

EXHIBIT D - TEST SETUP PHOTOGRAPHS

Conducted Emissions Front View



Conducted Emissions Side View




Radiated Emission 9k-30MHz Parallel View



Radiated Emission 9k-30MHz Perpendicular View




Radiated Emission 9k-30MHz Ground-parallel View




Radiated Emission 30M-1GHz View




E-Field Position A




E-Field Position B



E-Field Position C



E-Field Position D



E-Field Position E




H-Field Position A



H-Field Position B



H-Field Position C



H-Field Position D



H-Field Position E

