



## APPENDIX C – SETUP PHOTOS

**Figure: 1**

Setup Photo - BODY Configuration				Separation Distance to Phantom (mm)	
Plot	Battery	Body Accesstion	Audio Accessory	DUT	Antenna
B4	P2	B1	A1	0	43




**Normal View**



**Close-Up View**

**Figure: 3**

Setup Photo - FACE Configuration				Separation Distance to Phantom (mm)	
Plot	Battery	Body Accession	A1	DUT	Antenna
F2	P2	B1	n/a	25	55



**Normal View**



**Close-Up View**