

# Photo Report on Test Setups

**Report Reference:** MDE\_PARRO\_1534\_FCC\_Photo\_Setups

**Test Laboratory:**

7layers GmbH  
Borsigstrasse 11  
40880 Ratingen  
Germany



**Note:**

The following test results relate only to the devices specified in this document. This report shall not be reproduced in parts without the written approval of the test laboratory.

**7layers GmbH**

Borsigstraße 11  
40880 Ratingen, Germany  
T +49 (0) 2102 749 0  
F +49 (0) 2102 749 350

**Geschäftsführer/**

**Managing Directors:**


Frank Spiller  
Bernhard Retka  
Alexandre Norré-Oudard

**Registergericht/registered:**


Düsseldorf HRB 75554  
USt-Id.-Nr./VAT-No. DE203159652  
Steuer-Nr./TAX-No. 147/5869/0385

*a Bureau Veritas  
Group Company*

*www.7layers.com*



**Photo 1:** Test setup for radiated measurements (Enclosure, below 30 MHz, intentional radiator §15.209, ANSI C63.10)



**Photo 2:** Test setup for radiated measurements (Enclosure, semi-anechoic chamber, 30 MHz to 1 GHz, intentional radiator §15, ANSI C63.10)





**Photo 3:** Test setup for radiated measurements (Enclosure, fully-anechoic chamber, 1 – 26.5 GHz intentional radiator §15, ANSI C63.10)



**Photo 4:** Test setup for radiated measurements (Enclosure, fully-anechoic chamber, 26.5 – 40 GHz intentional radiator §15, ANSI C63.10)






**Photo 5:** Test setup for conducted measurements (computer peripheral setup, EUT connected by USB-cable to computer, unintentional radiator §15.107, ANSI C63.4)




**Photo 6:** Test setup for radiated measurements (EUT connected to auxiliary 2.4 GHz remote control receiver, unintentional radiator §15.109, ANSI C63.4, in Semi-Anechoic Chamber, 30 MHz – 1 GHz)





**Photo 7:** Test setup for radiated measurements (computer peripheral setup, EUT connected by USB-cable to computer, unintentional radiator §15.109, ANSI C63.4, in Semi-Anechoic Chamber, 30 MHz – 1 GHz)





**Photo 8:** Test setup for radiated measurements (EUT connected to auxiliary 2.4 GHz remote control receiver, unintentional radiator §15.109, ANSI C63.4, in Fully-Anechoic Chamber, 1 – 4 GHz)



**Photo 9:** Test setup for radiated measurements (computer peripheral setup, EUT connected by USB-cable to computer, unintentional radiator §15.109, ANSI C63.4, in Fully-Anechoic Chamber, 1 – 4 GHz)