





Test Report S/N:	100803-433ATH
Test Date(s):	October 15-17, 20, 2003
Test Type:	FCC/IC SAR Evaluation

## APPENDIX G - SAR TEST SETUP & EUT PHOTOGRAPHS

**FACE-HELD SAR TEST SETUP PHOTOGRAPHS**  
Radio Transceiver with Stubby Antenna & Alkaline Battery Pack  
2.5 cm Separation Distance to Planar Phantom




**FACE-HELD SAR TEST SETUP PHOTOGRAPHS**  
Radio Transceiver with Whip Antenna & Alkaline Battery Pack  
2.5 cm Separation Distance to Planar Phantom







**FACE-HELD SAR TEST SETUP PHOTOGRAPHS**  
Radio Transceiver with Stubby Antenna & NiMH Battery  
2.5 cm Separation Distance to Planar Phantom



**FACE-HELD SAR TEST SETUP PHOTOGRAPHS**  
Speaker Microphone with Stubby Antenna & NiMH Battery  
2.5 cm Separation Distance to Planar Phantom







### BODY-WORN SAR TEST SETUP PHOTOGRAPHS

Radio Transceiver with Stubby Antenna, Alkaline Battery Pack, & Boom-Microphone Headset Accessory  
1.3 cm Belt-Clip Separation Distance to Planar Phantom



### BODY-WORN SAR TEST SETUP PHOTOGRAPHS


Radio Transceiver with Stubby Antenna with Alkaline Battery Pack and Speaker-Microphone Accessory  
1.3 cm Belt-Clip Separation Distance to Planar Phantom





### BODY-WORN SAR TEST SETUP PHOTOGRAPHS



Radio Transceiver with Whip Antenna, Alkaline Battery Pack, & Boom-Microphone Headset Accessory  
1.3 cm Belt-Clip Separation Distance to Planar Phantom







### BODY-WORN SAR TEST SETUP PHOTOGRAPHS

Radio Transceiver with Whip Antenna, Alkaline Battery Pack, & Speaker-Microphone Accessory  
1.3 cm Belt-Clip Separation Distance to Planar Phantom



### BODY-WORN SAR TEST SETUP PHOTOGRAPHS


Radio Transceiver with Stubby Antenna, NiMH Battery, & Boom-Microphone Headset Accessory  
1.3 cm Belt-Clip Separation Distance to Planar Phantom







### BODY-WORN SAR TEST SETUP PHOTOGRAPHS

Radio Transceiver with Stubby Antenna, NiMH Battery, & Speaker-Microphone Accessory  
1.3 cm Belt-Clip Separation Distance to Planar Phantom





**BODY-WORN SAR TEST SETUP PHOTOGRAPHS**  
**Speaker-Microphone with Stubby Antenna & Alkaline Battery Pack**  
**1.2 cm Lapel-Clip Separation Distance to Planar Phantom**



## EUT PHOTOGRAPHS



**Front of Radio  
with Stubby Antenna  
& Alkaline Battery Pack**



**Back of Radio  
with Alkaline Battery Pack  
& Belt-Clip Accessory**

## EUT PHOTOGRAPHS



**Radio with Stubby Antenna  
& Alkaline Battery Pack**



**Alkaline Battery Pack**



**EF Johnson®**  
**9V AA ALKALINE CELL PACK**

**IMPORTANT:** DO NOT ATTEMPT TO CHARGE THIS BATTERY PACK. USE ONLY 9V AA CELLS AS RECOMMENDED IN THE USER'S MANUAL.

**CAUTION:** NEVER RECHARGE OR REPAIR THIS BATTERY PACK. NEVER SHORT-CIRCUIT THE BATTERY PACK. NEVER DISPOSE OF THIS BATTERY PACK IN FIRE OR WATER.

**WARNING:** TO PREVENT HAZARD OF BURNING, DO NOT TOUCH BOTH TERMINALS TO CONDUCTIVE OR CORROSIVE MATERIALS. TO PREVENT HAZARD OF BURNING, DO NOT TOUCH BOTH TERMINALS TO YOUR SKIN OR EYES. ALWAYS HANDLE IN APPROPRIATE MANNER WHEN NOT IN USE.

NEED YOURS? CALL 1-800-451-2322

ALKALINE BATTERIES MAY CAUSE AN OVERHEATING OF A SHORT CIRCUIT. DO NOT REPLACE BATTERIES IN A POWER TOOL OR EQUIPMENT UNLESS THE CONTACT SPRINGS ARE NOT CORRODED.

© 1997 EF Johnson  
 10000 EF Johnson Drive  
 Dallas, TX 75243-1000  
 214-422-6111

E.F. Johnson Co. FCC ID: ATH2425180 (Model: 242-5180)  
Portable FM PTT Radio Transceiver (806-824MHz/851-869MHz)


## EUT PHOTOGRAPHS



**Radio with Boom-Microphone Headset Accessory**



**Radio with Speaker-Microphone Accessory,  
Stubby Antenna & Alkaline Battery Pack**



**Stubby Antenna**

## EUT PHOTOGRAPHS



**Front of Radio  
with Stubby Antenna  
& NiMH Battery**



**Back of Radio  
with Belt Clip  
& NiMH Battery**



## EUT PHOTOGRAPHS



**Radio with Speaker-Microphone Accessory,  
Stubby Antenna, & NiMH Battery**



**Radio with Boom-Microphone Headset Accessory,  
Stubby Antenna, & NiMH Battery**

## EUT PHOTOGRAPHS




**Radio with Whip Antenna  
& Alkaline Battery Pack**



**Radio with Whip Antenna,  
Alkaline Battery Pack,  
& Speaker-Microphone Accessory**



**Radio with Whip Antenna,  
Alkaline Battery Pack,  
& Boom-Microphone Headset Accessory**



**Whip Antenna**

## EUT PHOTOGRAPHS



Back of Radio without Battery



Radio with Stubby Antenna & NiMH Battery



Radio with Stubby Antenna & NiMH Battery



Belt Clip on NiMH Battery



NiMH Battery



## EUT PHOTOGRAPHS

### Speaker-Microphone with Stubby Antenna & Lapel-Clip



## EUT PHOTOGRAPHS

### Speaker-Microphone with Stubby Antenna & Lapel-Clip

