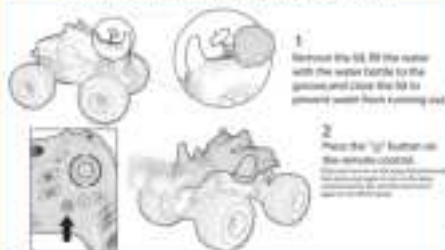


HOW TO ADD WATER AND SPRAY



MATTERS NEEDING ATTENTION

If the stunt car can't stand on two wheels, please check whether the power is insufficient or the ground is smooth, so it can't stand in case of the above situations, please timely change and wipe the tire surface with a rag, or transfer to other places to play.

Wipe the tire with a damp cloth before use each time to keep the tire grip.

CAUTION: Please read the following instructions carefully before use to avoid accidents and damage to the product.

1. The car is not a toy for children. It is a remote-controlled car. Please do not let children play with it without supervision.

2. The car is not a toy for children. It is a remote-controlled car. Please do not let children play with it without supervision.

3. The car is not a toy for children. It is a remote-controlled car. Please do not let children play with it without supervision.

4. The car is not a toy for children. It is a remote-controlled car. Please do not let children play with it without supervision.

5. The car is not a toy for children. It is a remote-controlled car. Please do not let children play with it without supervision.

6. The car is not a toy for children. It is a remote-controlled car. Please do not let children play with it without supervision.

7. The car is not a toy for children. It is a remote-controlled car. Please do not let children play with it without supervision.

8. The car is not a toy for children. It is a remote-controlled car. Please do not let children play with it without supervision.

9. The car is not a toy for children. It is a remote-controlled car. Please do not let children play with it without supervision.

10. The car is not a toy for children. It is a remote-controlled car. Please do not let children play with it without supervision.

HOW TO INSTALL BATTERIES



The 3xAAA alkaline batteries (not included)

REMOTE CONTROL BUTTON DESCRIPTION



HOW TO DRIVE



RHINO WARRIOR

REMOTE CONTROL INSTRUCTIONS

Please read these instructions carefully before use and retain for future reference.

WARNING

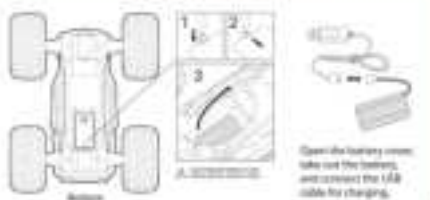
The recommended age is 6+ for this car. If used by persons under the recommended age, adult supervision is required.

Special attention: The car contains a lithium battery. The car should be used in a well-ventilated area. Do not use the car in a confined space. Do not use the car near flammable materials. Do not use the car near water.

THIS SET INCLUDES

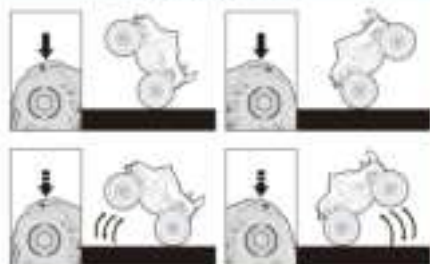


HOW TO CHARGE

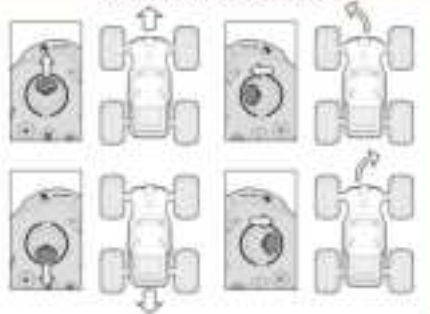


Open the battery compartment, take out the battery, and connect the USB cable for charging.

HOW TO STUNT



DIRECTIONAL CONTROL



NOTE: This equipment has been tested and found to comply with the limits for a Class B digital device, pursuant to part 15 of the FCC Rules. These limits are designed to provide reasonable protection against harmful interference in a residential installation. This equipment generates, uses and can radiate radio frequency energy and, if not installed and used in accordance with the instructions, may cause harmful interference to radio communications. However, there is no guarantee that interference will not occur in a particular installation. If this equipment does cause harmful interference to radio or television reception, which can be determined by turning the equipment off and on, the user is encouraged to try to correct the interference by one or more of the following measures:

- Reorient or relocate the receiving antenna.
- Increase the separation between the equipment and receiver.
- Connect the equipment into an outlet on a circuit different from that to which the receiver is connected.
- Consult the dealer or an experienced radio/TV technician for help.

Changes or modifications not expressly approved by the party responsible for compliance could void the user's authority to operate the equipment.

Hereby, RUNLONG TOYS AND CRAFTS FACTORY declare that the radio equipment type R/C CAR is compliance with Directive 2014/ 53/ EU.



Operating Frequency Range : 2410 - 2473 MHz
The maximum RF Output Power : 4.833dBm