


## PHOTOGRAPHS OF THE TEST CONFIGURATION


CONDUCTED EMISSION TEST (Test Mode A)





## CONDUCTED EMISSION TEST (Test Mode B)








## CONDUCTED EMISSION TEST (Test Mode C)





## CONDUCTED EMISSION TEST (Test Mode D)








## CONDUCTED EMISSION TEST (Test Mode E)






## CONDUCTED EMISSION TEST (Test Mode F)









## RADIATED EMISSION TEST (Test Mode A)






## RADIATED EMISSION TEST (Test Mode B)













## RADIATED EMISSION TEST (Test Mode C)






## RADIATED EMISSION TEST (Test Mode D)













## RADIATED EMISSION TEST (Test Mode E)






## RADIATED EMISSION TEST (Test Mode F)









**(CO-LOCATED)**  
CONDUCTED EMISSION TEST (Test Mode A)



## CONDUCTED EMISSION TEST (Test Mode B)



## CONDUCTED EMISSION TEST (Test Mode C)



## CONDUCTED EMISSION TEST (Test Mode D)







## CONDUCTED EMISSION TEST (Test Mode E)



## CONDUCTED EMISSION TEST (Test Mode F)




## RADIATED EMISSION TEST (Test Mode A)







## RADIATED EMISSION TEST (Test Mode B)








## RADIATED EMISSION TEST (Test Mode C)



## RADIATED EMISSION TEST (Test Mode D)




## RADIATED EMISSION TEST (Test Mode E)





## RADIATED EMISSION TEST (Test Mode F)





## DFS Test

Test results demonstrating Master links with Client on a test frequency.

