

InterLab<sup>®</sup>

Photo Report on

Test Setups

TOBY-L201

FCC ID      XPYTOBYL201

IC:              8595A-TOBYL201

**Report Reference:** MDE\_UBLOX\_1502\_FCC\_Setups

**Date:**                      May 11, 2015

**Test Laboratory:**

7Layers AG  
Borsigstr. 11  
40880 Ratingen  
Germany



**Note:**

The following test results relate only to the devices specified in this document. This report shall not be reproduced in parts without the written approval of the test laboratory.

7Layers AG  
Borsigstrasse 11  
40880 Ratingen, Germany  
Phone: +49 (0) 2102 749 0  
Fax: +49 (0) 2102 749 350  
www.7Layers.com

Aufsichtsratsvorsitzender •  
Chairman of the Supervisory Board:  
Peter Mertel  
Vorstand • Board:  
Dr. H. Ansorge


Registergericht • registered in:  
Düsseldorf, HRB 44096  
USt-IdNr • VAT No.:  
DE 203159652  
TAX No. 147/5869/0385



**Photo 1:** Test setup AE02 for radiated measurements unintentional radiator §15) Single device setup, computer peripheral.




**Photo 2:** Test setup AE02 for radiated measurements, unintentional radiator §15) single device setup, computer peripheral.




**Photo 3:** Test setup AE02 for conducted measurements, unintentional radiator §15) single device setup, computer peripheral.





**Photo 4:** Test setup AE02 for conducted measurements, unintentional radiator §15) single device setup, computer peripheral.



**Photo 5:** Test setup for radiated measurements (Enclosure, fully-anechoic chamber, 1-18 GHz intentional radiator §15 / 30 MHz – 10/20 GHz §22/24/27)