

**Test Plot 1#: GSM 850\_Head Left Cheek\_Middle**

**DUT: Smart Phone; Type: S4005L; Serial: 19010300205;**

Communication System: Generic GSM; Frequency: 836.6 MHz; Duty Cycle: 1:8  
 Medium parameters used:  $f = 836.6 \text{ MHz}$ ;  $\sigma = 0.889 \text{ S/m}$ ;  $\epsilon_r = 42.093$ ;  $\rho = 1000 \text{ kg/m}^3$  ;  
 Phantom section: Left Section

DASY5 Configuration:

- Probe: EX3DV4 - SN7522; ConvF(9.46, 9.46, 9.46); Calibrated: 2018/11/2;
- Sensor-Surface: 4mm (Mechanical Surface Detection)
- Electronics: DAE4 SN1562; Calibrated: 2018/11/6
- Phantom: SAM-Twin V8.0 P1aP2a; Type: QD 000 P41 AA; Serial: 1962
- Measurement SW: DASY52, Version 52.10 (2);

**Area Scan (61x81x1):** Interpolated grid:  $dx=1.500 \text{ mm}$ ,  $dy=1.500 \text{ mm}$

Maximum value of SAR (interpolated) = 0.0736 W/kg


**Zoom Scan (7x7x7)/Cube 0:** Measurement grid:  $dx=5\text{mm}$ ,  $dy=5\text{mm}$ ,  $dz=5\text{mm}$

Reference Value = 4.313 V/m; Power Drift = 0.14 dB

Peak SAR (extrapolated) = 0.0820 W/kg

**SAR(1 g) = 0.066 W/kg; SAR(10 g) = 0.048 W/kg**

Maximum value of SAR (measured) = 0.0692 W/kg



0 dB = 0.0692 W/kg = -11.60 dBW/kg

**Test Plot 2#: GSM 850\_Head Left Tilt\_Middle**

**DUT: Smart Phone; Type: S4005L; Serial: 19010300205;**

Communication System: Generic GSM; Frequency: 836.6 MHz; Duty Cycle: 1:8  
 Medium parameters used:  $f = 836.6 \text{ MHz}$ ;  $\sigma = 0.889 \text{ S/m}$ ;  $\epsilon_r = 42.093$ ;  $\rho = 1000 \text{ kg/m}^3$  ;  
 Phantom section: Left Section

DASY5 Configuration:

- Probe: EX3DV4 - SN7522; ConvF(9.46, 9.46, 9.46); Calibrated: 2018/11/2;
- Sensor-Surface: 4mm (Mechanical Surface Detection)
- Electronics: DAE4 SN1562; Calibrated: 2018/11/6
- Phantom: SAM-Twin V8.0 P1aP2a; Type: QD 000 P41 AA; Serial: 1962
- Measurement SW: DASY52, Version 52.10 (2);

**Area Scan (61x81x1):** Interpolated grid:  $dx=1.500 \text{ mm}$ ,  $dy=1.500 \text{ mm}$

Maximum value of SAR (interpolated) = 0.0609 W/kg

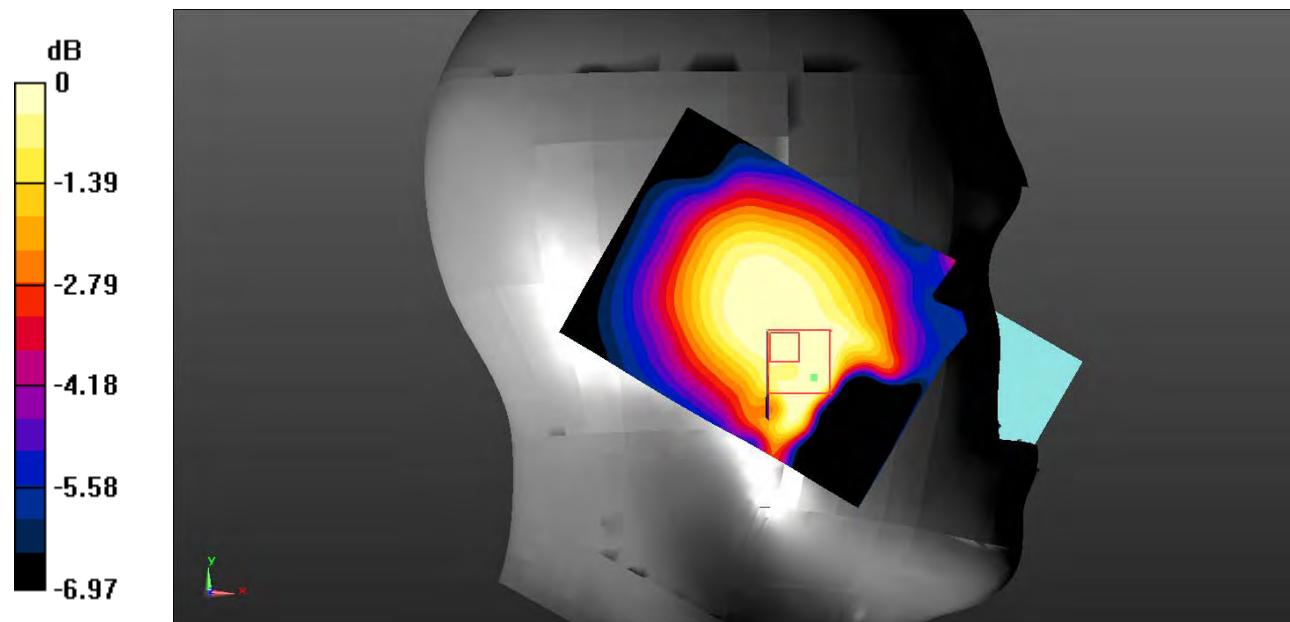
**Zoom Scan (7x7x7)/Cube 0:** Measurement grid:  $dx=5\text{mm}$ ,  $dy=5\text{mm}$ ,  $dz=5\text{mm}$

Reference Value = 5.770 V/m; Power Drift = 0.21 dB

Peak SAR (extrapolated) = 0.0580 W/kg

**SAR(1 g) = 0.043 W/kg; SAR(10 g) = 0.031 W/kg**

Maximum value of SAR (measured) = 0.0482 W/kg



0 dB = 0.0482 W/kg = -13.17 dBW/kg

**Test Plot 3#: GSM 850\_Head Right Cheek\_Low**

**DUT: Smart Phone; Type: S4005L; Serial: 19010300205;**

Communication System: Generic GSM; Frequency: 824.2 MHz; Duty Cycle: 1:8  
 Medium parameters used:  $f = 824.2$  MHz;  $\sigma = 0.876$  S/m;  $\epsilon_r = 42.461$ ;  $\rho = 1000$  kg/m<sup>3</sup> ;  
 Phantom section: Right Section

DASY5 Configuration:

- Probe: EX3DV4 - SN7522; ConvF(9.46, 9.46, 9.46); Calibrated: 2018/11/2;
- Sensor-Surface: 4mm (Mechanical Surface Detection)
- Electronics: DAE4 SN1562; Calibrated: 2018/11/6
- Phantom: SAM-Twin V8.0 P1aP2a; Type: QD 000 P41 AA; Serial: 1962
- Measurement SW: DASY52, Version 52.10 (2);

**Area Scan (101x121x1):** Interpolated grid: dx=1.000 mm, dy=1.000 mm

Maximum value of SAR (interpolated) = 0.111 W/kg

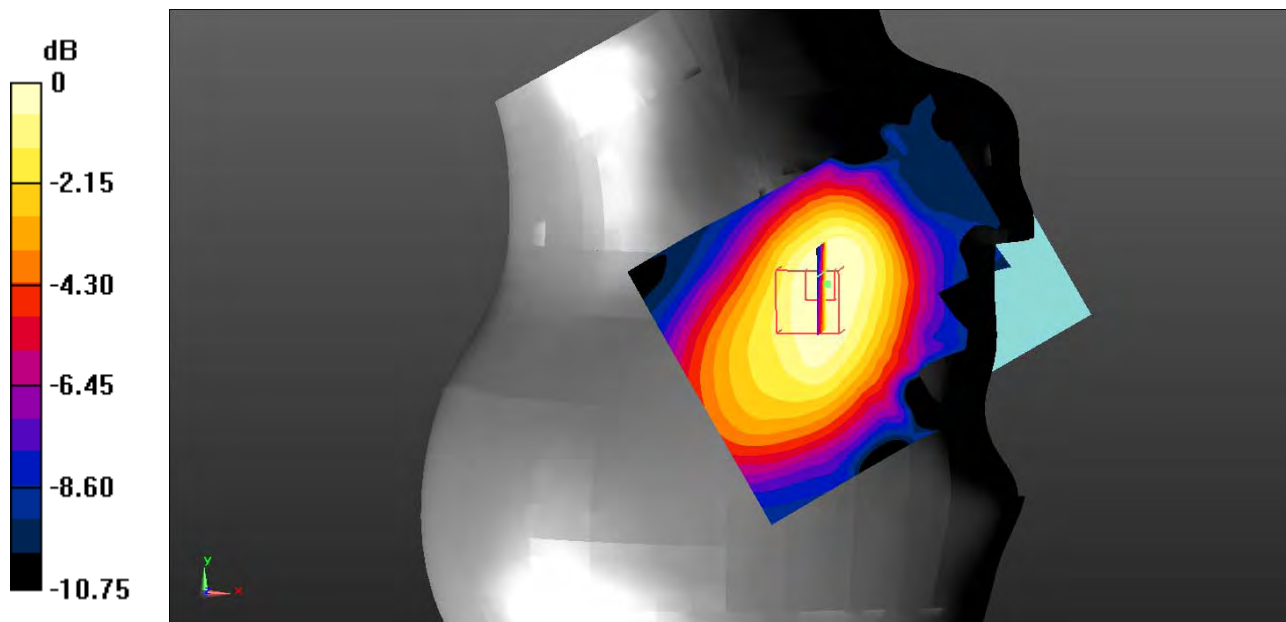
**Zoom Scan (7x7x7)/Cube 0:** Measurement grid: dx=5mm, dy=5mm, dz=5mm

Reference Value = 6.178 V/m; Power Drift = -0.042 dB

Peak SAR (extrapolated) = 0.146 W/kg

**SAR(1 g) = 0.099 W/kg; SAR(10 g) = 0.070 W/kg**

Maximum value of SAR (measured) = 0.105 W/kg



0 dB = 0.105 W/kg = -9.79 dBW/kg

**Test Plot 4#: GSM 850\_Head Right Cheek\_Middle**

**DUT: Smart Phone; Type: S4005L; Serial: 19010300205;**

Communication System: Generic GSM; Frequency: 836.6 MHz; Duty Cycle: 1:8  
 Medium parameters used:  $f = 836.6 \text{ MHz}$ ;  $\sigma = 0.889 \text{ S/m}$ ;  $\epsilon_r = 42.093$ ;  $\rho = 1000 \text{ kg/m}^3$  ;  
 Phantom section: Right Section

DASY5 Configuration:

- Probe: EX3DV4 - SN7522; ConvF(9.46, 9.46, 9.46); Calibrated: 2018/11/2;
- Sensor-Surface: 4mm (Mechanical Surface Detection)
- Electronics: DAE4 SN1562; Calibrated: 2018/11/6
- Phantom: SAM-Twin V8.0 P1aP2a; Type: QD 000 P41 AA; Serial: 1962
- Measurement SW: DASY52, Version 52.10 (2);

**Area Scan (61x81x1):** Interpolated grid:  $dx=1.500 \text{ mm}$ ,  $dy=1.500 \text{ mm}$

Maximum value of SAR (interpolated) = 0.125 W/kg


**Zoom Scan (7x7x7)/Cube 0:** Measurement grid:  $dx=5\text{mm}$ ,  $dy=5\text{mm}$ ,  $dz=5\text{mm}$

Reference Value = 4.419 V/m; Power Drift = 0.032 dB

Peak SAR (extrapolated) = 0.105 W/kg

**SAR(1 g) = 0.080 W/kg; SAR(10 g) = 0.056 W/kg**

Maximum value of SAR (measured) = 0.0858 W/kg



0 dB = 0.0858 W/kg = -10.67 dBW/kg

**Test Plot 5#: GSM 850\_Head Right Cheek\_High**

**DUT: Smart Phone; Type: S4005L; Serial: 19010300205;**

Communication System: Generic GSM; Frequency: 848.8 MHz;Duty Cycle: 1:8  
 Medium parameters used:  $f = 848.8 \text{ MHz}$ ;  $\sigma = 0.904 \text{ S/m}$ ;  $\epsilon_r = 42.16$ ;  $\rho = 1000 \text{ kg/m}^3$  ;  
 Phantom section: Right Section

DASY5 Configuration:

- Probe: EX3DV4 - SN7522; ConvF(9.46, 9.46, 9.46); Calibrated: 2018/11/2;
- Sensor-Surface: 4mm (Mechanical Surface Detection)
- Electronics: DAE4 SN1562;Calibrated: 2018/11/6
- Phantom: SAM-Twin V8.0 P1aP2a; Type: QD 000 P41 AA; Serial: 1962
- Measurement SW: DASY52, Version 52.10 (2);

**Area Scan (101x121x1):** Interpolated grid:  $dx=1.000 \text{ mm}$ ,  $dy=1.000 \text{ mm}$

Maximum value of SAR (interpolated) = 0.0889 W/kg

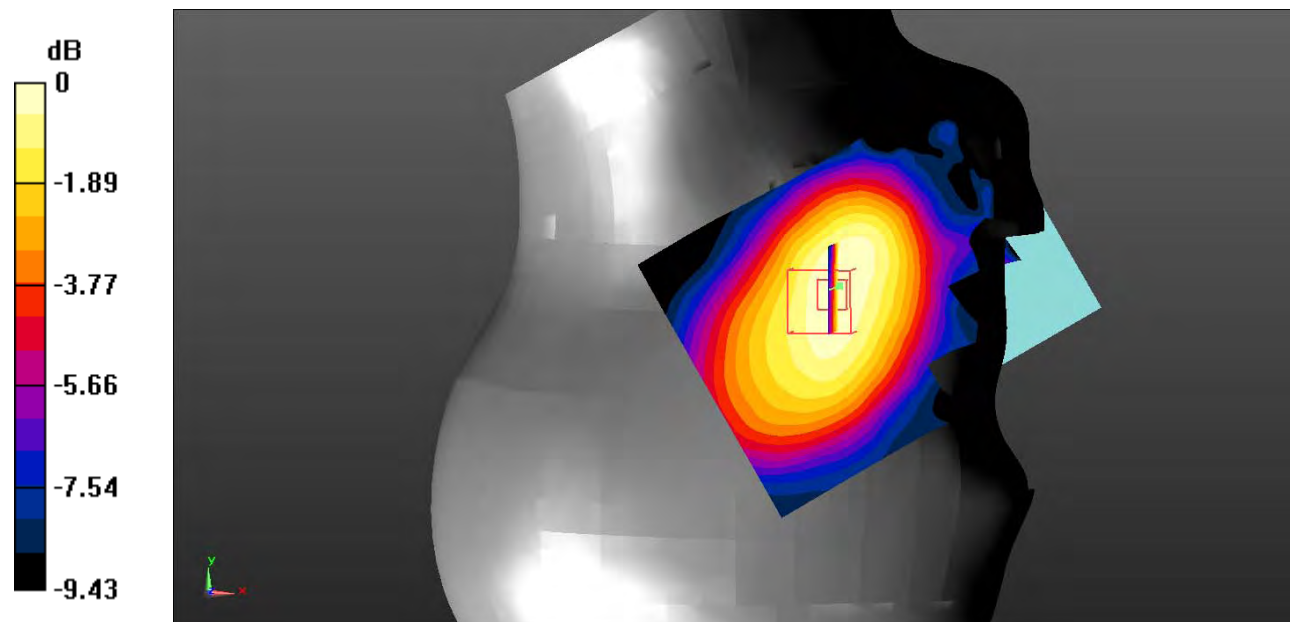
**Zoom Scan (7x7x7)/Cube 0:** Measurement grid:  $dx=5\text{mm}$ ,  $dy=5\text{mm}$ ,  $dz=5\text{mm}$

Reference Value = 5.037 V/m; Power Drift = 0.046 dB

Peak SAR (extrapolated) = 0.113 W/kg

**SAR(1 g) = 0.084 W/kg; SAR(10 g) = 0.061 W/kg**

Maximum value of SAR (measured) = 0.0886 W/kg



0 dB = 0.0886 W/kg = -10.53 dBW/kg

**Test Plot 6#: GSM 850\_Head Right Tilt\_Middle**

**DUT: Smart Phone; Type: S4005L; Serial: 19010300205;**

Communication System: Generic GSM; Frequency: 836.6 MHz; Duty Cycle: 1:8  
 Medium parameters used:  $f = 836.6 \text{ MHz}$ ;  $\sigma = 0.889 \text{ S/m}$ ;  $\epsilon_r = 42.093$ ;  $\rho = 1000 \text{ kg/m}^3$  ;  
 Phantom section: Right Section

DASY5 Configuration:

- Probe: EX3DV4 - SN7522; ConvF(9.46, 9.46, 9.46); Calibrated: 2018/11/2;
- Sensor-Surface: 4mm (Mechanical Surface Detection)
- Electronics: DAE4 SN1562; Calibrated: 2018/11/6
- Phantom: SAM-Twin V8.0 P1aP2a; Type: QD 000 P41 AA; Serial: 1962
- Measurement SW: DASY52, Version 52.10 (2);

**Area Scan (61x81x1):** Interpolated grid:  $dx=1.500 \text{ mm}$ ,  $dy=1.500 \text{ mm}$

Maximum value of SAR (interpolated) = 0.0618 W/kg

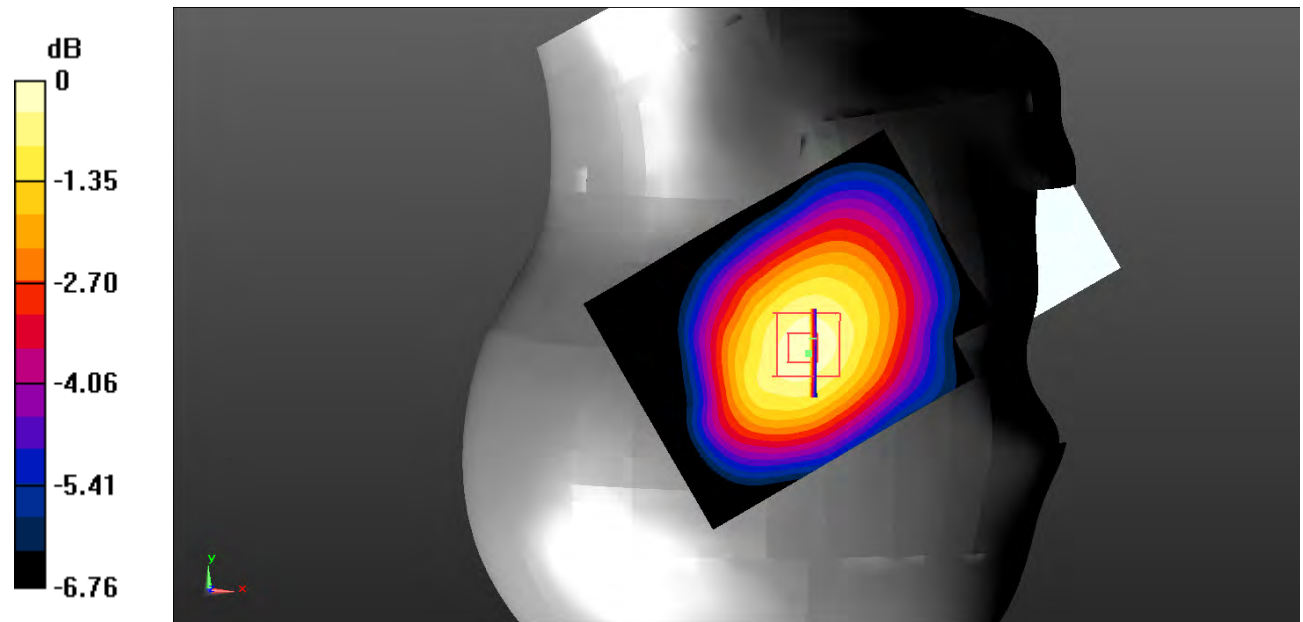
**Zoom Scan (7x7x7)/Cube 0:** Measurement grid:  $dx=5\text{mm}$ ,  $dy=5\text{mm}$ ,  $dz=5\text{mm}$

Reference Value = 6.360 V/m; Power Drift = 0.15 dB

Peak SAR (extrapolated) = 0.0780 W/kg

**SAR(1 g) = 0.061 W/kg; SAR(10 g) = 0.047 W/kg**

Maximum value of SAR (measured) = 0.0635 W/kg



0 dB = 0.0635 W/kg = -11.97 dBW/kg

**Test Plot 7#: GSM 850\_Body Worn Back\_Middle**

**DUT: Smart Phone; Type: S4005L; Serial: 19010300205;**

Communication System: Generic GSM; Frequency: 836.6 MHz; Duty Cycle: 1:8  
 Medium parameters used:  $f = 836.6 \text{ MHz}$ ;  $\sigma = 0.959 \text{ S/m}$ ;  $\epsilon_r = 56.541$ ;  $\rho = 1000 \text{ kg/m}^3$  ;  
 Phantom section: Flat Section

DASY5 Configuration:

- Probe: EX3DV4 - SN7522; ConvF(9.54, 9.54, 9.54); Calibrated: 2018/11/2;
- Sensor-Surface: 4mm (Mechanical Surface Detection)
- Electronics: DAE4 SN1562; Calibrated: 2018/11/6
- Phantom: ELI V8.0 P1aP2a; Type: QD OVA 004 AA; Serial: 2092
- Measurement SW: DASY52, Version 52.10 (2);

**Area Scan (61x81x1):** Interpolated grid:  $dx=1.500 \text{ mm}$ ,  $dy=1.500 \text{ mm}$

Maximum value of SAR (interpolated) = 0.208 W/kg

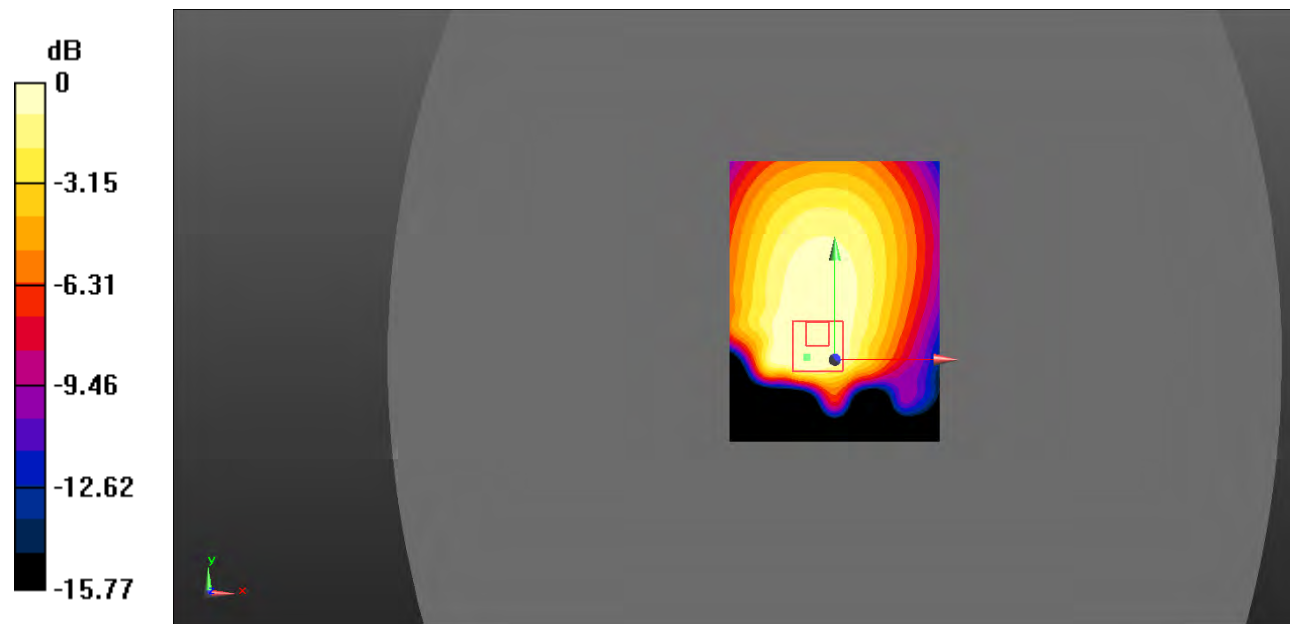
**Zoom Scan (7x7x7)/Cube 0:** Measurement grid:  $dx=5\text{mm}$ ,  $dy=5\text{mm}$ ,  $dz=5\text{mm}$

Reference Value = 10.73 V/m; Power Drift = -0.15 dB

Peak SAR (extrapolated) = 0.243 W/kg

**SAR(1 g) = 0.133 W/kg; SAR(10 g) = 0.091 W/kg**

Maximum value of SAR (measured) = 0.160 W/kg



0 dB = 0.160 W/kg = -7.96 dBW/kg

**Test Plot 8#: GSM 850\_Body Back\_Low**

**DUT: Smart Phone; Type: S4005L; Serial: 19010300205;**

Communication System: Generic GPRS-4 slots; Frequency: 824.2 MHz; Duty Cycle: 1:2  
 Medium parameters used:  $f = 824.2 \text{ MHz}$ ;  $\sigma = 0.946 \text{ S/m}$ ;  $\epsilon_r = 57.084$ ;  $\rho = 1000 \text{ kg/m}^3$  ;  
 Phantom section: Flat Section

DASY5 Configuration:

- Probe: EX3DV4 - SN7522; ConvF(9.54, 9.54, 9.54); Calibrated: 2018/11/2;
- Sensor-Surface: 4mm (Mechanical Surface Detection)
- Electronics: DAE4 SN1562; Calibrated: 2018/11/6
- Phantom: ELI V8.0 P1aP2a; Type: QD OVA 004 AA; Serial: 2092
- Measurement SW: DASY52, Version 52.10 (2);

**Area Scan (101x131x1):** Interpolated grid:  $dx=1.000 \text{ mm}$ ,  $dy=1.000 \text{ mm}$

Maximum value of SAR (interpolated) =  $0.173 \text{ W/kg}$

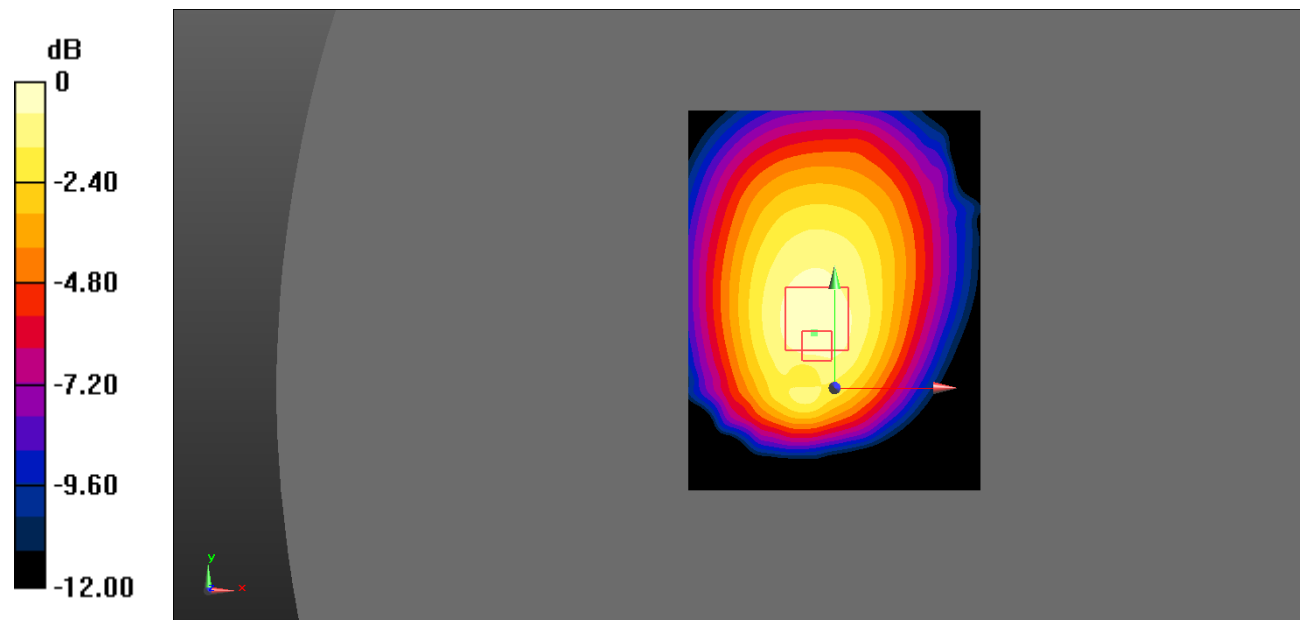
**Zoom Scan (7x7x7)/Cube 0:** Measurement grid:  $dx=5\text{mm}$ ,  $dy=5\text{mm}$ ,  $dz=5\text{mm}$

Reference Value =  $9.111 \text{ V/m}$ ; Power Drift =  $0.033 \text{ dB}$

Peak SAR (extrapolated) =  $0.278 \text{ W/kg}$

**SAR(1 g) =  $0.128 \text{ W/kg}$ ; SAR(10 g) =  $0.087 \text{ W/kg}$**

Maximum value of SAR (measured) =  $0.164 \text{ W/kg}$



0 dB =  $0.284 \text{ W/kg} = -5.47 \text{ dBW/kg}$



**Test Plot 9#: GSM 850\_Body Back\_Middle**

**DUT: Smart Phone; Type: S4005L; Serial: 19010300205;**

Communication System: Generic GPRS-4 slots; Frequency: 836.6 MHz; Duty Cycle: 1:2  
 Medium parameters used:  $f = 836.6 \text{ MHz}$ ;  $\sigma = 0.959 \text{ S/m}$ ;  $\epsilon_r = 56.541$ ;  $\rho = 1000 \text{ kg/m}^3$  ;  
 Phantom section: Flat Section

DASY5 Configuration:

- Probe: EX3DV4 - SN7522; ConvF(9.54, 9.54, 9.54); Calibrated: 2018/11/2;
- Sensor-Surface: 4mm (Mechanical Surface Detection)
- Electronics: DAE4 SN1562; Calibrated: 2018/11/6
- Phantom: ELI V8.0 P1aP2a; Type: QD OVA 004 AA; Serial: 2092
- Measurement SW: DASY52, Version 52.10 (2);

**Area Scan (101x131x1):** Interpolated grid: dx=1.000 mm, dy=1.000 mm

Maximum value of SAR (interpolated) = 0.195 W/kg

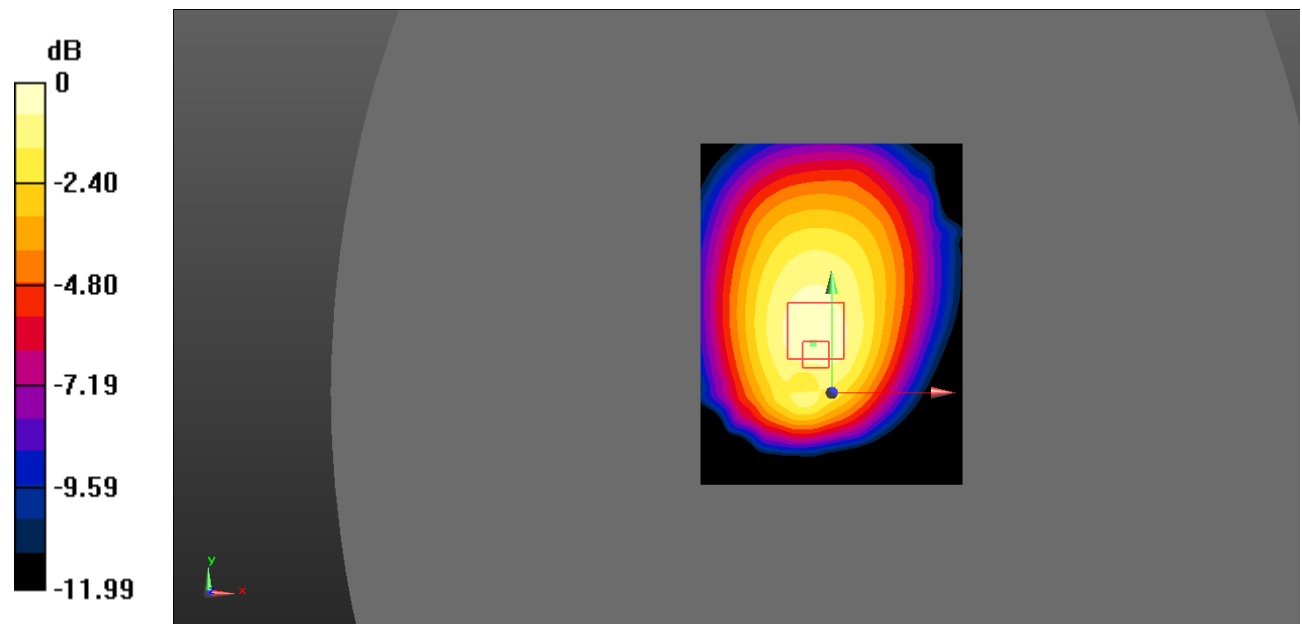
**Zoom Scan (7x7x7)/Cube 0:** Measurement grid: dx=5mm, dy=5mm, dz=5mm

Reference Value = 9.688 V/m; Power Drift = 0.102 dB

Peak SAR (extrapolated) = 0.321 W/kg

**SAR(1 g) = 0.140 W/kg; SAR(10 g) = 0.103 W/kg**

Maximum value of SAR (measured) = 0.186 W/kg



0 dB = 0.186 W/kg = -7.30 dBW/kg

**Test Plot 10#: GSM 850\_Body Back\_High**

**DUT: Smart Phone; Type: S4005L; Serial: 19010300205;**

Communication System: Generic GPRS-4 slots; Frequency: 848.8 MHz; Duty Cycle: 1:2  
 Medium parameters used:  $f = 848.8 \text{ MHz}$ ;  $\sigma = 0.976 \text{ S/m}$ ;  $\epsilon_r = 56.815$ ;  $\rho = 1000 \text{ kg/m}^3$  ;  
 Phantom section: Flat Section

DASY5 Configuration:

- Probe: EX3DV4 - SN7522; ConvF(9.54, 9.54, 9.54); Calibrated: 2018/11/2;
- Sensor-Surface: 4mm (Mechanical Surface Detection)
- Electronics: DAE4 SN1562; Calibrated: 2018/11/6
- Phantom: ELI V8.0 P1aP2a; Type: QD OVA 004 AA; Serial: 2092
- Measurement SW: DASY52, Version 52.10 (2);

**Area Scan (101x131x1):** Interpolated grid: dx=1.000 mm, dy=1.000 mm

Maximum value of SAR (interpolated) = 0.178 W/kg

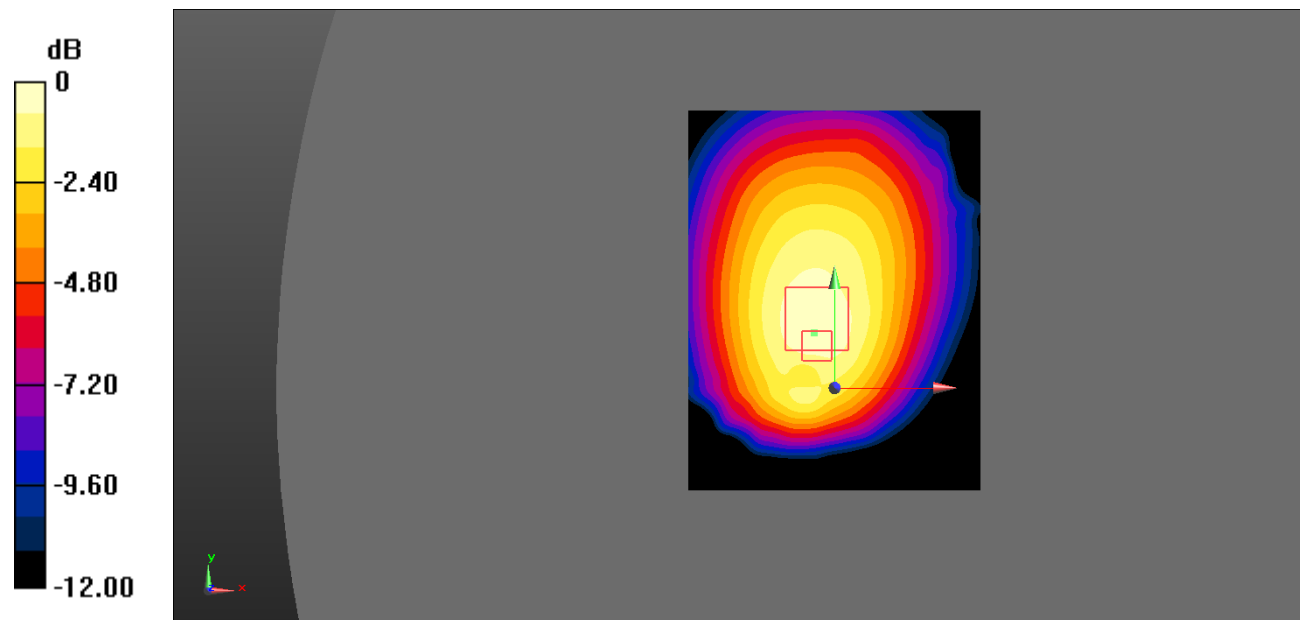
**Zoom Scan (7x7x7)/Cube 0:** Measurement grid: dx=5mm, dy=5mm, dz=5mm

Reference Value = 9.90 V/m; Power Drift = -0.26 dB

Peak SAR (extrapolated) = 0.305 W/kg

**SAR(1 g) = 0.133 W/kg; SAR(10 g) = 0.94 W/kg**

Maximum value of SAR (measured) = 0.179 W/kg



0 dB = 0.179 W/kg = -7.47 dBW/kg

**Test Plot 11#: GSM 850\_Body Left\_Middle**

**DUT: Smart Phone; Type: S4005L; Serial: 19010300205;**

Communication System: Generic GPRS-4 slots; Frequency: 836.6 MHz; Duty Cycle: 1:2  
 Medium parameters used:  $f = 836.6 \text{ MHz}$ ;  $\sigma = 0.959 \text{ S/m}$ ;  $\epsilon_r = 56.541$ ;  $\rho = 1000 \text{ kg/m}^3$  ;  
 Phantom section: Flat Section

DASY5 Configuration:

- Probe: EX3DV4 - SN7522; ConvF(9.54, 9.54, 9.54); Calibrated: 2018/11/2;
- Sensor-Surface: 4mm (Mechanical Surface Detection)
- Electronics: DAE4 SN1562; Calibrated: 2018/11/6
- Phantom: ELI V8.0 P1aP2a; Type: QD OVA 004 AA; Serial: 2092
- Measurement SW: DASY52, Version 52.10 (2);

**Area Scan (61x81x1):** Interpolated grid:  $dx=1.500 \text{ mm}$ ,  $dy=1.500 \text{ mm}$

Maximum value of SAR (interpolated) = 0.113 W/kg

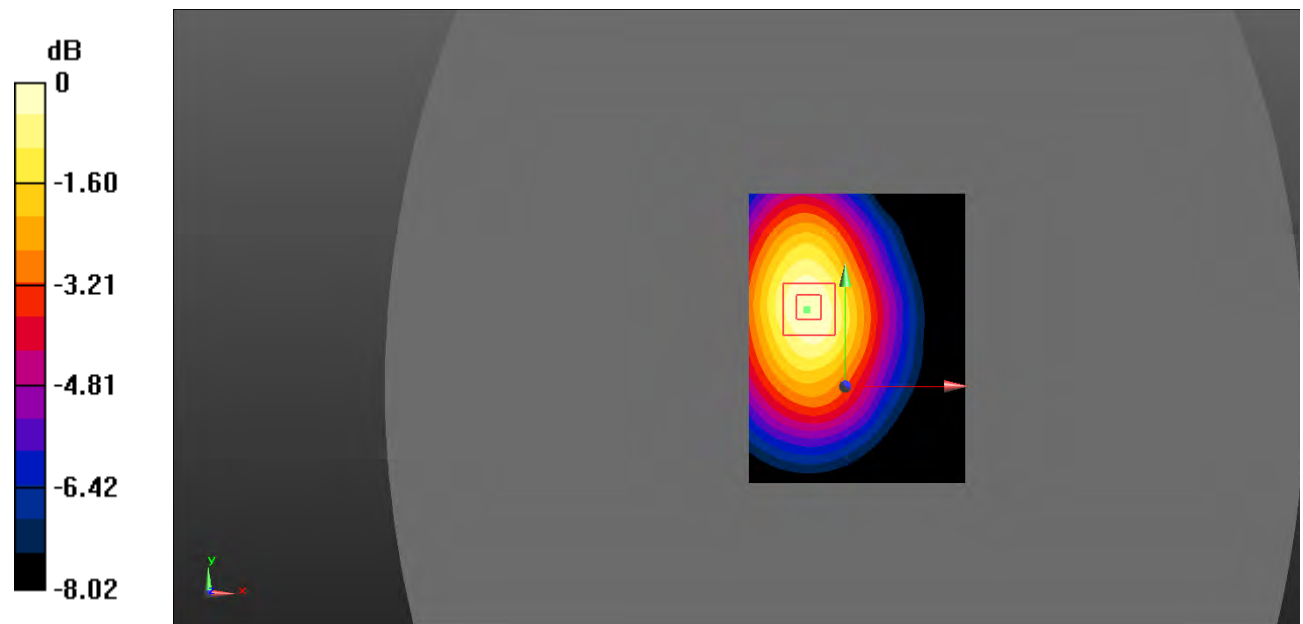
**Zoom Scan (7x7x7)/Cube 0:** Measurement grid:  $dx=5\text{mm}$ ,  $dy=5\text{mm}$ ,  $dz=5\text{mm}$

Reference Value = 7.543 V/m; Power Drift = 0.03 dB

Peak SAR (extrapolated) = 0.146 W/kg

**SAR(1 g) = 0.104 W/kg; SAR(10 g) = 0.073 W/kg**

Maximum value of SAR (measured) = 0.112 W/kg



0 dB = 0.112 W/kg = -9.51 dBW/kg

**Test Plot 12#: GSM 850\_Body Right\_Middle**

**DUT: Smart Phone; Type: S4005L; Serial: 19010300205;**

Communication System: Generic GPRS-4 slots; Frequency: 836.6 MHz; Duty Cycle: 1:2  
 Medium parameters used:  $f = 836.6 \text{ MHz}$ ;  $\sigma = 0.959 \text{ S/m}$ ;  $\epsilon_r = 56.541$ ;  $\rho = 1000 \text{ kg/m}^3$  ;  
 Phantom section: Flat Section

DASY5 Configuration:

- Probe: EX3DV4 - SN7522; ConvF(9.54, 9.54, 9.54); Calibrated: 2018/11/2;
- Sensor-Surface: 4mm (Mechanical Surface Detection)
- Electronics: DAE4 SN1562; Calibrated: 2018/11/6
- Phantom: ELI V8.0 P1aP2a; Type: QD OVA 004 AA; Serial: 2092
- Measurement SW: DASY52, Version 52.10 (2);

**Area Scan (61x81x1):** Interpolated grid:  $dx=1.500 \text{ mm}$ ,  $dy=1.500 \text{ mm}$

Maximum value of SAR (interpolated) = 0.137 W/kg

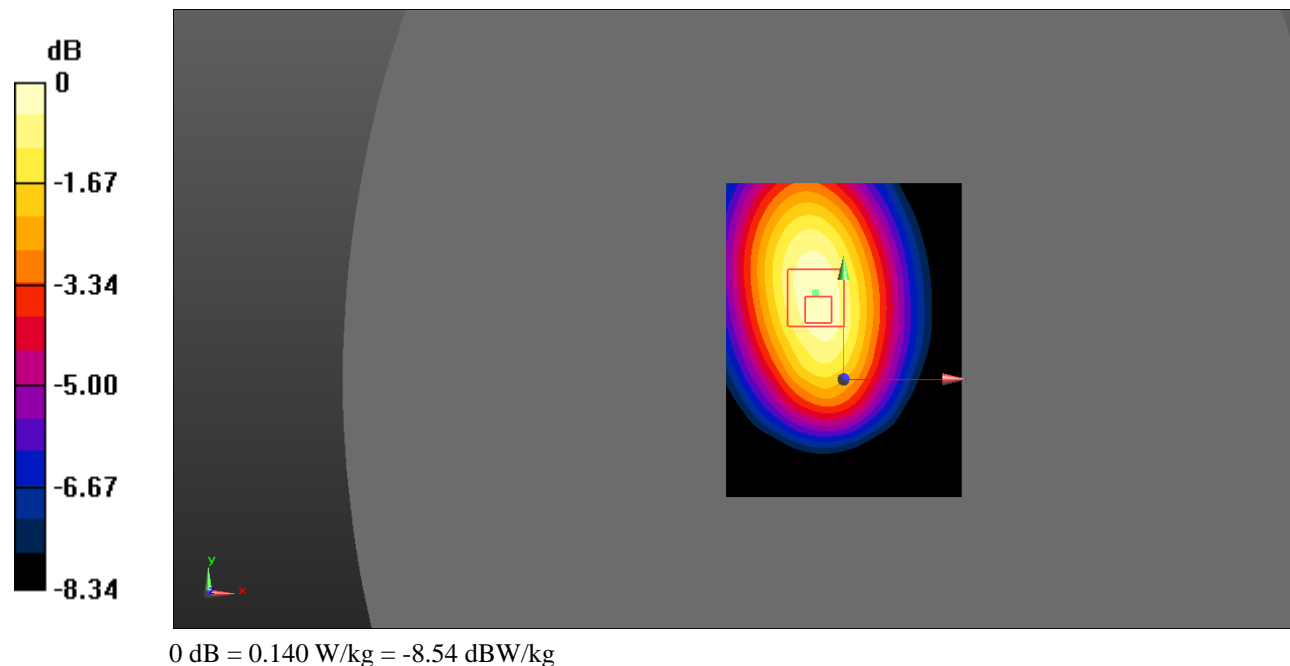
**Zoom Scan (7x7x7)/Cube 0:** Measurement grid:  $dx=5\text{mm}$ ,  $dy=5\text{mm}$ ,  $dz=5\text{mm}$

Reference Value = 9.264 V/m; Power Drift = 0.05 dB

Peak SAR (extrapolated) = 0.201 W/kg

**SAR(1 g) = 0.131 W/kg; SAR(10 g) = 0.092 W/kg**

Maximum value of SAR (measured) = 0.140 W/kg



**Test Plot 13#: GSM 850\_Body Bottom\_Middle**

**DUT: Smart Phone; Type: S4005L; Serial: 19010300205;**

Communication System: Generic GPRS-4 slots; Frequency: 836.6 MHz; Duty Cycle: 1:2  
 Medium parameters used:  $f = 836.6 \text{ MHz}$ ;  $\sigma = 0.959 \text{ S/m}$ ;  $\epsilon_r = 56.541$ ;  $\rho = 1000 \text{ kg/m}^3$  ;  
 Phantom section: Flat Section

DASY5 Configuration:

- Probe: EX3DV4 - SN7522; ConvF(9.54, 9.54, 9.54); Calibrated: 2018/11/2;
- Sensor-Surface: 4mm (Mechanical Surface Detection)
- Electronics: DAE4 SN1562; Calibrated: 2018/11/6
- Phantom: ELI V8.0 P1aP2a; Type: QD OVA 004 AA; Serial: 2092
- Measurement SW: DASY52, Version 52.10 (2);

**Area Scan (61x81x1):** Interpolated grid:  $dx=1.500 \text{ mm}$ ,  $dy=1.500 \text{ mm}$

Maximum value of SAR (interpolated) = 0.0305 W/kg

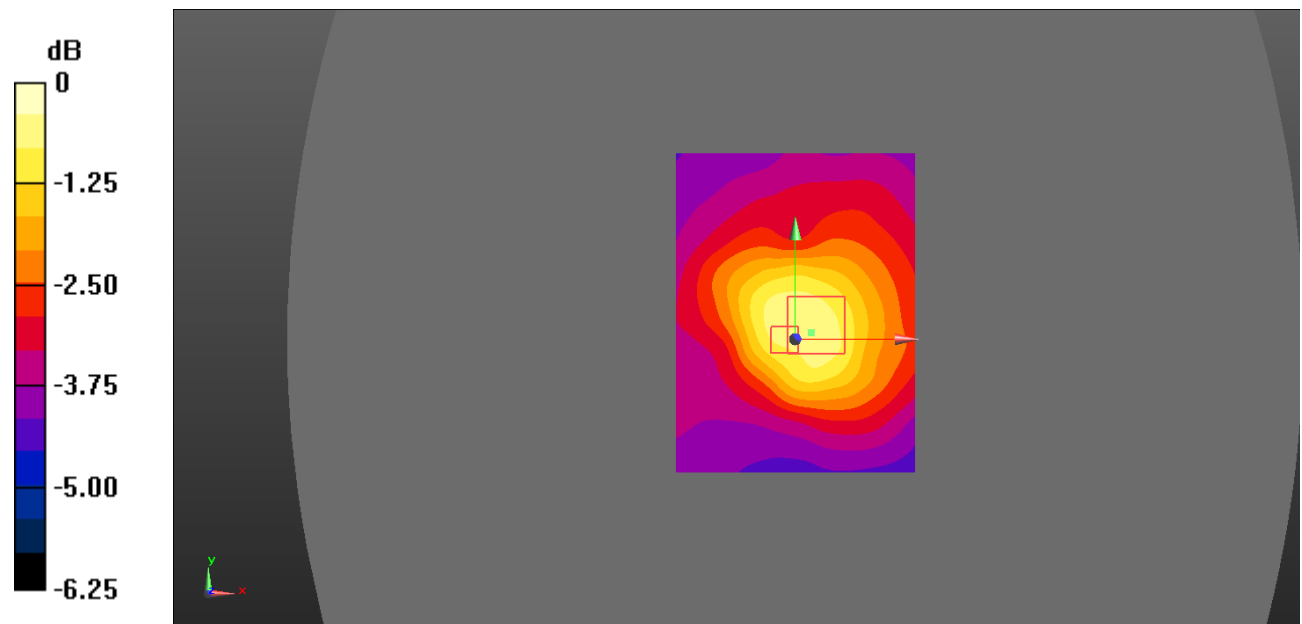
**Zoom Scan (7x7x7)/Cube 0:** Measurement grid:  $dx=5\text{mm}$ ,  $dy=5\text{mm}$ ,  $dz=5\text{mm}$

Reference Value = 5.493 V/m; Power Drift = -0.10 dB

Peak SAR (extrapolated) = 0.0490 W/kg

**SAR(1 g) = 0.029 W/kg; SAR(10 g) = 0.023 W/kg**

Maximum value of SAR (measured) = 0.0339 W/kg



0 dB = 0.0339 W/kg = -14.70 dBW/kg

**Test Plot 14#: PCS 1900\_Head Left Cheek\_Low**

**DUT: Smart Phone; Type: S4005L; Serial: 19010300205;**

Communication System: Generic GSM; Frequency: 1850.2 MHz; Duty Cycle: 1:8  
 Medium parameters used:  $f = 1850.2 \text{ MHz}$ ;  $\sigma = 1.347 \text{ S/m}$ ;  $\epsilon_r = 40.682$ ;  $\rho = 1000 \text{ kg/m}^3$  ;  
 Phantom section: Left Section

DASY5 Configuration:

- Probe: EX3DV4 - SN7522; ConvF(7.91, 7.91, 7.91); Calibrated: 2018/11/2;
- Sensor-Surface: 4mm (Mechanical Surface Detection)
- Electronics: DAE4 SN1562; Calibrated: 2018/11/6
- Phantom: SAM-Twin V8.0 P1aP2a; Type: QD 000 P41 AA; Serial: 1962
- Measurement SW: DASY52, Version 52.10 (2);

**Area Scan (101x121x1):** Interpolated grid: dx=1.000 mm, dy=1.000 mm

Maximum value of SAR (interpolated) = 0.296 W/kg


**Zoom Scan (7x7x7)/Cube 0:** Measurement grid: dx=5mm, dy=5mm, dz=5mm

Reference Value = 4.768 V/m; Power Drift = 0.25 dB

Peak SAR (extrapolated) = 0.440 W/kg

**SAR(1 g) = 0.272 W/kg; SAR(10 g) = 0.162 W/kg**

Maximum value of SAR (measured) = 0.292 W/kg



0 dB = 0.292 W/kg = -5.35 dBW/kg

**Test Plot 15#: PCS 1900\_Head Left Cheek\_Middle**

**DUT: Smart Phone; Type: S4005L; Serial: 19010300205;**

Communication System: Generic GSM; Frequency: 1880 MHz; Duty Cycle: 1:8  
 Medium parameters used:  $f = 1880 \text{ MHz}$ ;  $\sigma = 1.383 \text{ S/m}$ ;  $\epsilon_r = 40.486$ ;  $\rho = 1000 \text{ kg/m}^3$  ;  
 Phantom section: Left Section

DASY5 Configuration:

- Probe: EX3DV4 - SN7522; ConvF(7.91, 7.91, 7.91); Calibrated: 2018/11/2;
- Sensor-Surface: 4mm (Mechanical Surface Detection)
- Electronics: DAE4 SN1562; Calibrated: 2018/11/6
- Phantom: SAM-Twin V8.0 P1aP2a; Type: QD 000 P41 AA; Serial: 1962
- Measurement SW: DASY52, Version 52.10 (2);

**Area Scan (61x81x1):** Interpolated grid:  $dx=1.500 \text{ mm}$ ,  $dy=1.500 \text{ mm}$

Maximum value of SAR (interpolated) = 0.181 W/kg


**Zoom Scan (7x7x7)/Cube 0:** Measurement grid:  $dx=5\text{mm}$ ,  $dy=5\text{mm}$ ,  $dz=5\text{mm}$

Reference Value = 4.300 V/m; Power Drift = 0.054 dB

Peak SAR (extrapolated) = 0.263 W/kg

**SAR(1 g) = 0.166 W/kg; SAR(10 g) = 0.106 W/kg**

Maximum value of SAR (measured) = 0.179 W/kg



0 dB = 0.179 W/kg = -7.47 dBW/kg

**Test Plot 16#: PCS 1900\_Head Left Cheek\_High**

**DUT: Smart Phone; Type: S4005L; Serial: 19010300205;**

Communication System: Generic GSM; Frequency: 1909.8 MHz; Duty Cycle: 1:8  
 Medium parameters used:  $f = 1909.8 \text{ MHz}$ ;  $\sigma = 1.407 \text{ S/m}$ ;  $\epsilon_r = 40.77$ ;  $\rho = 1000 \text{ kg/m}^3$  ;  
 Phantom section: Left Section

DASY5 Configuration:

- Probe: EX3DV4 - SN7522; ConvF(7.91, 7.91, 7.91); Calibrated: 2018/11/2;
- Sensor-Surface: 4mm (Mechanical Surface Detection)
- Electronics: DAE4 SN1562; Calibrated: 2018/11/6
- Phantom: SAM-Twin V8.0 P1aP2a; Type: QD 000 P41 AA; Serial: 1962
- Measurement SW: DASY52, Version 52.10 (2);

**Area Scan (101x121x1):** Interpolated grid:  $dx=1.000 \text{ mm}$ ,  $dy=1.000 \text{ mm}$

Maximum value of SAR (interpolated) = 0.176 W/kg

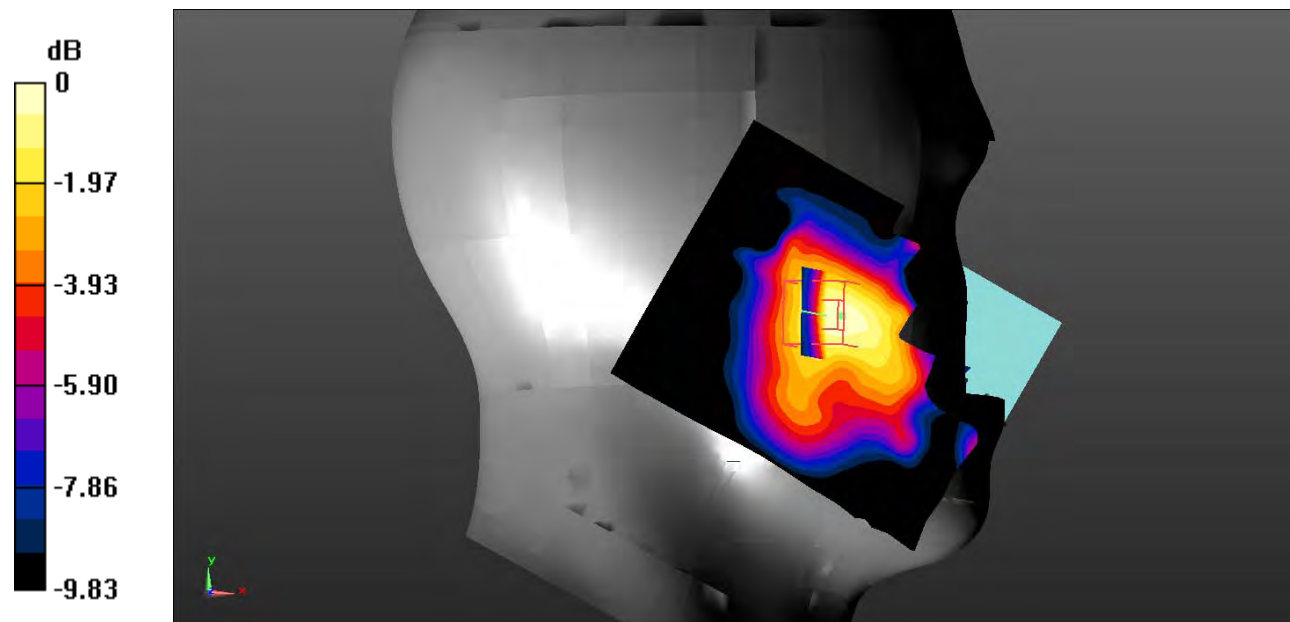
**Zoom Scan (7x7x7)/Cube 0:** Measurement grid:  $dx=5\text{mm}$ ,  $dy=5\text{mm}$ ,  $dz=5\text{mm}$

Reference Value = 3.829 V/m; Power Drift = 0.184 dB

Peak SAR (extrapolated) = 0.268 W/kg

**SAR(1 g) = 0.169 W/kg; SAR(10 g) = 0.103 W/kg**

Maximum value of SAR (measured) = 0.183 W/kg



0 dB = 0.183 W/kg = -7.38 dBW/kg



**Test Plot 17#: PCS 1900\_Head Left Tilt\_Middle**

**DUT: Smart Phone; Type: S4005L; Serial: 19010300205;**

Communication System: Generic GSM; Frequency: 1880 MHz; Duty Cycle: 1:8  
 Medium parameters used:  $f = 1880 \text{ MHz}$ ;  $\sigma = 1.383 \text{ S/m}$ ;  $\epsilon_r = 40.486$ ;  $\rho = 1000 \text{ kg/m}^3$  ;  
 Phantom section: Left Section

DASY5 Configuration:

- Probe: EX3DV4 - SN7522; ConvF(7.91, 7.91, 7.91); Calibrated: 2018/11/2;
- Sensor-Surface: 4mm (Mechanical Surface Detection)
- Electronics: DAE4 SN1562; Calibrated: 2018/11/6
- Phantom: SAM-Twin V8.0 P1aP2a; Type: QD 000 P41 AA; Serial: 1962
- Measurement SW: DASY52, Version 52.10 (2);

**Area Scan (61x81x1):** Interpolated grid:  $dx=1.500 \text{ mm}$ ,  $dy=1.500 \text{ mm}$

Maximum value of SAR (interpolated) = 0.0480 W/kg

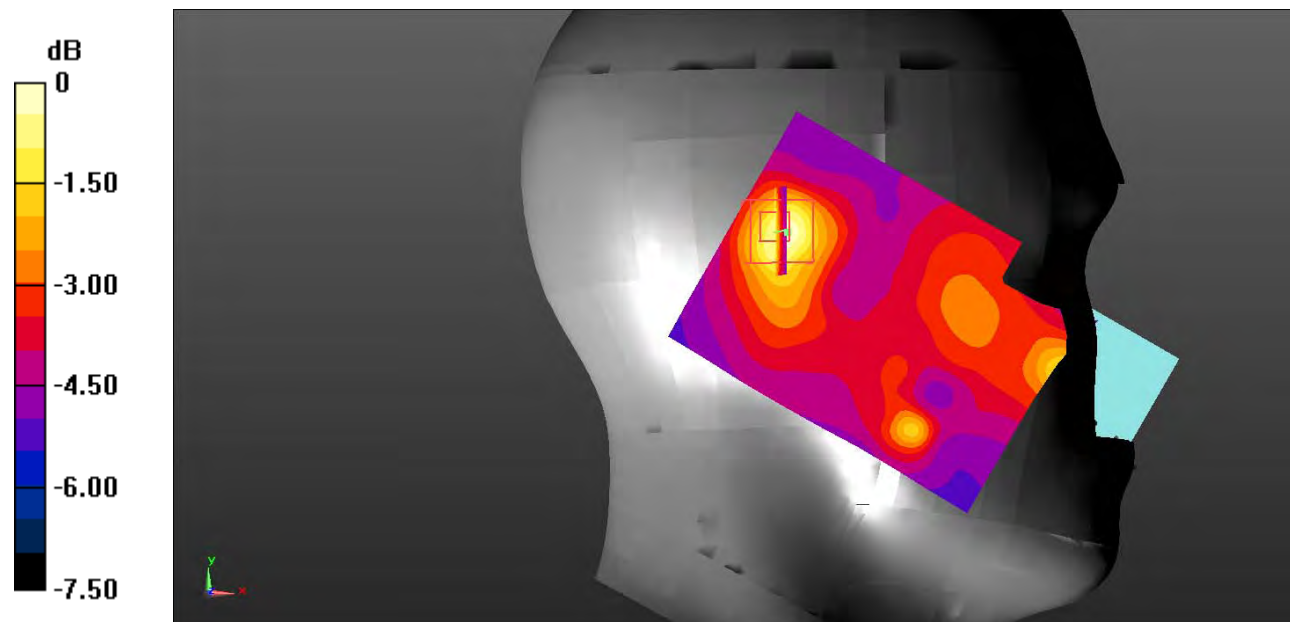
**Zoom Scan (7x7x7)/Cube 0:** Measurement grid:  $dx=5\text{mm}$ ,  $dy=5\text{mm}$ ,  $dz=5\text{mm}$

Reference Value = 5.450 V/m; Power Drift = 0.17 dB

Peak SAR (extrapolated) = 0.0690 W/kg

**SAR(1 g) = 0.047 W/kg; SAR(10 g) = 0.033 W/kg**

Maximum value of SAR (measured) = 0.0500 W/kg



0 dB = 0.0500 W/kg = -13.01 dBW/kg

**Test Plot 18#: PCS 1900\_Head Right Cheek\_Middle**

**DUT: Smart Phone; Type: S4005L; Serial: 19010300205;**

Communication System: Generic GSM; Frequency: 1880 MHz; Duty Cycle: 1:8  
 Medium parameters used:  $f = 1880 \text{ MHz}$ ;  $\sigma = 1.383 \text{ S/m}$ ;  $\epsilon_r = 40.486$ ;  $\rho = 1000 \text{ kg/m}^3$  ;  
 Phantom section: Right Section

DASY5 Configuration:

- Probe: EX3DV4 - SN7522; ConvF(7.91, 7.91, 7.91); Calibrated: 2018/11/2;
- Sensor-Surface: 4mm (Mechanical Surface Detection)
- Electronics: DAE4 SN1562; Calibrated: 2018/11/6
- Phantom: SAM-Twin V8.0 P1aP2a; Type: QD 000 P41 AA; Serial: 1962
- Measurement SW: DASY52, Version 52.10 (2);

**Area Scan (61x81x1):** Interpolated grid:  $dx=1.500 \text{ mm}$ ,  $dy=1.500 \text{ mm}$

Maximum value of SAR (interpolated) = 0.143 W/kg

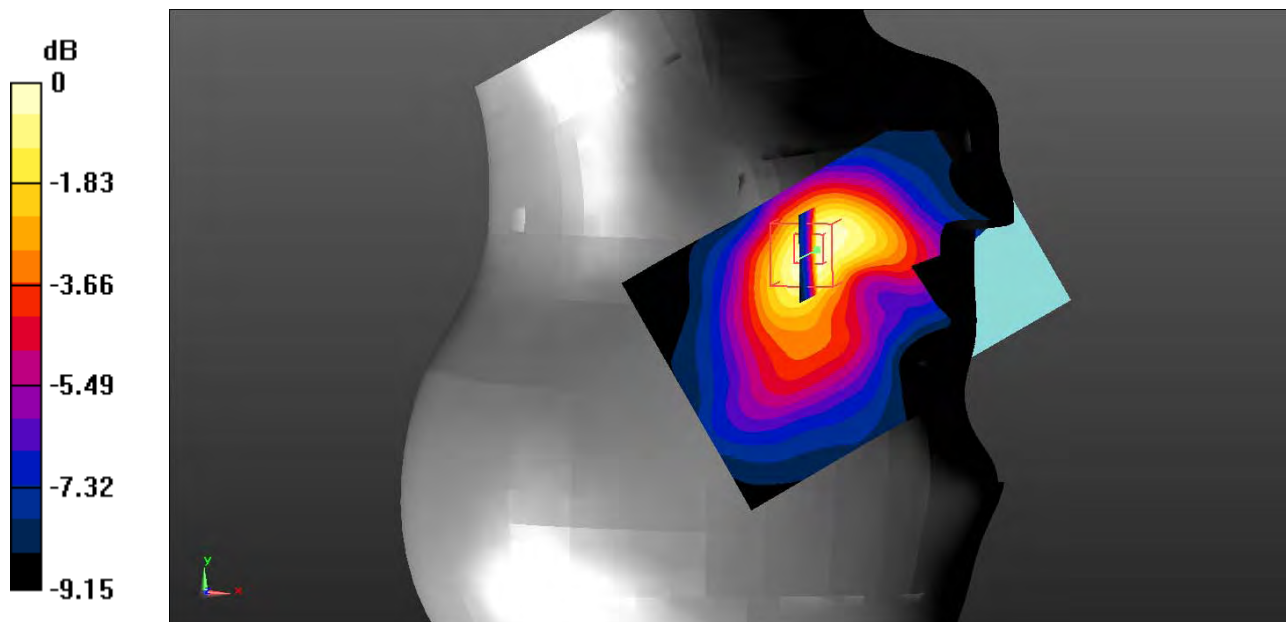
**Zoom Scan (7x7x7)/Cube 0:** Measurement grid:  $dx=5\text{mm}$ ,  $dy=5\text{mm}$ ,  $dz=5\text{mm}$

Reference Value = 3.714 V/m; Power Drift = 0.34 dB

Peak SAR (extrapolated) = 0.216 W/kg

**SAR(1 g) = 0.132 W/kg; SAR(10 g) = 0.079 W/kg**

Maximum value of SAR (measured) = 0.143 W/kg



0 dB = 0.143 W/kg = -8.45 dBW/kg

**Test Plot 19#: PCS 1900\_Head Right Tilt\_Middle**

**DUT: Smart Phone; Type: S4005L; Serial: 19010300205;**

Communication System: Generic GSM; Frequency: 1880 MHz; Duty Cycle: 1:8  
 Medium parameters used:  $f = 1880 \text{ MHz}$ ;  $\sigma = 1.383 \text{ S/m}$ ;  $\epsilon_r = 40.486$ ;  $\rho = 1000 \text{ kg/m}^3$  ;  
 Phantom section: Right Section

DASY5 Configuration:

- Probe: EX3DV4 - SN7522; ConvF(7.91, 7.91, 7.91); Calibrated: 2018/11/2;
- Sensor-Surface: 4mm (Mechanical Surface Detection)
- Electronics: DAE4 SN1562; Calibrated: 2018/11/6
- Phantom: SAM-Twin V8.0 P1aP2a; Type: QD 000 P41 AA; Serial: 1962
- Measurement SW: DASY52, Version 52.10 (2);

**Area Scan (61x81x1):** Interpolated grid:  $dx=1.500 \text{ mm}$ ,  $dy=1.500 \text{ mm}$

Maximum value of SAR (interpolated) = 0.0537 W/kg

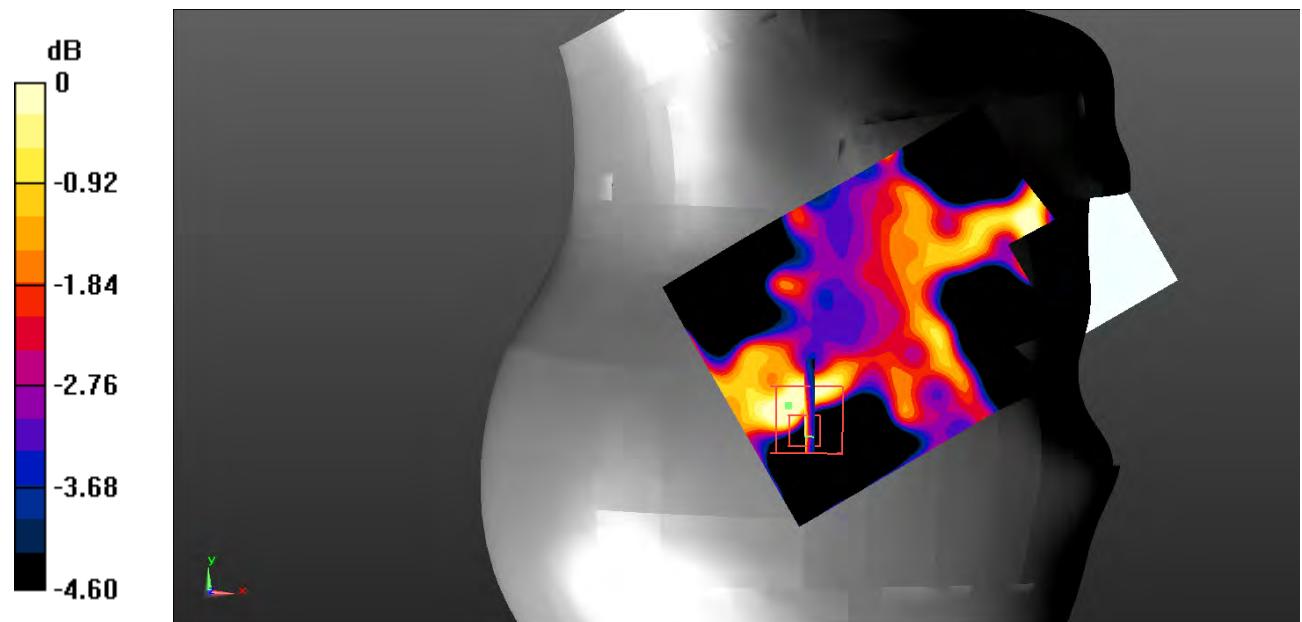
**Zoom Scan (7x7x7)/Cube 0:** Measurement grid:  $dx=5\text{mm}$ ,  $dy=5\text{mm}$ ,  $dz=5\text{mm}$

Reference Value = 5.071 V/m; Power Drift = 0.14 dB

Peak SAR (extrapolated) = 0.0680 W/kg

**SAR(1 g) = 0.041 W/kg; SAR(10 g) = 0.030 W/kg**

Maximum value of SAR (measured) = 0.0432 W/kg



0 dB = 0.0432 W/kg = -13.65 dBW/kg

**Test Plot 20#: PCS 1900\_Body Worn Back\_Middle**

**DUT: Smart Phone; Type: S4005L; Serial: 19010300205;**

Communication System: Generic GSM; Frequency: 1880 MHz; Duty Cycle: 1:8  
 Medium parameters used:  $f = 1880 \text{ MHz}$ ;  $\sigma = 1.483 \text{ S/m}$ ;  $\epsilon_r = 54.291$ ;  $\rho = 1000 \text{ kg/m}^3$  ;  
 Phantom section: Flat Section

DASY5 Configuration:

- Probe: EX3DV4 - SN7522; ConvF(7.48, 7.48, 7.48); Calibrated: 2018/11/2;
- Sensor-Surface: 4mm (Mechanical Surface Detection)
- Electronics: DAE4 SN1562; Calibrated: 2018/11/6
- Phantom: ELI V8.0 P1aP2a; Type: QD OVA 004 AA; Serial: 2092
- Measurement SW: DASY52, Version 52.10 (2);

**Area Scan (101x131x1):** Interpolated grid:  $dx=1.000 \text{ mm}$ ,  $dy=1.000 \text{ mm}$

Maximum value of SAR (interpolated) =  $0.204 \text{ W/kg}$

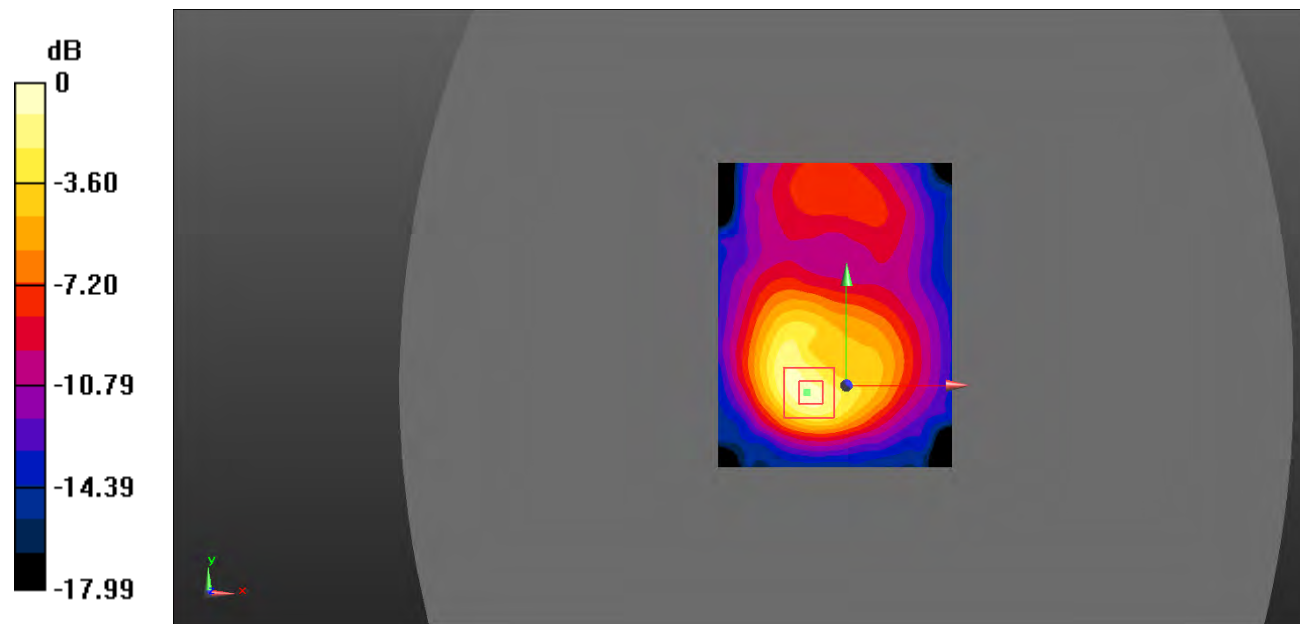
**Zoom Scan (7x7x7)/Cube 0:** Measurement grid:  $dx=5\text{mm}$ ,  $dy=5\text{mm}$ ,  $dz=5\text{mm}$

Reference Value =  $7.599 \text{ V/m}$ ; Power Drift =  $0.35 \text{ dB}$

Peak SAR (extrapolated) =  $0.419 \text{ W/kg}$

**SAR(1 g) =  $0.194 \text{ W/kg}$ ; SAR(10 g) =  $0.096 \text{ W/kg}$**

Maximum value of SAR (measured) =  $0.222 \text{ W/kg}$



0 dB =  $0.222 \text{ W/kg} = -6.54 \text{ dBW/kg}$

**Test Plot 21#: PCS 1900\_Body Back\_Low**

**DUT: Smart Phone; Type: S4005L; Serial: 19010300205;**

Communication System: Generic GPRS-4 slots; Frequency: 1850.2 MHz; Duty Cycle: 1:2  
 Medium parameters used:  $f = 1850.2 \text{ MHz}$ ;  $\sigma = 1.462 \text{ S/m}$ ;  $\epsilon_r = 54.537$ ;  $\rho = 1000 \text{ kg/m}^3$  ;  
 Phantom section: Flat Section

DASY5 Configuration:

- Probe: EX3DV4 - SN7522; ConvF(7.48, 7.48, 7.48); Calibrated: 2018/11/2;
- Sensor-Surface: 4mm (Mechanical Surface Detection)
- Electronics: DAE4 SN1562; Calibrated: 2018/11/6
- Phantom: ELI V8.0 P1aP2a; Type: QD OVA 004 AA; Serial: 2092
- Measurement SW: DASY52, Version 52.10 (2);

**Area Scan (61x81x1):** Interpolated grid: dx=1.500 mm, dy=1.500 mm

Maximum value of SAR (interpolated) = 0.288 W/kg

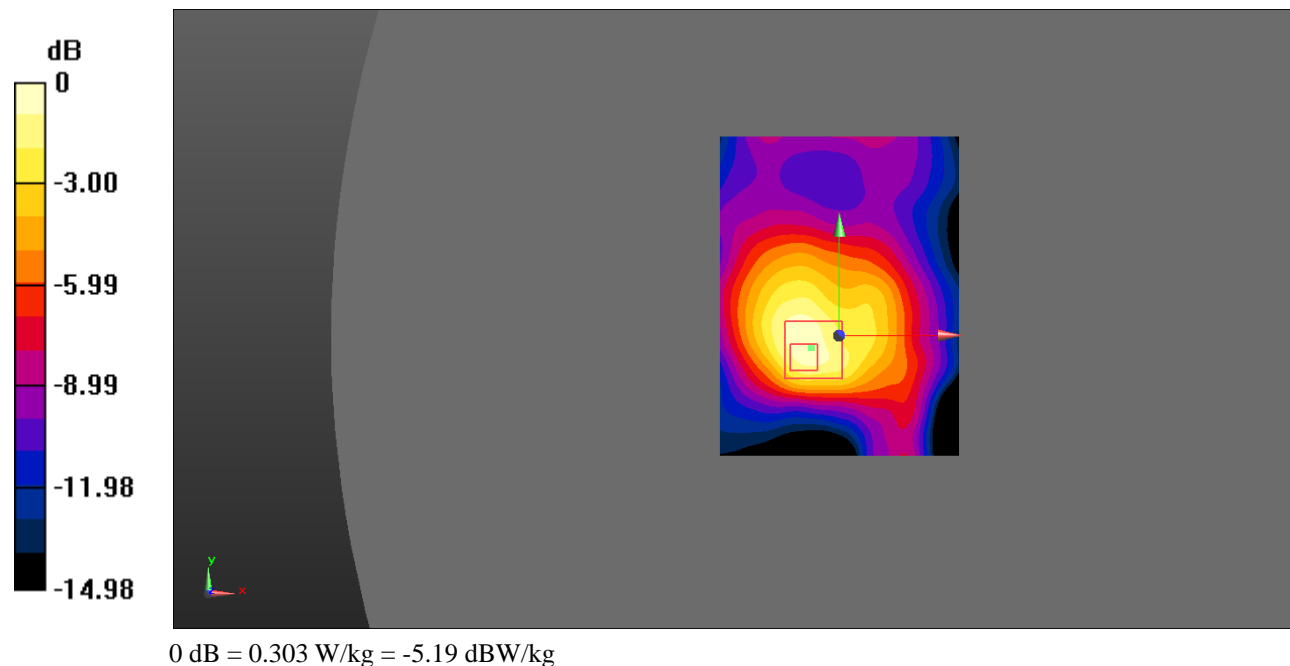
**Zoom Scan (7x7x7)/Cube 0:** Measurement grid: dx=5mm, dy=5mm, dz=5mm

Reference Value = 11.09 V/m; Power Drift = 0.04 dB

Peak SAR (extrapolated) = 1.01 W/kg

**SAR(1 g) = 0.255 W/kg; SAR(10 g) = 0.116 W/kg**

Maximum value of SAR (measured) = 0.303 W/kg



**Test Plot 22#: PCS 1900\_Body Back\_Middle**

**DUT: Smart Phone; Type: S4005L; Serial: 19010300205;**

Communication System: Generic GPRS-4 slots; Frequency: 1880 MHz; Duty Cycle: 1:2  
 Medium parameters used:  $f = 1880 \text{ MHz}$ ;  $\sigma = 1.483 \text{ S/m}$ ;  $\epsilon_r = 54.291$ ;  $\rho = 1000 \text{ kg/m}^3$  ;  
 Phantom section: Flat Section

DASY5 Configuration:

- Probe: EX3DV4 - SN7522; ConvF(7.48, 7.48, 7.48); Calibrated: 2018/11/2;
- Sensor-Surface: 4mm (Mechanical Surface Detection)
- Electronics: DAE4 SN1562; Calibrated: 2018/11/6
- Phantom: ELI V8.0 P1aP2a; Type: QD OVA 004 AA; Serial: 2092
- Measurement SW: DASY52, Version 52.10 (2);

**Area Scan (101x131x1):** Interpolated grid: dx=1.000 mm, dy=1.000 mm

Maximum value of SAR (interpolated) = 0.254 W/kg

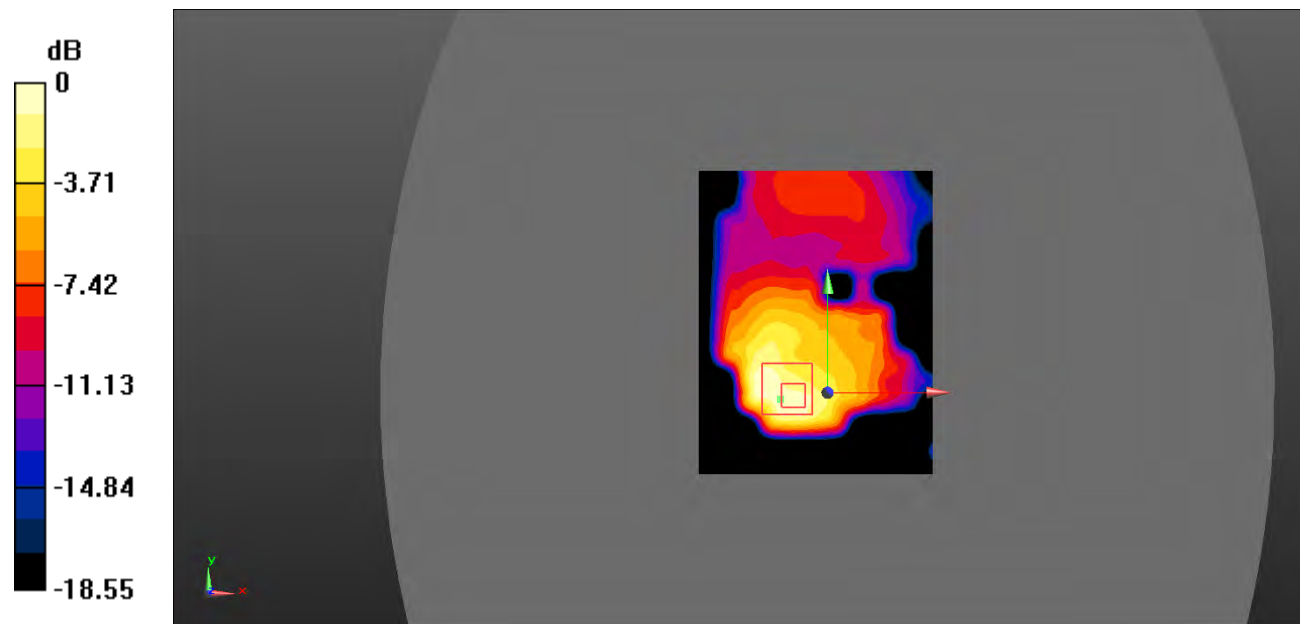
**Zoom Scan (7x7x7)/Cube 0:** Measurement grid: dx=5mm, dy=5mm, dz=5mm

Reference Value = 8.904 V/m; Power Drift = 0.38 dB

Peak SAR (extrapolated) = 0.491 W/kg

**SAR(1 g) = 0.228 W/kg; SAR(10 g) = 0.113 W/kg**

Maximum value of SAR (measured) = 0.259 W/kg



0 dB = 0.259 W/kg = -5.87 dBW/kg

**Test Plot 23#: PCS 1900\_Body Back\_High**

**DUT: Smart Phone; Type: S4005L; Serial: 19010300205;**

Communication System: Generic GPRS-4 slots; Frequency: 1909.8 MHz;Duty Cycle: 1:2  
 Medium parameters used:  $f = 1909.8 \text{ MHz}$ ;  $\sigma = 1.528 \text{ S/m}$ ;  $\epsilon_r = 53.402$ ;  $\rho = 1000 \text{ kg/m}^3$  ;  
 Phantom section: Flat Section

DASY5 Configuration:

- Probe: EX3DV4 - SN7522; ConvF(7.48, 7.48, 7.48); Calibrated: 2018/11/2;
- Sensor-Surface: 4mm (Mechanical Surface Detection)
- Electronics: DAE4 SN1562;Calibrated: 2018/11/6
- Phantom: ELI V8.0 P1aP2a; Type: QD OVA 004 AA; Serial: 2092
- Measurement SW: DASY52, Version 52.10 (2);

**Area Scan (61x81x1):** Interpolated grid: dx=1.500 mm, dy=1.500 mm

Maximum value of SAR (interpolated) = 0.553 W/kg

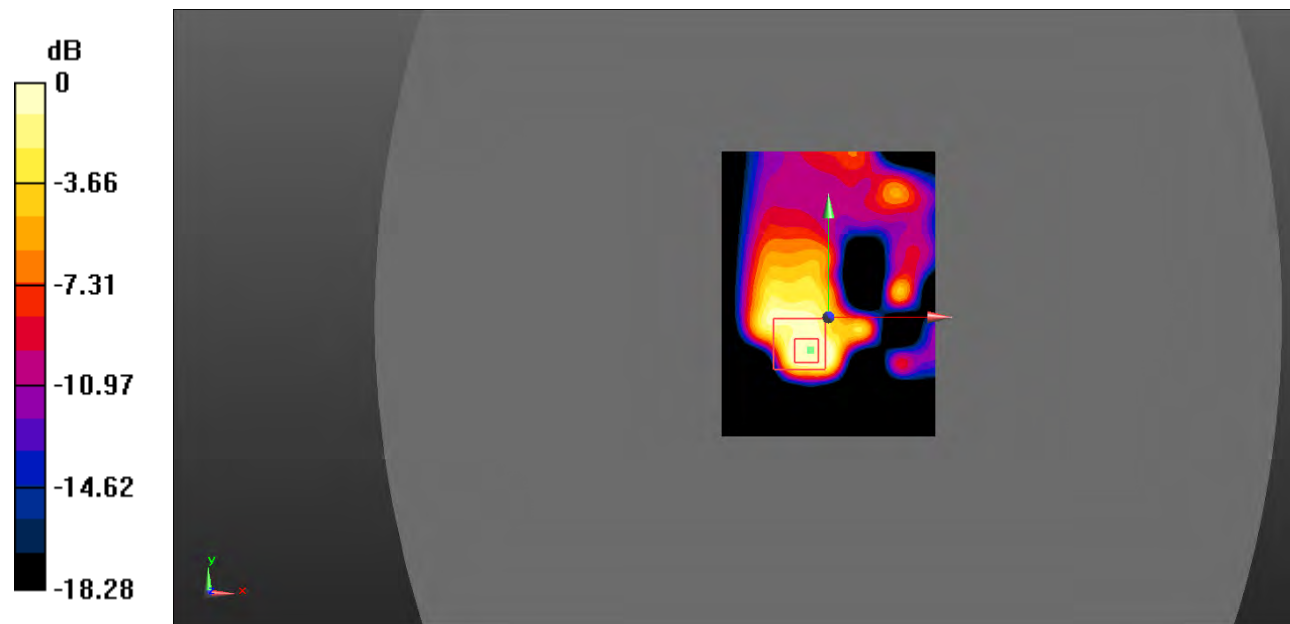
**Zoom Scan (7x7x7)/Cube 0:** Measurement grid: dx=5mm, dy=5mm, dz=5mm

Reference Value = 6.595 V/m; Power Drift = -0.07 dB

Peak SAR (extrapolated) = 0.658 W/kg

**SAR(1 g) = 0.177 W/kg; SAR(10 g) = 0.069 W/kg**

Maximum value of SAR (measured) = 0.213 W/kg



0 dB = 0.213 W/kg = -6.72 dBW/kg

**Test Plot 24#: PCS 1900\_Body Left\_High**

**DUT: Smart Phone; Type: S4005L; Serial: 19010300205;**

Communication System: Generic GPRS-4 slots; Frequency: 1909.8 MHz;Duty Cycle: 1:2  
 Medium parameters used:  $f = 1909.8 \text{ MHz}$ ;  $\sigma = 1.528 \text{ S/m}$ ;  $\epsilon_r = 53.402$ ;  $\rho = 1000 \text{ kg/m}^3$  ;  
 Phantom section: Flat Section

DASY5 Configuration:

- Probe: EX3DV4 - SN7522; ConvF(7.48, 7.48, 7.48); Calibrated: 2018/11/2;
- Sensor-Surface: 4mm (Mechanical Surface Detection)
- Electronics: DAE4 SN1562;Calibrated: 2018/11/6
- Phantom: ELI V8.0 P1aP2a; Type: QD OVA 004 AA; Serial: 2092
- Measurement SW: DASY52, Version 52.10 (2);

**Area Scan (61x81x1):** Interpolated grid:  $dx=1.500 \text{ mm}$ ,  $dy=1.500 \text{ mm}$

Maximum value of SAR (interpolated) = 0.0362 W/kg

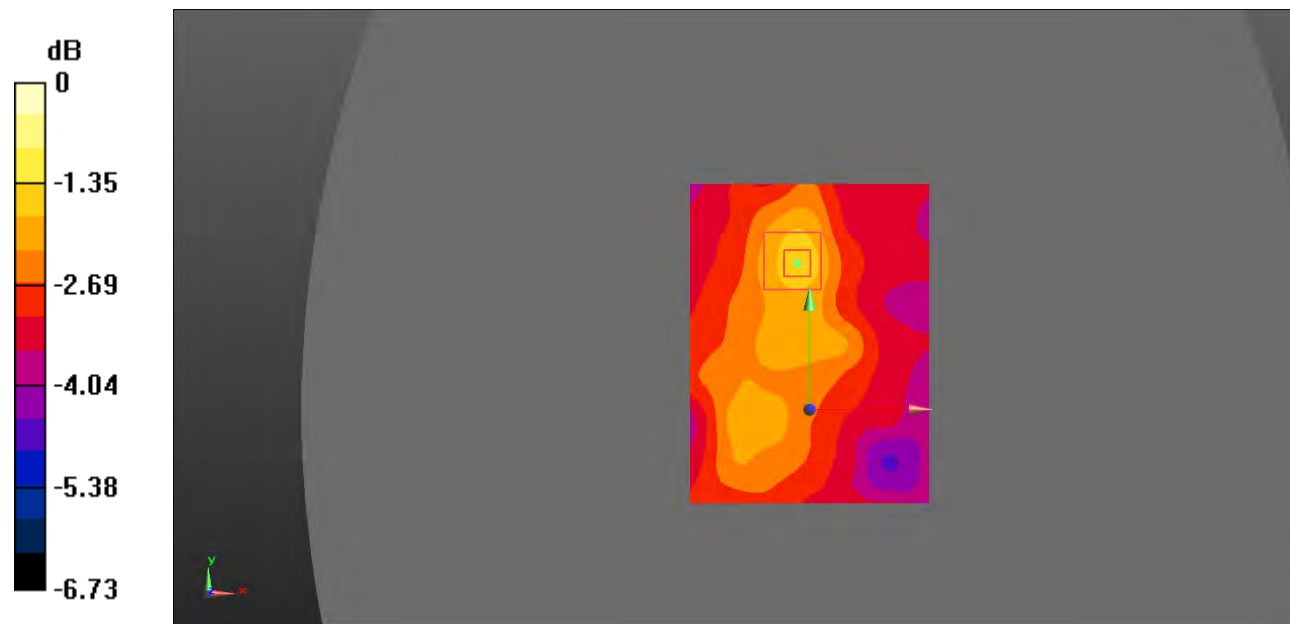
**Zoom Scan (7x7x7)/Cube 0:** Measurement grid:  $dx=5\text{mm}$ ,  $dy=5\text{mm}$ ,  $dz=5\text{mm}$

Reference Value = 4.421 V/m; Power Drift = -0.51 dB

Peak SAR (extrapolated) = 0.0510 W/kg

**SAR(1 g) = 0.033 W/kg; SAR(10 g) = 0.028 W/kg**

Maximum value of SAR (measured) = 0.0502 W/kg



0 dB = 0.0502 W/kg = -12.99 dBW/kg



**Test Plot 25#: PCS 1900\_Body Right\_High**

**DUT: Smart Phone; Type: S4005L; Serial: 19010300205;**

Communication System: Generic GPRS-4 slots; Frequency: 1909.8 MHz; Duty Cycle: 1:2  
 Medium parameters used:  $f = 1909.8 \text{ MHz}$ ;  $\sigma = 1.528 \text{ S/m}$ ;  $\epsilon_r = 53.402$ ;  $\rho = 1000 \text{ kg/m}^3$  ;  
 Phantom section: Flat Section

DASY5 Configuration:

- Probe: EX3DV4 - SN7522; ConvF(7.48, 7.48, 7.48); Calibrated: 2018/11/2;
- Sensor-Surface: 4mm (Mechanical Surface Detection)
- Electronics: DAE4 SN1562; Calibrated: 2018/11/6
- Phantom: ELI V8.0 P1aP2a; Type: QD OVA 004 AA; Serial: 2092
- Measurement SW: DASY52, Version 52.10 (2);

**Area Scan (61x81x1):** Interpolated grid: dx=1.500 mm, dy=1.500 mm

Maximum value of SAR (interpolated) = 0.0553 W/kg

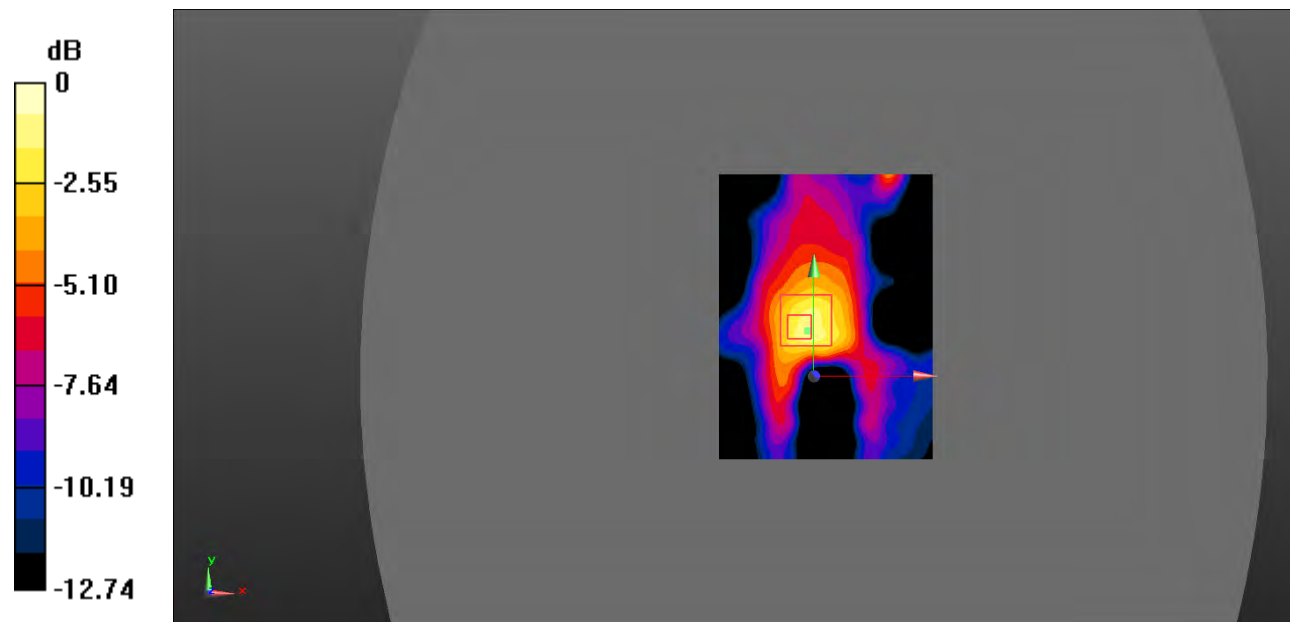
**Zoom Scan (7x7x7)/Cube 0:** Measurement grid: dx=5mm, dy=5mm, dz=5mm

Reference Value = 5.380 V/m; Power Drift = -0.09 dB

Peak SAR (extrapolated) = 0.152 W/kg

**SAR(1 g) = 0.050 W/kg; SAR(10 g) = 0.030 W/kg**

Maximum value of SAR (measured) = 0.0691 W/kg



0 dB = 0.0691 W/kg = -11.61 dBW/kg

**Test Plot 26#: PCS 1900\_Body Bottom\_High**

**DUT: Smart Phone; Type: S4005L; Serial: 19010300205;**

Communication System: Generic GPRS-4 slots; Frequency: 1909.8 MHz; Duty Cycle: 1:2  
 Medium parameters used:  $f = 1909.8 \text{ MHz}$ ;  $\sigma = 1.528 \text{ S/m}$ ;  $\epsilon_r = 53.402$ ;  $\rho = 1000 \text{ kg/m}^3$  ;  
 Phantom section: Flat Section

DASY5 Configuration:

- Probe: EX3DV4 - SN7522; ConvF(7.48, 7.48, 7.48); Calibrated: 2018/11/2;
- Sensor-Surface: 4mm (Mechanical Surface Detection)
- Electronics: DAE4 SN1562; Calibrated: 2018/11/6
- Phantom: ELI V8.0 P1aP2a; Type: QD OVA 004 AA; Serial: 2092
- Measurement SW: DASY52, Version 52.10 (2);

**Area Scan (61x81x1):** Interpolated grid:  $dx=1.500 \text{ mm}$ ,  $dy=1.500 \text{ mm}$

Maximum value of SAR (interpolated) = 0.130 W/kg

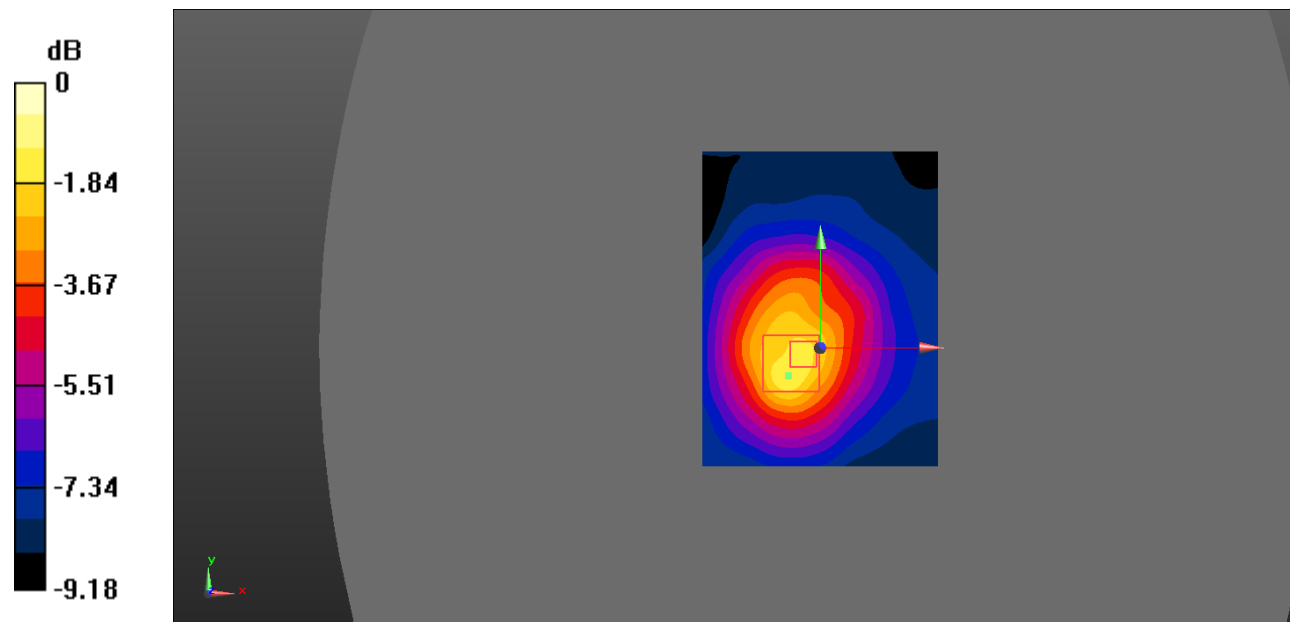
**Zoom Scan (7x7x7)/Cube 0:** Measurement grid:  $dx=5\text{mm}$ ,  $dy=5\text{mm}$ ,  $dz=5\text{mm}$

Reference Value = 8.242 V/m; Power Drift = 0.35 dB

Peak SAR (extrapolated) = 0.290 W/kg

**SAR(1 g) = 0.134 W/kg; SAR(10 g) = 0.080 W/kg**

Maximum value of SAR (measured) = 0.173 W/kg



0 dB = 0.173 W/kg = -7.62 dBW/kg

**Test Plot 27#: WCDMA Band 2\_Head Left Cheek\_Middle**

**DUT: Smart Phone; Type: S4005L; Serial: 19010300205;**

Communication System: Communication System: UID 0, WCDMA; Frequency: 1880 MHz;Duty Cycle: 1:1  
 Medium parameters used:  $f = 1880 \text{ MHz}$ ;  $\sigma = 1.383 \text{ S/m}$ ;  $\epsilon_r = 40.486$ ;  $\rho = 1000 \text{ kg/m}^3$  ;  
 Phantom section: Left Section

DASY5 Configuration:

- Probe: EX3DV4 - SN7522; ConvF(7.91, 7.91, 7.91); Calibrated: 2018/11/2;
- Sensor-Surface: 4mm (Mechanical Surface Detection)
- Electronics: DAE4 SN1562;Calibrated: 2018/11/6
- Phantom: SAM-Twin V8.0 P1aP2a; Type: QD 000 P41 AA; Serial: 1962
- Measurement SW: DASY52, Version 52.10 (2);

**Area Scan (61x81x1):** Interpolated grid:  $dx=1.500 \text{ mm}$ ,  $dy=1.500 \text{ mm}$

Maximum value of SAR (interpolated) = 0.204 W/kg

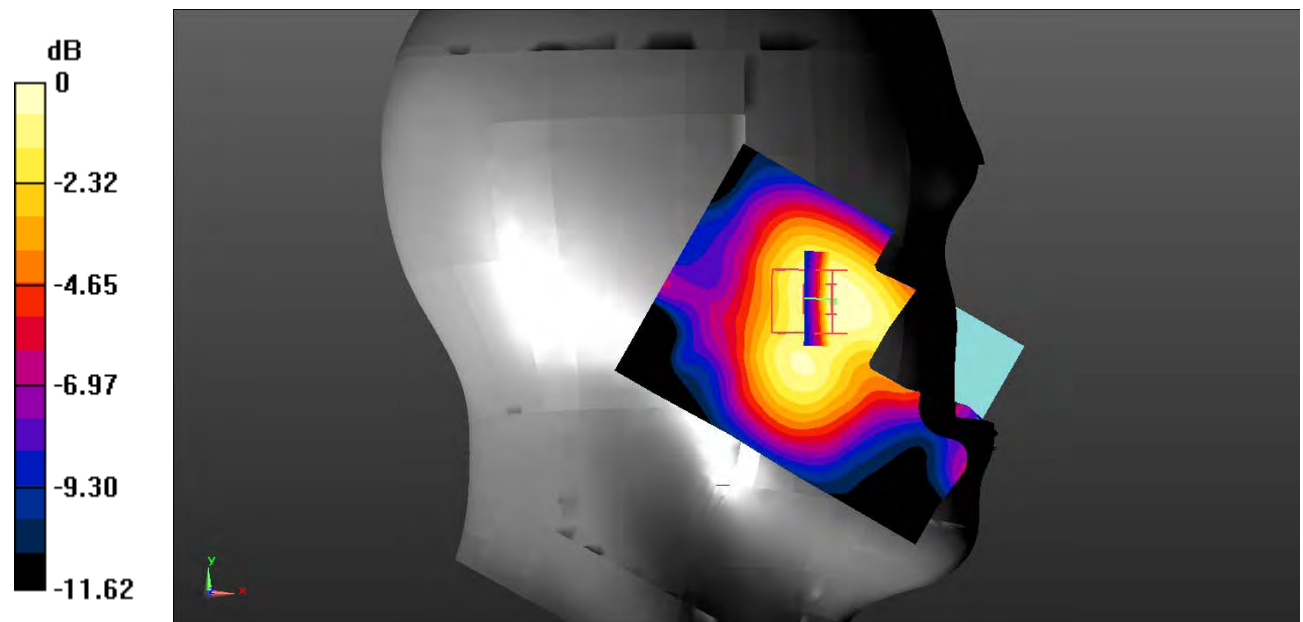
**Zoom Scan (5x5x7)/Cube 0:** Measurement grid:  $dx=8\text{mm}$ ,  $dy=8\text{mm}$ ,  $dz=5\text{mm}$

Reference Value = 4.888 V/m; Power Drift = 0.61 dB

Peak SAR (extrapolated) = 0.293 W/kg

**SAR(1 g) = 0.189 W/kg; SAR(10 g) = 0.121 W/kg**

Maximum value of SAR (measured) = 0.201 W/kg



0 dB = 0.201 W/kg = -6.97 dBW/kg

**Test Plot 28#: WCDMA Band 2\_Head Left Tilt\_Middle**

**DUT: Smart Phone; Type: S4005L; Serial: 19010300205;**

Communication System: Communication System: UID 0, WCDMA; Frequency: 1880 MHz;Duty Cycle: 1:1  
 Medium parameters used:  $f = 1880 \text{ MHz}$ ;  $\sigma = 1.383 \text{ S/m}$ ;  $\epsilon_r = 40.486$ ;  $\rho = 1000 \text{ kg/m}^3$  ;  
 Phantom section: Left Section

DASY5 Configuration:

- Probe: EX3DV4 - SN7522; ConvF(7.91, 7.91, 7.91); Calibrated: 2018/11/2;
- Sensor-Surface: 4mm (Mechanical Surface Detection)
- Electronics: DAE4 SN1562;Calibrated: 2018/11/6
- Phantom: SAM-Twin V8.0 P1aP2a; Type: QD 000 P41 AA; Serial: 1962
- Measurement SW: DASY52, Version 52.10 (2);

**Area Scan (61x81x1):** Interpolated grid:  $dx=1.500 \text{ mm}$ ,  $dy=1.500 \text{ mm}$

Maximum value of SAR (interpolated) = 0.0694 W/kg

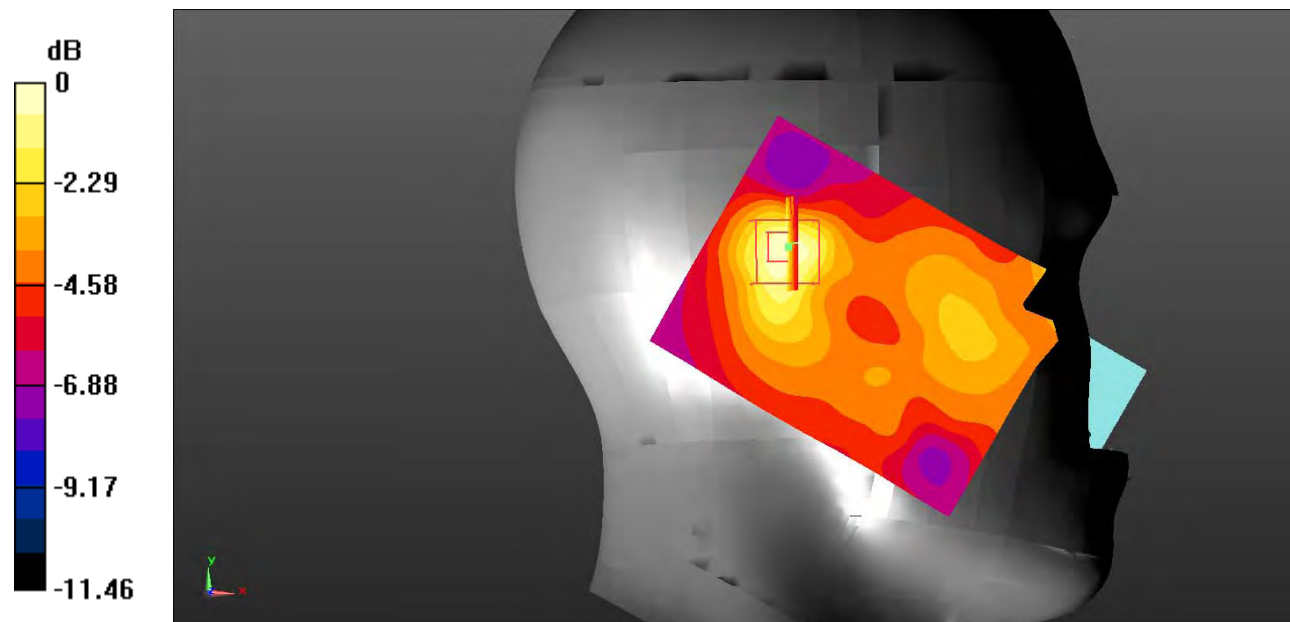
**Zoom Scan (5x5x7)/Cube 0:** Measurement grid:  $dx=8\text{mm}$ ,  $dy=8\text{mm}$ ,  $dz=5\text{mm}$

Reference Value = 6.716 V/m; Power Drift = 0.18 dB

Peak SAR (extrapolated) = 0.0990 W/kg

**SAR(1 g) = 0.063 W/kg; SAR(10 g) = 0.042 W/kg**

Maximum value of SAR (measured) = 0.0674 W/kg



0 dB = 0.0674 W/kg = -11.71 dBW/kg

**Test Plot 29#: WCDMA Band 2\_Head Right Cheek\_Low**

**DUT: Smart Phone; Type: S4005L; Serial: 19010300205;**

Communication System: Communication System: UID 0, WCDMA; Frequency: 1852.4 MHz; Duty Cycle: 1:1  
 Medium parameters used:  $f = 1852.4 \text{ MHz}$ ;  $\sigma = 1.357 \text{ S/m}$ ;  $\epsilon_r = 40.627$ ;  $\rho = 1000 \text{ kg/m}^3$  ;  
 Phantom section: Right Section

DASY5 Configuration:

- Probe: EX3DV4 - SN7522; ConvF(7.91, 7.91, 7.91); Calibrated: 2018/11/2;
- Sensor-Surface: 4mm (Mechanical Surface Detection)
- Electronics: DAE4 SN1562; Calibrated: 2018/11/6
- Phantom: SAM-Twin V8.0 P1aP2a; Type: QD 000 P41 AA; Serial: 1962
- Measurement SW: DASY52, Version 52.10 (2);

**Area Scan (101x121x1):** Interpolated grid: dx=1.000 mm, dy=1.000 mm

Maximum value of SAR (interpolated) = 0.312 W/kg

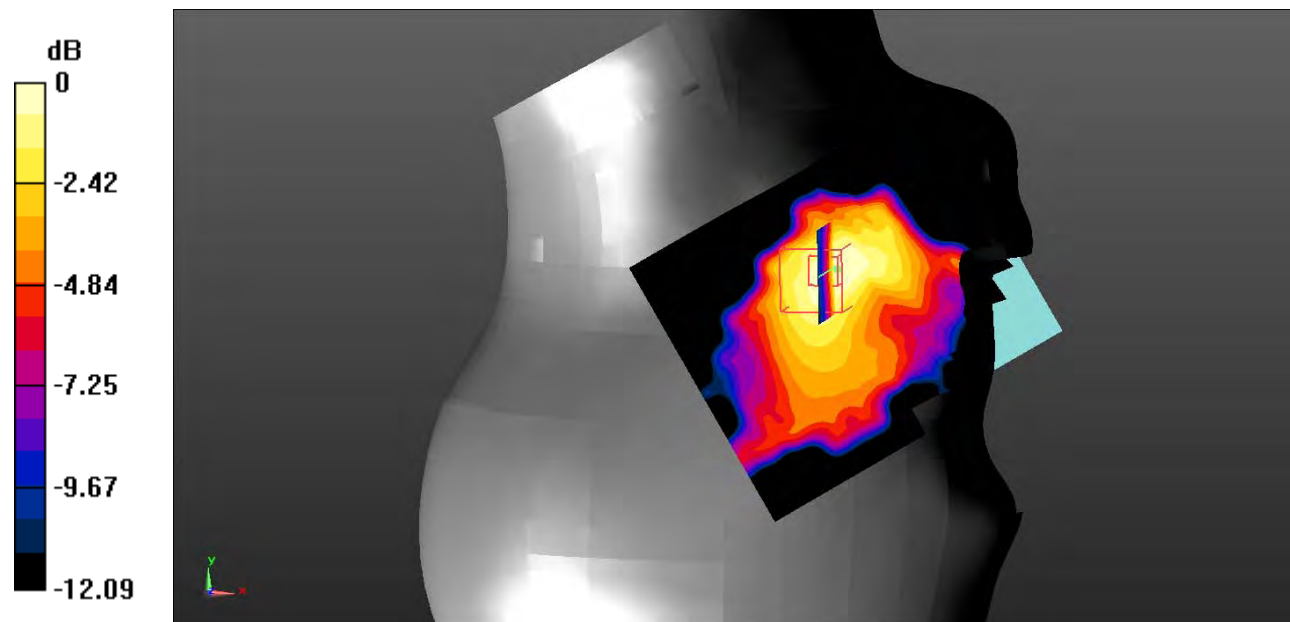
**Zoom Scan (5x5x7)/Cube 0:** Measurement grid: dx=8mm, dy=8mm, dz=5mm

Reference Value = 4.288 V/m; Power Drift = 1.07 dB

Peak SAR (extrapolated) = 0.485 W/kg

**SAR(1 g) = 0.292 W/kg; SAR(10 g) = 0.170 W/kg**

Maximum value of SAR (measured) = 0.314 W/kg



0 dB = 0.314 W/kg = -5.03 dBW/kg

**Test Plot 30#: WCDMA Band 2\_Head Right Cheek\_Middle**

**DUT: Smart Phone; Type: S4005L; Serial: 19010300205;**

Communication System: Communication System: UID 0, WCDMA; Frequency: 1880 MHz;Duty Cycle: 1:1  
 Medium parameters used:  $f = 1880 \text{ MHz}$ ;  $\sigma = 1.383 \text{ S/m}$ ;  $\epsilon_r = 40.486$ ;  $\rho = 1000 \text{ kg/m}^3$  ;  
 Phantom section: Right Section

DASY5 Configuration:

- Probe: EX3DV4 - SN7522; ConvF(7.91, 7.91, 7.91); Calibrated: 2018/11/2;
- Sensor-Surface: 4mm (Mechanical Surface Detection)
- Electronics: DAE4 SN1562;Calibrated: 2018/11/6
- Phantom: SAM-Twin V8.0 P1aP2a; Type: QD 000 P41 AA; Serial: 1962
- Measurement SW: DASY52, Version 52.10 (2);

**Area Scan (61x81x1):** Interpolated grid:  $dx=1.500 \text{ mm}$ ,  $dy=1.500 \text{ mm}$

Maximum value of SAR (interpolated) =  $0.293 \text{ W/kg}$

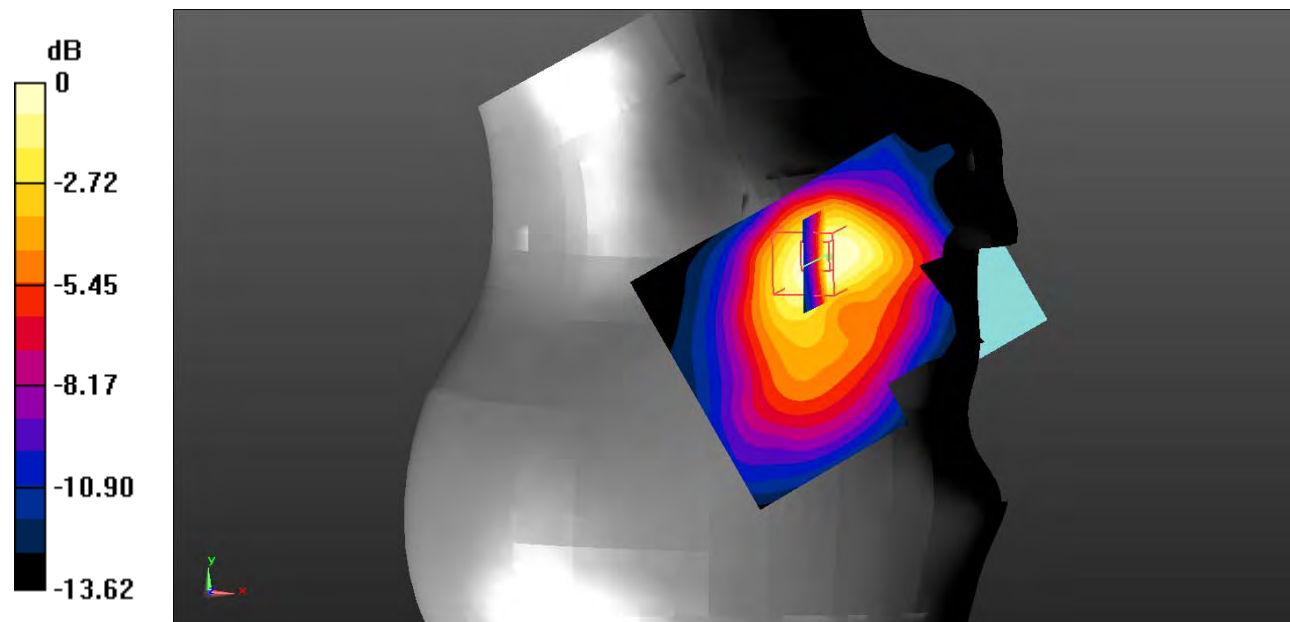
**Zoom Scan (5x5x7)/Cube 0:** Measurement grid:  $dx=8\text{mm}$ ,  $dy=8\text{mm}$ ,  $dz=5\text{mm}$

Reference Value =  $3.076 \text{ V/m}$ ; Power Drift =  $1.40 \text{ dB}$

Peak SAR (extrapolated) =  $0.469 \text{ W/kg}$

**SAR(1 g) =  $0.266 \text{ W/kg}$ ; SAR(10 g) =  $0.149 \text{ W/kg}$**

Maximum value of SAR (measured) =  $0.290 \text{ W/kg}$



0 dB =  $0.290 \text{ W/kg} = -5.38 \text{ dBW/kg}$

**Test Plot 31#: WCDMA Band 2\_Head Right Cheek\_High**

**DUT: Smart Phone; Type: S4005L; Serial: 19010300205;**

Communication System: Communication System: UID 0, WCDMA; Frequency: 1907.6 MHz; Duty Cycle: 1:1  
 Medium parameters used:  $f = 1907.6 \text{ MHz}$ ;  $\sigma = 1.412 \text{ S/m}$ ;  $\epsilon_r = 40.447$ ;  $\rho = 1000 \text{ kg/m}^3$  ;  
 Phantom section: Right Section

DASY5 Configuration:

- Probe: EX3DV4 - SN7522; ConvF(7.91, 7.91, 7.91); Calibrated: 2018/11/2;
- Sensor-Surface: 4mm (Mechanical Surface Detection)
- Electronics: DAE4 SN1562; Calibrated: 2018/11/6
- Phantom: SAM-Twin V8.0 P1aP2a; Type: QD 000 P41 AA; Serial: 1962
- Measurement SW: DASY52, Version 52.10 (2);

**Area Scan (101x121x1):** Interpolated grid:  $dx=1.000 \text{ mm}$ ,  $dy=1.000 \text{ mm}$

Maximum value of SAR (interpolated) =  $0.324 \text{ W/kg}$


**Zoom Scan (5x5x7)/Cube 0:** Measurement grid:  $dx=8\text{mm}$ ,  $dy=8\text{mm}$ ,  $dz=5\text{mm}$

Reference Value =  $4.208 \text{ V/m}$ ; Power Drift =  $1.34 \text{ dB}$

Peak SAR (extrapolated) =  $0.514 \text{ W/kg}$

**SAR(1 g) =  $0.303 \text{ W/kg}$ ; SAR(10 g) =  $0.178 \text{ W/kg}$**

Maximum value of SAR (measured) =  $0.329 \text{ W/kg}$



0 dB =  $0.329 \text{ W/kg} = -4.83 \text{ dBW/kg}$

**Test Plot 32#: WCDMA Band 2\_Head Right Tilt\_Middle**

**DUT: Smart Phone; Type: S4005L; Serial: 19010300205;**

Communication System: Communication System: UID 0, WCDMA; Frequency: 1880 MHz;Duty Cycle: 1:1  
 Medium parameters used:  $f = 1880 \text{ MHz}$ ;  $\sigma = 1.383 \text{ S/m}$ ;  $\epsilon_r = 40.486$ ;  $\rho = 1000 \text{ kg/m}^3$  ;  
 Phantom section: Right Section

DASY5 Configuration:

- Probe: EX3DV4 - SN7522; ConvF(7.91, 7.91, 7.91); Calibrated: 2018/11/2;
- Sensor-Surface: 4mm (Mechanical Surface Detection)
- Electronics: DAE4 SN1562;Calibrated: 2018/11/6
- Phantom: SAM-Twin V8.0 P1aP2a; Type: QD 000 P41 AA; Serial: 1962
- Measurement SW: DASY52, Version 52.10 (2);

**Area Scan (61x81x1):** Interpolated grid:  $dx=1.500 \text{ mm}$ ,  $dy=1.500 \text{ mm}$

Maximum value of SAR (interpolated) = 0.0558 W/kg

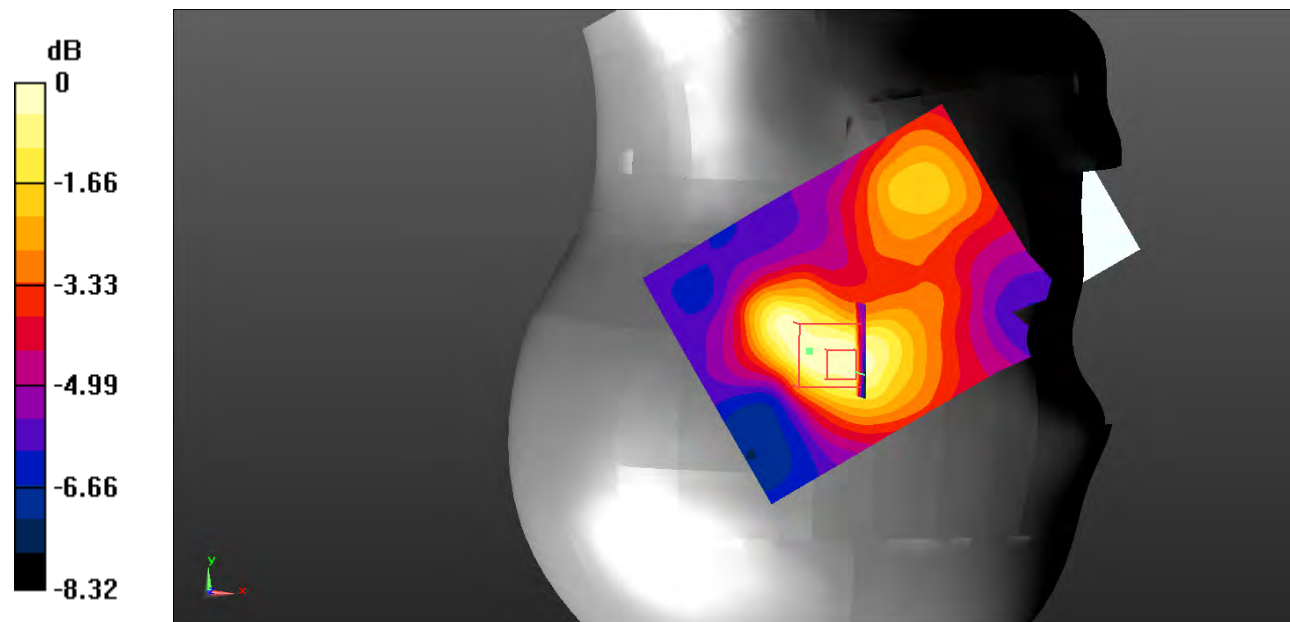
**Zoom Scan (5x5x7)/Cube 0:** Measurement grid:  $dx=8\text{mm}$ ,  $dy=8\text{mm}$ ,  $dz=5\text{mm}$

Reference Value = 4.934 V/m; Power Drift = 0.72 dB

Peak SAR (extrapolated) = 0.0770 W/kg

**SAR(1 g) = 0.050 W/kg; SAR(10 g) = 0.034 W/kg**

Maximum value of SAR (measured) = 0.0535 W/kg



0 dB = 0.0535 W/kg = -12.72 dBW/kg



**Test Plot 33#: WCDMA Band 2\_Body Back\_Low**

**DUT: Smart Phone; Type: S4005L; Serial: 19010300205;**

Communication System: Communication System: UID 0, WCDMA; Frequency: 1852.4 MHz; Duty Cycle: 1:1  
 Medium parameters used:  $f = 1852.4 \text{ MHz}$ ;  $\sigma = 1.454 \text{ S/m}$ ;  $\epsilon_r = 54.28$ ;  $\rho = 1000 \text{ kg/m}^3$  ;  
 Phantom section: Flat Section

DASY5 Configuration:

- Probe: EX3DV4 - SN7522; ConvF(7.48, 7.48, 7.48); Calibrated: 2018/11/2;
- Sensor-Surface: 4mm (Mechanical Surface Detection)
- Electronics: DAE4 SN1562; Calibrated: 2018/11/6
- Phantom: ELI V8.0 P1aP2a; Type: QD OVA 004 AA; Serial: 2092
- Measurement SW: DASY52, Version 52.10 (2);

**Area Scan (61x91x1):** Interpolated grid:  $dx=1.500 \text{ mm}$ ,  $dy=1.500 \text{ mm}$

Maximum value of SAR (interpolated) =  $0.397 \text{ W/kg}$

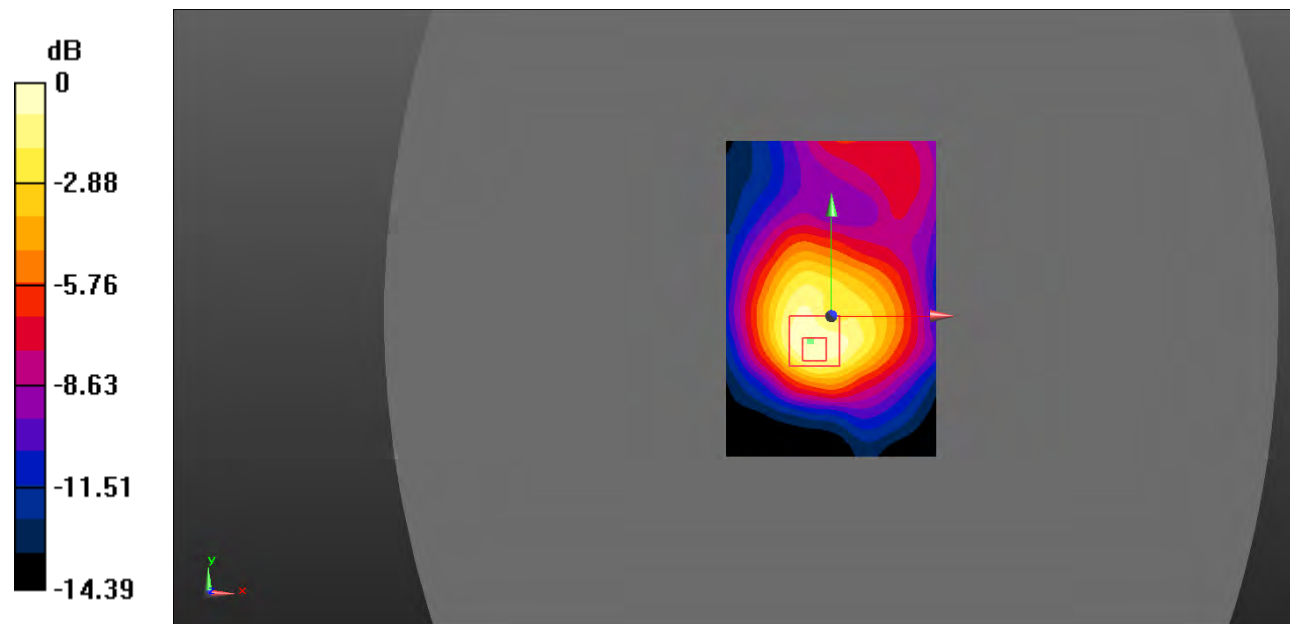
**Zoom Scan (7x7x7)/Cube 0:** Measurement grid:  $dx=5\text{mm}$ ,  $dy=5\text{mm}$ ,  $dz=5\text{mm}$

Reference Value =  $11.96 \text{ V/m}$ ; Power Drift =  $0.17 \text{ dB}$

Peak SAR (extrapolated) =  $0.560 \text{ W/kg}$

**SAR(1 g) =  $0.322 \text{ W/kg}$ ; SAR(10 g) =  $0.185 \text{ W/kg}$**

Maximum value of SAR (measured) =  $0.355 \text{ W/kg}$



0 dB =  $0.355 \text{ W/kg}$  =  $-4.50 \text{ dBW/kg}$

**Test Plot 34#: WCDMA Band 2\_Body Back\_Middle**

**DUT: Smart Phone; Type: S4005L; Serial: 19010300205;**

Communication System: Communication System: UID 0, WCDMA; Frequency: 1880 MHz;Duty Cycle: 1:1  
 Medium parameters used:  $f = 1880 \text{ MHz}$ ;  $\sigma = 1.483 \text{ S/m}$ ;  $\epsilon_r = 54.291$ ;  $\rho = 1000 \text{ kg/m}^3$  ;  
 Phantom section: Flat Section

DASY5 Configuration:

- Probe: EX3DV4 - SN7522; ConvF(7.48, 7.48, 7.48); Calibrated: 2018/11/2;
- Sensor-Surface: 4mm (Mechanical Surface Detection)
- Electronics: DAE4 SN1562;Calibrated: 2018/11/6
- Phantom: ELI V8.0 P1aP2a; Type: QD OVA 004 AA; Serial: 2092
- Measurement SW: DASY52, Version 52.10 (2);

**Area Scan (71x91x1):** Interpolated grid:  $dx=1.500 \text{ mm}$ ,  $dy=1.500 \text{ mm}$

Maximum value of SAR (interpolated) =  $0.329 \text{ W/kg}$

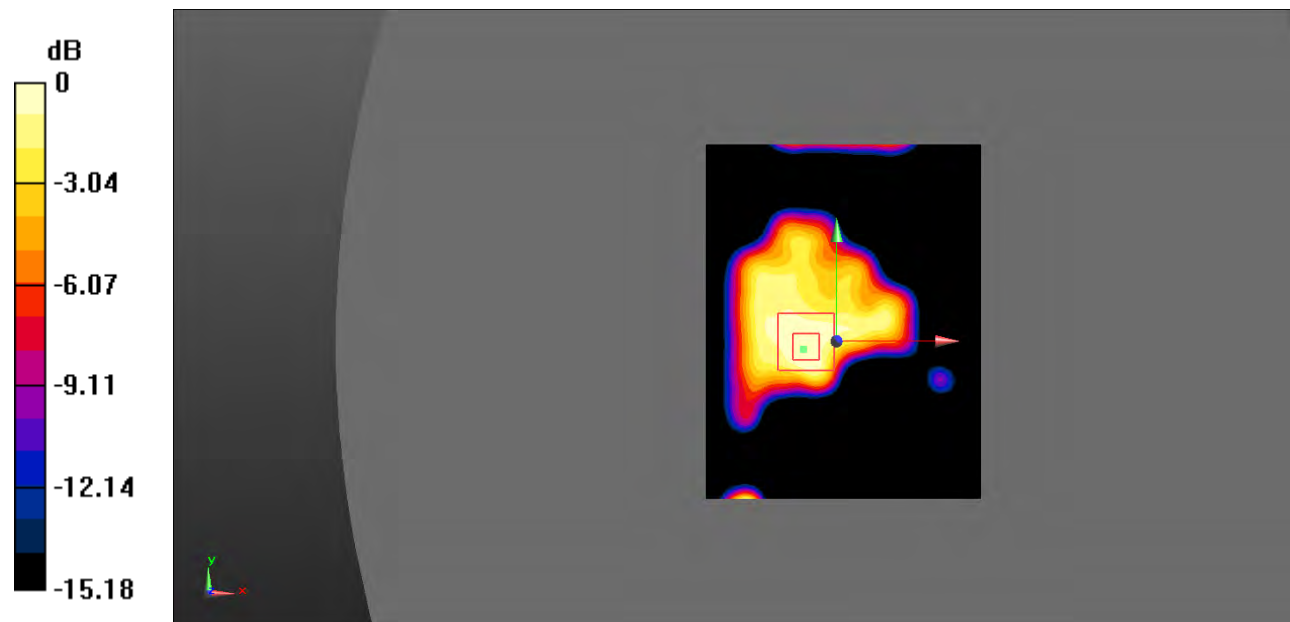
**Zoom Scan (7x7x7)/Cube 0:** Measurement grid:  $dx=5\text{mm}$ ,  $dy=5\text{mm}$ ,  $dz=5\text{mm}$

Reference Value =  $11.49 \text{ V/m}$ ; Power Drift =  $0.05 \text{ dB}$

Peak SAR (extrapolated) =  $0.400 \text{ W/kg}$

**SAR(1 g) =  $0.247 \text{ W/kg}$ ; SAR(10 g) =  $0.112 \text{ W/kg}$**

Maximum value of SAR (measured) =  $0.285 \text{ W/kg}$



0 dB =  $0.285 \text{ W/kg}$  =  $-5.45 \text{ dBW/kg}$

**Test Plot 35#: WCDMA Band 2\_Body Back\_High**

**DUT: Smart Phone; Type: S4005L; Serial: 19010300205;**

Communication System: Communication System: UID 0, WCDMA; Frequency: 1907.6 MHz; Duty Cycle: 1:1  
 Medium parameters used:  $f = 1907.6 \text{ MHz}$ ;  $\sigma = 1.518 \text{ S/m}$ ;  $\epsilon_r = 53.427$ ;  $\rho = 1000 \text{ kg/m}^3$  ;  
 Phantom section: Flat Section

DASY5 Configuration:

- Probe: EX3DV4 - SN7522; ConvF(7.48, 7.48, 7.48); Calibrated: 2018/11/2;
- Sensor-Surface: 4mm (Mechanical Surface Detection)
- Electronics: DAE4 SN1562; Calibrated: 2018/11/6
- Phantom: ELI V8.0 P1aP2a; Type: QD OVA 004 AA; Serial: 2092
- Measurement SW: DASY52, Version 52.10 (2);

**Area Scan (61x81x1):** Interpolated grid:  $dx=1.500 \text{ mm}$ ,  $dy=1.500 \text{ mm}$

Maximum value of SAR (interpolated) = 0.467 W/kg


**Zoom Scan (7x7x7)/Cube 0:** Measurement grid:  $dx=5\text{mm}$ ,  $dy=5\text{mm}$ ,  $dz=5\text{mm}$

Reference Value = 11.30 V/m; Power Drift = 0.54 dB

Peak SAR (extrapolated) = 0.672 W/kg

**SAR(1 g) = 0.398 W/kg; SAR(10 g) = 0.215 W/kg**

Maximum value of SAR (measured) = 0.442 W/kg



0 dB = 0.442 W/kg = -3.55 dBW/kg

**Test Plot 36#: WCDMA Band 2\_Body Left\_Middle**

**DUT: Smart Phone; Type: S4005L; Serial: 19010300205;**

Communication System: Communication System: UID 0, WCDMA; Frequency: 1880 MHz;Duty Cycle: 1:1  
 Medium parameters used:  $f = 1880 \text{ MHz}$ ;  $\sigma = 1.483 \text{ S/m}$ ;  $\epsilon_r = 54.291$ ;  $\rho = 1000 \text{ kg/m}^3$  ;  
 Phantom section: Flat Section

DASY5 Configuration:

- Probe: EX3DV4 - SN7522; ConvF(7.48, 7.48, 7.48); Calibrated: 2018/11/2;
- Sensor-Surface: 4mm (Mechanical Surface Detection)
- Electronics: DAE4 SN1562;Calibrated: 2018/11/6
- Phantom: ELI V8.0 P1aP2a; Type: QD OVA 004 AA; Serial: 2092
- Measurement SW: DASY52, Version 52.10 (2);

**Area Scan (61x101x1):** Interpolated grid:  $dx=1.500 \text{ mm}$ ,  $dy=1.500 \text{ mm}$

Maximum value of SAR (interpolated) =  $0.0359 \text{ W/kg}$

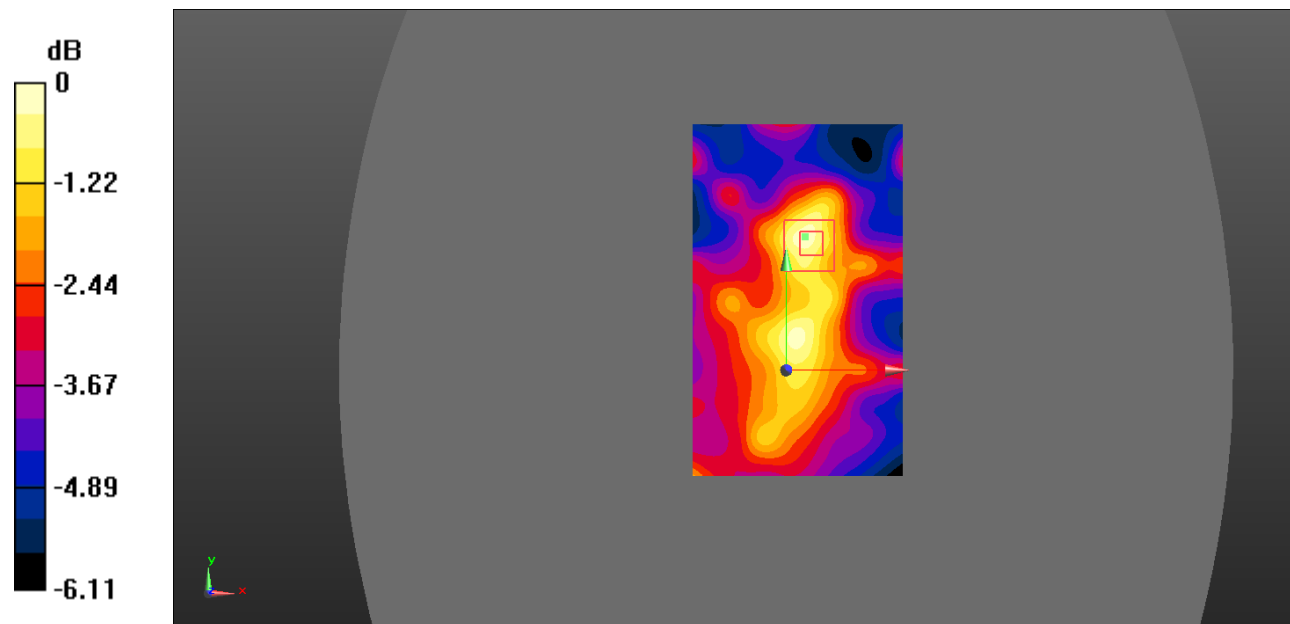
**Zoom Scan (7x7x7)/Cube 0:** Measurement grid:  $dx=5\text{mm}$ ,  $dy=5\text{mm}$ ,  $dz=5\text{mm}$

Reference Value =  $4.544 \text{ V/m}$ ; Power Drift =  $0.18 \text{ dB}$

Peak SAR (extrapolated) =  $0.0620 \text{ W/kg}$

**SAR(1 g) =  $0.035 \text{ W/kg}$ ; SAR(10 g) =  $0.025 \text{ W/kg}$**

Maximum value of SAR (measured) =  $0.0373 \text{ W/kg}$



0 dB =  $0.0373 \text{ W/kg} = -14.28 \text{ dBW/kg}$

**Test Plot 37#: WCDMA Band 2\_Body Right\_Middle**

**DUT: Smart Phone; Type: S4005L; Serial: 19010300205;**

Communication System: Communication System: UID 0, WCDMA; Frequency: 1880 MHz;Duty Cycle: 1:1  
 Medium parameters used:  $f = 1880 \text{ MHz}$ ;  $\sigma = 1.483 \text{ S/m}$ ;  $\epsilon_r = 54.291$ ;  $\rho = 1000 \text{ kg/m}^3$  ;  
 Phantom section: Flat Section

DASY5 Configuration:

- Probe: EX3DV4 - SN7522; ConvF(7.48, 7.48, 7.48); Calibrated: 2018/11/2;
- Sensor-Surface: 4mm (Mechanical Surface Detection)
- Electronics: DAE4 SN1562;Calibrated: 2018/11/6
- Phantom: ELI V8.0 P1aP2a; Type: QD OVA 004 AA; Serial: 2092
- Measurement SW: DASY52, Version 52.10 (2);

**Area Scan (61x81x1):** Interpolated grid:  $dx=1.500 \text{ mm}$ ,  $dy=1.500 \text{ mm}$

Maximum value of SAR (interpolated) =  $0.168 \text{ W/kg}$

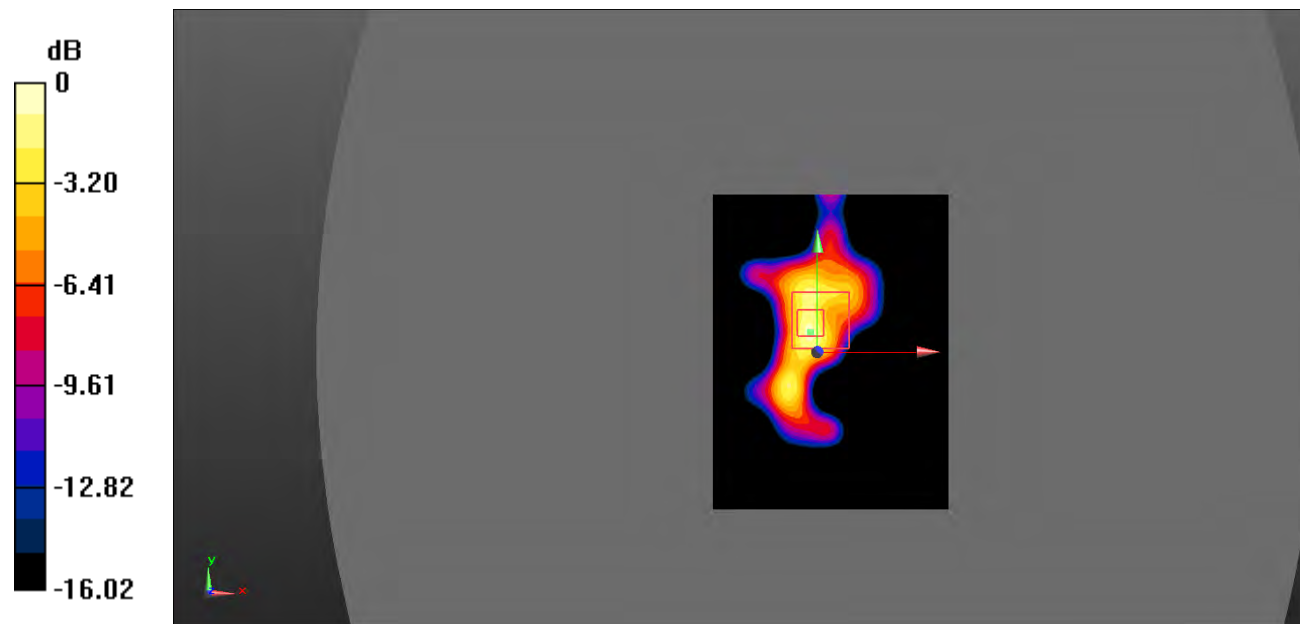
**Zoom Scan (7x7x7)/Cube 0:** Measurement grid:  $dx=5\text{mm}$ ,  $dy=5\text{mm}$ ,  $dz=5\text{mm}$

Reference Value =  $6.429 \text{ V/m}$ ; Power Drift =  $0.09 \text{ dB}$

Peak SAR (extrapolated) =  $0.246 \text{ W/kg}$

**SAR(1 g) =  $0.073 \text{ W/kg}$ ; SAR(10 g) =  $0.040 \text{ W/kg}$**

Maximum value of SAR (measured) =  $0.196 \text{ W/kg}$



0 dB =  $0.196 \text{ W/kg} = -7.08 \text{ dBW/kg}$

**Test Plot 38#: WCDMA Band 2\_Body Bottom\_Middle**

**DUT: Smart Phone; Type: S4005L; Serial: 19010300205;**

Communication System: Communication System: UID 0, WCDMA; Frequency: 1880 MHz;Duty Cycle: 1:1  
 Medium parameters used:  $f = 1880 \text{ MHz}$ ;  $\sigma = 1.483 \text{ S/m}$ ;  $\epsilon_r = 54.291$ ;  $\rho = 1000 \text{ kg/m}^3$  ;  
 Phantom section: Flat Section

DASY5 Configuration:

- Probe: EX3DV4 - SN7522; ConvF(7.48, 7.48, 7.48); Calibrated: 2018/11/2;
- Sensor-Surface: 4mm (Mechanical Surface Detection)
- Electronics: DAE4 SN1562;Calibrated: 2018/11/6
- Phantom: ELI V8.0 P1aP2a; Type: QD OVA 004 AA; Serial: 2092
- Measurement SW: DASY52, Version 52.10 (2);

**Area Scan (101x121x1):** Interpolated grid:  $dx=1.000 \text{ mm}$ ,  $dy=1.000 \text{ mm}$

Maximum value of SAR (interpolated) =  $0.138 \text{ W/kg}$


**Zoom Scan (7x7x7)/Cube 0:** Measurement grid:  $dx=5\text{mm}$ ,  $dy=5\text{mm}$ ,  $dz=5\text{mm}$

Reference Value =  $5.549 \text{ V/m}$ ; Power Drift =  $0.41 \text{ dB}$

Peak SAR (extrapolated) =  $0.120 \text{ W/kg}$

**SAR(1 g) =  $0.072 \text{ W/kg}$ ; SAR(10 g) =  $0.040 \text{ W/kg}$**

Maximum value of SAR (measured) =  $0.0825 \text{ W/kg}$



0 dB =  $0.0825 \text{ W/kg}$  =  $-10.84 \text{ dBW/kg}$

**Test Plot 39#: WCDMA Band 4\_Head Left Cheek\_Middle**

**DUT: Smart Phone; Type: S4005L; Serial: 19010300205;**

Communication System: Communication System: UID 0, WCDMA; Frequency: 1732.6 MHz; Duty Cycle: 1:1  
 Medium parameters used:  $f = 1732.6 \text{ MHz}$ ;  $\sigma = 1.391 \text{ S/m}$ ;  $\epsilon_r = 41.287$ ;  $\rho = 1000 \text{ kg/m}^3$  ;  
 Phantom section: Left Section

DASY5 Configuration:

- Probe: EX3DV4 - SN7522; ConvF(8.2, 8.2, 8.2); Calibrated: 2018/11/2;
- Sensor-Surface: 4mm (Mechanical Surface Detection)
- Electronics: DAE4 SN1562; Calibrated: 2018/11/6
- Phantom: SAM-Twin V8.0 P1aP2a; Type: QD 000 P41 AA; Serial: 1962
- Measurement SW: DASY52, Version 52.10 (2);

**Area Scan (61x81x1):** Interpolated grid:  $dx=1.500 \text{ mm}$ ,  $dy=1.500 \text{ mm}$

Maximum value of SAR (interpolated) = 0.442 W/kg

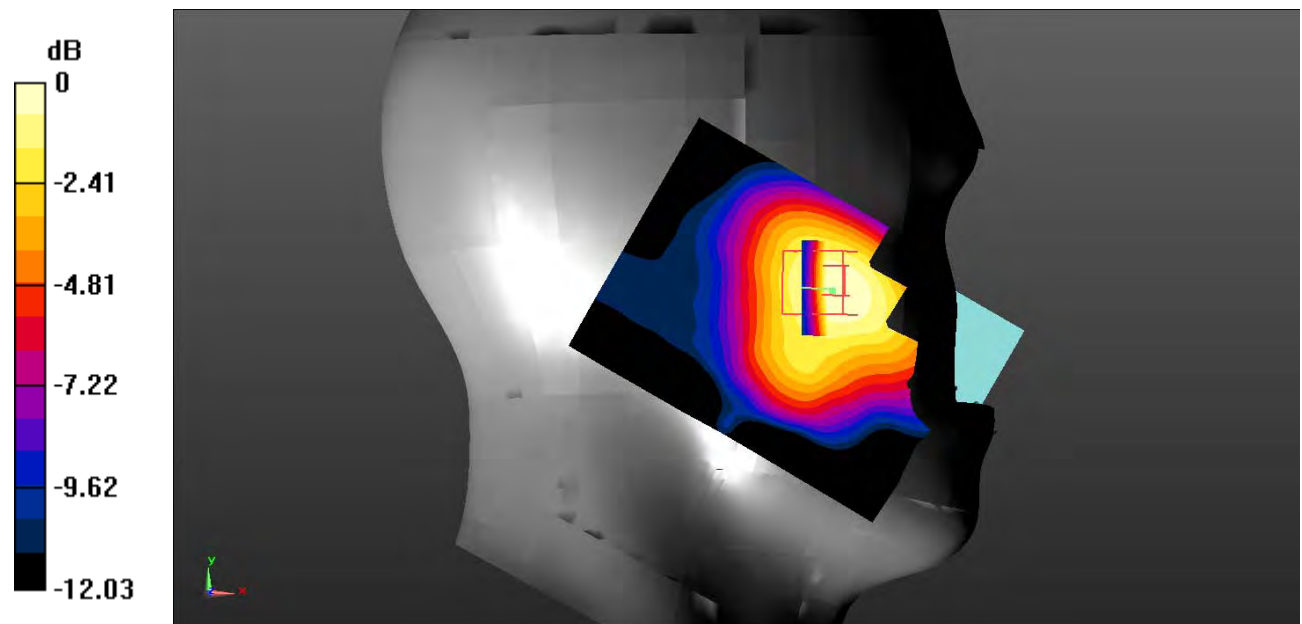
**Zoom Scan (5x5x7)/Cube 0:** Measurement grid:  $dx=8\text{mm}$ ,  $dy=8\text{mm}$ ,  $dz=5\text{mm}$

Reference Value = 5.080 V/m; Power Drift = 0.84 dB

Peak SAR (extrapolated) = 0.660 W/kg

**SAR(1 g) = 0.436 W/kg; SAR(10 g) = 0.271 W/kg**

Maximum value of SAR (measured) = 0.449 W/kg



0 dB = 0.449 W/kg = -3.48 dBW/kg

**Test Plot 40#: WCDMA Band 4\_Head Left Tilt\_Middle**

**DUT: Smart Phone; Type: S4005L; Serial: 19010300205;**

Communication System: Communication System: UID 0, WCDMA; Frequency: 1732.6 MHz;Duty Cycle: 1:1  
 Medium parameters used:  $f = 1732.6 \text{ MHz}$ ;  $\sigma = 1.391 \text{ S/m}$ ;  $\epsilon_r = 41.287$ ;  $\rho = 1000 \text{ kg/m}^3$  ;  
 Phantom section: Left Section

DASY5 Configuration:

- Probe: EX3DV4 - SN7522; ConvF(8.2, 8.2, 8.2); Calibrated: 2018/11/2;
- Sensor-Surface: 4mm (Mechanical Surface Detection)
- Electronics: DAE4 SN1562;Calibrated: 2018/11/6
- Phantom: SAM-Twin V8.0 P1aP2a; Type: QD 000 P41 AA; Serial: 1962
- Measurement SW: DASY52, Version 52.10 (2);

**Area Scan (61x81x1):** Interpolated grid:  $dx=1.500 \text{ mm}$ ,  $dy=1.500 \text{ mm}$

Maximum value of SAR (interpolated) = 0.0629 W/kg


**Zoom Scan (5x5x7)/Cube 0:** Measurement grid:  $dx=8\text{mm}$ ,  $dy=8\text{mm}$ ,  $dz=5\text{mm}$

Reference Value = 6.761 V/m; Power Drift = 0.10 dB

Peak SAR (extrapolated) = 0.0970 W/kg

**SAR(1 g) = 0.065 W/kg; SAR(10 g) = 0.044 W/kg**

Maximum value of SAR (measured) = 0.0718 W/kg



0 dB = 0.0718 W/kg = -11.44 dBW/kg



**Test Plot 41#: WCDMA Band 4\_Head Right Cheek\_Low**

**DUT: Smart Phone; Type: S4005L; Serial: 19010300205;**

Communication System: Communication System: UID 0, WCDMA; Frequency: 1712.4 MHz; Duty Cycle: 1:1  
 Medium parameters used:  $f = 1712.4 \text{ MHz}$ ;  $\sigma = 1.357 \text{ S/m}$ ;  $\epsilon_r = 41.336$ ;  $\rho = 1000 \text{ kg/m}^3$  ;  
 Phantom section: Right Section

DASY5 Configuration:

- Probe: EX3DV4 - SN7522; ConvF(8.2, 8.2, 8.2); Calibrated: 2018/11/2;
- Sensor-Surface: 4mm (Mechanical Surface Detection)
- Electronics: DAE4 SN1562; Calibrated: 2018/11/6
- Phantom: SAM-Twin V8.0 P1aP2a; Type: QD 000 P41 AA; Serial: 1962
- Measurement SW: DASY52, Version 52.10 (2);

**Area Scan (101x131x1):** Interpolated grid: dx=1.000 mm, dy=1.000 mm

Maximum value of SAR (interpolated) = 0.548 W/kg

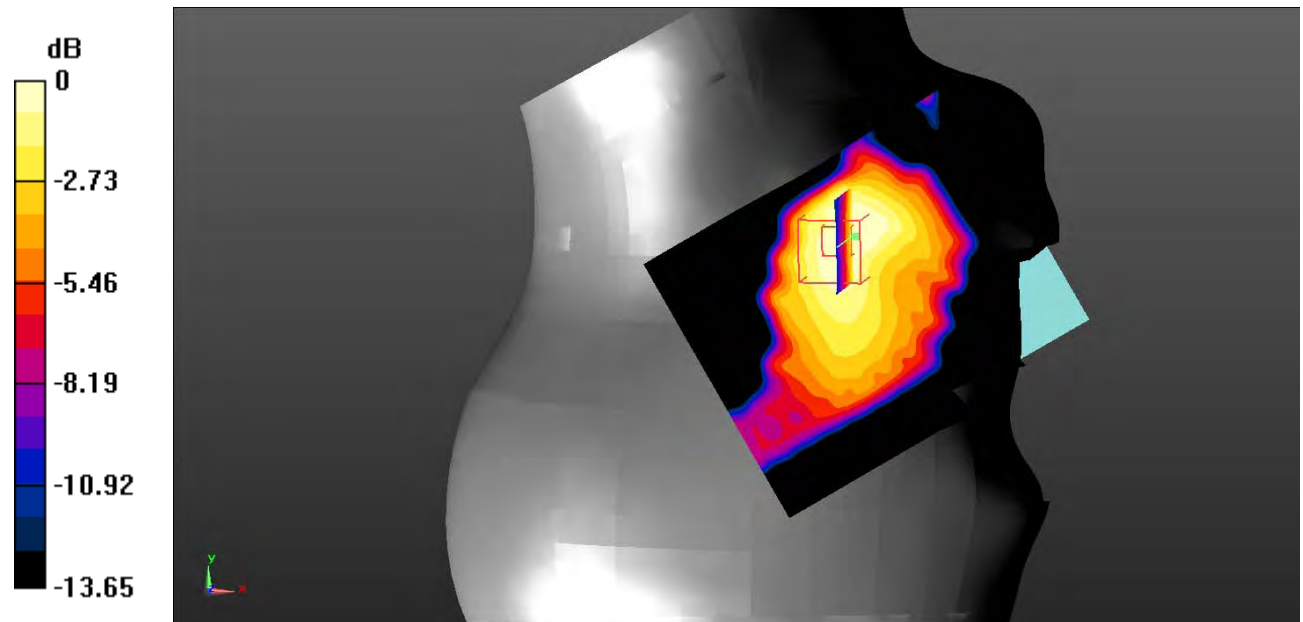
**Zoom Scan (5x5x7)/Cube 0:** Measurement grid: dx=8mm, dy=8mm, dz=5mm

Reference Value = 6.950 V/m; Power Drift = 0.46 dB

Peak SAR (extrapolated) = 0.796 W/kg

**SAR(1 g) = 0.517 W/kg; SAR(10 g) = 0.307 W/kg**

Maximum value of SAR (measured) = 0.528 W/kg



0 dB = 0.528 W/kg = -2.77 dBW/kg

**Test Plot 42#: WCDMA Band 4\_Head Right Cheek\_Middle**

**DUT: Smart Phone; Type: S4005L; Serial: 19010300205;**

Communication System: Communication System: UID 0, WCDMA; Frequency: 1732.6 MHz; Duty Cycle: 1:1  
 Medium parameters used:  $f = 1732.6 \text{ MHz}$ ;  $\sigma = 1.391 \text{ S/m}$ ;  $\epsilon_r = 41.287$ ;  $\rho = 1000 \text{ kg/m}^3$  ;  
 Phantom section: Right Section

DASY5 Configuration:

- Probe: EX3DV4 - SN7522; ConvF(8.2, 8.2, 8.2); Calibrated: 2018/11/2;
- Sensor-Surface: 4mm (Mechanical Surface Detection)
- Electronics: DAE4 SN1562; Calibrated: 2018/11/6
- Phantom: SAM-Twin V8.0 P1aP2a; Type: QD 000 P41 AA; Serial: 1962
- Measurement SW: DASY52, Version 52.10 (2);

**Area Scan (61x81x1):** Interpolated grid:  $dx=1.500 \text{ mm}$ ,  $dy=1.500 \text{ mm}$

Maximum value of SAR (interpolated) = 0.588 W/kg

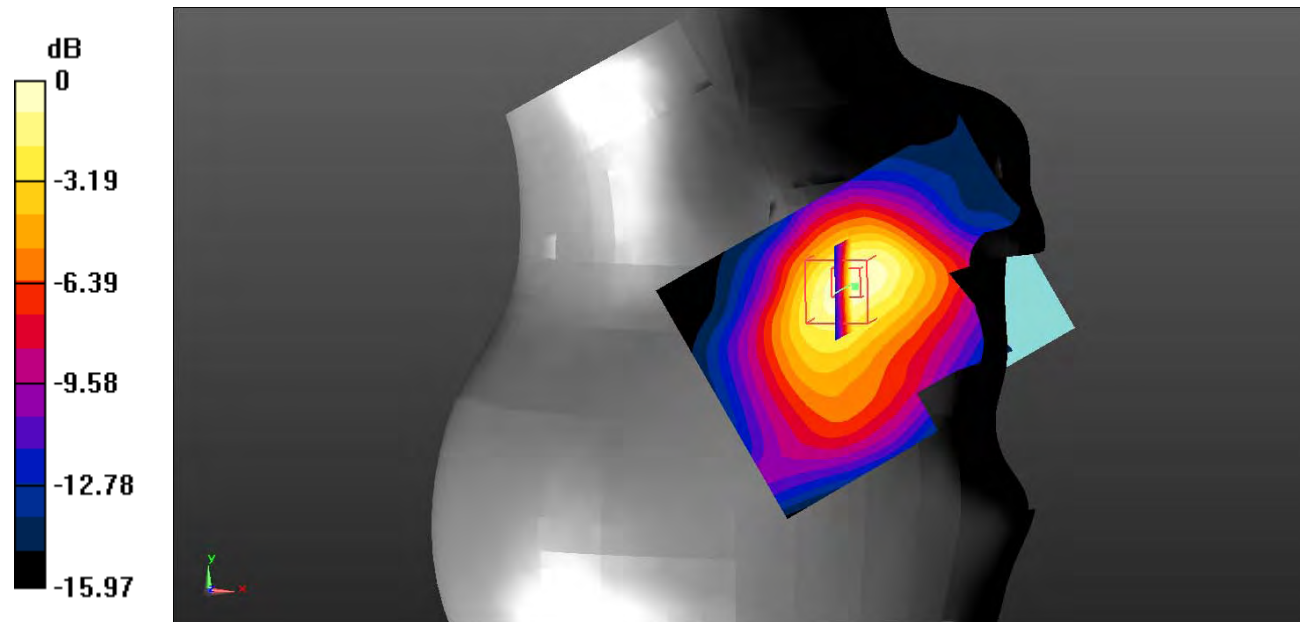
**Zoom Scan (5x5x7)/Cube 0:** Measurement grid:  $dx=8\text{mm}$ ,  $dy=8\text{mm}$ ,  $dz=5\text{mm}$

Reference Value = 4.007 V/m; Power Drift = 1.10 dB

Peak SAR (extrapolated) = 0.795 W/kg

**SAR(1 g) = 0.510 W/kg; SAR(10 g) = 0.289 W/kg**

Maximum value of SAR (measured) = 0.569 W/kg



0 dB = 0.569 W/kg = -2.45 dBW/kg

**Test Plot 43#: WCDMA Band 4\_Head Right Cheek\_High**

**DUT: Smart Phone; Type: S4005L; Serial: 19010300205;**

Communication System: Communication System: UID 0, WCDMA; Frequency: 1752.6 MHz;Duty Cycle: 1:1  
 Medium parameters used:  $f = 1752.6 \text{ MHz}$ ;  $\sigma = 1.391 \text{ S/m}$ ;  $\epsilon_r = 40.714$ ;  $\rho = 1000 \text{ kg/m}^3$  ;  
 Phantom section: Right Section

DASY5 Configuration:

- Probe: EX3DV4 - SN7522; ConvF(8.2, 8.2, 8.2); Calibrated: 2018/11/2;
- Sensor-Surface: 4mm (Mechanical Surface Detection)
- Electronics: DAE4 SN1562;Calibrated: 2018/11/6
- Phantom: SAM-Twin V8.0 P1aP2a; Type: QD 000 P41 AA; Serial: 1962
- Measurement SW: DASY52, Version 52.10 (2);

**Area Scan (101x131x1):** Interpolated grid: dx=1.000 mm, dy=1.000 mm

Maximum value of SAR (interpolated) = 0.597 W/kg

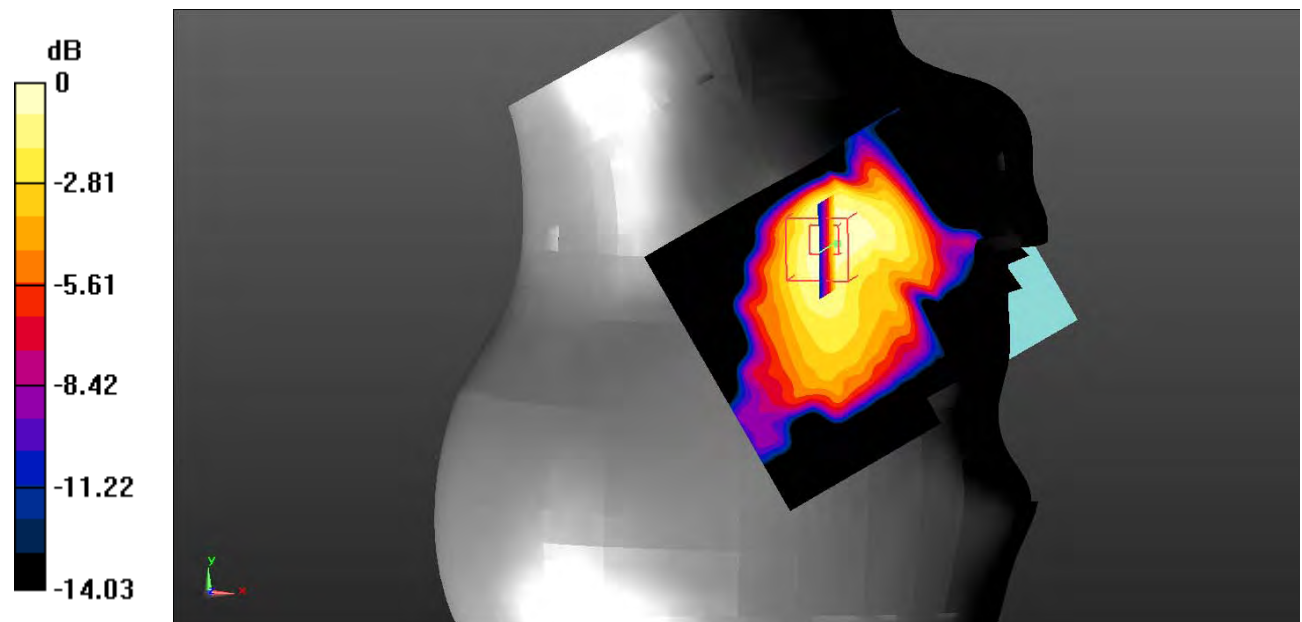
**Zoom Scan (5x5x7)/Cube 0:** Measurement grid: dx=8mm, dy=8mm, dz=5mm

Reference Value = 5.369 V/m; Power Drift = 0.55 dB

Peak SAR (extrapolated) = 0.898 W/kg

**SAR(1 g) = 0.559 W/kg; SAR(10 g) = 0.317 W/kg**

Maximum value of SAR (measured) = 0.571 W/kg



0 dB = 0.571 W/kg = -2.43 dBW/kg

**Test Plot 44#: WCDMA Band 4\_Head Right Tilt\_Middle**

**DUT: Smart Phone; Type: S4005L; Serial: 19010300205;**

Communication System: Communication System: UID 0, WCDMA; Frequency: 1732.6 MHz; Duty Cycle: 1:1  
 Medium parameters used:  $f = 1732.6 \text{ MHz}$ ;  $\sigma = 1.391 \text{ S/m}$ ;  $\epsilon_r = 41.287$ ;  $\rho = 1000 \text{ kg/m}^3$  ;  
 Phantom section: Right Section

DASY5 Configuration:

- Probe: EX3DV4 - SN7522; ConvF(8.2, 8.2, 8.2); Calibrated: 2018/11/2;
- Sensor-Surface: 4mm (Mechanical Surface Detection)
- Electronics: DAE4 SN1562; Calibrated: 2018/11/6
- Phantom: SAM-Twin V8.0 P1aP2a; Type: QD 000 P41 AA; Serial: 1962
- Measurement SW: DASY52, Version 52.10 (2);

**Area Scan (61x81x1):** Interpolated grid:  $dx=1.500 \text{ mm}$ ,  $dy=1.500 \text{ mm}$

Maximum value of SAR (interpolated) =  $0.113 \text{ W/kg}$

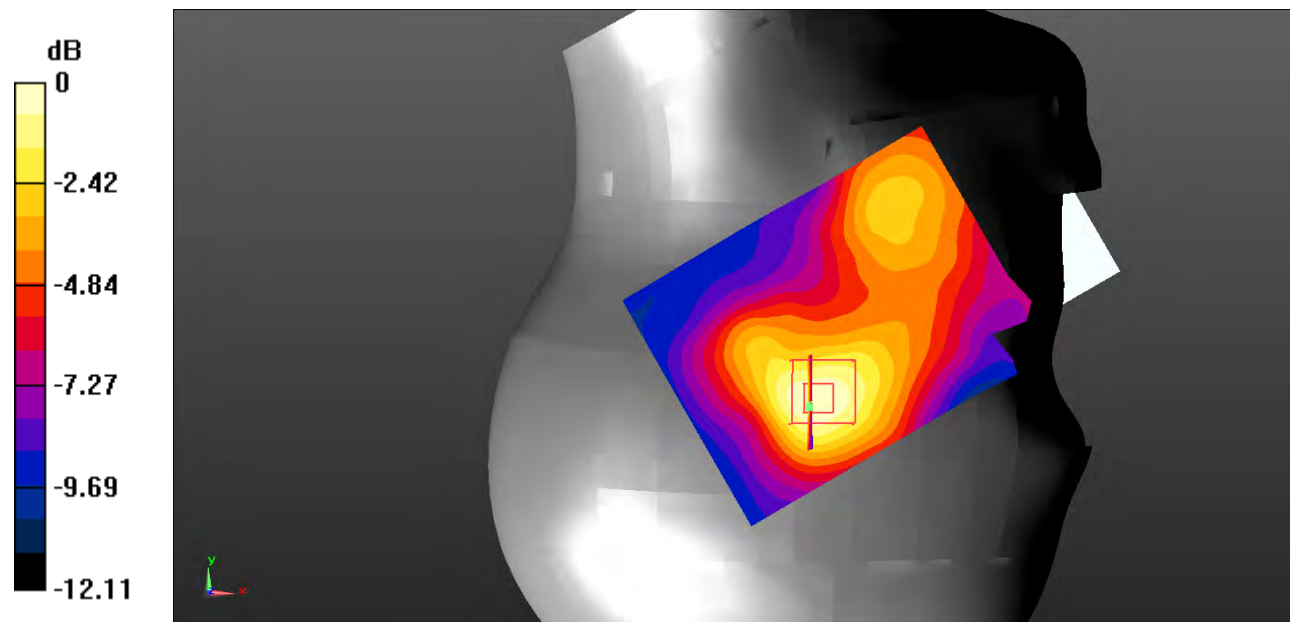
**Zoom Scan (5x5x7)/Cube 0:** Measurement grid:  $dx=8\text{mm}$ ,  $dy=8\text{mm}$ ,  $dz=5\text{mm}$

Reference Value =  $6.234 \text{ V/m}$ ; Power Drift =  $0.43 \text{ dB}$

Peak SAR (extrapolated) =  $0.159 \text{ W/kg}$

**SAR(1 g) =  $0.111 \text{ W/kg}$ ; SAR(10 g) =  $0.070 \text{ W/kg}$**

Maximum value of SAR (measured) =  $0.114 \text{ W/kg}$



0 dB =  $0.114 \text{ W/kg} = -9.43 \text{ dBW/kg}$

**Test Plot 45#: WCDMA Band 4\_Body Back\_Low**

**DUT: Smart Phone; Type: S4005L; Serial: 19010300205;**

Communication System: Communication System: UID 0, WCDMA; Frequency: 1712.4 MHz; Duty Cycle: 1:1  
 Medium parameters used:  $f = 1712.4 \text{ MHz}$ ;  $\sigma = 1.469 \text{ S/m}$ ;  $\epsilon_r = 54.81$ ;  $\rho = 1000 \text{ kg/m}^3$  ;  
 Phantom section: Flat Section

DASY5 Configuration:

- Probe: EX3DV4 - SN7522; ConvF(7.88, 7.88, 7.88); Calibrated: 2018/11/2;
- Sensor-Surface: 4mm (Mechanical Surface Detection)
- Electronics: DAE4 SN1562; Calibrated: 2018/11/6
- Phantom: ELI V8.0 P1aP2a; Type: QD OVA 004 AA; Serial: 2092
- Measurement SW: DASY52, Version 52.10 (2);

**Area Scan (61x81x1):** Interpolated grid:  $dx=1.500 \text{ mm}$ ,  $dy=1.500 \text{ mm}$

Maximum value of SAR (interpolated) = 0.732 W/kg

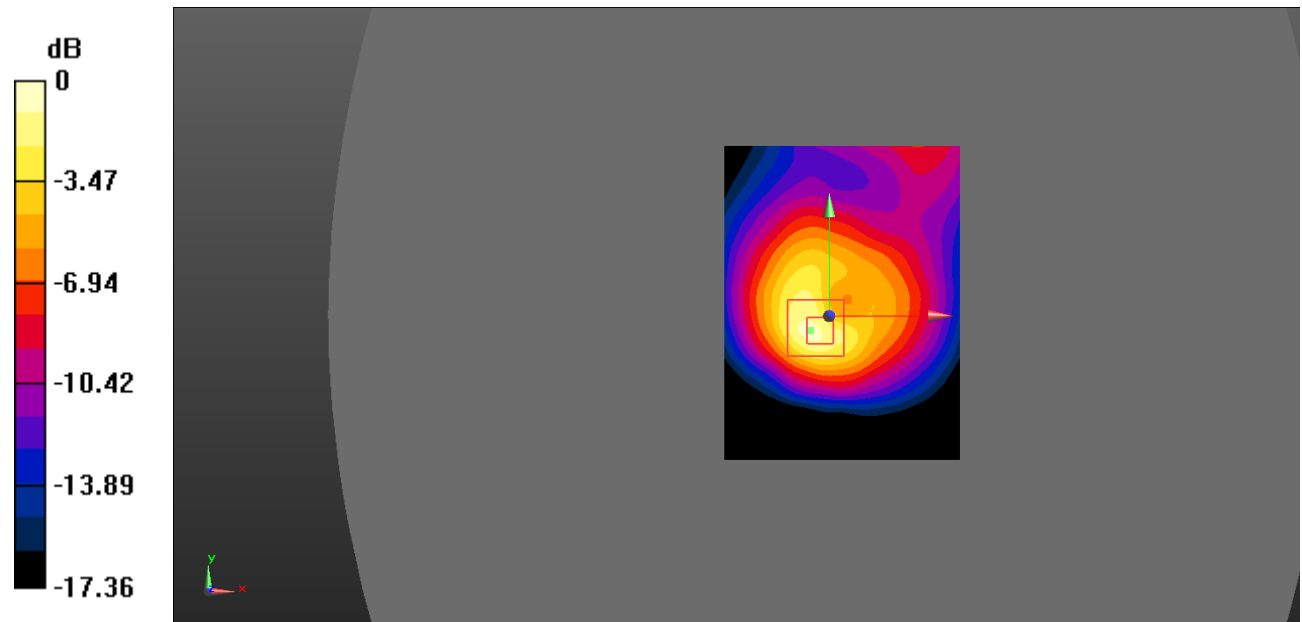
**Zoom Scan (7x7x7)/Cube 0:** Measurement grid:  $dx=5\text{mm}$ ,  $dy=5\text{mm}$ ,  $dz=5\text{mm}$

Reference Value = 21.87 V/m; Power Drift = -0.34 dB

Peak SAR (extrapolated) = 1.37 W/kg

**SAR(1 g) = 0.633 W/kg; SAR(10 g) = 0.344 W/kg**

Maximum value of SAR (measured) = 0.849 W/kg



0 dB = 0.849 W/kg = -0.71 dBW/kg

**Test Plot 46#: WCDMA Band 4\_Body Back\_Middle**

**DUT: Smart Phone; Type: S4005L; Serial: 19010300205;**

Communication System: Communication System: UID 0, WCDMA; Frequency: 1732.6 MHz; Duty Cycle: 1:1  
 Medium parameters used:  $f = 1732.6 \text{ MHz}$ ;  $\sigma = 1.477 \text{ S/m}$ ;  $\epsilon_r = 54.479$ ;  $\rho = 1000 \text{ kg/m}^3$  ;  
 Phantom section: Flat Section

DASY5 Configuration:

- Probe: EX3DV4 - SN7522; ConvF(7.88, 7.88, 7.88); Calibrated: 2018/11/2;
- Sensor-Surface: 4mm (Mechanical Surface Detection)
- Electronics: DAE4 SN1562; Calibrated: 2018/11/6
- Phantom: ELI V8.0 P1aP2a; Type: QD OVA 004 AA; Serial: 2092
- Measurement SW: DASY52, Version 52.10 (2);

**Area Scan (61x81x1):** Interpolated grid: dx=1.500 mm, dy=1.500 mm

Maximum value of SAR (interpolated) = 0.667 W/kg

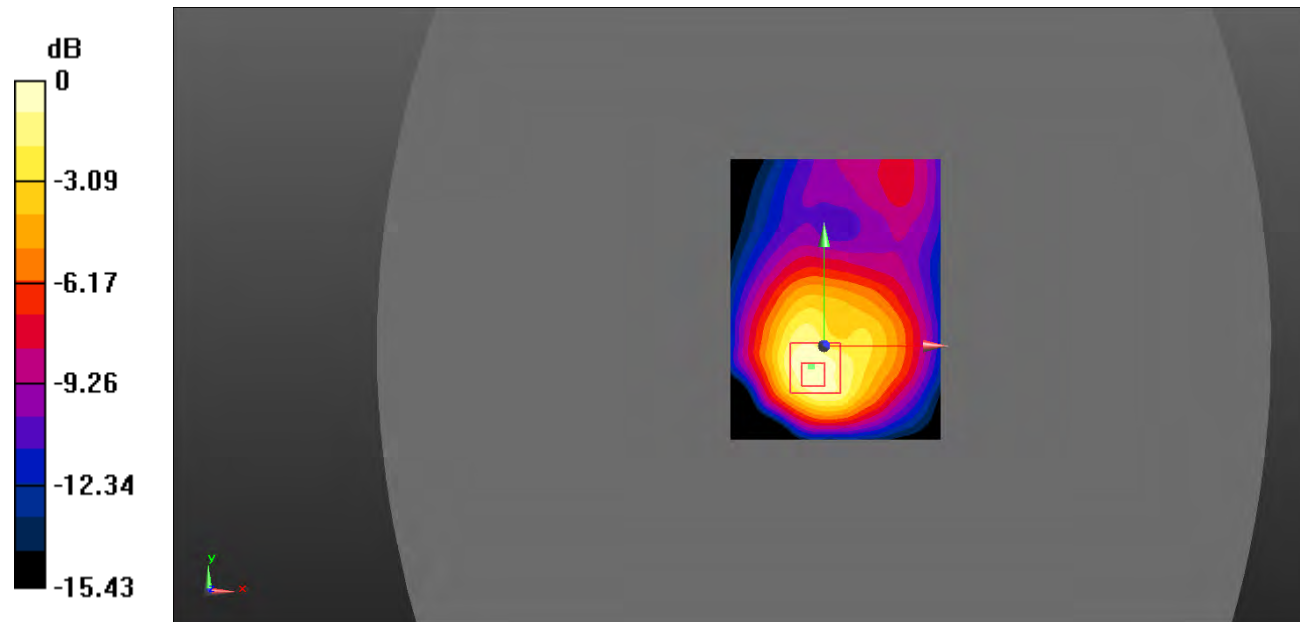
**Zoom Scan (7x7x7)/Cube 0:** Measurement grid: dx=5mm, dy=5mm, dz=5mm

Reference Value = 16.37 V/m; Power Drift = 2.15 dB

Peak SAR (extrapolated) = 1.17 W/kg

**SAR(1 g) = 0.572 W/kg; SAR(10 g) = 0.326 W/kg**

Maximum value of SAR (measured) = 0.629 W/kg



0 dB = 0.629 W/kg = -2.01 dBW/kg

**Test Plot 47#: WCDMA Band 4\_Body Back\_High**

**DUT: Smart Phone; Type: S4005L; Serial: 19010300205;**

Communication System: Communication System: UID 0, WCDMA; Frequency: 1752.6 MHz; Duty Cycle: 1:1  
 Medium parameters used:  $f = 1752.6 \text{ MHz}$ ;  $\sigma = 1.512 \text{ S/m}$ ;  $\epsilon_r = 54.452$ ;  $\rho = 1000 \text{ kg/m}^3$  ;  
 Phantom section: Flat Section

DASY5 Configuration:

- Probe: EX3DV4 - SN7522; ConvF(7.88, 7.88, 7.88); Calibrated: 2018/11/2;
- Sensor-Surface: 4mm (Mechanical Surface Detection)
- Electronics: DAE4 SN1562; Calibrated: 2018/11/6
- Phantom: ELI V8.0 P1aP2a; Type: QD OVA 004 AA; Serial: 2092
- Measurement SW: DASY52, Version 52.10 (2);

**Area Scan (61x81x1):** Interpolated grid:  $dx=1.500 \text{ mm}$ ,  $dy=1.500 \text{ mm}$

Maximum value of SAR (interpolated) =  $0.694 \text{ W/kg}$

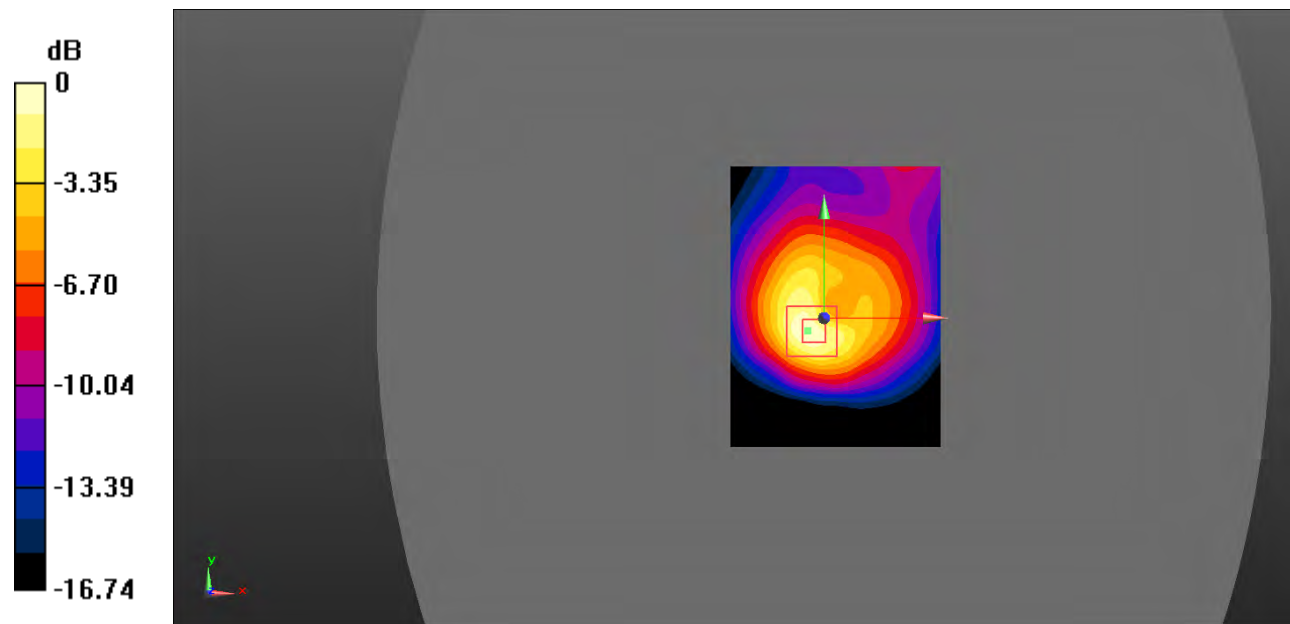
**Zoom Scan (7x7x7)/Cube 0:** Measurement grid:  $dx=5\text{mm}$ ,  $dy=5\text{mm}$ ,  $dz=5\text{mm}$

Reference Value =  $19.81 \text{ V/m}$ ; Power Drift =  $-0.14 \text{ dB}$

Peak SAR (extrapolated) =  $1.21 \text{ W/kg}$

**SAR(1 g) =  $0.585 \text{ W/kg}$ ; SAR(10 g) =  $0.320 \text{ W/kg}$**

Maximum value of SAR (measured) =  $0.700 \text{ W/kg}$



0 dB =  $0.700 \text{ W/kg}$  =  $-1.55 \text{ dBW/kg}$

**Test Plot 48#: WCDMA Band 4\_Body Left\_Middle**

**DUT: Smart Phone; Type: S4005L; Serial: 19010300205;**

Communication System: Communication System: UID 0, WCDMA; Frequency: 1732.6 MHz; Duty Cycle: 1:1  
 Medium parameters used:  $f = 1732.6 \text{ MHz}$ ;  $\sigma = 1.477 \text{ S/m}$ ;  $\epsilon_r = 54.479$ ;  $\rho = 1000 \text{ kg/m}^3$  ;  
 Phantom section: Flat Section

DASY5 Configuration:

- Probe: EX3DV4 - SN7522; ConvF(7.88, 7.88, 7.88); Calibrated: 2018/11/2;
- Sensor-Surface: 4mm (Mechanical Surface Detection)
- Electronics: DAE4 SN1562; Calibrated: 2018/11/6
- Phantom: ELI V8.0 P1aP2a; Type: QD OVA 004 AA; Serial: 2092
- Measurement SW: DASY52, Version 52.10 (2);

**Area Scan (61x81x1):** Interpolated grid:  $dx=1.500 \text{ mm}$ ,  $dy=1.500 \text{ mm}$

Maximum value of SAR (interpolated) = 0.0570 W/kg


**Zoom Scan (7x7x7)/Cube 0:** Measurement grid:  $dx=5\text{mm}$ ,  $dy=5\text{mm}$ ,  $dz=5\text{mm}$

Reference Value = 4.893 V/m; Power Drift = -0.02 dB

Peak SAR (extrapolated) = 0.0670 W/kg

**SAR(1 g) = 0.044 W/kg; SAR(10 g) = 0.028 W/kg**

Maximum value of SAR (measured) = 0.0474 W/kg



0 dB = 0.0474 W/kg = -13.24 dBW/kg



**Test Plot 49#: WCDMA Band 4\_Body Right\_Middle**

**DUT: Smart Phone; Type: S4005L; Serial: 19010300205;**

Communication System: Communication System: UID 0, WCDMA; Frequency: 1732.6 MHz; Duty Cycle: 1:1  
 Medium parameters used:  $f = 1732.6 \text{ MHz}$ ;  $\sigma = 1.477 \text{ S/m}$ ;  $\epsilon_r = 54.479$ ;  $\rho = 1000 \text{ kg/m}^3$  ;  
 Phantom section: Flat Section

DASY5 Configuration:

- Probe: EX3DV4 - SN7522; ConvF(7.88, 7.88, 7.88); Calibrated: 2018/11/2;
- Sensor-Surface: 4mm (Mechanical Surface Detection)
- Electronics: DAE4 SN1562; Calibrated: 2018/11/6
- Phantom: ELI V8.0 P1aP2a; Type: QD OVA 004 AA; Serial: 2092
- Measurement SW: DASY52, Version 52.10 (2);

**Area Scan (61x81x1):** Interpolated grid: dx=1.500 mm, dy=1.500 mm

Maximum value of SAR (interpolated) = 0.170 W/kg

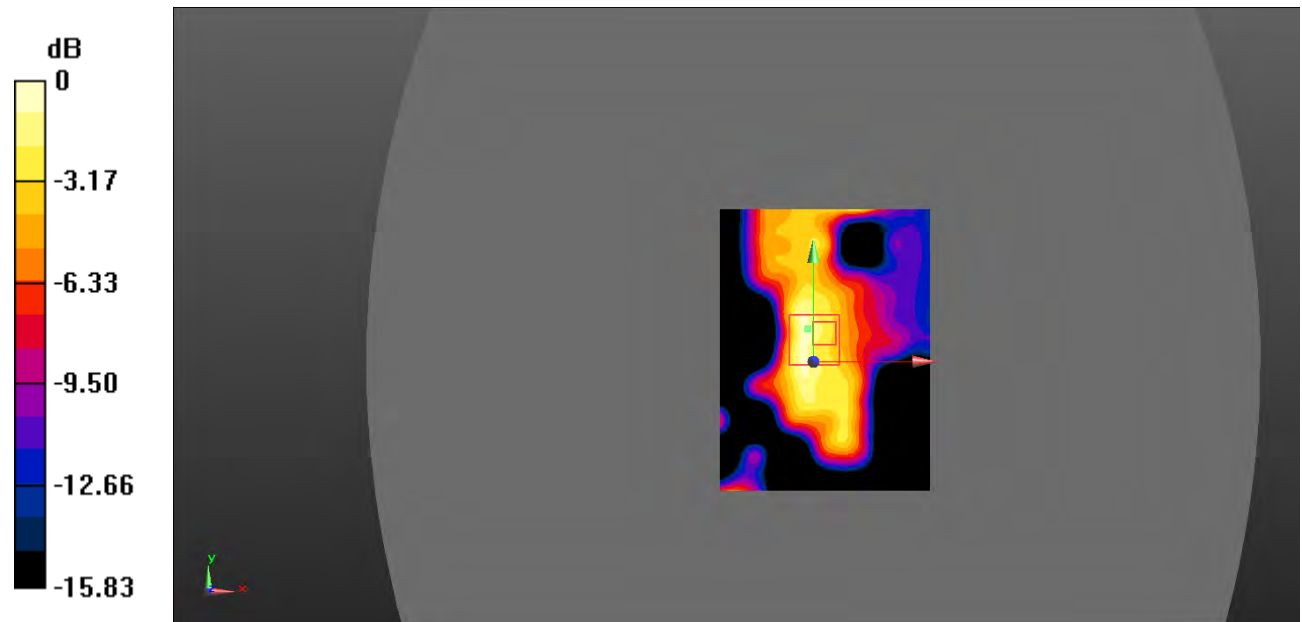
**Zoom Scan (7x7x7)/Cube 0:** Measurement grid: dx=5mm, dy=5mm, dz=5mm

Reference Value = 8.939 V/m; Power Drift = 0.61 dB

Peak SAR (extrapolated) = 0.363 W/kg

**SAR(1 g) = 0.120 W/kg; SAR(10 g) = 0.071 W/kg**

Maximum value of SAR (measured) = 0.197 W/kg



0 dB = 0.197 W/kg = -7.06 dBW/kg

**Test Plot 50#: WCDMA Band 4\_Body Bottom\_Middle**

**DUT: Smart Phone; Type: S4005L; Serial: 19010300205;**

Communication System: Communication System: UID 0, WCDMA; Frequency: 1732.6 MHz; Duty Cycle: 1:1  
 Medium parameters used:  $f = 1732.6 \text{ MHz}$ ;  $\sigma = 1.477 \text{ S/m}$ ;  $\epsilon_r = 54.479$ ;  $\rho = 1000 \text{ kg/m}^3$  ;  
 Phantom section: Flat Section

DASY5 Configuration:

- Probe: EX3DV4 - SN7522; ConvF(7.88, 7.88, 7.88); Calibrated: 2018/11/2;
- Sensor-Surface: 4mm (Mechanical Surface Detection)
- Electronics: DAE4 SN1562; Calibrated: 2018/11/6
- Phantom: ELI V8.0 P1aP2a; Type: QD OVA 004 AA; Serial: 2092
- Measurement SW: DASY52, Version 52.10 (2);

**Area Scan (101x121x1):** Interpolated grid: dx=1.000 mm, dy=1.000 mm

Maximum value of SAR (interpolated) = 0.111 W/kg

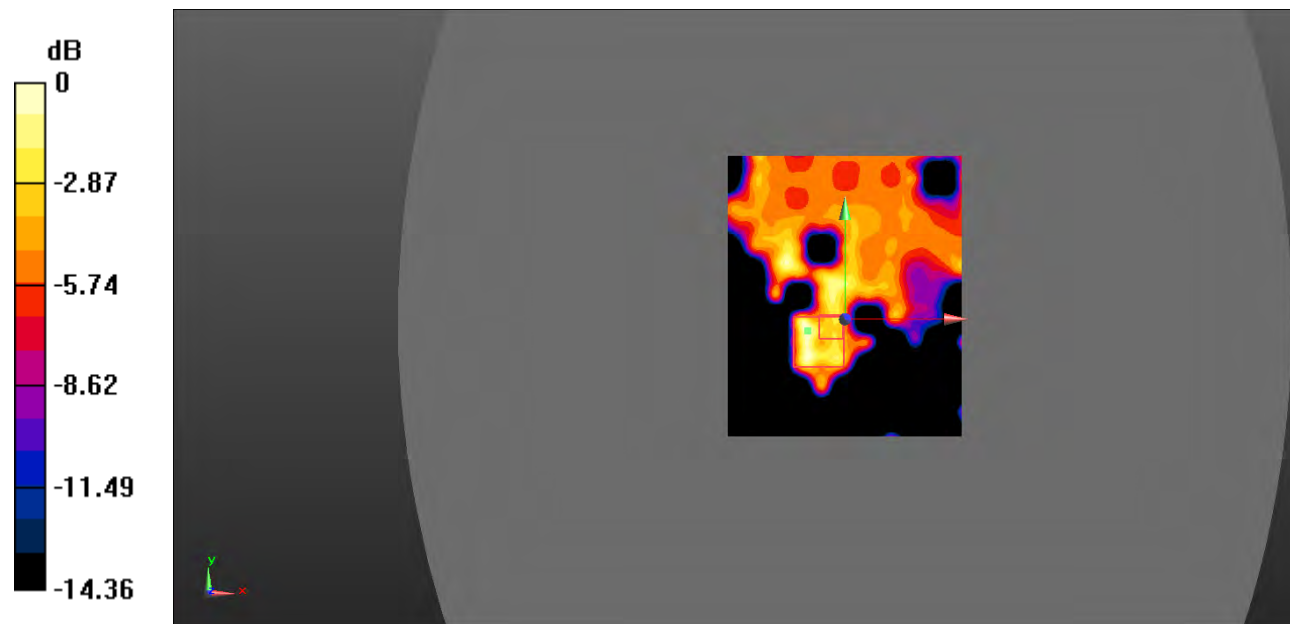
**Zoom Scan (7x7x7)/Cube 0:** Measurement grid: dx=5mm, dy=5mm, dz=5mm

Reference Value = 4.871 V/m; Power Drift = 0.40 dB

Peak SAR (extrapolated) = 0.177 W/kg

**SAR(1 g) = 0.082 W/kg; SAR(10 g) = 0.0423 W/kg**

Maximum value of SAR (measured) = 0.117 W/kg



0 dB = 0.117 W/kg = -9.32 dBW/kg

**Test Plot 51#: WCDMA Band 5\_Head Left Cheek\_Middle**

**DUT: Smart Phone; Type: S4005L; Serial: 19010300205;**

Communication System: Communication System: UID 0, WCDMA; Frequency: 836.6 MHz;Duty Cycle: 1:1  
 Medium parameters used:  $f = 836.6 \text{ MHz}$ ;  $\sigma = 0.889 \text{ S/m}$ ;  $\epsilon_r = 42.093$ ;  $\rho = 1000 \text{ kg/m}^3$  ;  
 Phantom section: Left Section

DASY5 Configuration:

- Probe: EX3DV4 - SN7522; ConvF(9.46, 9.46, 9.46); Calibrated: 2018/11/2;
- Sensor-Surface: 4mm (Mechanical Surface Detection)
- Electronics: DAE4 SN1562;Calibrated: 2018/11/6
- Phantom: SAM-Twin V8.0 P1aP2a; Type: QD 000 P41 AA; Serial: 1962
- Measurement SW: DASY52, Version 52.10 (2);

**Area Scan (61x81x1):** Interpolated grid:  $dx=1.500 \text{ mm}$ ,  $dy=1.500 \text{ mm}$

Maximum value of SAR (interpolated) = 0.0900 W/kg

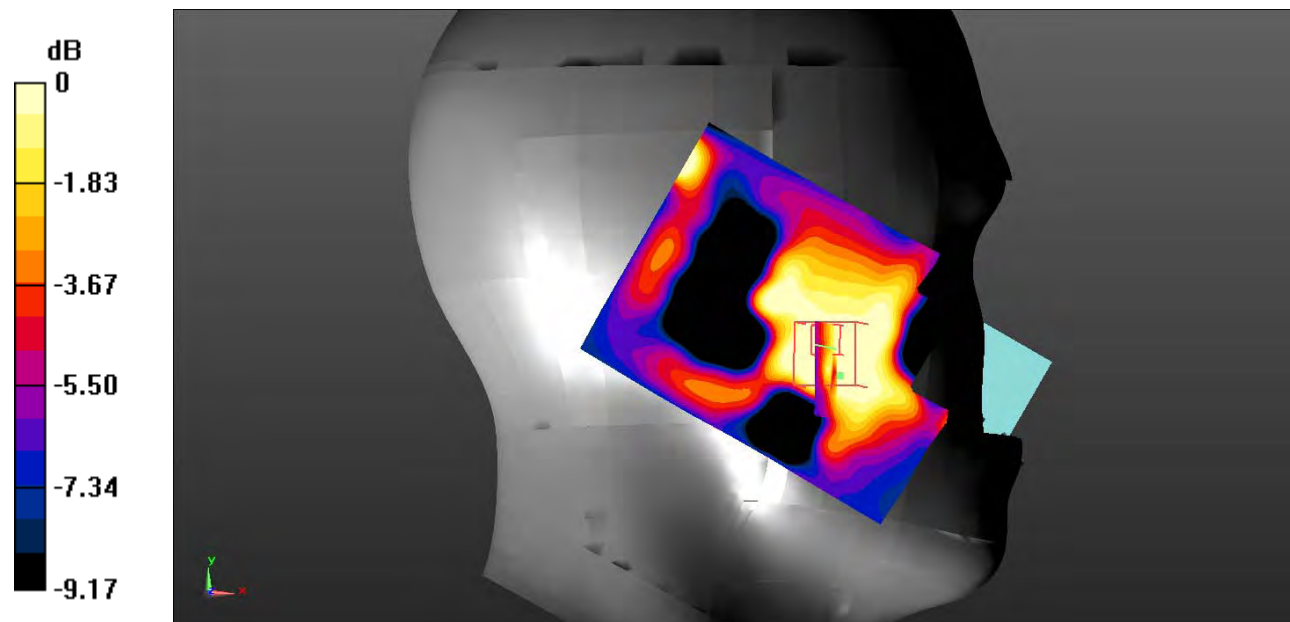
**Zoom Scan (5x5x7)/Cube 0:** Measurement grid:  $dx=8\text{mm}$ ,  $dy=8\text{mm}$ ,  $dz=5\text{mm}$

Reference Value = 4.519 V/m; Power Drift = 0.48 dB

Peak SAR (extrapolated) = 0.136 W/kg

**SAR(1 g) = 0.066 W/kg; SAR(10 g) = 0.045 W/kg**

Maximum value of SAR (measured) = 0.0657 W/kg



0 dB = 0.0657 W/kg = -11.82 dBW/kg

**Test Plot 52#: WCDMA Band 5\_Head Left Tilt\_Middle**

**DUT: Smart Phone; Type: S4005L; Serial: 19010300205;**

Communication System: Communication System: UID 0, WCDMA; Frequency: 836.6 MHz;Duty Cycle: 1:1  
 Medium parameters used:  $f = 836.6 \text{ MHz}$ ;  $\sigma = 0.889 \text{ S/m}$ ;  $\epsilon_r = 42.093$ ;  $\rho = 1000 \text{ kg/m}^3$  ;  
 Phantom section: Left Section

DASY5 Configuration:

- Probe: EX3DV4 - SN7522; ConvF(9.46, 9.46, 9.46); Calibrated: 2018/11/2;
- Sensor-Surface: 4mm (Mechanical Surface Detection)
- Electronics: DAE4 SN1562;Calibrated: 2018/11/6
- Phantom: SAM-Twin V8.0 P1aP2a; Type: QD 000 P41 AA; Serial: 1962
- Measurement SW: DASY52, Version 52.10 (2);

**Area Scan (61x81x1):** Interpolated grid:  $dx=1.500 \text{ mm}$ ,  $dy=1.500 \text{ mm}$

Maximum value of SAR (interpolated) = 0.0639 W/kg


**Zoom Scan (5x5x7)/Cube 0:** Measurement grid:  $dx=8\text{mm}$ ,  $dy=8\text{mm}$ ,  $dz=5\text{mm}$

Reference Value = 5.451 V/m; Power Drift = 0.39 dB

Peak SAR (extrapolated) = 0.0570 W/kg

**SAR(1 g) = 0.046 W/kg; SAR(10 g) = 0.035 W/kg**

Maximum value of SAR (measured) = 0.0480 W/kg



0 dB = 0.0480 W/kg = -13.19 dBW/kg

**Test Plot 53#: WCDMA Band 5\_Head Right Cheek\_Low****DUT: Smart Phone; Type: S4005L; Serial: 19010300205;**

Communication System: Communication System: UID 0, WCDMA; Frequency: 826.4 MHz; Duty Cycle: 1:1  
Medium parameters used:  $f = 826.4$  MHz;  $\sigma = 0.867$  S/m;  $\epsilon_r = 42.242$ ;  $\rho = 1000$  kg/m<sup>3</sup> ;  
Phantom section: Right Section

DASY5 Configuration:

- Probe: EX3DV4 - SN7522; ConvF(9.46, 9.46, 9.46); Calibrated: 2018/11/2;
- Sensor-Surface: 4mm (Mechanical Surface Detection)
- Electronics: DAE4 SN1562; Calibrated: 2018/11/6
- Phantom: SAM-Twin V8.0 P1aP2a; Type: QD 000 P41 AA; Serial: 1962
- Measurement SW: DASY52, Version 52.10 (2);

**Area Scan (61x81x1):** Interpolated grid: dx=1.500 mm, dy=1.500 mm

Maximum value of SAR (interpolated) = 0.0846 W/kg

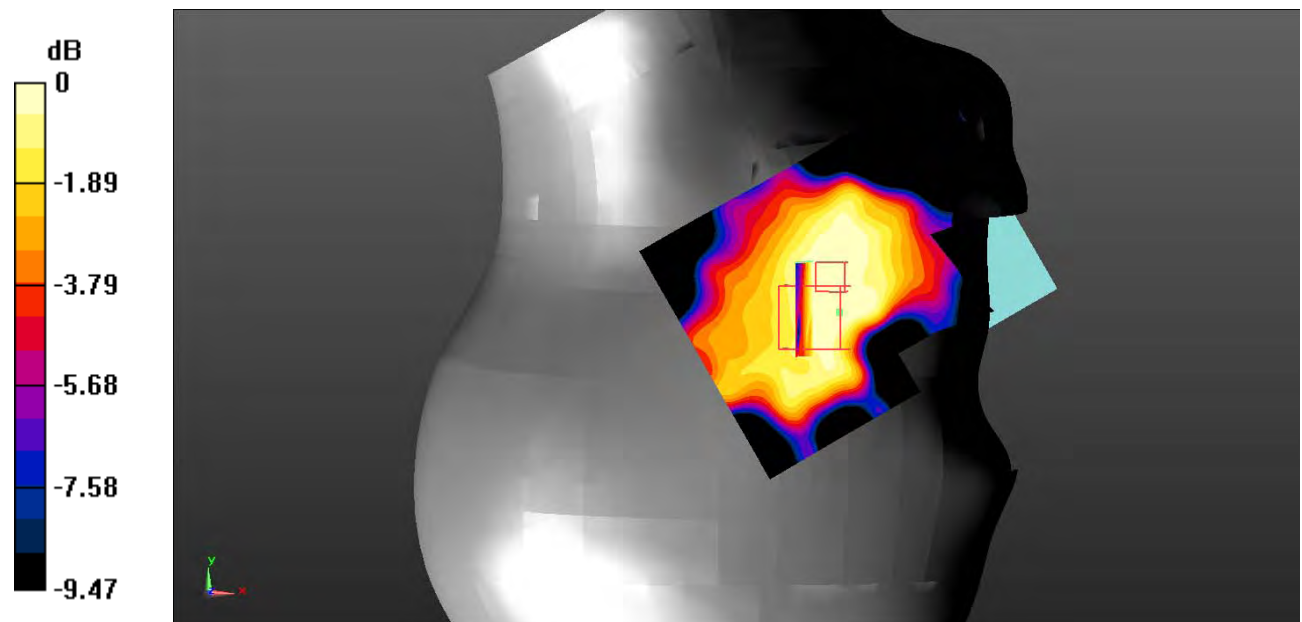
**Zoom Scan (5x5x7)/Cube 0:** Measurement grid: dx=8mm, dy=8mm, dz=5mm

Reference Value = 4.632 V/m; Power Drift = 0.28 dB

Peak SAR (extrapolated) = 0.230 W/kg

**SAR(1 g) = 0.075 W/kg; SAR(10 g) = 0.042 W/kg**

Maximum value of SAR (measured) = 0.0768 W/kg



0 dB = 0.0768 W/kg = -11.15 dBW/kg

**Test Plot 54#: WCDMA Band 5\_Head Right Cheek\_Middle**

**DUT: Smart Phone; Type: S4005L; Serial: 19010300205;**

Communication System: Communication System: UID 0, WCDMA; Frequency: 836.6 MHz; Duty Cycle: 1:1  
 Medium parameters used:  $f = 836.6 \text{ MHz}$ ;  $\sigma = 0.889 \text{ S/m}$ ;  $\epsilon_r = 42.093$ ;  $\rho = 1000 \text{ kg/m}^3$  ;  
 Phantom section: Right Section

DASY5 Configuration:

- Probe: EX3DV4 - SN7522; ConvF(9.46, 9.46, 9.46); Calibrated: 2018/11/2;
- Sensor-Surface: 4mm (Mechanical Surface Detection)
- Electronics: DAE4 SN1562; Calibrated: 2018/11/6
- Phantom: SAM-Twin V8.0 P1aP2a; Type: QD 000 P41 AA; Serial: 1962
- Measurement SW: DASY52, Version 52.10 (2);

**Area Scan (61x81x1):** Interpolated grid:  $dx=1.500 \text{ mm}$ ,  $dy=1.500 \text{ mm}$

Maximum value of SAR (interpolated) = 0.147 W/kg

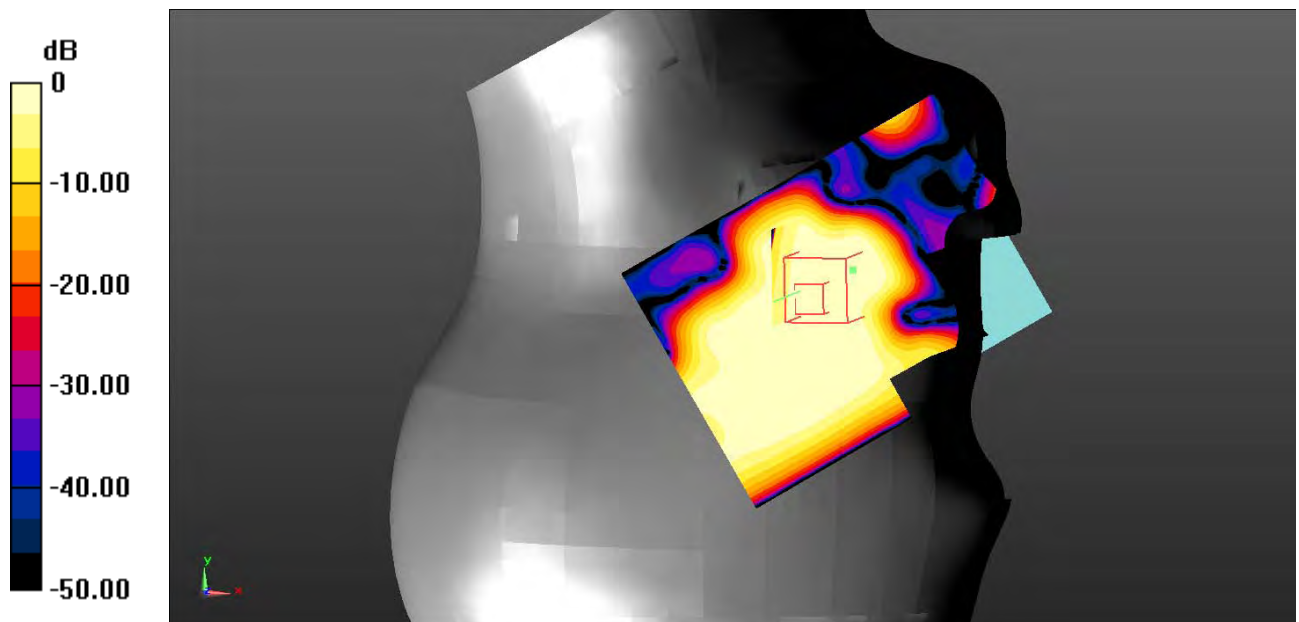
**Zoom Scan (5x5x7)/Cube 0:** Measurement grid:  $dx=8\text{mm}$ ,  $dy=8\text{mm}$ ,  $dz=5\text{mm}$

Reference Value = 4.476 V/m; Power Drift = 0.40 dB

Peak SAR (extrapolated) = 0.0980 W/kg

**SAR(1 g) = 0.073 W/kg; SAR(10 g) = 0.048 W/kg**

Maximum value of SAR (measured) = 0.0761 W/kg



0 dB = 0.0761 W/kg = -11.19 dBW/kg

**Test Plot 55#: WCDMA Band 5\_Head Right Cheek\_High**

**DUT: Smart Phone; Type: S4005L; Serial: 19010300205;**

Communication System: Communication System: UID 0, WCDMA; Frequency: 846.6 MHz; Duty Cycle: 1:1  
 Medium parameters used:  $f = 846.6 \text{ MHz}$ ;  $\sigma = 0.897 \text{ S/m}$ ;  $\epsilon_r = 42.068$ ;  $\rho = 1000 \text{ kg/m}^3$  ;  
 Phantom section: Right Section

DASY5 Configuration:

- Probe: EX3DV4 - SN7522; ConvF(9.46, 9.46, 9.46); Calibrated: 2018/11/2;
- Sensor-Surface: 4mm (Mechanical Surface Detection)
- Electronics: DAE4 SN1562; Calibrated: 2018/11/6
- Phantom: SAM-Twin V8.0 P1aP2a; Type: QD 000 P41 AA; Serial: 1962
- Measurement SW: DASY52, Version 52.10 (2);

**Area Scan (61x81x1):** Interpolated grid:  $dx=1.500 \text{ mm}$ ,  $dy=1.500 \text{ mm}$

Maximum value of SAR (interpolated) = 0.0808 W/kg

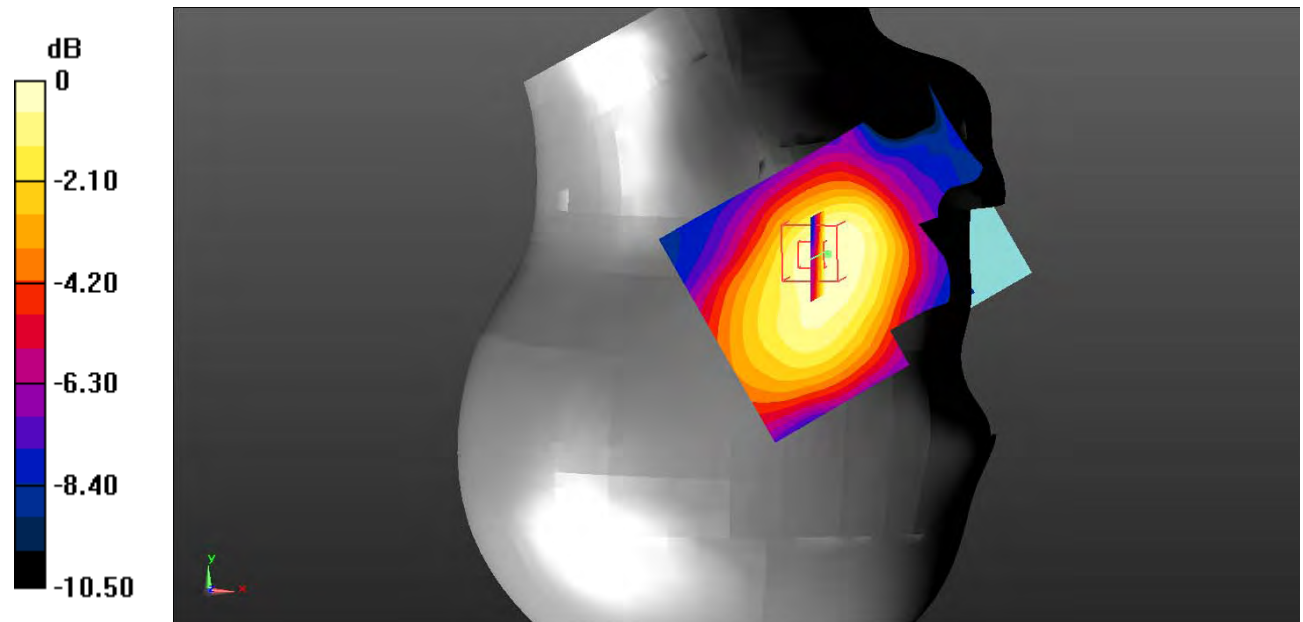
**Zoom Scan (5x5x7)/Cube 0:** Measurement grid:  $dx=8\text{mm}$ ,  $dy=8\text{mm}$ ,  $dz=5\text{mm}$

Reference Value = 4.654 V/m; Power Drift = 0.83 dB

Peak SAR (extrapolated) = 0.247 W/kg

**SAR(1 g) = 0.073 W/kg; SAR(10 g) = 0.042 W/kg**

Maximum value of SAR (measured) = 0.0769 W/kg



0 dB = 0.0769 W/kg = -11.14 dBW/kg

**Test Plot 56#: WCDMA Band 5\_Head Right Tilt\_Middle**

**DUT: Smart Phone; Type: S4005L; Serial: 19010300205;**

Communication System: Communication System: UID 0, WCDMA; Frequency: 836.6 MHz;Duty Cycle: 1:1  
 Medium parameters used:  $f = 836.6 \text{ MHz}$ ;  $\sigma = 0.889 \text{ S/m}$ ;  $\epsilon_r = 42.093$ ;  $\rho = 1000 \text{ kg/m}^3$  ;  
 Phantom section: Right Section

DASY5 Configuration:

- Probe: EX3DV4 - SN7522; ConvF(9.46, 9.46, 9.46); Calibrated: 2018/11/2;
- Sensor-Surface: 4mm (Mechanical Surface Detection)
- Electronics: DAE4 SN1562;Calibrated: 2018/11/6
- Phantom: SAM-Twin V8.0 P1aP2a; Type: QD 000 P41 AA; Serial: 1962
- Measurement SW: DASY52, Version 52.10 (2);

**Area Scan (61x81x1):** Interpolated grid:  $dx=1.500 \text{ mm}$ ,  $dy=1.500 \text{ mm}$

Maximum value of SAR (interpolated) = 0.0926 W/kg

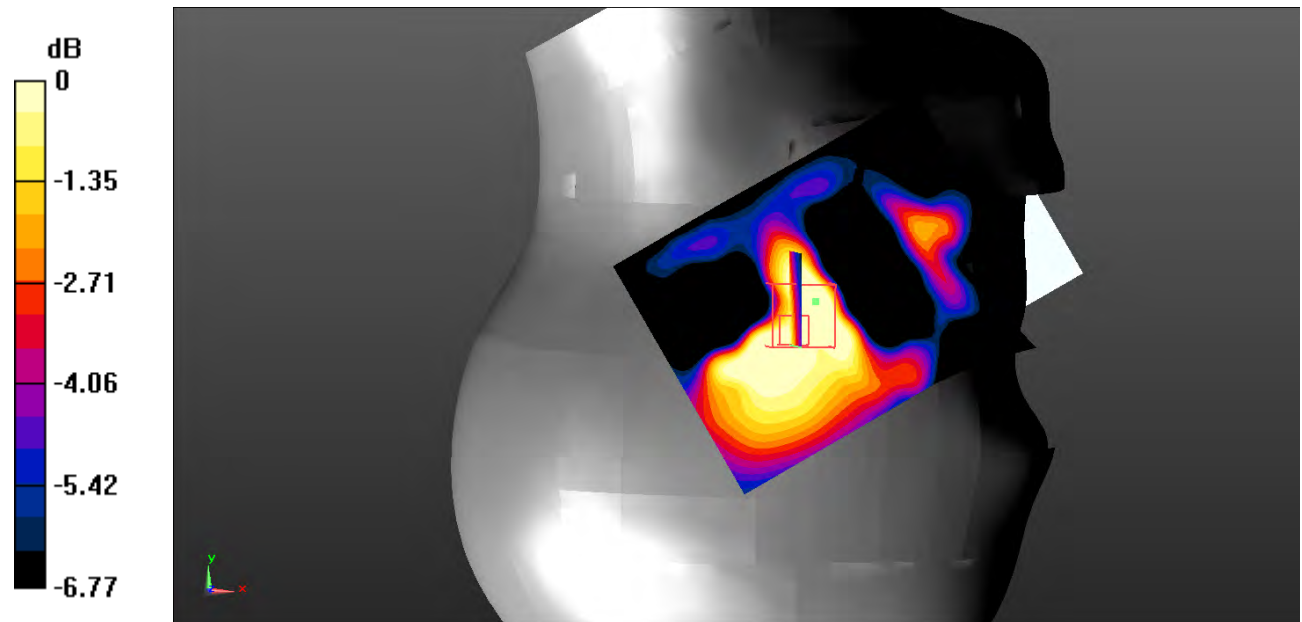
**Zoom Scan (5x5x7)/Cube 0:** Measurement grid:  $dx=8\text{mm}$ ,  $dy=8\text{mm}$ ,  $dz=5\text{mm}$

Reference Value = 6.254 V/m; Power Drift = 0.19 dB

Peak SAR (extrapolated) = 0.0700 W/kg

**SAR(1 g) = 0.054 W/kg; SAR(10 g) = 0.040 W/kg**

Maximum value of SAR (measured) = 0.0591 W/kg



0 dB = 0.0591 W/kg = -12.28 dBW/kg



**Test Plot 57#: WCDMA Band 5\_Body Back\_Low**

**DUT: Smart Phone; Type: S4005L; Serial: 19010300205;**

Communication System: Communication System: UID 0, WCDMA; Frequency: 826.4 MHz; Duty Cycle: 1:1  
 Medium parameters used:  $f = 826.4 \text{ MHz}$ ;  $\sigma = 0.945 \text{ S/m}$ ;  $\epsilon_r = 57.54$ ;  $\rho = 1000 \text{ kg/m}^3$  ;  
 Phantom section: Flat Section

DASY5 Configuration:

- Probe: EX3DV4 - SN7522; ConvF(9.54, 9.54, 9.54); Calibrated: 2018/11/2;
- Sensor-Surface: 4mm (Mechanical Surface Detection)
- Electronics: DAE4 SN1562; Calibrated: 2018/11/6
- Phantom: ELI V8.0 P1aP2a; Type: QD OVA 004 AA; Serial: 2092
- Measurement SW: DASY52, Version 52.10 (2);

**Area Scan (61x81x1):** Interpolated grid:  $dx=1.500 \text{ mm}$ ,  $dy=1.500 \text{ mm}$

Maximum value of SAR (interpolated) = 0.113 W/kg

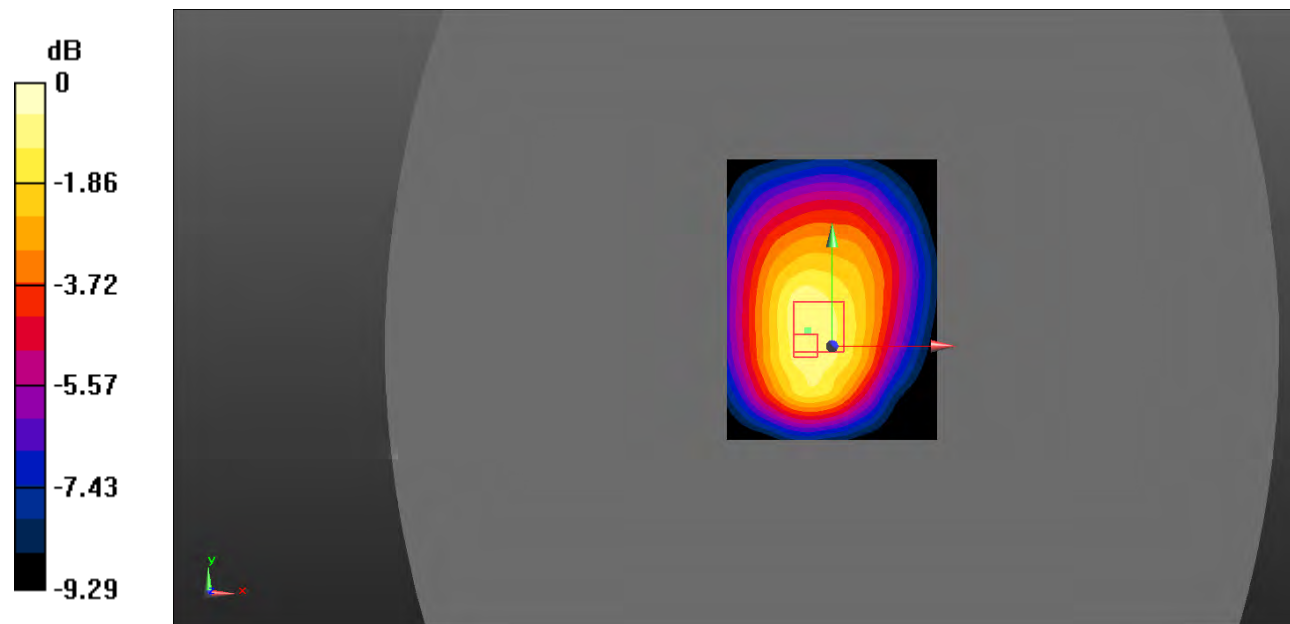
**Zoom Scan (7x7x7)/Cube 0:** Measurement grid:  $dx=5\text{mm}$ ,  $dy=5\text{mm}$ ,  $dz=5\text{mm}$

Reference Value = 10.26 V/m; Power Drift = 0.01 dB

Peak SAR (extrapolated) = 0.197 W/kg

**SAR(1 g) = 0.112 W/kg; SAR(10 g) = 0.077 W/kg**

Maximum value of SAR (measured) = 0.131 W/kg



0 dB = 0.131 W/kg = -8.83 dBW/kg

**Test Plot 58#: WCDMA Band 5\_Body Back\_Middle**

**DUT: Smart Phone; Type: S4005L; Serial: 19010300205;**

Communication System: Communication System: UID 0, WCDMA; Frequency: 836.6 MHz; Duty Cycle: 1:1  
 Medium parameters used:  $f = 836.6 \text{ MHz}$ ;  $\sigma = 0.959 \text{ S/m}$ ;  $\epsilon_r = 56.541$ ;  $\rho = 1000 \text{ kg/m}^3$  ;  
 Phantom section: Flat Section

DASY5 Configuration:

- Probe: EX3DV4 - SN7522; ConvF(9.54, 9.54, 9.54); Calibrated: 2018/11/2;
- Sensor-Surface: 4mm (Mechanical Surface Detection)
- Electronics: DAE4 SN1562; Calibrated: 2018/11/6
- Phantom: ELI V8.0 P1aP2a; Type: QD OVA 004 AA; Serial: 2092
- Measurement SW: DASY52, Version 52.10 (2);

**Area Scan (101x131x1):** Interpolated grid: dx=1.000 mm, dy=1.000 mm

Maximum value of SAR (interpolated) = 0.125 W/kg


**Zoom Scan (7x7x7)/Cube 0:** Measurement grid: dx=5mm, dy=5mm, dz=5mm

Reference Value = 10.25 V/m; Power Drift = 0.66 dB

Peak SAR (extrapolated) = 0.188 W/kg

**SAR(1 g) = 0.114 W/kg; SAR(10 g) = 0.080 W/kg**

Maximum value of SAR (measured) = 0.127 W/kg



0 dB = 0.127 W/kg = -8.96 dBW/kg

**Test Plot 59#: WCDMA Band 5\_Body Back\_High**

**DUT: Smart Phone; Type: S4005L; Serial: 19010300205;**

Communication System: Communication System: UID 0, WCDMA; Frequency: 846.6 MHz; Duty Cycle: 1:1  
 Medium parameters used:  $f = 846.6 \text{ MHz}$ ;  $\sigma = 0.963 \text{ S/m}$ ;  $\epsilon_r = 56.793$ ;  $\rho = 1000 \text{ kg/m}^3$  ;  
 Phantom section: Flat Section

DASY5 Configuration:

- Probe: EX3DV4 - SN7522; ConvF(9.54, 9.54, 9.54); Calibrated: 2018/11/2;
- Sensor-Surface: 4mm (Mechanical Surface Detection)
- Electronics: DAE4 SN1562; Calibrated: 2018/11/6
- Phantom: ELI V8.0 P1aP2a; Type: QD OVA 004 AA; Serial: 2092
- Measurement SW: DASY52, Version 52.10 (2);

**Area Scan (61x81x1):** Interpolated grid:  $dx=1.500 \text{ mm}$ ,  $dy=1.500 \text{ mm}$

Maximum value of SAR (interpolated) = 0.118 W/kg

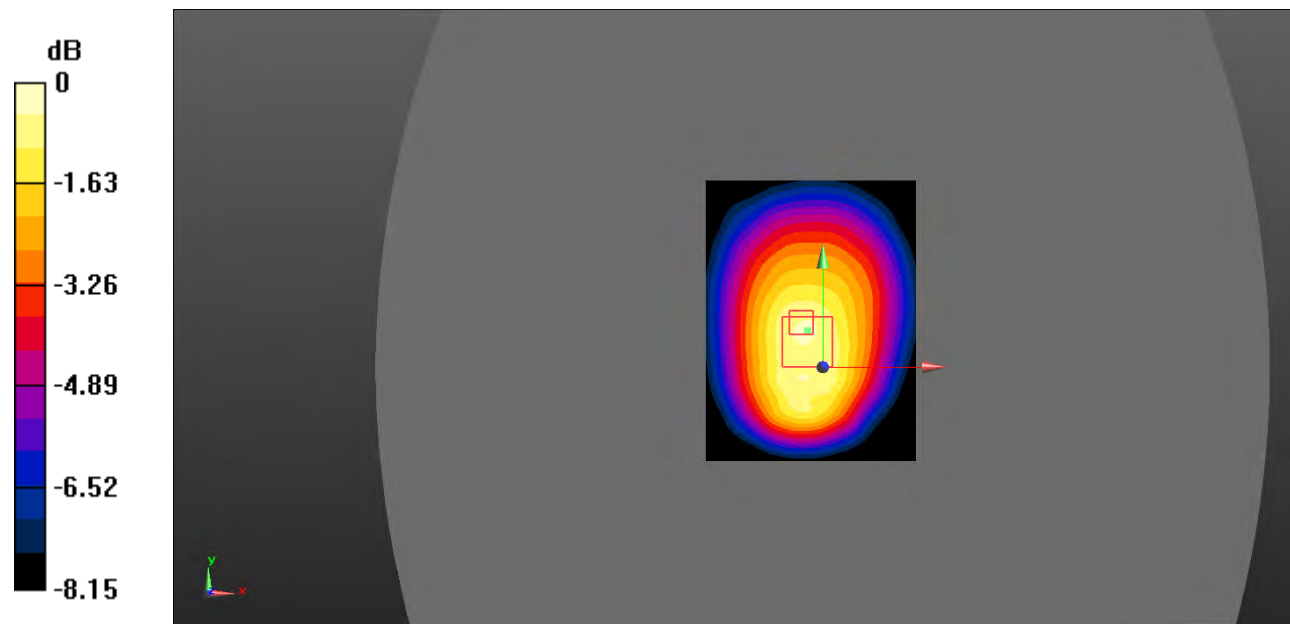
**Zoom Scan (7x7x7)/Cube 0:** Measurement grid:  $dx=5\text{mm}$ ,  $dy=5\text{mm}$ ,  $dz=5\text{mm}$

Reference Value = 10.72 V/m; Power Drift = 0.03 dB

Peak SAR (extrapolated) = 0.208 W/kg

**SAR(1 g) = 0.115 W/kg; SAR(10 g) = 0.084 W/kg**

Maximum value of SAR (measured) = 0.131 W/kg



0 dB = 0.131 W/kg = -8.83 dBW/kg

**Test Plot 60#: WCDMA Band 5\_Body Left\_Middle**

**DUT: Smart Phone; Type: S4005L; Serial: 19010300205;**

Communication System: Communication System: UID 0, WCDMA; Frequency: 836.6 MHz;Duty Cycle: 1:1  
 Medium parameters used:  $f = 836.6 \text{ MHz}$ ;  $\sigma = 0.959 \text{ S/m}$ ;  $\epsilon_r = 56.541$ ;  $\rho = 1000 \text{ kg/m}^3$  ;  
 Phantom section: Flat Section

DASY5 Configuration:

- Probe: EX3DV4 - SN7522; ConvF(9.54, 9.54, 9.54); Calibrated: 2018/11/2;
- Sensor-Surface: 4mm (Mechanical Surface Detection)
- Electronics: DAE4 SN1562;Calibrated: 2018/11/6
- Phantom: ELI V8.0 P1aP2a; Type: QD OVA 004 AA; Serial: 2092
- Measurement SW: DASY52, Version 52.10 (2);

**Area Scan (61x81x1):** Interpolated grid:  $dx=1.500 \text{ mm}$ ,  $dy=1.500 \text{ mm}$

Maximum value of SAR (interpolated) =  $0.0192 \text{ W/kg}$

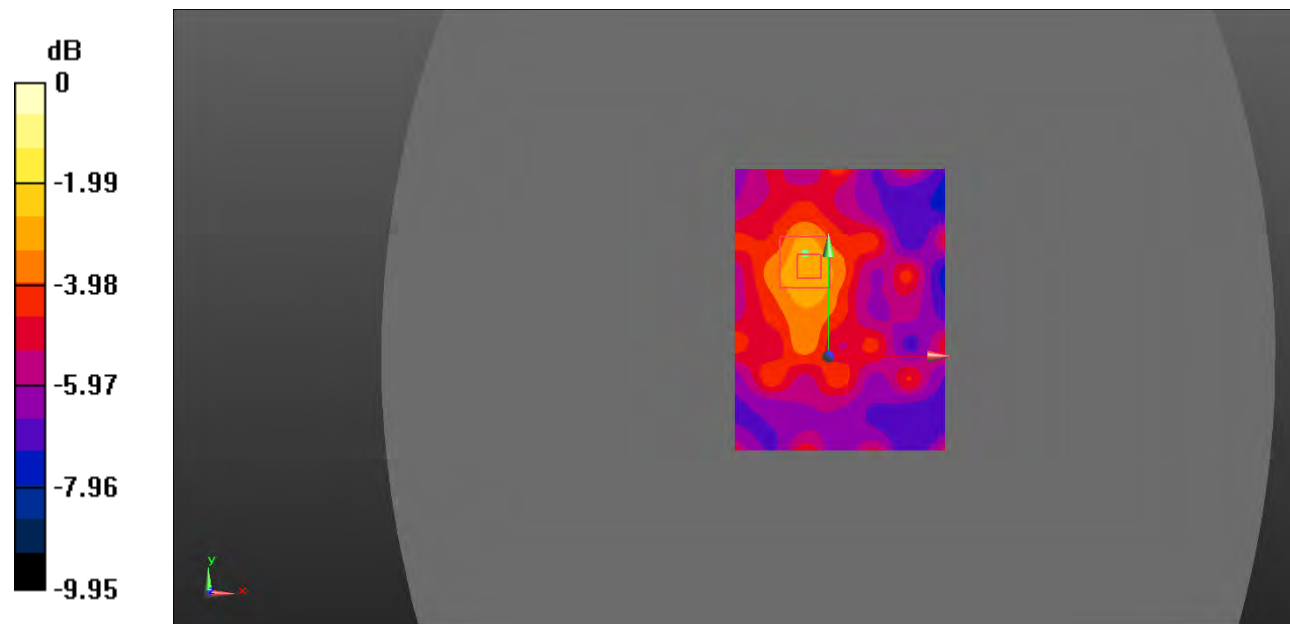
**Zoom Scan (7x7x7)/Cube 0:** Measurement grid:  $dx=5\text{mm}$ ,  $dy=5\text{mm}$ ,  $dz=5\text{mm}$

Reference Value =  $3.761 \text{ V/m}$ ; Power Drift =  $0.07 \text{ dB}$

Peak SAR (extrapolated) =  $0.0580 \text{ W/kg}$

**SAR(1 g) =  $0.018 \text{ W/kg}$ ; SAR(10 g) =  $0.013 \text{ W/kg}$**

Maximum value of SAR (measured) =  $0.0376 \text{ W/kg}$



0 dB =  $0.0376 \text{ W/kg}$  =  $-14.25 \text{ dBW/kg}$

**Test Plot 61#: WCDMA Band 5\_Body Right\_Middle**

**DUT: Smart Phone; Type: S4005L; Serial: 19010300205;**

Communication System: Communication System: UID 0, WCDMA; Frequency: 836.6 MHz; Duty Cycle: 1:1  
 Medium parameters used:  $f = 836.6 \text{ MHz}$ ;  $\sigma = 0.959 \text{ S/m}$ ;  $\epsilon_r = 56.541$ ;  $\rho = 1000 \text{ kg/m}^3$  ;  
 Phantom section: Flat Section

DASY5 Configuration:

- Probe: EX3DV4 - SN7522; ConvF(9.54, 9.54, 9.54); Calibrated: 2018/11/2;
- Sensor-Surface: 4mm (Mechanical Surface Detection)
- Electronics: DAE4 SN1562; Calibrated: 2018/11/6
- Phantom: ELI V8.0 P1aP2a; Type: QD OVA 004 AA; Serial: 2092
- Measurement SW: DASY52, Version 52.10 (2);

**Area Scan (101x131x1):** Interpolated grid:  $dx=1.000 \text{ mm}$ ,  $dy=1.000 \text{ mm}$

Maximum value of SAR (interpolated) = 0.0603 W/kg


**Zoom Scan (7x7x7)/Cube 0:** Measurement grid:  $dx=5\text{mm}$ ,  $dy=5\text{mm}$ ,  $dz=5\text{mm}$

Reference Value = 5.858 V/m; Power Drift = -0.75 dB

Peak SAR (extrapolated) = 0.0420 W/kg

**SAR(1 g) = 0.030 W/kg; SAR(10 g) = 0.018 W/kg**

Maximum value of SAR (measured) = 0.0329 W/kg



0 dB = 0.0329 W/kg = -14.83 dBW/kg

**Test Plot 62#: WCDMA Band 5\_Body Bottom\_Middle**

**DUT: Smart Phone; Type: S4005L; Serial: 19010300205;**

Communication System: Communication System: UID 0, WCDMA; Frequency: 836.6 MHz; Duty Cycle: 1:1  
 Medium parameters used:  $f = 836.6 \text{ MHz}$ ;  $\sigma = 0.959 \text{ S/m}$ ;  $\epsilon_r = 56.541$ ;  $\rho = 1000 \text{ kg/m}^3$  ;  
 Phantom section: Flat Section

DASY5 Configuration:

- Probe: EX3DV4 - SN7522; ConvF(9.54, 9.54, 9.54); Calibrated: 2018/11/2;
- Sensor-Surface: 4mm (Mechanical Surface Detection)
- Electronics: DAE4 SN1562; Calibrated: 2018/11/6
- Phantom: ELI V8.0 P1aP2a; Type: QD OVA 004 AA; Serial: 2092
- Measurement SW: DASY52, Version 52.10 (2);

**Area Scan (61x81x1):** Interpolated grid:  $dx=1.500 \text{ mm}$ ,  $dy=1.500 \text{ mm}$

Maximum value of SAR (interpolated) = 0.0181 W/kg


**Zoom Scan (7x7x7)/Cube 0:** Measurement grid:  $dx=5\text{mm}$ ,  $dy=5\text{mm}$ ,  $dz=5\text{mm}$

Reference Value = 4.240 V/m; Power Drift = -0.14 dB

Peak SAR (extrapolated) = 0.0250 W/kg

**SAR(1 g) = 0.018 W/kg; SAR(10 g) = 0.015 W/kg**

Maximum value of SAR (measured) = 0.0184 W/kg



0 dB = 0.0184 W/kg = -17.35 dBW/kg

**Test Plot 63#: LTE Band 2\_Head Left Cheek\_1RB\_Middle**

**DUT: Smart Phone; Type: S4005L; Serial: 19010300205;**

Communication System: Generic FDD-LTE; Frequency: 1880 MHz;Duty Cycle: 1:1  
 Medium parameters used:  $f = 1880 \text{ MHz}$ ;  $\sigma = 1.383 \text{ S/m}$ ;  $\epsilon_r = 40.486$ ;  $\rho = 1000 \text{ kg/m}^3$  ;  
 Phantom section: Left Section

DASY5 Configuration:

- Probe: EX3DV4 - SN7522; ConvF(7.91, 7.91, 7.91); Calibrated: 2018/11/2;
- Sensor-Surface: 4mm (Mechanical Surface Detection)
- Electronics: DAE4 SN1562;Calibrated: 2018/11/6
- Phantom: SAM-Twin V8.0 P1aP2a; Type: QD 000 P41 AA; Serial: 1962
- Measurement SW: DASY52, Version 52.10 (2);

**Area Scan (101x121x1):** Interpolated grid:  $dx=1.000 \text{ mm}$ ,  $dy=1.000 \text{ mm}$

Maximum value of SAR (interpolated) =  $0.216 \text{ W/kg}$


**Zoom Scan (5x5x7)/Cube 0:** Measurement grid:  $dx=8\text{mm}$ ,  $dy=8\text{mm}$ ,  $dz=5\text{mm}$

Reference Value =  $4.490 \text{ V/m}$ ; Power Drift =  $0.85 \text{ dB}$

Peak SAR (extrapolated) =  $0.315 \text{ W/kg}$

**SAR(1 g) =  $0.204 \text{ W/kg}$ ; SAR(10 g) =  $0.129 \text{ W/kg}$**

Maximum value of SAR (measured) =  $0.219 \text{ W/kg}$



0 dB =  $0.219 \text{ W/kg} = -6.60 \text{ dBW/kg}$

**Test Plot 64#: LTE Band 2\_Head Left Cheek\_50%RB\_Middle**

**DUT: Smart Phone; Type: S4005L; Serial: 19010300205;**

Communication System: Generic FDD-LTE; Frequency: 1880 MHz;Duty Cycle: 1:1  
 Medium parameters used:  $f = 1880 \text{ MHz}$ ;  $\sigma = 1.383 \text{ S/m}$ ;  $\epsilon_r = 40.486$ ;  $\rho = 1000 \text{ kg/m}^3$  ;  
 Phantom section: Left Section

DASY5 Configuration:

- Probe: EX3DV4 - SN7522; ConvF(7.91, 7.91, 7.91); Calibrated: 2018/11/2;
- Sensor-Surface: 4mm (Mechanical Surface Detection)
- Electronics: DAE4 SN1562;Calibrated: 2018/11/6
- Phantom: SAM-Twin V8.0 P1aP2a; Type: QD 000 P41 AA; Serial: 1962
- Measurement SW: DASY52, Version 52.10 (2);

**Area Scan (61x81x1):** Interpolated grid:  $dx=1.500 \text{ mm}$ ,  $dy=1.500 \text{ mm}$

Maximum value of SAR (interpolated) = 0.332 W/kg

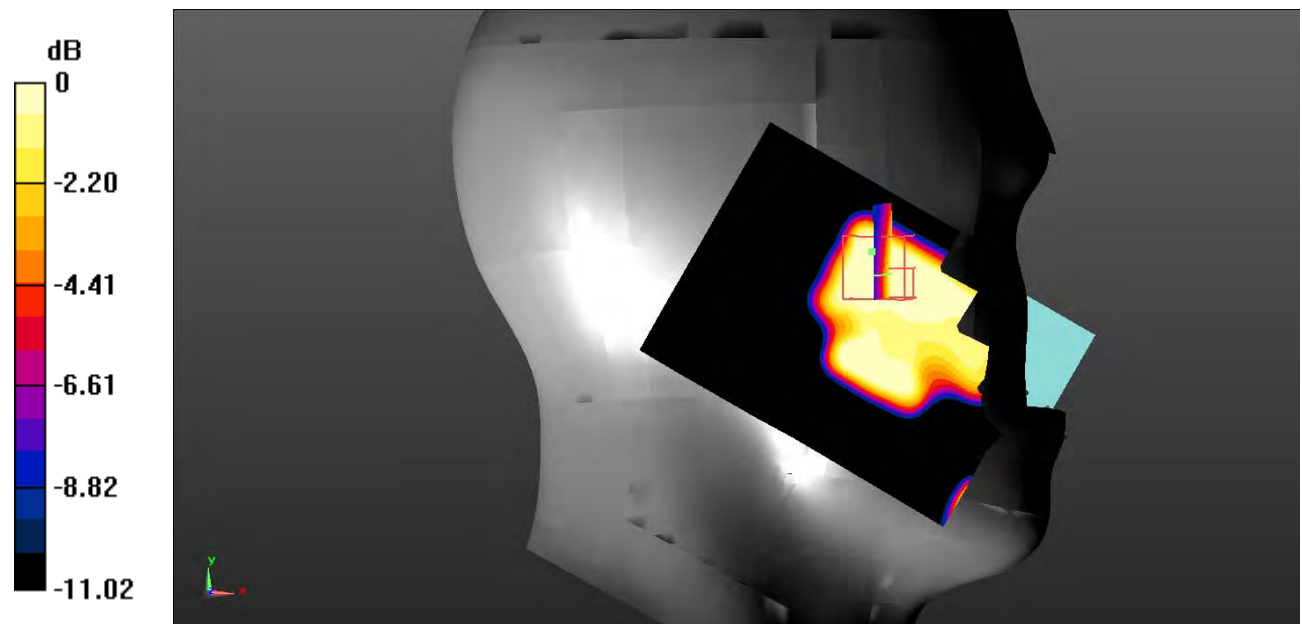
**Zoom Scan (5x5x7)/Cube 0:** Measurement grid:  $dx=8\text{mm}$ ,  $dy=8\text{mm}$ ,  $dz=5\text{mm}$

Reference Value = 4.219 V/m; Power Drift = 1.74 dB

Peak SAR (extrapolated) = 0.281 W/kg

**SAR(1 g) = 0.181 W/kg; SAR(10 g) = 0.111 W/kg**

Maximum value of SAR (measured) = 0.188 W/kg



0 dB = 0.188 W/kg = -7.26 dBW/kg



**Test Plot 65#: LTE Band 2\_Head Left Tilt\_1RB\_Middle**

**DUT: Smart Phone; Type: S4005L; Serial: 19010300205;**

Communication System: Generic FDD-LTE; Frequency: 1880 MHz;Duty Cycle: 1:1  
 Medium parameters used:  $f = 1880 \text{ MHz}$ ;  $\sigma = 1.383 \text{ S/m}$ ;  $\epsilon_r = 40.486$ ;  $\rho = 1000 \text{ kg/m}^3$  ;  
 Phantom section: Left Section

DASY5 Configuration:

- Probe: EX3DV4 - SN7522; ConvF(7.91, 7.91, 7.91); Calibrated: 2018/11/2;
- Sensor-Surface: 4mm (Mechanical Surface Detection)
- Electronics: DAE4 SN1562;Calibrated: 2018/11/6
- Phantom: SAM-Twin V8.0 P1aP2a; Type: QD 000 P41 AA; Serial: 1962
- Measurement SW: DASY52, Version 52.10 (2);

**Area Scan (61x81x1):** Interpolated grid:  $dx=1.500 \text{ mm}$ ,  $dy=1.500 \text{ mm}$

Maximum value of SAR (interpolated) = 0.0759 W/kg

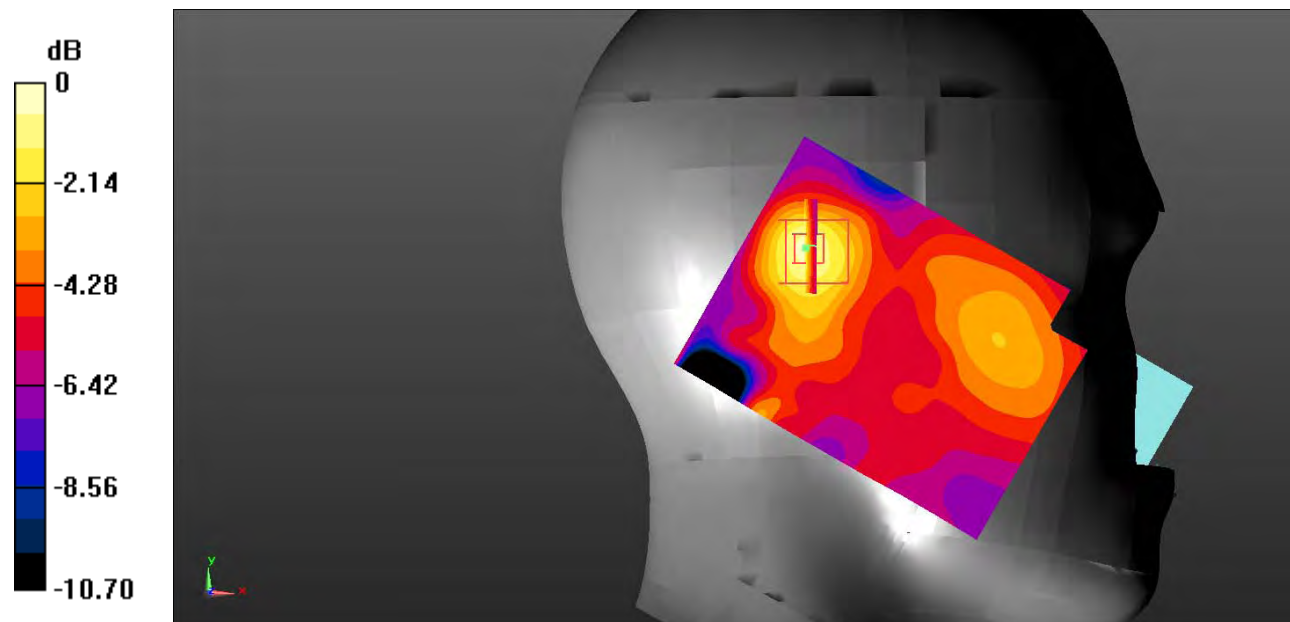
**Zoom Scan (5x5x7)/Cube 0:** Measurement grid:  $dx=8\text{mm}$ ,  $dy=8\text{mm}$ ,  $dz=5\text{mm}$

Reference Value = 6.491 V/m; Power Drift = 0.30 dB

Peak SAR (extrapolated) = 0.118 W/kg

**SAR(1 g) = 0.077 W/kg; SAR(10 g) = 0.050 W/kg**

Maximum value of SAR (measured) = 0.0839 W/kg



0 dB = 0.0839 W/kg = -10.76 dBW/kg

**Test Plot 66#: LTE Band 2\_Head Left Tilt\_50%RB\_Middle**

**DUT: Smart Phone; Type: S4005L; Serial: 19010300205;**

Communication System: Generic FDD-LTE; Frequency: 1880 MHz;Duty Cycle: 1:1  
 Medium parameters used:  $f = 1880 \text{ MHz}$ ;  $\sigma = 1.383 \text{ S/m}$ ;  $\epsilon_r = 40.486$ ;  $\rho = 1000 \text{ kg/m}^3$  ;  
 Phantom section: Left Section

DASY5 Configuration:

- Probe: EX3DV4 - SN7522; ConvF(7.91, 7.91, 7.91); Calibrated: 2018/11/2;
- Sensor-Surface: 4mm (Mechanical Surface Detection)
- Electronics: DAE4 SN1562;Calibrated: 2018/11/6
- Phantom: SAM-Twin V8.0 P1aP2a; Type: QD 000 P41 AA; Serial: 1962
- Measurement SW: DASY52, Version 52.10 (2);

**Area Scan (61x81x1):** Interpolated grid:  $dx=1.500 \text{ mm}$ ,  $dy=1.500 \text{ mm}$

Maximum value of SAR (interpolated) = 0.0889 W/kg

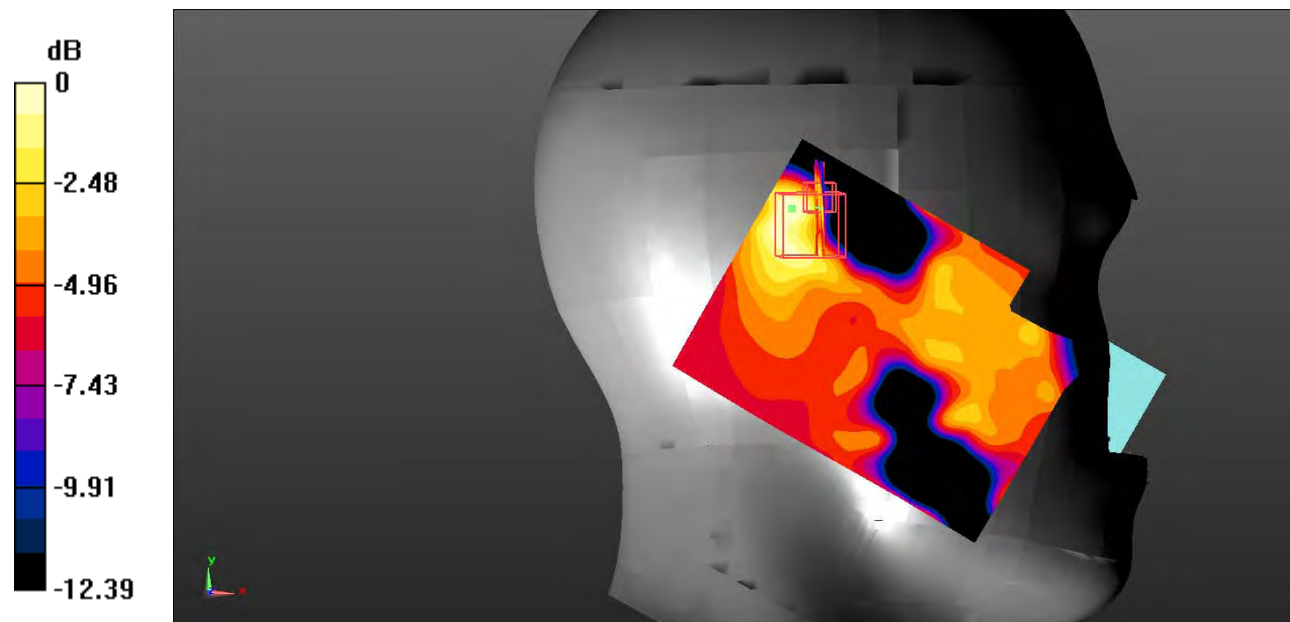
**Zoom Scan (5x5x7)/Cube 0:** Measurement grid:  $dx=8\text{mm}$ ,  $dy=8\text{mm}$ ,  $dz=5\text{mm}$

Reference Value = 5.839 V/m; Power Drift = 0.02 dB

Peak SAR (extrapolated) = 0.0840 W/kg

**SAR(1 g) = 0.012 W/kg; SAR(10 g) = 0.0031 W/kg**

Maximum value of SAR (measured) = 0.0835 W/kg



0 dB = 0.0835 W/kg = -10.78 dBW/kg

**Test Plot 67#: LTE Band 2\_Head Right Cheek\_1RB\_Low**

**DUT: Smart Phone; Type: S4005L; Serial: 19010300205;**

Communication System: Generic FDD-LTE; Frequency: 1860 MHz;Duty Cycle: 1:1  
 Medium parameters used:  $f = 1860 \text{ MHz}$ ;  $\sigma = 1.37 \text{ S/m}$ ;  $\epsilon_r = 40.312$ ;  $\rho = 1000 \text{ kg/m}^3$  ;  
 Phantom section: Right Section

DASY5 Configuration:

- Probe: EX3DV4 - SN7522; ConvF(7.91, 7.91, 7.91); Calibrated: 2018/11/2;
- Sensor-Surface: 4mm (Mechanical Surface Detection)
- Electronics: DAE4 SN1562;Calibrated: 2018/11/6
- Phantom: SAM-Twin V8.0 P1aP2a; Type: QD 000 P41 AA; Serial: 1962
- Measurement SW: DASY52, Version 52.10 (2);

**Area Scan (61x81x1):** Interpolated grid:  $dx=1.500 \text{ mm}$ ,  $dy=1.500 \text{ mm}$

Maximum value of SAR (interpolated) = 0.324 W/kg

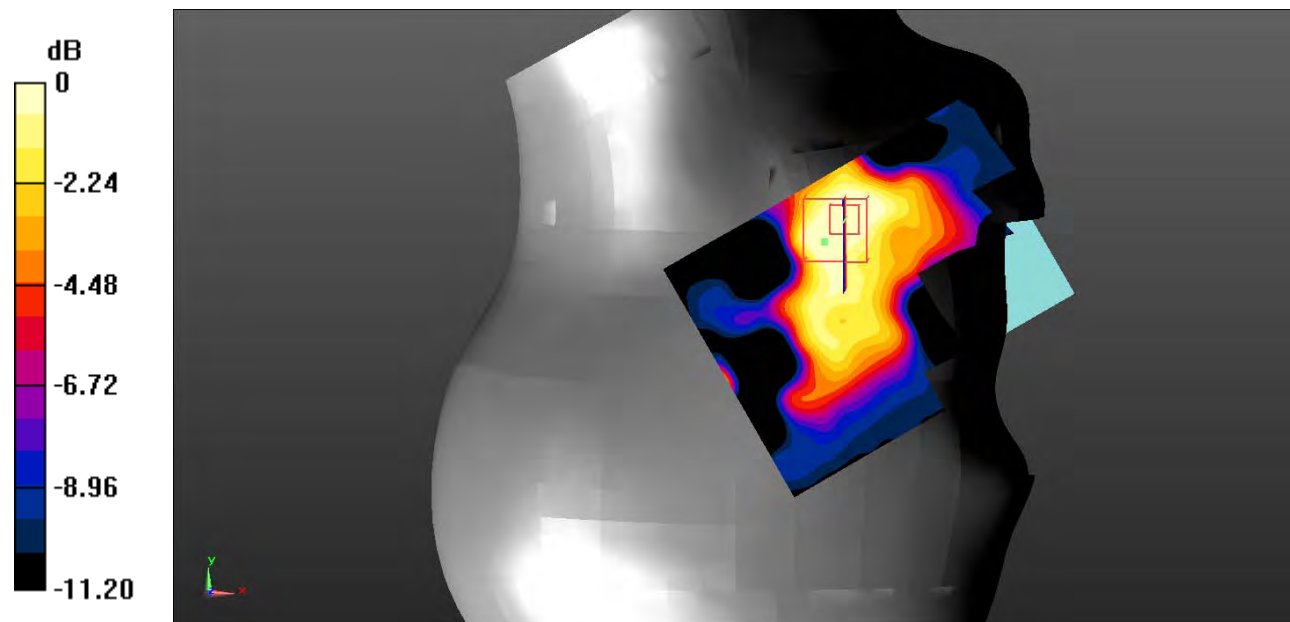
**Zoom Scan (5x5x7)/Cube 0:** Measurement grid:  $dx=8\text{mm}$ ,  $dy=8\text{mm}$ ,  $dz=5\text{mm}$

Reference Value = 4.444 V/m; Power Drift = 0.78 dB

Peak SAR (extrapolated) = 0.433 W/kg

**SAR(1 g) = 0.266 W/kg; SAR(10 g) = 0.160 W/kg**

Maximum value of SAR (measured) = 0.290 W/kg



0 dB = 0.290 W/kg = -5.38 dBW/kg

**Test Plot 68#: LTE Band 2\_Head Right Cheek\_1RB\_Middle**

**DUT: Smart Phone; Type: S4005L; Serial: 19010300205;**

Communication System: Generic FDD-LTE; Frequency: 1880 MHz;Duty Cycle: 1:1  
 Medium parameters used:  $f = 1880 \text{ MHz}$ ;  $\sigma = 1.383 \text{ S/m}$ ;  $\epsilon_r = 40.486$ ;  $\rho = 1000 \text{ kg/m}^3$  ;  
 Phantom section: Right Section

DASY5 Configuration:

- Probe: EX3DV4 - SN7522; ConvF(7.91, 7.91, 7.91); Calibrated: 2018/11/2;
- Sensor-Surface: 4mm (Mechanical Surface Detection)
- Electronics: DAE4 SN1562;Calibrated: 2018/11/6
- Phantom: SAM-Twin V8.0 P1aP2a; Type: QD 000 P41 AA; Serial: 1962
- Measurement SW: DASY52, Version 52.10 (2);

**Area Scan (61x81x1):** Interpolated grid:  $dx=1.500 \text{ mm}$ ,  $dy=1.500 \text{ mm}$

Maximum value of SAR (interpolated) =  $0.336 \text{ W/kg}$

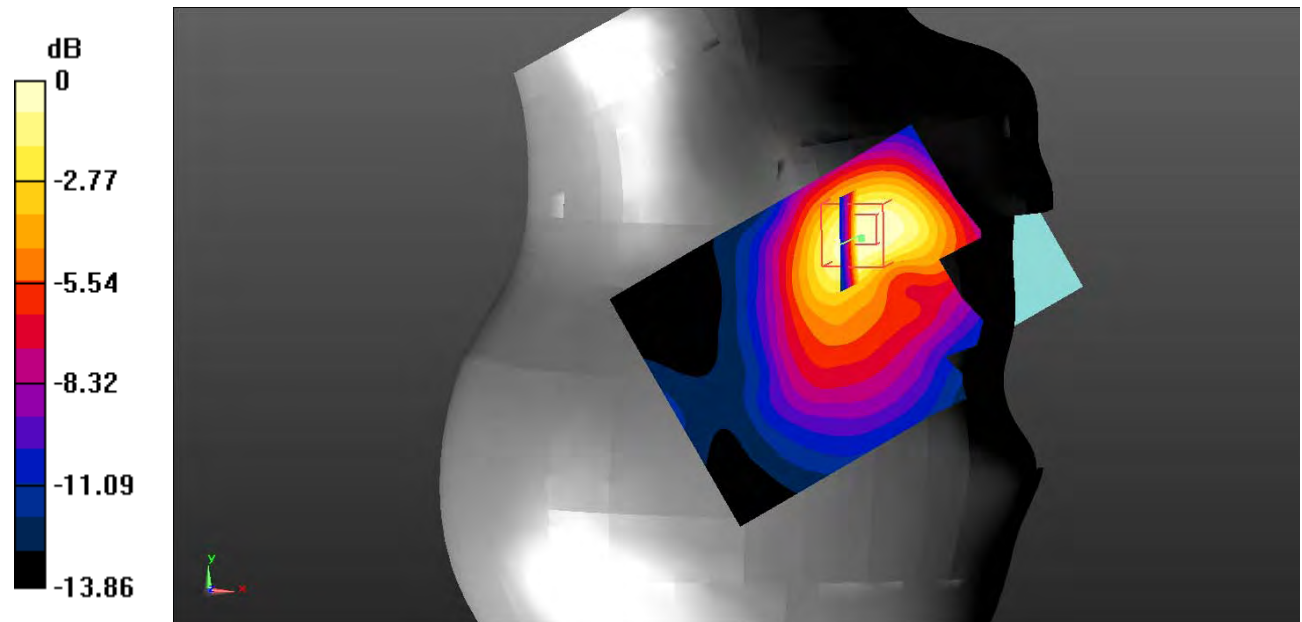
**Zoom Scan (5x5x7)/Cube 0:** Measurement grid:  $dx=8\text{mm}$ ,  $dy=8\text{mm}$ ,  $dz=5\text{mm}$

Reference Value =  $3.300 \text{ V/m}$ ; Power Drift =  $0.098 \text{ dB}$

Peak SAR (extrapolated) =  $0.540 \text{ W/kg}$

**SAR(1 g) =  $0.307 \text{ W/kg}$ ; SAR(10 g) =  $0.168 \text{ W/kg}$**

Maximum value of SAR (measured) =  $0.334 \text{ W/kg}$



0 dB =  $0.334 \text{ W/kg}$  =  $-4.76 \text{ dBW/kg}$

**Test Plot 69#: LTE Band 2\_Head Right Cheek\_1RB\_High**

**DUT: Smart Phone; Type: S4005L; Serial: 19010300205;**

Communication System: Generic FDD-LTE; Frequency: 1900 MHz;Duty Cycle: 1:1  
 Medium parameters used:  $f = 1900 \text{ MHz}$ ;  $\sigma = 1.395 \text{ S/m}$ ;  $\epsilon_r = 40.375$ ;  $\rho = 1000 \text{ kg/m}^3$  ;  
 Phantom section: Right Section

DASY5 Configuration:

- Probe: EX3DV4 - SN7522; ConvF(7.91, 7.91, 7.91); Calibrated: 2018/11/2;
- Sensor-Surface: 4mm (Mechanical Surface Detection)
- Electronics: DAE4 SN1562;Calibrated: 2018/11/6
- Phantom: SAM-Twin V8.0 P1aP2a; Type: QD 000 P41 AA; Serial: 1962
- Measurement SW: DASY52, Version 52.10 (2);

**Area Scan (61x81x1):** Interpolated grid:  $dx=1.500 \text{ mm}$ ,  $dy=1.500 \text{ mm}$

Maximum value of SAR (interpolated) = 0.215 W/kg

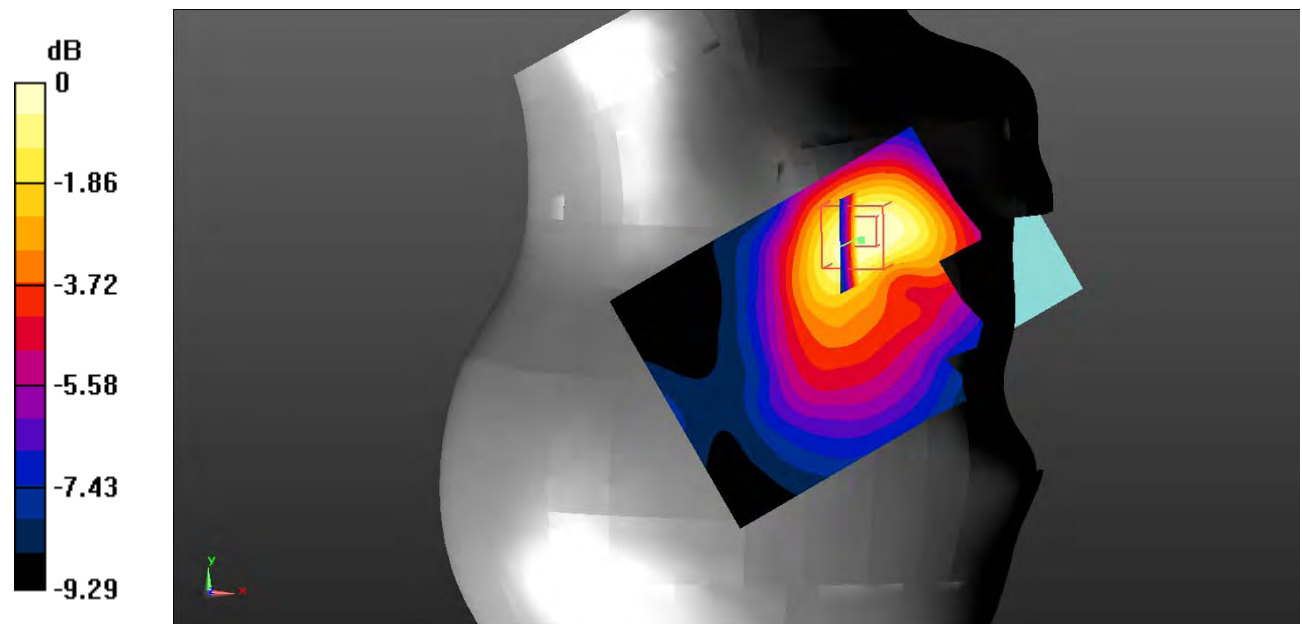
**Zoom Scan (5x5x7)/Cube 0:** Measurement grid:  $dx=8\text{mm}$ ,  $dy=8\text{mm}$ ,  $dz=5\text{mm}$

Reference Value = 3.723 V/m; Power Drift = 0.111 dB

Peak SAR (extrapolated) = 0.461 W/kg

**SAR(1 g) = 0.192 W/kg; SAR(10 g) = 0.109 W/kg**

Maximum value of SAR (measured) = 0.236 W/kg



0 dB = 0.236 W/kg = -6.27 dBW/kg

**Test Plot 70#: LTE Band 2\_Head Right Cheek\_50%RB\_Middle**

**DUT: Smart Phone; Type: S4005L; Serial: 19010300205;**

Communication System: Generic FDD-LTE; Frequency: 1880 MHz;Duty Cycle: 1:1  
 Medium parameters used:  $f = 1880$  MHz;  $\sigma = 1.383$  S/m;  $\epsilon_r = 40.486$ ;  $\rho = 1000$  kg/m<sup>3</sup> ;  
 Phantom section: Right Section

DASY5 Configuration:

- Probe: EX3DV4 - SN7522; ConvF(7.91, 7.91, 7.91); Calibrated: 2018/11/2;
- Sensor-Surface: 4mm (Mechanical Surface Detection)
- Electronics: DAE4 SN1562;Calibrated: 2018/11/6
- Phantom: SAM-Twin V8.0 P1aP2a; Type: QD 000 P41 AA; Serial: 1962
- Measurement SW: DASY52, Version 52.10 (2);

**Area Scan (101x111x1):** Interpolated grid: dx=1.000 mm, dy=1.000 mm

Maximum value of SAR (interpolated) = 0.261 W/kg

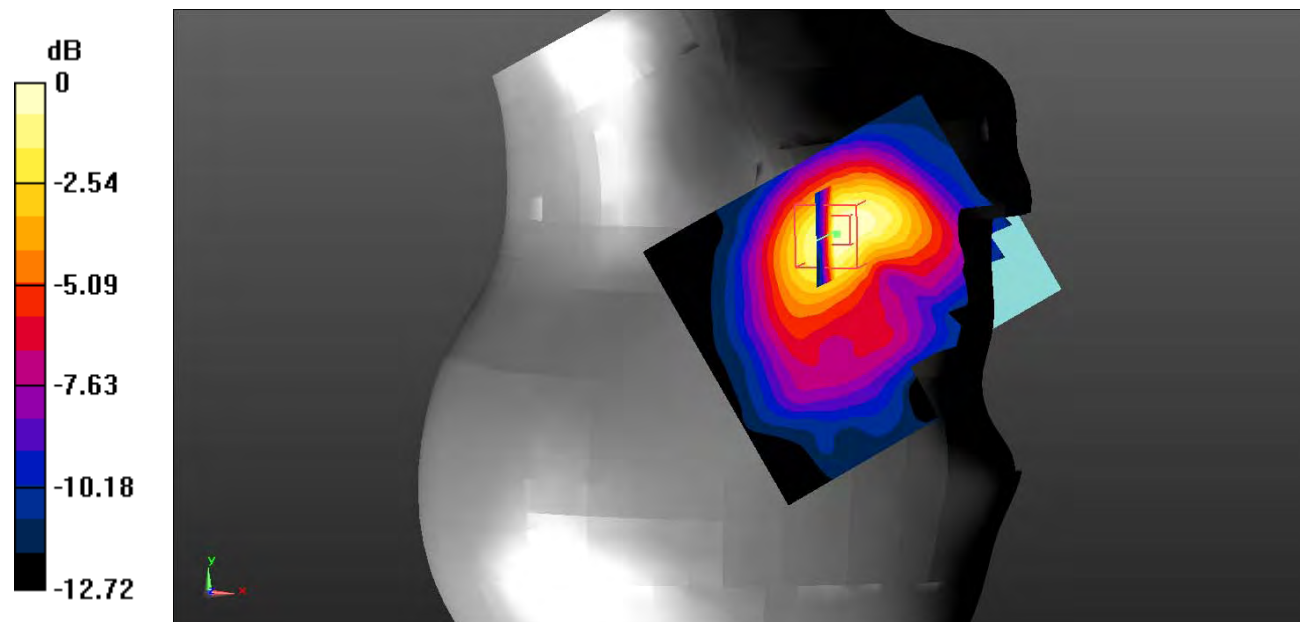
**Zoom Scan (5x5x7)/Cube 0:** Measurement grid: dx=8mm, dy=8mm, dz=5mm

Reference Value = 2.839 V/m; Power Drift = 2.31 dB

Peak SAR (extrapolated) = 0.418 W/kg

**SAR(1 g) = 0.235 W/kg; SAR(10 g) = 0.129 W/kg**

Maximum value of SAR (measured) = 0.263 W/kg



0 dB = 0.263 W/kg = -5.80 dBW/kg

**Test Plot 71#: LTE Band 2\_Head Right Tilt\_1RB\_Middle**

**DUT: Smart Phone; Type: S4005L; Serial: 19010300205;**

Communication System: Generic FDD-LTE; Frequency: 1880 MHz;Duty Cycle: 1:1  
 Medium parameters used:  $f = 1880 \text{ MHz}$ ;  $\sigma = 1.383 \text{ S/m}$ ;  $\epsilon_r = 40.486$ ;  $\rho = 1000 \text{ kg/m}^3$  ;  
 Phantom section: Right Section

DASY5 Configuration:

- Probe: EX3DV4 - SN7522; ConvF(7.91, 7.91, 7.91); Calibrated: 2018/11/2;
- Sensor-Surface: 4mm (Mechanical Surface Detection)
- Electronics: DAE4 SN1562;Calibrated: 2018/11/6
- Phantom: SAM-Twin V8.0 P1aP2a; Type: QD 000 P41 AA; Serial: 1962
- Measurement SW: DASY52, Version 52.10 (2);

**Area Scan (61x81x1):** Interpolated grid:  $dx=1.500 \text{ mm}$ ,  $dy=1.500 \text{ mm}$

Maximum value of SAR (interpolated) =  $0.0613 \text{ W/kg}$

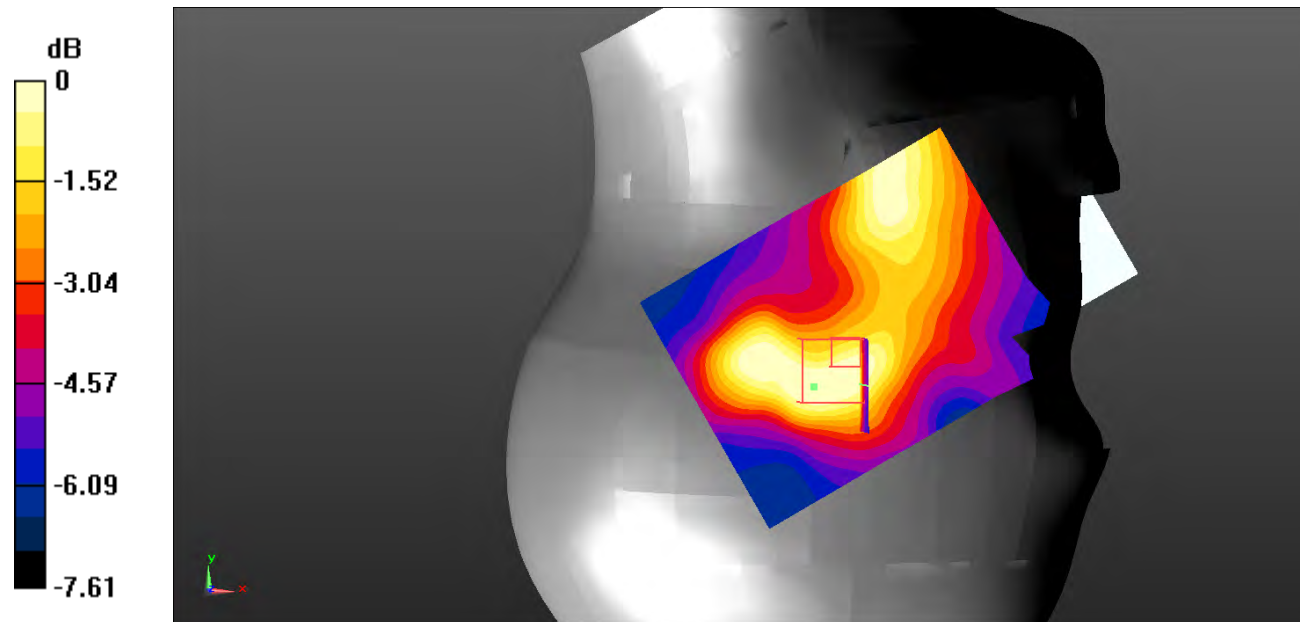
**Zoom Scan (5x5x7)/Cube 0:** Measurement grid:  $dx=8\text{mm}$ ,  $dy=8\text{mm}$ ,  $dz=5\text{mm}$

Reference Value =  $6.103 \text{ V/m}$ ; Power Drift =  $-5.91 \text{ dB}$

Peak SAR (extrapolated) =  $0.0840 \text{ W/kg}$

**SAR(1 g) =  $0.023 \text{ W/kg}$ ; SAR(10 g) =  $0.015 \text{ W/kg}$**

Maximum value of SAR (measured) =  $0.0570 \text{ W/kg}$



0 dB =  $0.0570 \text{ W/kg} = -12.44 \text{ dBW/kg}$

**Test Plot 72#: LTE Band 2\_Head Right Tilt\_50%RB\_Middle**

**DUT: Smart Phone; Type: S4005L; Serial: 19010300205;**

Communication System: Generic FDD-LTE; Frequency: 1880 MHz;Duty Cycle: 1:1  
 Medium parameters used:  $f = 1880 \text{ MHz}$ ;  $\sigma = 1.383 \text{ S/m}$ ;  $\epsilon_r = 40.486$ ;  $\rho = 1000 \text{ kg/m}^3$  ;  
 Phantom section: Right Section

DASY5 Configuration:

- Probe: EX3DV4 - SN7522; ConvF(7.91, 7.91, 7.91); Calibrated: 2018/11/2;
- Sensor-Surface: 4mm (Mechanical Surface Detection)
- Electronics: DAE4 SN1562;Calibrated: 2018/11/6
- Phantom: SAM-Twin V8.0 P1aP2a; Type: QD 000 P41 AA; Serial: 1962
- Measurement SW: DASY52, Version 52.10 (2);

**Area Scan (61x81x1):** Interpolated grid:  $dx=1.500 \text{ mm}$ ,  $dy=1.500 \text{ mm}$

Maximum value of SAR (interpolated) = 0.0589 W/kg

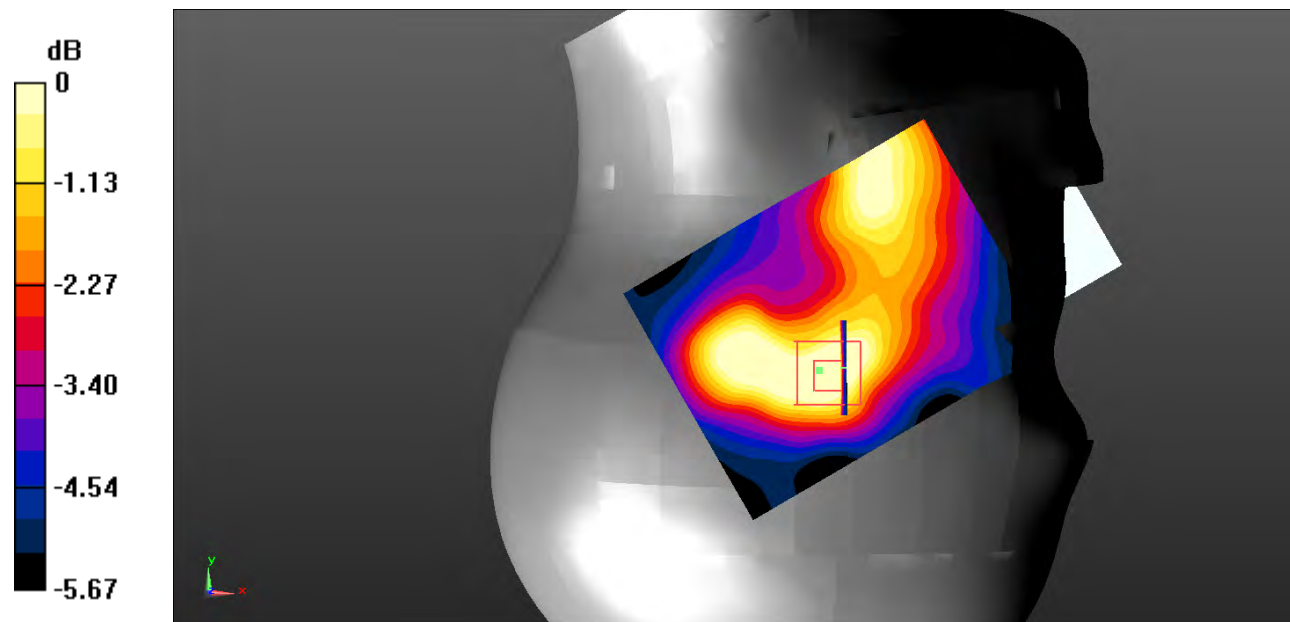
**Zoom Scan (5x5x7)/Cube 0:** Measurement grid:  $dx=8\text{mm}$ ,  $dy=8\text{mm}$ ,  $dz=5\text{mm}$

Reference Value = 5.557 V/m; Power Drift = 0.40 dB

Peak SAR (extrapolated) = 0.0750 W/kg

**SAR(1 g) = 0.048 W/kg; SAR(10 g) = 0.034 W/kg**

Maximum value of SAR (measured) = 0.0497 W/kg



0 dB = 0.0497 W/kg = -13.04 dBW/kg



**Test Plot 73#: LTE Band 2\_Body Back\_1RB\_Low**

**DUT: Smart Phone; Type: S4005L; Serial: 19010300205;**

Communication System: Generic FDD-LTE; Frequency: 1860 MHz;Duty Cycle: 1:1  
 Medium parameters used:  $f = 1860 \text{ MHz}$ ;  $\sigma = 1.449 \text{ S/m}$ ;  $\epsilon_r = 54.632$ ;  $\rho = 1000 \text{ kg/m}^3$  ;  
 Phantom section: Flat Section

DASY5 Configuration:

- Probe: EX3DV4 - SN7522; ConvF(7.48, 7.48, 7.48); Calibrated: 2018/11/2;
- Sensor-Surface: 4mm (Mechanical Surface Detection)
- Electronics: DAE4 SN1562;Calibrated: 2018/11/6
- Phantom: ELI V8.0 P1aP2a; Type: QD OVA 004 AA; Serial: 2092
- Measurement SW: DASY52, Version 52.10 (2);

**Area Scan (61x91x1):** Interpolated grid:  $dx=1.500 \text{ mm}$ ,  $dy=1.500 \text{ mm}$

Maximum value of SAR (interpolated) =  $0.603 \text{ W/kg}$

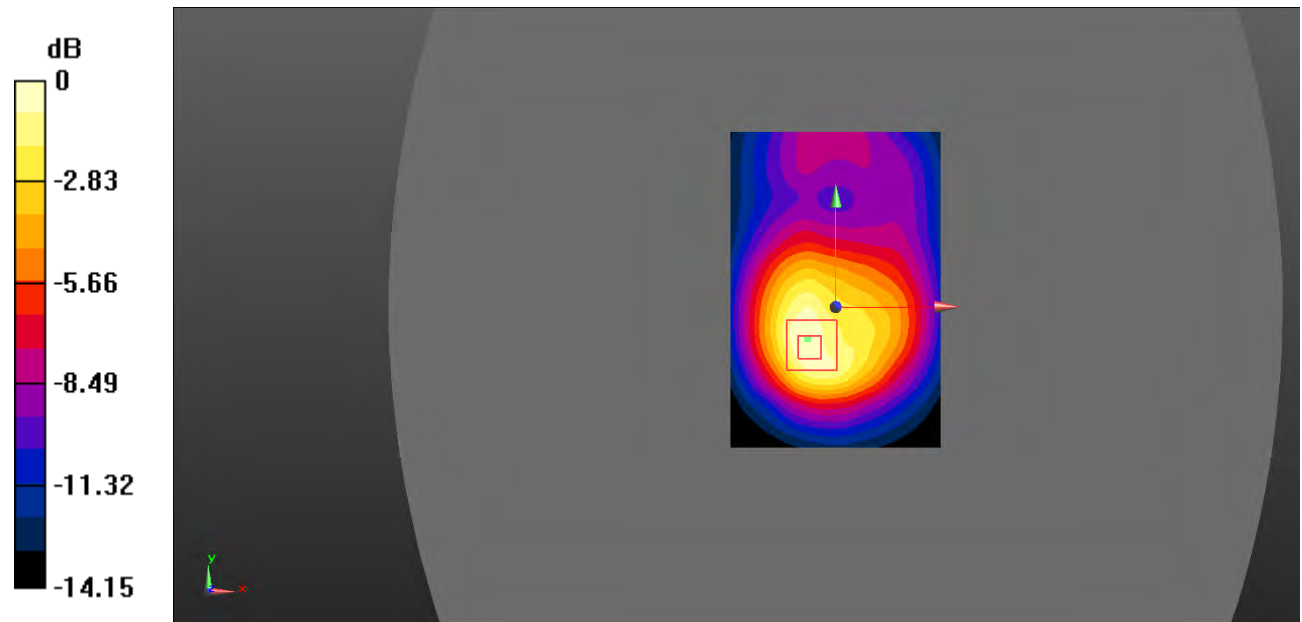
**Zoom Scan (7x7x7)/Cube 0:** Measurement grid:  $dx=5\text{mm}$ ,  $dy=5\text{mm}$ ,  $dz=5\text{mm}$

Reference Value =  $11.04 \text{ V/m}$ ; Power Drift =  $0.00 \text{ dB}$

Peak SAR (extrapolated) =  $0.757 \text{ W/kg}$

**SAR(1 g) =  $0.483 \text{ W/kg}$ ; SAR(10 g) =  $0.256 \text{ W/kg}$**

Maximum value of SAR (measured) =  $0.571 \text{ W/kg}$



0 dB =  $0.971 \text{ W/kg}$  =  $-0.13 \text{ dBW/kg}$

**Test Plot 74#: LTE Band 2\_Body Back\_1RB\_Middle**

**DUT: Smart Phone; Type: S4005L; Serial: 19010300205;**

Communication System: Generic FDD-LTE; Frequency: 1880 MHz;Duty Cycle: 1:1  
 Medium parameters used:  $f = 1880 \text{ MHz}$ ;  $\sigma = 1.483 \text{ S/m}$ ;  $\epsilon_r = 54.291$ ;  $\rho = 1000 \text{ kg/m}^3$  ;  
 Phantom section: Flat Section

DASY5 Configuration:

- Probe: EX3DV4 - SN7522; ConvF(7.48, 7.48, 7.48); Calibrated: 2018/11/2;
- Sensor-Surface: 4mm (Mechanical Surface Detection)
- Electronics: DAE4 SN1562;Calibrated: 2018/11/6
- Phantom: ELI V8.0 P1aP2a; Type: QD OVA 004 AA; Serial: 2092
- Measurement SW: DASY52, Version 52.10 (2);

**Area Scan (61x81x1):** Interpolated grid:  $dx=1.500 \text{ mm}$ ,  $dy=1.500 \text{ mm}$

Maximum value of SAR (interpolated) = 0.583 W/kg

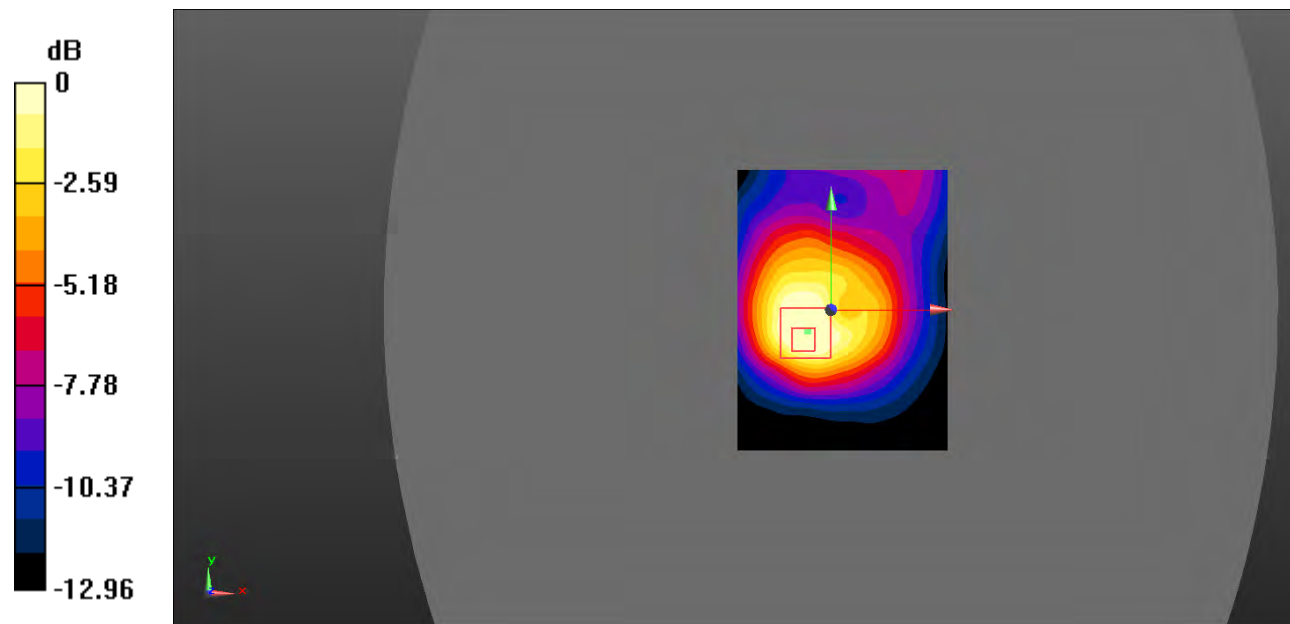
**Zoom Scan (7x7x7)/Cube 0:** Measurement grid:  $dx=5\text{mm}$ ,  $dy=5\text{mm}$ ,  $dz=5\text{mm}$

Reference Value = 11.02 V/m; Power Drift = 0.28 dB

Peak SAR (extrapolated) = 0.742 W/kg

**SAR(1 g) = 0.371 W/kg; SAR(10 g) = 0.212 W/kg**

Maximum value of SAR (measured) = 0.430 W/kg



0 dB = 0.430 W/kg = -3.67 dBW/kg

**Test Plot 75#: LTE Band 2\_Body Back\_1RB\_High**

**DUT: Smart Phone; Type: S4005L; Serial: 19010300205;**

Communication System: Generic FDD-LTE; Frequency: 1900 MHz;Duty Cycle: 1:1  
 Medium parameters used:  $f = 1900 \text{ MHz}$ ;  $\sigma = 1.531 \text{ S/m}$ ;  $\epsilon_r = 54.133$ ;  $\rho = 1000 \text{ kg/m}^3$  ;  
 Phantom section: Flat Section

DASY5 Configuration:

- Probe: EX3DV4 - SN7522; ConvF(7.48, 7.48, 7.48); Calibrated: 2018/11/2;
- Sensor-Surface: 4mm (Mechanical Surface Detection)
- Electronics: DAE4 SN1562;Calibrated: 2018/11/6
- Phantom: ELI V8.0 P1aP2a; Type: QD OVA 004 AA; Serial: 2092
- Measurement SW: DASY52, Version 52.10 (2);

**Area Scan (61x91x1):** Interpolated grid:  $dx=1.500 \text{ mm}$ ,  $dy=1.500 \text{ mm}$

Maximum value of SAR (interpolated) =  $0.453 \text{ W/kg}$

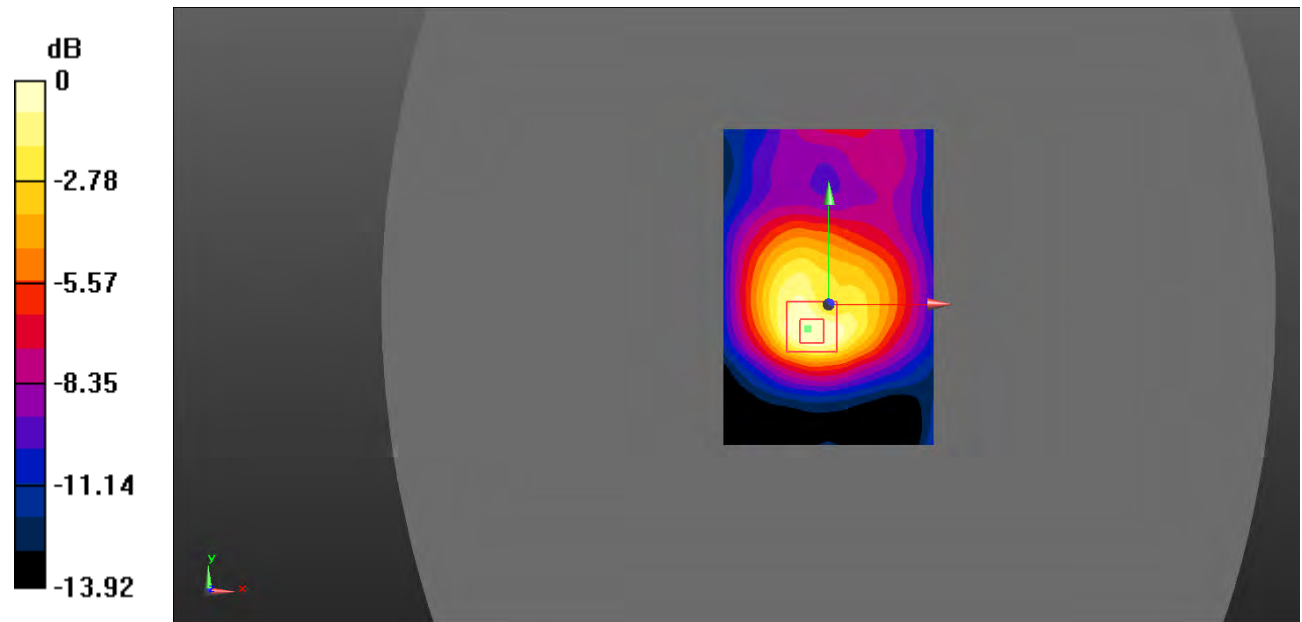
**Zoom Scan (7x7x7)/Cube 0:** Measurement grid:  $dx=5\text{mm}$ ,  $dy=5\text{mm}$ ,  $dz=5\text{mm}$

Reference Value =  $11.60 \text{ V/m}$ ; Power Drift =  $-0.05 \text{ dB}$

Peak SAR (extrapolated) =  $0.626 \text{ W/kg}$

**SAR(1 g) =  $0.357 \text{ W/kg}$ ; SAR(10 g) =  $0.198 \text{ W/kg}$**

Maximum value of SAR (measured) =  $0.395 \text{ W/kg}$



0 dB =  $0.395 \text{ W/kg}$  =  $-4.03 \text{ dBW/kg}$

**Test Plot 76#: LTE Band 2\_Body Back\_50%RB\_Middle**

**DUT: Smart Phone; Type: S4005L; Serial: 19010300205;**

Communication System: Generic FDD-LTE; Frequency: 1880 MHz;Duty Cycle: 1:1  
 Medium parameters used:  $f = 1880 \text{ MHz}$ ;  $\sigma = 1.483 \text{ S/m}$ ;  $\epsilon_r = 54.291$ ;  $\rho = 1000 \text{ kg/m}^3$  ;  
 Phantom section: Flat Section

DASY5 Configuration:

- Probe: EX3DV4 - SN7522; ConvF(7.48, 7.48, 7.48); Calibrated: 2018/11/2;
- Sensor-Surface: 4mm (Mechanical Surface Detection)
- Electronics: DAE4 SN1562;Calibrated: 2018/11/6
- Phantom: ELI V8.0 P1aP2a; Type: QD OVA 004 AA; Serial: 2092
- Measurement SW: DASY52, Version 52.10 (2);

**Area Scan (61x81x1):** Interpolated grid:  $dx=1.500 \text{ mm}$ ,  $dy=1.500 \text{ mm}$

Maximum value of SAR (interpolated) = 0.388 W/kg

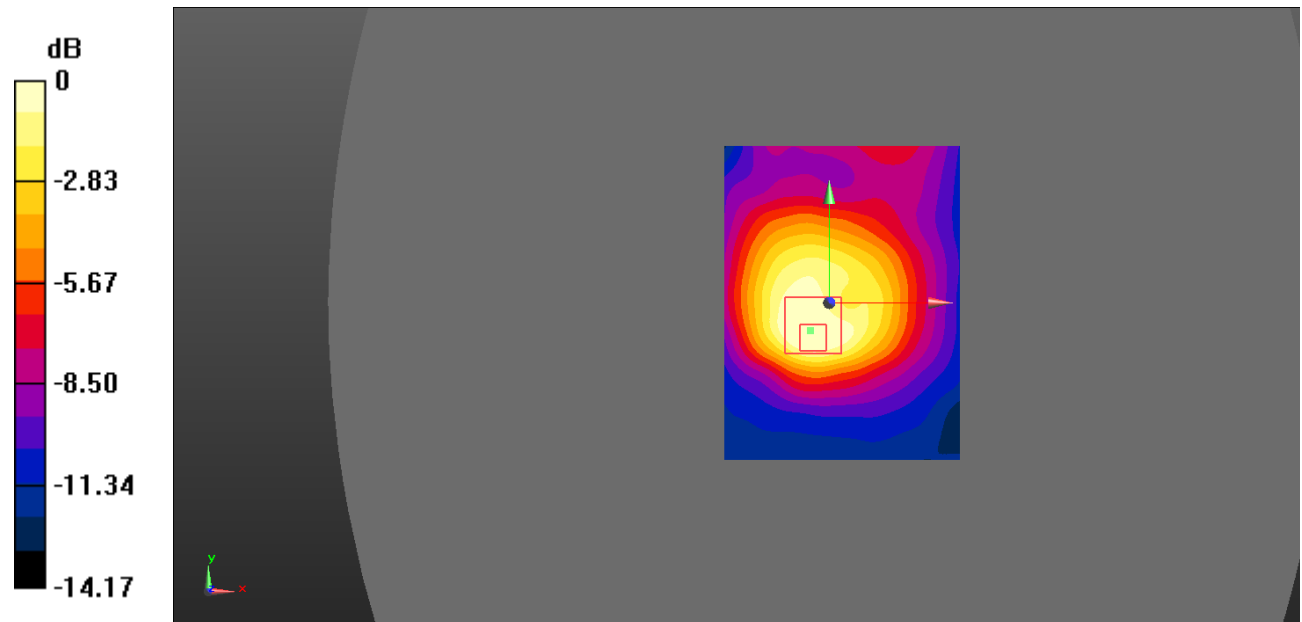
**Zoom Scan (7x7x7)/Cube 0:** Measurement grid:  $dx=5\text{mm}$ ,  $dy=5\text{mm}$ ,  $dz=5\text{mm}$

Reference Value = 11.79 V/m; Power Drift = -10.17 dB

Peak SAR (extrapolated) = 0.468 W/kg

**SAR(1 g) = 0.276 W/kg; SAR(10 g) = 0.160 W/kg**

Maximum value of SAR (measured) = 0.300 W/kg



0 dB = 0.300 W/kg = -5.23 dBW/kg

**Test Plot 77#: LTE Band 2\_Body Left\_1RB\_Middle**

**DUT: Smart Phone; Type: S4005L; Serial: 19010300205;**

Communication System: Generic FDD-LTE; Frequency: 1880 MHz;Duty Cycle: 1:1  
 Medium parameters used:  $f = 1880 \text{ MHz}$ ;  $\sigma = 1.483 \text{ S/m}$ ;  $\epsilon_r = 54.291$ ;  $\rho = 1000 \text{ kg/m}^3$  ;  
 Phantom section: Flat Section

DASY5 Configuration:

- Probe: EX3DV4 - SN7522; ConvF(7.48, 7.48, 7.48); Calibrated: 2018/11/2;
- Sensor-Surface: 4mm (Mechanical Surface Detection)
- Electronics: DAE4 SN1562;Calibrated: 2018/11/6
- Phantom: ELI V8.0 P1aP2a; Type: QD OVA 004 AA; Serial: 2092
- Measurement SW: DASY52, Version 52.10 (2);

**Area Scan (61x81x1):** Interpolated grid:  $dx=1.500 \text{ mm}$ ,  $dy=1.500 \text{ mm}$

Maximum value of SAR (interpolated) =  $0.0509 \text{ W/kg}$

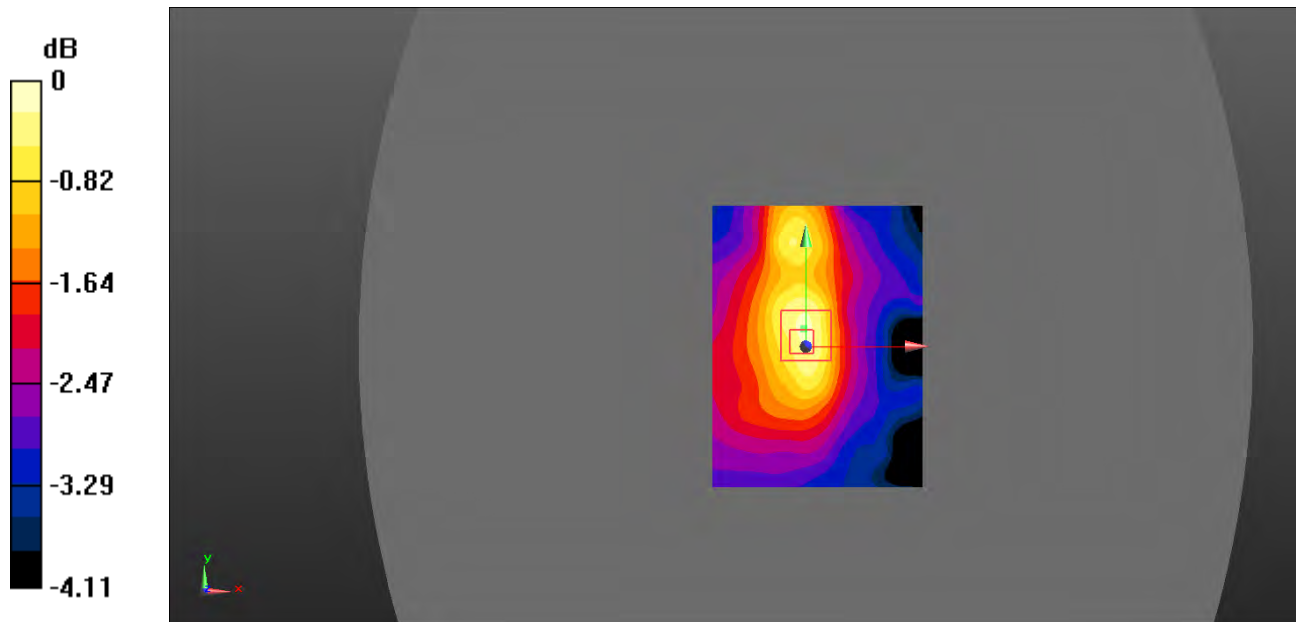
**Zoom Scan (7x7x7)/Cube 0:** Measurement grid:  $dx=5\text{mm}$ ,  $dy=5\text{mm}$ ,  $dz=5\text{mm}$

Reference Value =  $5.815 \text{ V/m}$ ; Power Drift =  $-0.30 \text{ dB}$

Peak SAR (extrapolated) =  $0.0920 \text{ W/kg}$

**SAR(1 g) =  $0.050 \text{ W/kg}$ ; SAR(10 g) =  $0.037 \text{ W/kg}$**

Maximum value of SAR (measured) =  $0.0531 \text{ W/kg}$



0 dB =  $0.0531 \text{ W/kg} = -12.75 \text{ dBW/kg}$

**Test Plot 78#: LTE Band 2\_Body Left\_50%RB\_Middle**

**DUT: Smart Phone; Type: S4005L; Serial: 19010300205;**

Communication System: Generic FDD-LTE; Frequency: 1880 MHz;Duty Cycle: 1:1  
 Medium parameters used:  $f = 1880 \text{ MHz}$ ;  $\sigma = 1.483 \text{ S/m}$ ;  $\epsilon_r = 54.291$ ;  $\rho = 1000 \text{ kg/m}^3$  ;  
 Phantom section: Flat Section

DASY5 Configuration:

- Probe: EX3DV4 - SN7522; ConvF(7.48, 7.48, 7.48); Calibrated: 2018/11/2;
- Sensor-Surface: 4mm (Mechanical Surface Detection)
- Electronics: DAE4 SN1562;Calibrated: 2018/11/6
- Phantom: ELI V8.0 P1aP2a; Type: QD OVA 004 AA; Serial: 2092
- Measurement SW: DASY52, Version 52.10 (2);

**Area Scan (61x81x1):** Interpolated grid:  $dx=1.500 \text{ mm}$ ,  $dy=1.500 \text{ mm}$

Maximum value of SAR (interpolated) = 0.0481 W/kg

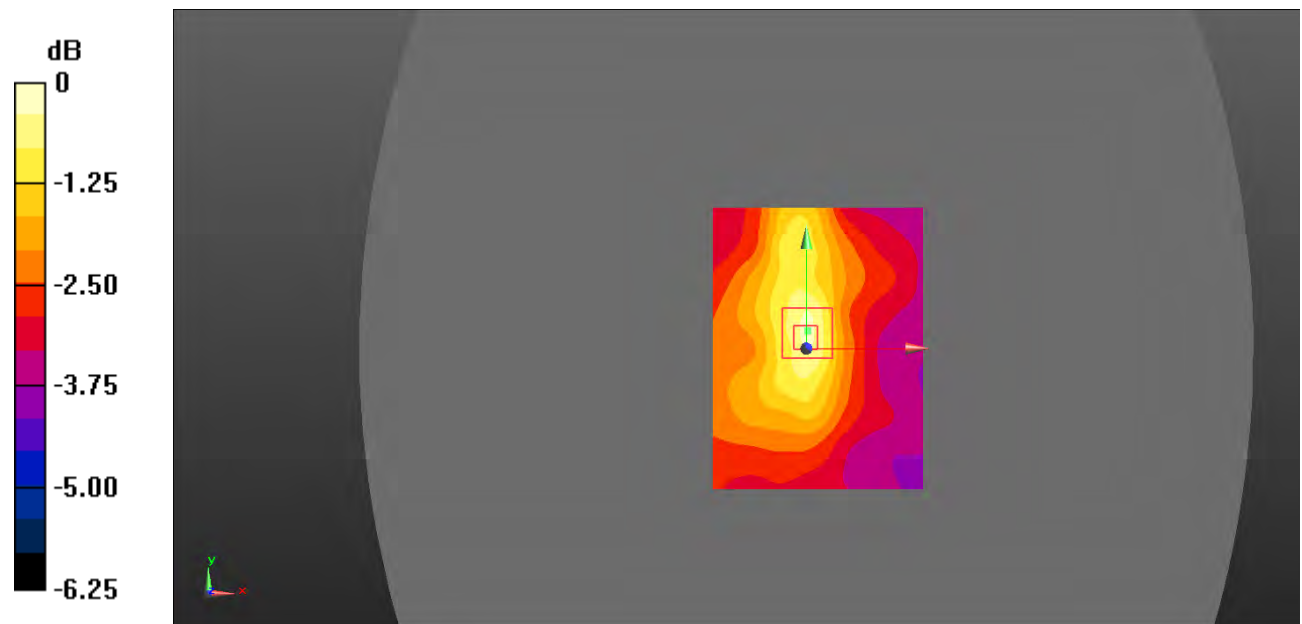
**Zoom Scan (7x7x7)/Cube 0:** Measurement grid:  $dx=5\text{mm}$ ,  $dy=5\text{mm}$ ,  $dz=5\text{mm}$

Reference Value = 5.538 V/m; Power Drift = 0.00 dB

Peak SAR (extrapolated) = 0.138 W/kg

**SAR(1 g) = 0.047 W/kg; SAR(10 g) = 0.033 W/kg**

Maximum value of SAR (measured) = 0.0516 W/kg



0 dB = 0.0516 W/kg = -12.87 dBW/kg

**Test Plot 79#: LTE Band 2\_Body Right\_1RB\_Middle**

**DUT: Smart Phone; Type: S4005L; Serial: 19010300205;**

Communication System: Generic FDD-LTE; Frequency: 1880 MHz;Duty Cycle: 1:1  
 Medium parameters used:  $f = 1880 \text{ MHz}$ ;  $\sigma = 1.483 \text{ S/m}$ ;  $\epsilon_r = 54.291$ ;  $\rho = 1000 \text{ kg/m}^3$  ;  
 Phantom section: Flat Section

DASY5 Configuration:

- Probe: EX3DV4 - SN7522; ConvF(7.48, 7.48, 7.48); Calibrated: 2018/11/2;
- Sensor-Surface: 4mm (Mechanical Surface Detection)
- Electronics: DAE4 SN1562;Calibrated: 2018/11/6
- Phantom: ELI V8.0 P1aP2a; Type: QD OVA 004 AA; Serial: 2092
- Measurement SW: DASY52, Version 52.10 (2);

**Area Scan (61x81x1):** Interpolated grid:  $dx=1.500 \text{ mm}$ ,  $dy=1.500 \text{ mm}$

Maximum value of SAR (interpolated) = 0.0848 W/kg

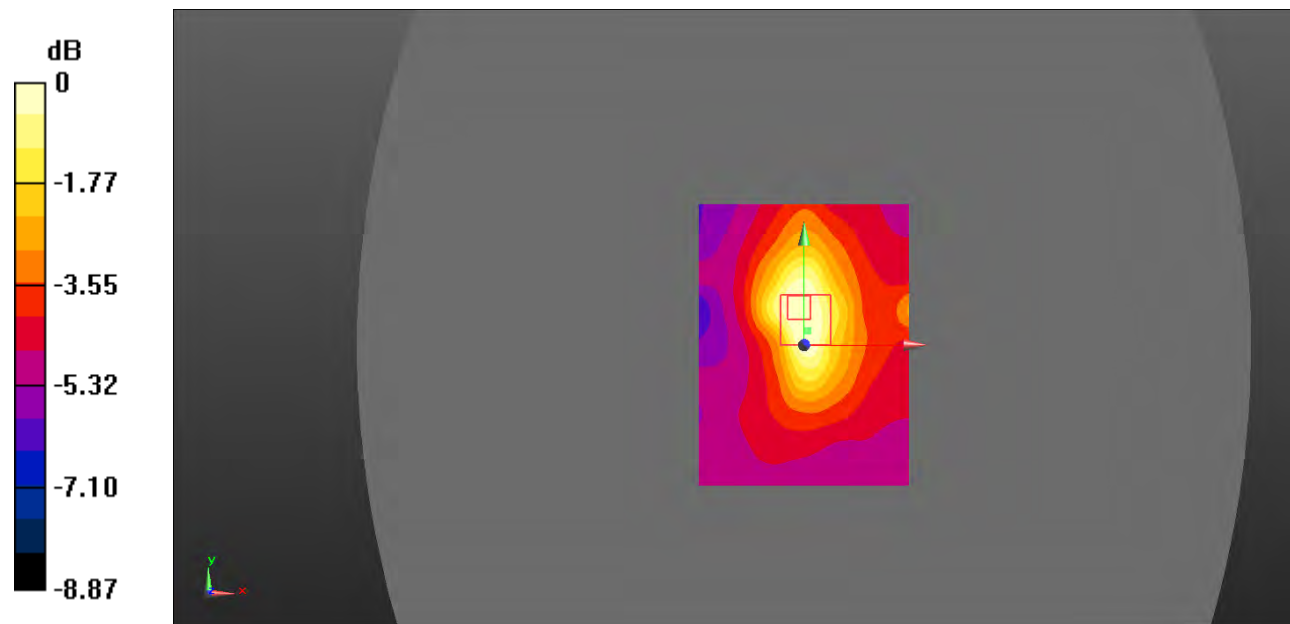
**Zoom Scan (7x7x7)/Cube 0:** Measurement grid:  $dx=5\text{mm}$ ,  $dy=5\text{mm}$ ,  $dz=5\text{mm}$

Reference Value = 7.079 V/m; Power Drift = -0.13 dB

Peak SAR (extrapolated) = 0.137 W/kg

**SAR(1 g) = 0.073 W/kg; SAR(10 g) = 0.048 W/kg**

Maximum value of SAR (measured) = 0.0817 W/kg



0 dB = 0.0817 W/kg = -10.88 dBW/kg

**Test Plot 80#: LTE Band 2\_Body Right\_50%RB\_Middle**

**DUT: Smart Phone; Type: S4005L; Serial: 19010300205;**

Communication System: Generic FDD-LTE; Frequency: 1880 MHz;Duty Cycle: 1:1  
 Medium parameters used:  $f = 1880 \text{ MHz}$ ;  $\sigma = 1.483 \text{ S/m}$ ;  $\epsilon_r = 54.291$ ;  $\rho = 1000 \text{ kg/m}^3$  ;  
 Phantom section: Flat Section

DASY5 Configuration:

- Probe: EX3DV4 - SN7522; ConvF(7.48, 7.48, 7.48); Calibrated: 2018/11/2;
- Sensor-Surface: 4mm (Mechanical Surface Detection)
- Electronics: DAE4 SN1562;Calibrated: 2018/11/6
- Phantom: ELI V8.0 P1aP2a; Type: QD OVA 004 AA; Serial: 2092
- Measurement SW: DASY52, Version 52.10 (2);

**Area Scan (61x81x1):** Interpolated grid:  $dx=1.500 \text{ mm}$ ,  $dy=1.500 \text{ mm}$

Maximum value of SAR (interpolated) =  $0.0664 \text{ W/kg}$

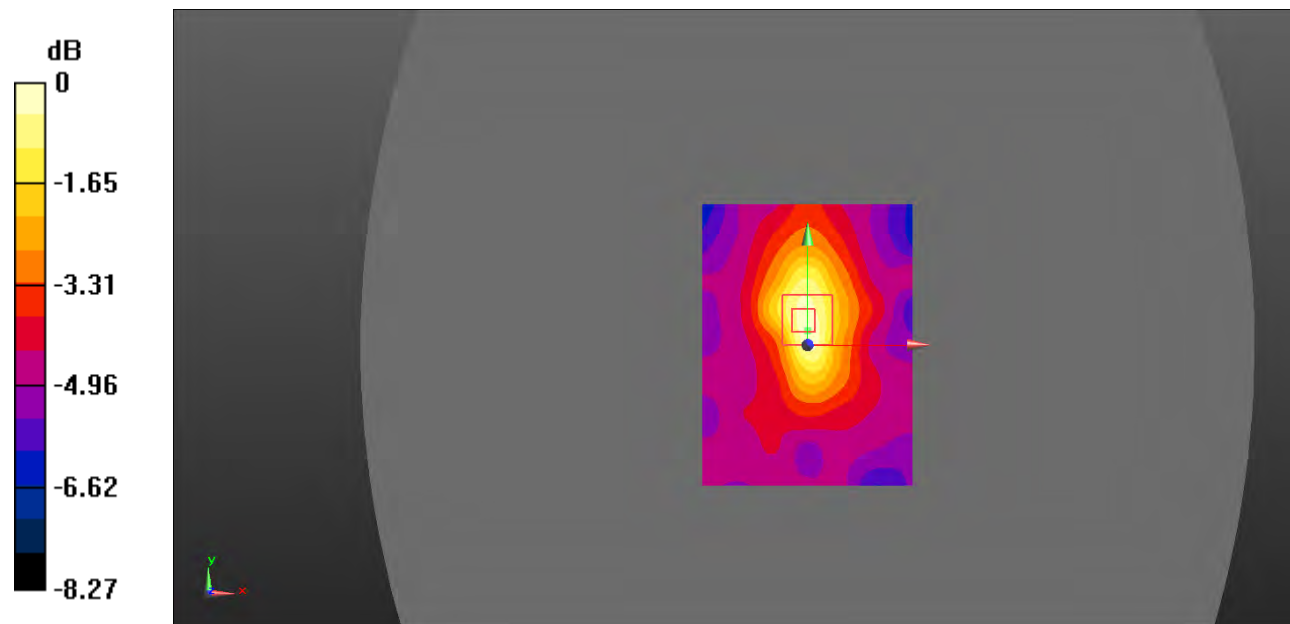
**Zoom Scan (7x7x7)/Cube 0:** Measurement grid:  $dx=5\text{mm}$ ,  $dy=5\text{mm}$ ,  $dz=5\text{mm}$

Reference Value =  $6.327 \text{ V/m}$ ; Power Drift =  $-1.05 \text{ dB}$

Peak SAR (extrapolated) =  $0.0990 \text{ W/kg}$

**SAR(1 g) = 0.058 W/kg; SAR(10 g) = 0.039 W/kg**

Maximum value of SAR (measured) =  $0.0688 \text{ W/kg}$



0 dB =  $0.0688 \text{ W/kg}$  =  $-11.62 \text{ dBW/kg}$



**Test Plot 81#: LTE Band 2\_Body Bottom\_1RB\_Middle**

**DUT: Smart Phone; Type: S4005L; Serial: 19010300205;**

Communication System: Generic FDD-LTE; Frequency: 1880 MHz;Duty Cycle: 1:1  
 Medium parameters used:  $f = 1880 \text{ MHz}$ ;  $\sigma = 1.483 \text{ S/m}$ ;  $\epsilon_r = 54.291$ ;  $\rho = 1000 \text{ kg/m}^3$  ;  
 Phantom section: Flat Section

DASY5 Configuration:

- Probe: EX3DV4 - SN7522; ConvF(7.48, 7.48, 7.48); Calibrated: 2018/11/2;
- Sensor-Surface: 4mm (Mechanical Surface Detection)
- Electronics: DAE4 SN1562;Calibrated: 2018/11/6
- Phantom: ELI V8.0 P1aP2a; Type: QD OVA 004 AA; Serial: 2092
- Measurement SW: DASY52, Version 52.10 (2);

**Area Scan (61x81x1):** Interpolated grid: dx=1.500 mm, dy=1.500 mm

Maximum value of SAR (interpolated) = 0.198 W/kg


**Zoom Scan (7x7x7)/Cube 0:** Measurement grid: dx=5mm, dy=5mm, dz=5mm

Reference Value = 7.938 V/m; Power Drift = -0.20 dB

Peak SAR (extrapolated) = 0.408 W/kg

**SAR(1 g) = 0.159 W/kg; SAR(10 g) = 0.071 W/kg**

Maximum value of SAR (measured) = 0.195 W/kg



0 dB = 0.195 W/kg = -7.10 dBW/kg

**Test Plot 82#: LTE Band 2\_Body Bottom\_50%RB\_Middle**

**DUT: Smart Phone; Type: S4005L; Serial: 19010300205;**

Communication System: Generic FDD-LTE; Frequency: 1880 MHz;Duty Cycle: 1:1  
 Medium parameters used:  $f = 1880 \text{ MHz}$ ;  $\sigma = 1.483 \text{ S/m}$ ;  $\epsilon_r = 54.291$ ;  $\rho = 1000 \text{ kg/m}^3$  ;  
 Phantom section: Flat Section

DASY5 Configuration:

- Probe: EX3DV4 - SN7522; ConvF(7.48, 7.48, 7.48); Calibrated: 2018/11/2;
- Sensor-Surface: 4mm (Mechanical Surface Detection)
- Electronics: DAE4 SN1562;Calibrated: 2018/11/6
- Phantom: ELI V8.0 P1aP2a; Type: QD OVA 004 AA; Serial: 2092
- Measurement SW: DASY52, Version 52.10 (2);

**Area Scan (61x81x1):** Interpolated grid:  $dx=1.500 \text{ mm}$ ,  $dy=1.500 \text{ mm}$

Maximum value of SAR (interpolated) =  $0.139 \text{ W/kg}$


**Zoom Scan (7x7x7)/Cube 0:** Measurement grid:  $dx=5\text{mm}$ ,  $dy=5\text{mm}$ ,  $dz=5\text{mm}$

Reference Value =  $6.963 \text{ V/m}$ ; Power Drift =  $0.09 \text{ dB}$

Peak SAR (extrapolated) =  $0.506 \text{ W/kg}$

**SAR(1 g) =  $0.137 \text{ W/kg}$ ; SAR(10 g) =  $0.058 \text{ W/kg}$**

Maximum value of SAR (measured) =  $0.155 \text{ W/kg}$



0 dB =  $0.155 \text{ W/kg} = -8.10 \text{ dBW/kg}$

**Test Plot 83#: LTE Band 4\_Head Left Cheek\_1RB\_Middle**

**DUT: Smart Phone; Type: S4005L; Serial: 19010300205;**

Communication System: Generic FDD-LTE; Frequency: 1732.5 MHz; Duty Cycle: 1:1  
 Medium parameters used:  $f = 1732.5 \text{ MHz}$ ;  $\sigma = 1.391 \text{ S/m}$ ;  $\epsilon_r = 41.287$ ;  $\rho = 1000 \text{ kg/m}^3$  ;  
 Phantom section: Left Section

DASY5 Configuration:

- Probe: EX3DV4 - SN7522; ConvF(8.2, 8.2, 8.2); Calibrated: 2018/11/2;
- Sensor-Surface: 4mm (Mechanical Surface Detection)
- Electronics: DAE4 SN1562; Calibrated: 2018/11/6
- Phantom: SAM-Twin V8.0 P1aP2a; Type: QD 000 P41 AA; Serial: 1962
- Measurement SW: DASY52, Version 52.10 (2);

**Area Scan (61x81x1):** Interpolated grid:  $dx=1.500 \text{ mm}$ ,  $dy=1.500 \text{ mm}$

Maximum value of SAR (interpolated) = 0.690 W/kg

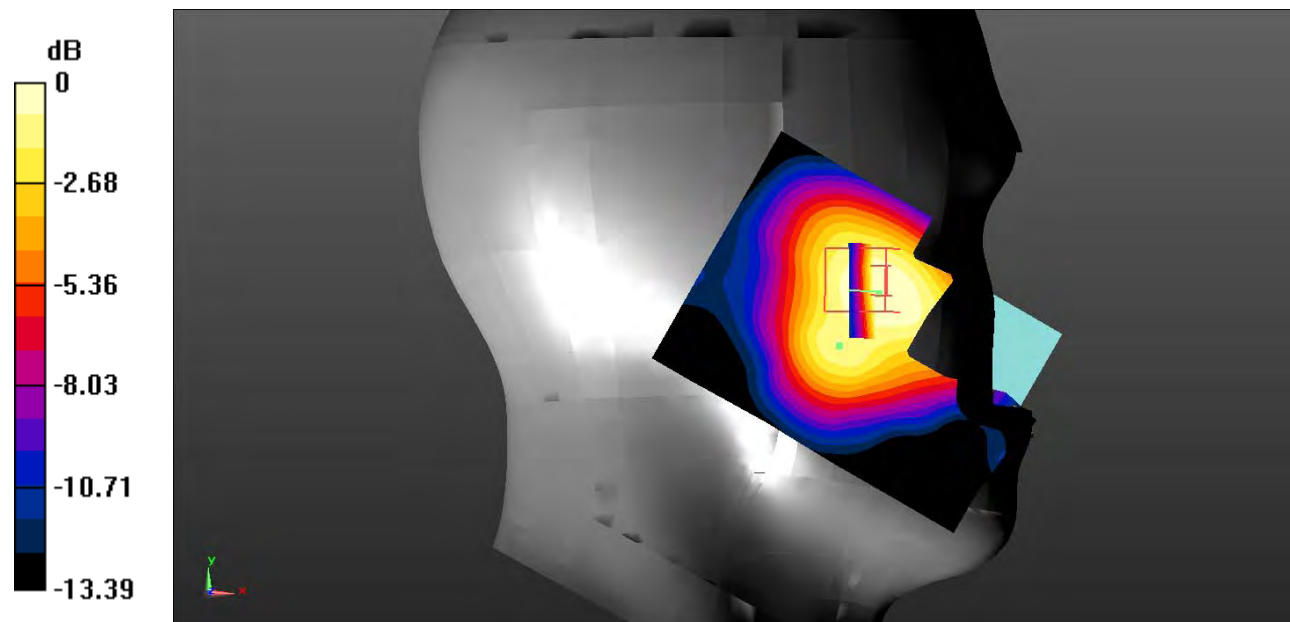
**Zoom Scan (5x5x7)/Cube 0:** Measurement grid:  $dx=8\text{mm}$ ,  $dy=8\text{mm}$ ,  $dz=5\text{mm}$

Reference Value = 5.348 V/m; Power Drift = 0.54 dB

Peak SAR (extrapolated) = 1.00 W/kg

**SAR(1 g) = 0.647 W/kg; SAR(10 g) = 0.395 W/kg**

Maximum value of SAR (measured) = 0.656 W/kg



0 dB = 0.656 W/kg = -1.83 dBW/kg

**Test Plot 84#: LTE Band 4\_Head Left Cheek\_50%RB\_Middle**

**DUT: Smart Phone; Type: S4005L; Serial: 19010300205;**

Communication System: Generic FDD-LTE; Frequency: 1732.5 MHz; Duty Cycle: 1:1  
 Medium parameters used:  $f = 1732.5 \text{ MHz}$ ;  $\sigma = 1.391 \text{ S/m}$ ;  $\epsilon_r = 41.287$ ;  $\rho = 1000 \text{ kg/m}^3$  ;  
 Phantom section: Left Section

DASY5 Configuration:

- Probe: EX3DV4 - SN7522; ConvF(8.2, 8.2, 8.2); Calibrated: 2018/11/2;
- Sensor-Surface: 4mm (Mechanical Surface Detection)
- Electronics: DAE4 SN1562; Calibrated: 2018/11/6
- Phantom: SAM-Twin V8.0 P1aP2a; Type: QD 000 P41 AA; Serial: 1962
- Measurement SW: DASY52, Version 52.10 (2);

**Area Scan (61x81x1):** Interpolated grid:  $dx=1.500 \text{ mm}$ ,  $dy=1.500 \text{ mm}$

Maximum value of SAR (interpolated) = 0.543 W/kg

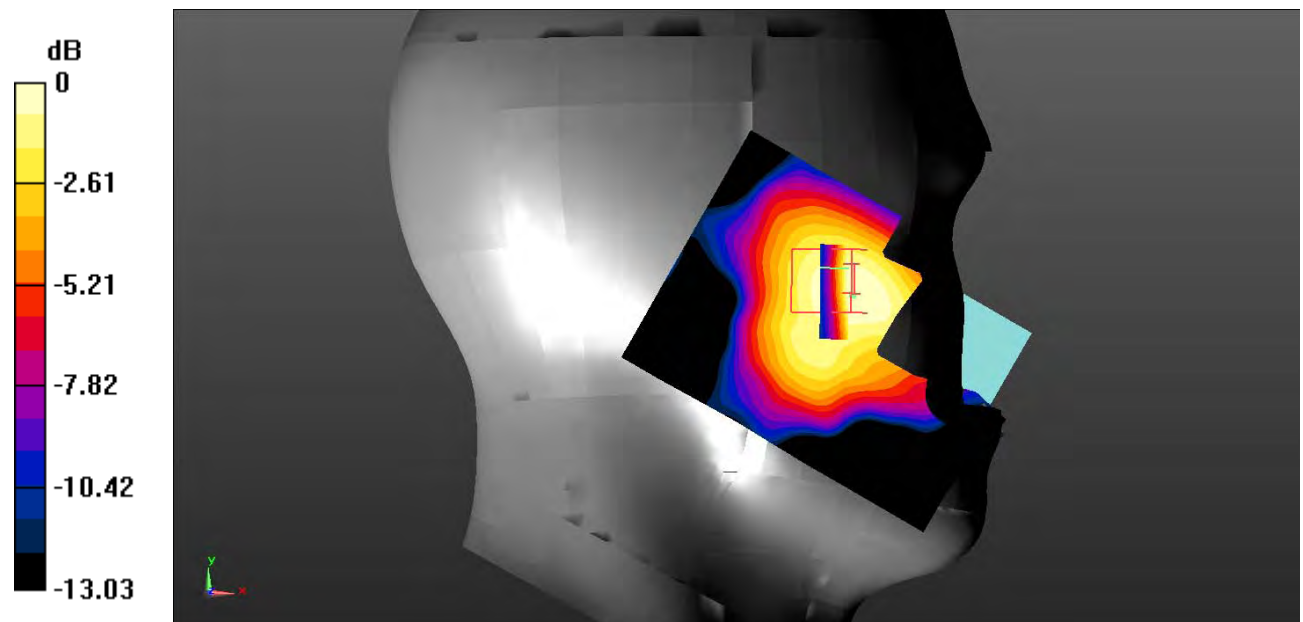
**Zoom Scan (5x5x7)/Cube 0:** Measurement grid:  $dx=8\text{mm}$ ,  $dy=8\text{mm}$ ,  $dz=5\text{mm}$

Reference Value = 5.169 V/m; Power Drift = 0.24 dB

Peak SAR (extrapolated) = 0.783 W/kg

**SAR(1 g) = 0.507 W/kg; SAR(10 g) = 0.312 W/kg**

Maximum value of SAR (measured) = 0.515 W/kg



0 dB = 0.515 W/kg = -2.88 dBW/kg

**Test Plot 85#: LTE Band 4\_Head Left Tilt\_1RB\_Middle**

**DUT: Smart Phone; Type: S4005L; Serial: 19010300205;**

Communication System: Generic FDD-LTE; Frequency: 1732.5 MHz; Duty Cycle: 1:1  
 Medium parameters used:  $f = 1732.5$  MHz;  $\sigma = 1.391$  S/m;  $\epsilon_r = 41.287$ ;  $\rho = 1000$  kg/m<sup>3</sup> ;  
 Phantom section: Left Section

DASY5 Configuration:

- Probe: EX3DV4 - SN7522; ConvF(8.2, 8.2, 8.2); Calibrated: 2018/11/2;
- Sensor-Surface: 4mm (Mechanical Surface Detection)
- Electronics: DAE4 SN1562; Calibrated: 2018/11/6
- Phantom: SAM-Twin V8.0 P1aP2a; Type: QD 000 P41 AA; Serial: 1962
- Measurement SW: DASY52, Version 52.10 (2);

**Area Scan (61x81x1):** Interpolated grid: dx=1.500 mm, dy=1.500 mm

Maximum value of SAR (interpolated) = 0.102 W/kg

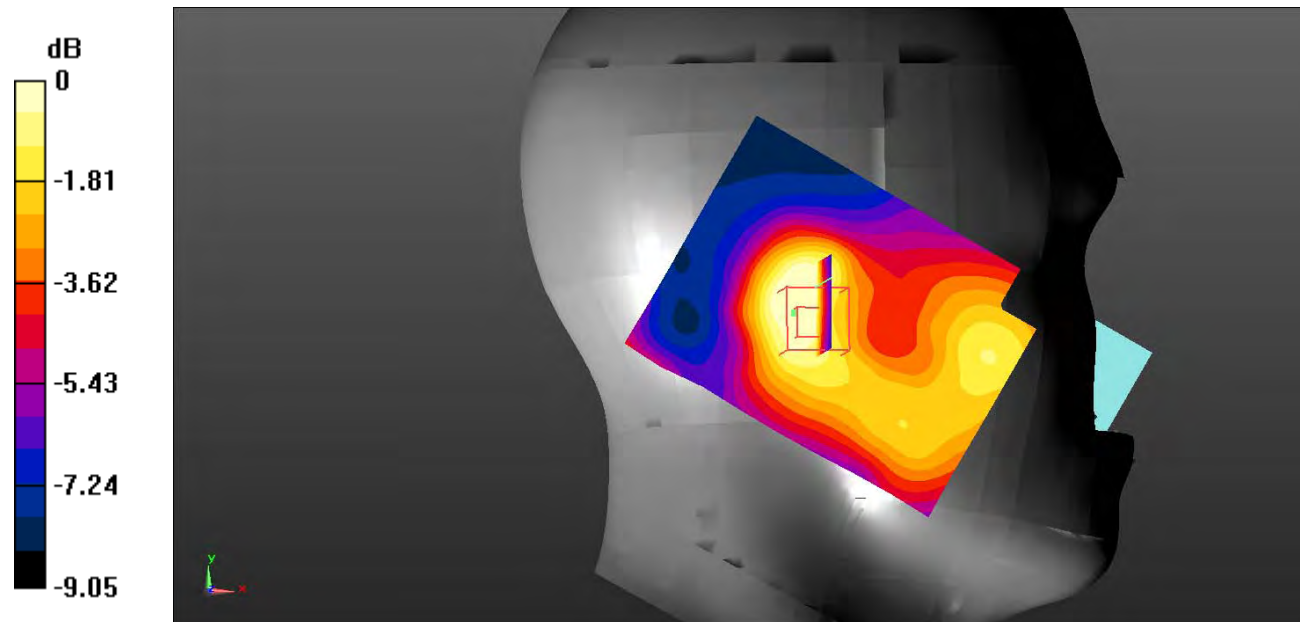
**Zoom Scan (5x5x7)/Cube 0:** Measurement grid: dx=8mm, dy=8mm, dz=5mm

Reference Value = 7.193 V/m; Power Drift = -6.80 dB

Peak SAR (extrapolated) = 0.306 W/kg

**SAR(1 g) = 0.098 W/kg; SAR(10 g) = 0.053 W/kg**

Maximum value of SAR (measured) = 0.0934 W/kg



0 dB = 0.0934 W/kg = -10.30 dBW/kg

**Test Plot 86#: LTE Band 4\_Head Left Tilt\_50%RB\_Middle**

**DUT: Smart Phone; Type: S4005L; Serial: 19010300205;**

Communication System: Generic FDD-LTE; Frequency: 1732.5 MHz;Duty Cycle: 1:1  
 Medium parameters used:  $f = 1732.5$  MHz;  $\sigma = 1.391$  S/m;  $\epsilon_r = 41.287$ ;  $\rho = 1000$  kg/m<sup>3</sup> ;  
 Phantom section: Left Section

DASY5 Configuration:

- Probe: EX3DV4 - SN7522; ConvF(8.2, 8.2, 8.2); Calibrated: 2018/11/2;
- Sensor-Surface: 4mm (Mechanical Surface Detection)
- Electronics: DAE4 SN1562;Calibrated: 2018/11/6
- Phantom: SAM-Twin V8.0 P1aP2a; Type: QD 000 P41 AA; Serial: 1962
- Measurement SW: DASY52, Version 52.10 (2);

**Area Scan (61x81x1):** Interpolated grid: dx=1.500 mm, dy=1.500 mm

Maximum value of SAR (interpolated) = 0.0710 W/kg


**Zoom Scan (5x5x7)/Cube 0:** Measurement grid: dx=8mm, dy=8mm, dz=5mm

Reference Value = 7.018 V/m; Power Drift = 0.39 dB

Peak SAR (extrapolated) = 0.338 W/kg

**SAR(1 g) = 0.080 W/kg; SAR(10 g) = 0.029 W/kg**

Maximum value of SAR (measured) = 0.0985 W/kg



0 dB = 0.0985 W/kg = -10.07 dBW/kg

**Test Plot 87#: LTE Band 4\_Head Right Cheek\_1RB\_Low**

**DUT: Smart Phone; Type: S4005L; Serial: 19010300205;**

Communication System: Generic FDD-LTE; Frequency: 1720 MHz;Duty Cycle: 1:1  
 Medium parameters used:  $f = 1720 \text{ MHz}$ ;  $\sigma = 1.368 \text{ S/m}$ ;  $\epsilon_r = 41.143$ ;  $\rho = 1000 \text{ kg/m}^3$  ;  
 Phantom section: Right Section

DASY5 Configuration:

- Probe: EX3DV4 - SN7522; ConvF(8.2, 8.2, 8.2); Calibrated: 2018/11/2;
- Sensor-Surface: 4mm (Mechanical Surface Detection)
- Electronics: DAE4 SN1562;Calibrated: 2018/11/6
- Phantom: SAM-Twin V8.0 P1aP2a; Type: QD 000 P41 AA; Serial: 1962
- Measurement SW: DASY52, Version 52.10 (2);

**Area Scan (61x81x1):** Interpolated grid:  $dx=1.500 \text{ mm}$ ,  $dy=1.500 \text{ mm}$

Maximum value of SAR (interpolated) = 0.732 W/kg

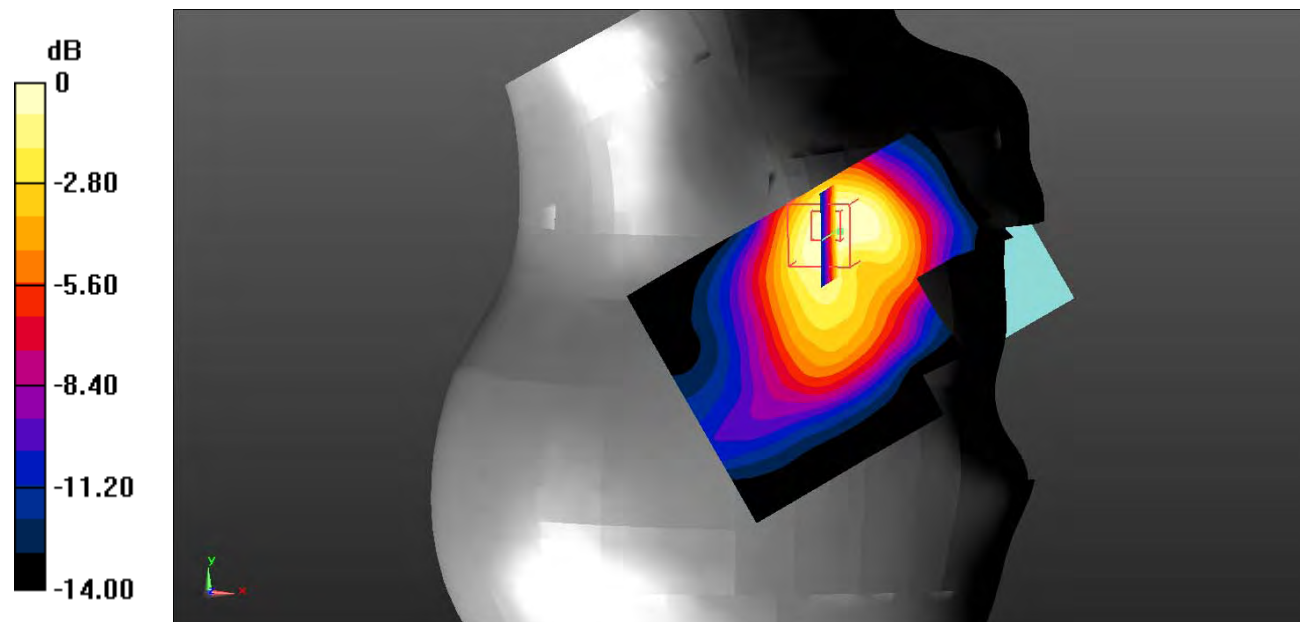
**Zoom Scan (5x5x7)/Cube 0:** Measurement grid:  $dx=8\text{mm}$ ,  $dy=8\text{mm}$ ,  $dz=5\text{mm}$

Reference Value = 5.721 V/m; Power Drift = 0.71 dB

Peak SAR (extrapolated) = 1.06 W/kg

**SAR(1 g) = 0.647 W/kg; SAR(10 g) = 0.365 W/kg**

Maximum value of SAR (measured) = 0.662 W/kg



0 dB = 0.662 W/kg = -1.79 dBW/kg

**Test Plot 88#: LTE Band 4\_Head Right Cheek\_1RB\_Middle**

**DUT: Smart Phone; Type: S4005L; Serial: 19010300205;**

Communication System: Generic FDD-LTE; Frequency: 1732.5 MHz; Duty Cycle: 1:1  
 Medium parameters used:  $f = 1732.5 \text{ MHz}$ ;  $\sigma = 1.391 \text{ S/m}$ ;  $\epsilon_r = 41.287$ ;  $\rho = 1000 \text{ kg/m}^3$  ;  
 Phantom section: Right Section

DASY5 Configuration:

- Probe: EX3DV4 - SN7522; ConvF(8.2, 8.2, 8.2); Calibrated: 2018/11/2;
- Sensor-Surface: 4mm (Mechanical Surface Detection)
- Electronics: DAE4 SN1562; Calibrated: 2018/11/6
- Phantom: SAM-Twin V8.0 P1aP2a; Type: QD 000 P41 AA; Serial: 1962
- Measurement SW: DASY52, Version 52.10 (2);

**Area Scan (61x81x1):** Interpolated grid:  $dx=1.500 \text{ mm}$ ,  $dy=1.500 \text{ mm}$

Maximum value of SAR (interpolated) = 0.757 W/kg

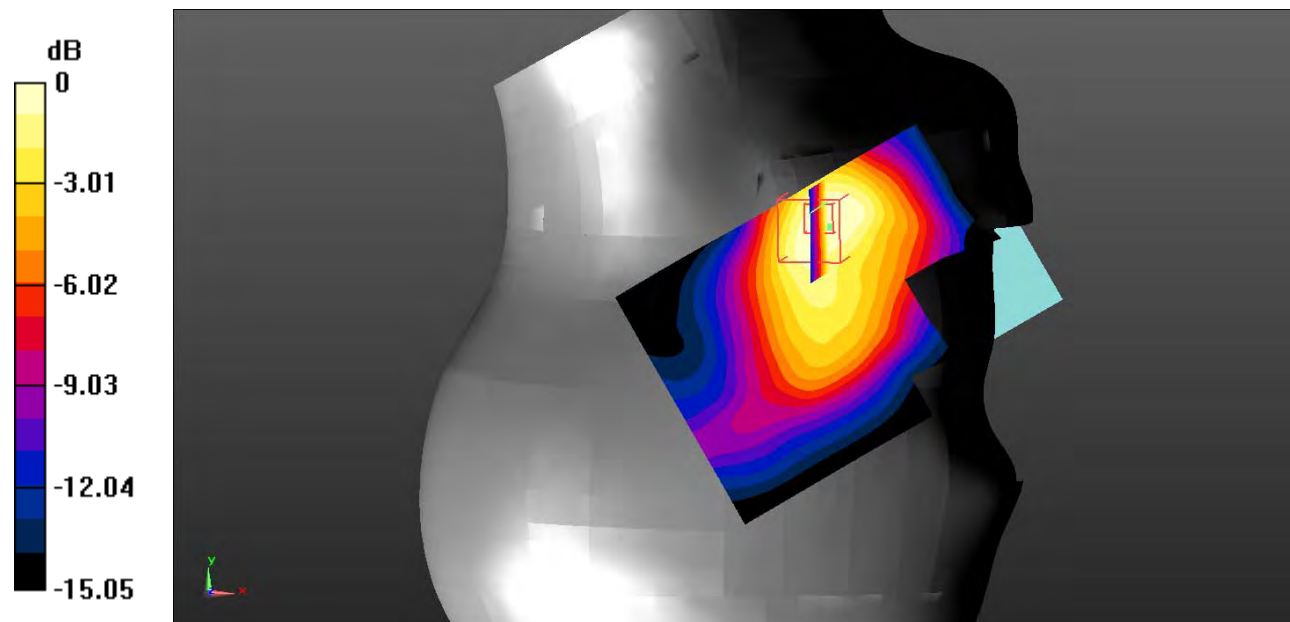
**Zoom Scan (5x5x7)/Cube 0:** Measurement grid:  $dx=8\text{mm}$ ,  $dy=8\text{mm}$ ,  $dz=5\text{mm}$

Reference Value = 6.318 V/m; Power Drift = 0.54 dB

Peak SAR (extrapolated) = 1.10 W/kg

**SAR(1 g) = 0.692 W/kg; SAR(10 g) = 0.395 W/kg**

Maximum value of SAR (measured) = 0.708 W/kg



0 dB = 0.708 W/kg = -1.50 dBW/kg



**Test Plot 89#: LTE Band 4\_Head Right Cheek\_1RB\_High**

**DUT: Smart Phone; Type: S4005L; Serial: 19010300205;**

Communication System: Generic FDD-LTE; Frequency: 1745 MHz;Duty Cycle: 1:1  
 Medium parameters used:  $f = 1745 \text{ MHz}$ ;  $\sigma = 1.383 \text{ S/m}$ ;  $\epsilon_r = 41.342$ ;  $\rho = 1000 \text{ kg/m}^3$  ;  
 Phantom section: Right Section

DASY5 Configuration:

- Probe: EX3DV4 - SN7522; ConvF(8.2, 8.2, 8.2); Calibrated: 2018/11/2;
- Sensor-Surface: 4mm (Mechanical Surface Detection)
- Electronics: DAE4 SN1562;Calibrated: 2018/11/6
- Phantom: SAM-Twin V8.0 P1aP2a; Type: QD 000 P41 AA; Serial: 1962
- Measurement SW: DASY52, Version 52.10 (2);

**Area Scan (61x81x1):** Interpolated grid:  $dx=1.500 \text{ mm}$ ,  $dy=1.500 \text{ mm}$

Maximum value of SAR (interpolated) = 0.467 W/kg

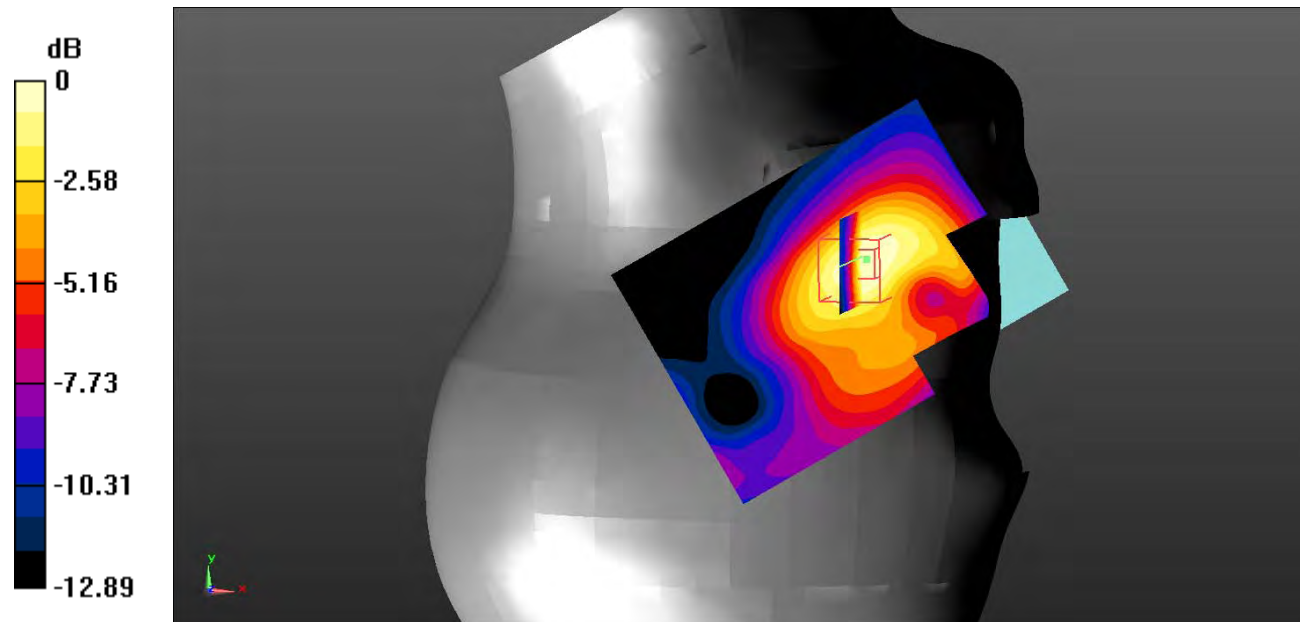
**Zoom Scan (5x5x7)/Cube 0:** Measurement grid:  $dx=8\text{mm}$ ,  $dy=8\text{mm}$ ,  $dz=5\text{mm}$

Reference Value = 5.399 V/m; Power Drift = 0.84 dB

Peak SAR (extrapolated) = 0.688 W/kg

**SAR(1 g) = 0.429 W/kg; SAR(10 g) = 0.247 W/kg**

Maximum value of SAR (measured) = 0.458 W/kg



0 dB = 0.458 W/kg = -3.39 dBW/kg

**Test Plot 90#: LTE Band 4\_Head Right Cheek\_50%RB\_Middle**

**DUT: Smart Phone; Type: S4005L; Serial: 19010300205;**

Communication System: Generic FDD-LTE; Frequency: 1732.5 MHz; Duty Cycle: 1:1  
 Medium parameters used:  $f = 1732.5 \text{ MHz}$ ;  $\sigma = 1.391 \text{ S/m}$ ;  $\epsilon_r = 41.287$ ;  $\rho = 1000 \text{ kg/m}^3$  ;  
 Phantom section: Right Section

DASY5 Configuration:

- Probe: EX3DV4 - SN7522; ConvF(8.2, 8.2, 8.2); Calibrated: 2018/11/2;
- Sensor-Surface: 4mm (Mechanical Surface Detection)
- Electronics: DAE4 SN1562; Calibrated: 2018/11/6
- Phantom: SAM-Twin V8.0 P1aP2a; Type: QD 000 P41 AA; Serial: 1962
- Measurement SW: DASY52, Version 52.10 (2);

**Area Scan (61x81x1):** Interpolated grid:  $dx=1.500 \text{ mm}$ ,  $dy=1.500 \text{ mm}$

Maximum value of SAR (interpolated) = 0.600 W/kg

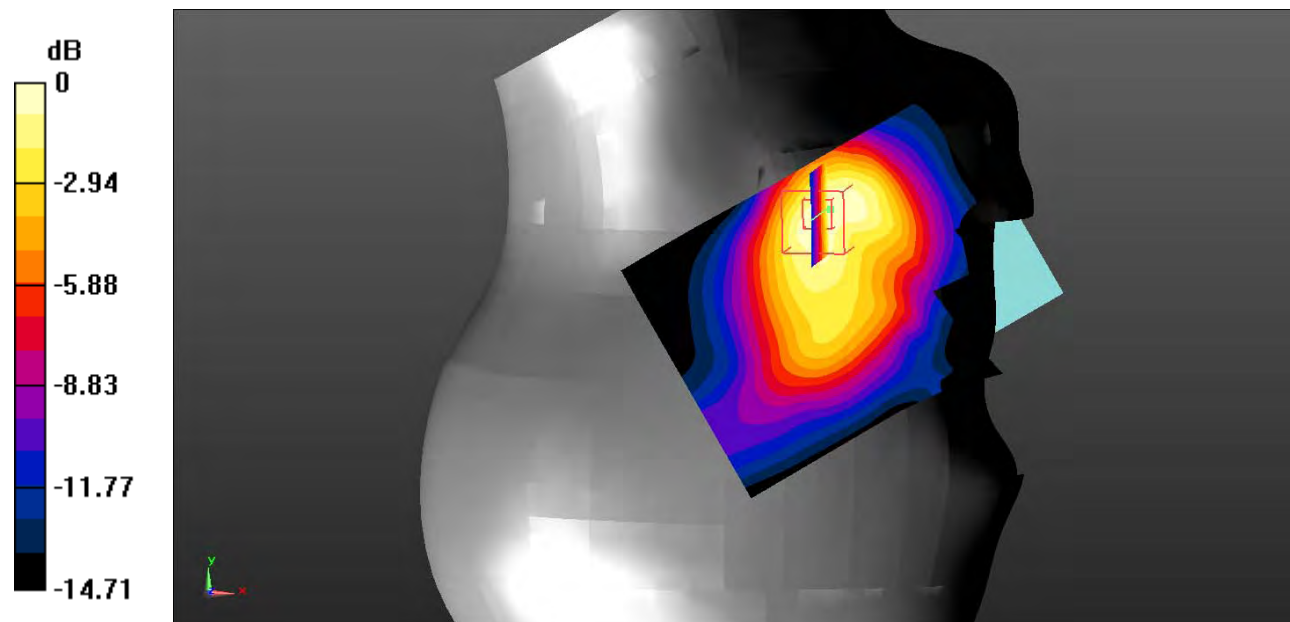
**Zoom Scan (5x5x7)/Cube 0:** Measurement grid:  $dx=8\text{mm}$ ,  $dy=8\text{mm}$ ,  $dz=5\text{mm}$

Reference Value = 5.344 V/m; Power Drift = 1.04 dB

Peak SAR (extrapolated) = 0.867 W/kg

**SAR(1 g) = 0.545 W/kg; SAR(10 g) = 0.313 W/kg**

Maximum value of SAR (measured) = 0.576 W/kg



0 dB = 0.576 W/kg = -2.40 dBW/kg

**Test Plot 91#: LTE Band 4\_Head Right Tilt\_1RB\_Middle**

**DUT: Smart Phone; Type: S4005L; Serial: 19010300205;**

Communication System: Generic FDD-LTE; Frequency: 1732.5 MHz;Duty Cycle: 1:1  
 Medium parameters used:  $f = 1732.5 \text{ MHz}$ ;  $\sigma = 1.391 \text{ S/m}$ ;  $\epsilon_r = 41.287$ ;  $\rho = 1000 \text{ kg/m}^3$  ;  
 Phantom section: Right Section

DASY5 Configuration:

- Probe: EX3DV4 - SN7522; ConvF(8.2, 8.2, 8.2); Calibrated: 2018/11/2;
- Sensor-Surface: 4mm (Mechanical Surface Detection)
- Electronics: DAE4 SN1562;Calibrated: 2018/11/6
- Phantom: SAM-Twin V8.0 P1aP2a; Type: QD 000 P41 AA; Serial: 1962
- Measurement SW: DASY52, Version 52.10 (2);

**Area Scan (61x81x1):** Interpolated grid:  $dx=1.500 \text{ mm}$ ,  $dy=1.500 \text{ mm}$

Maximum value of SAR (interpolated) =  $0.102 \text{ W/kg}$

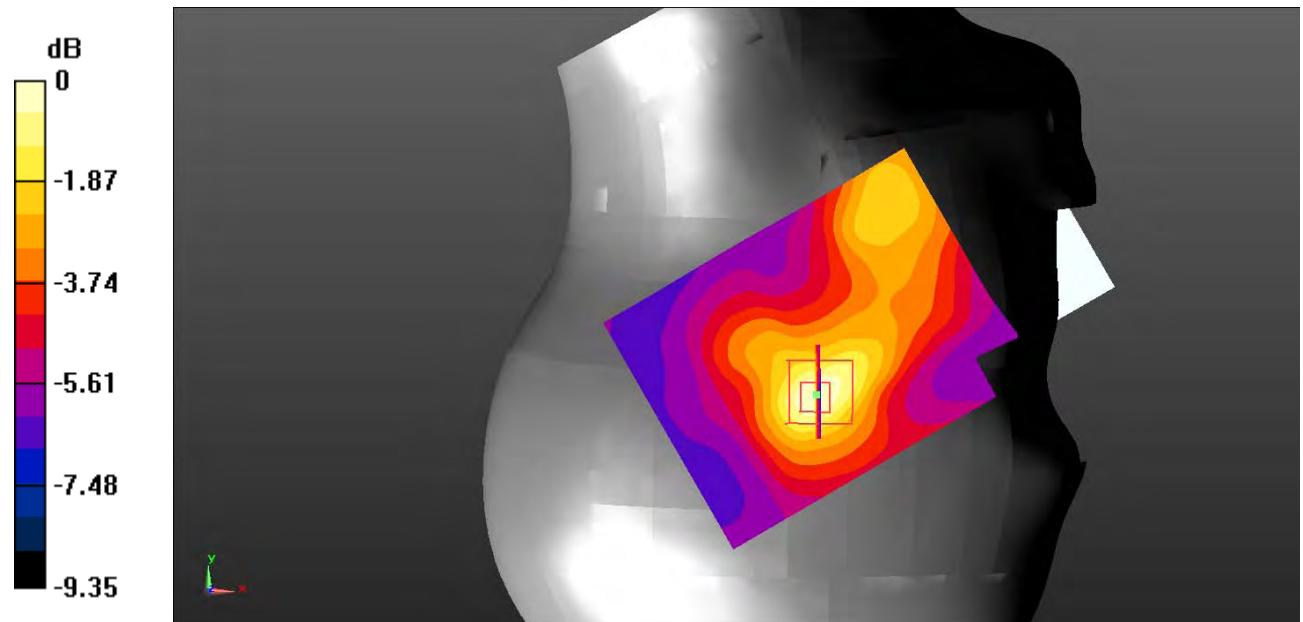
**Zoom Scan (5x5x7)/Cube 0:** Measurement grid:  $dx=8\text{mm}$ ,  $dy=8\text{mm}$ ,  $dz=5\text{mm}$

Reference Value =  $5.272 \text{ V/m}$ ; Power Drift =  $0.42 \text{ dB}$

Peak SAR (extrapolated) =  $0.141 \text{ W/kg}$

**SAR(1 g) =  $0.096 \text{ W/kg}$ ; SAR(10 g) =  $0.063 \text{ W/kg}$**

Maximum value of SAR (measured) =  $0.0998 \text{ W/kg}$



0 dB =  $0.0998 \text{ W/kg}$  =  $-10.01 \text{ dBW/kg}$

**Test Plot 92#: LTE Band 4\_Head Right Tilt\_50%RB\_Middle**

**DUT: Smart Phone; Type: S4005L; Serial: 19010300205;**

Communication System: Generic FDD-LTE; Frequency: 1732.5 MHz;Duty Cycle: 1:1  
 Medium parameters used:  $f = 1732.5 \text{ MHz}$ ;  $\sigma = 1.391 \text{ S/m}$ ;  $\epsilon_r = 41.287$ ;  $\rho = 1000 \text{ kg/m}^3$  ;  
 Phantom section: Right Section

DASY5 Configuration:

- Probe: EX3DV4 - SN7522; ConvF(8.2, 8.2, 8.2); Calibrated: 2018/11/2;
- Sensor-Surface: 4mm (Mechanical Surface Detection)
- Electronics: DAE4 SN1562;Calibrated: 2018/11/6
- Phantom: SAM-Twin V8.0 P1aP2a; Type: QD 000 P41 AA; Serial: 1962
- Measurement SW: DASY52, Version 52.10 (2);

**Area Scan (61x81x1):** Interpolated grid:  $dx=1.500 \text{ mm}$ ,  $dy=1.500 \text{ mm}$

Maximum value of SAR (interpolated) = 0.105 W/kg

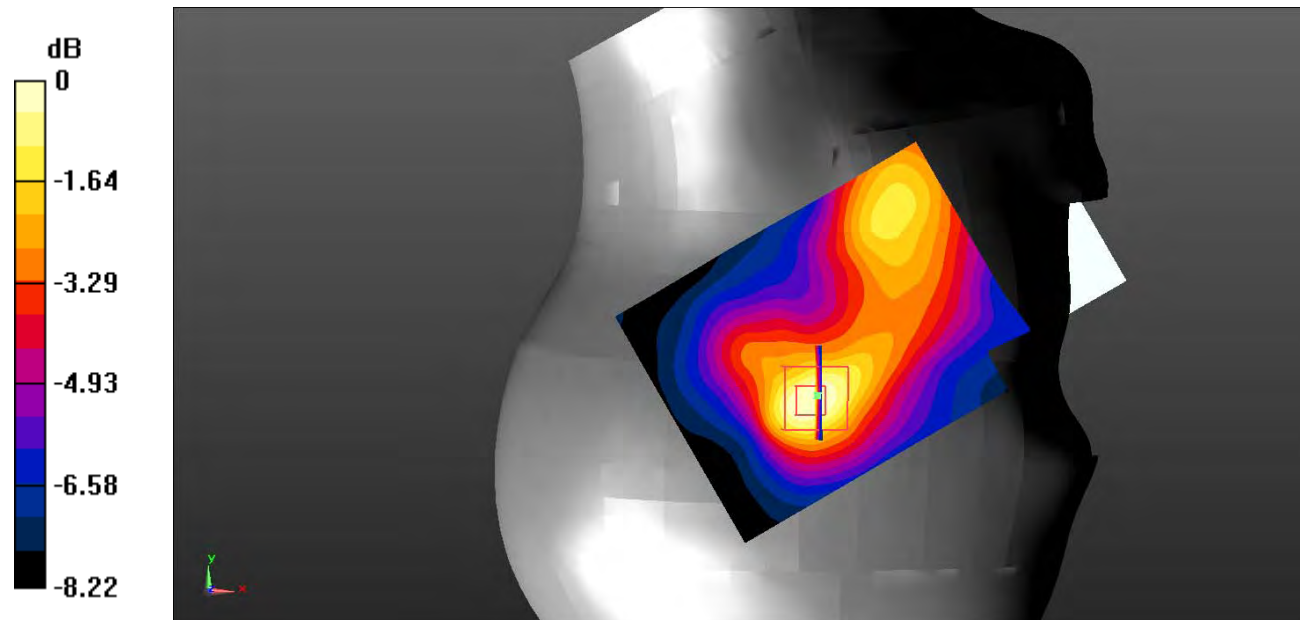
**Zoom Scan (5x5x7)/Cube 0:** Measurement grid:  $dx=8\text{mm}$ ,  $dy=8\text{mm}$ ,  $dz=5\text{mm}$

Reference Value = 6.117 V/m; Power Drift = 0.51 dB

Peak SAR (extrapolated) = 0.153 W/kg

**SAR(1 g) = 0.103 W/kg; SAR(10 g) = 0.066 W/kg**

Maximum value of SAR (measured) = 0.106 W/kg



0 dB = 0.106 W/kg = -9.75 dBW/kg

**Test Plot 93#: LTE Band 4\_Body Back\_1RB\_Low**

**DUT: Smart Phone; Type: S4005L; Serial: 19010300205;**

Communication System: Generic FDD-LTE; Frequency: 1720 MHz;Duty Cycle: 1:1  
 Medium parameters used:  $f = 1720 \text{ MHz}$ ;  $\sigma = 1.47 \text{ S/m}$ ;  $\epsilon_r = 54.878$ ;  $\rho = 1000 \text{ kg/m}^3$  ;  
 Phantom section: Flat Section

DASY5 Configuration:

- Probe: EX3DV4 - SN7522; ConvF(7.88, 7.88, 7.88); Calibrated: 2018/11/2;
- Sensor-Surface: 4mm (Mechanical Surface Detection)
- Electronics: DAE4 SN1562;Calibrated: 2018/11/6
- Phantom: ELI V8.0 P1aP2a; Type: QD OVA 004 AA; Serial: 2092
- Measurement SW: DASY52, Version 52.10 (2);

**Area Scan (61x81x1):** Interpolated grid:  $dx=1.500 \text{ mm}$ ,  $dy=1.500 \text{ mm}$

Maximum value of SAR (interpolated) =  $0.740 \text{ W/kg}$

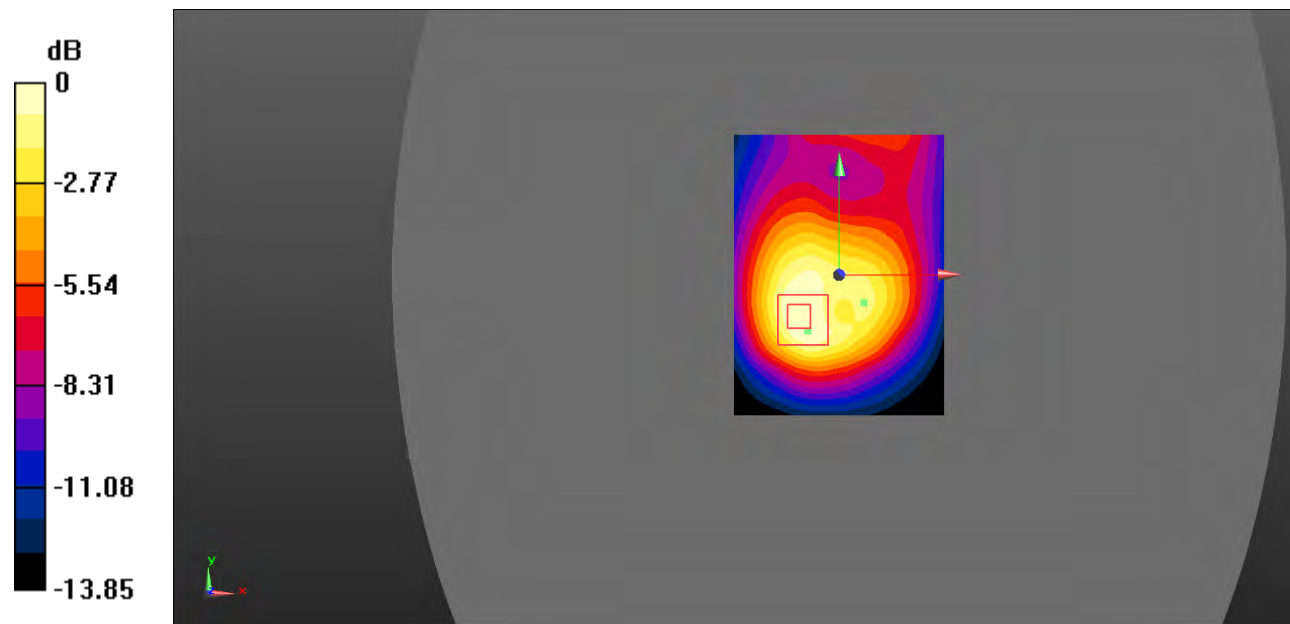
**Zoom Scan (7x7x7)/Cube 0:** Measurement grid:  $dx=5\text{mm}$ ,  $dy=5\text{mm}$ ,  $dz=5\text{mm}$

Reference Value =  $18.99 \text{ V/m}$ ; Power Drift =  $0.05 \text{ dB}$

Peak SAR (extrapolated) =  $1.10 \text{ W/kg}$

**SAR(1 g) =  $0.676 \text{ W/kg}$ ; SAR(10 g) =  $0.397 \text{ W/kg}$**

Maximum value of SAR (measured) =  $0.727 \text{ W/kg}$



0 dB =  $0.727 \text{ W/kg}$  =  $-1.38 \text{ dBW/kg}$

**Test Plot 94#: LTE Band 4\_Body Back\_1RB\_Middle**

**DUT: Smart Phone; Type: S4005L; Serial: 19010300205;**

Communication System: Generic FDD-LTE; Frequency: 1732.5 MHz; Duty Cycle: 1:1  
 Medium parameters used:  $f = 1732.5 \text{ MHz}$ ;  $\sigma = 1.477 \text{ S/m}$ ;  $\epsilon_r = 54.479$ ;  $\rho = 1000 \text{ kg/m}^3$  ;  
 Phantom section: Flat Section

DASY5 Configuration:

- Probe: EX3DV4 - SN7522; ConvF(7.88, 7.88, 7.88); Calibrated: 2018/11/2;
- Sensor-Surface: 4mm (Mechanical Surface Detection)
- Electronics: DAE4 SN1562; Calibrated: 2018/11/6
- Phantom: ELI V8.0 P1aP2a; Type: QD OVA 004 AA; Serial: 2092
- Measurement SW: DASY52, Version 52.10 (2);

**Area Scan (61x81x1):** Interpolated grid: dx=1.500 mm, dy=1.500 mm

Maximum value of SAR (interpolated) = 0.777 W/kg

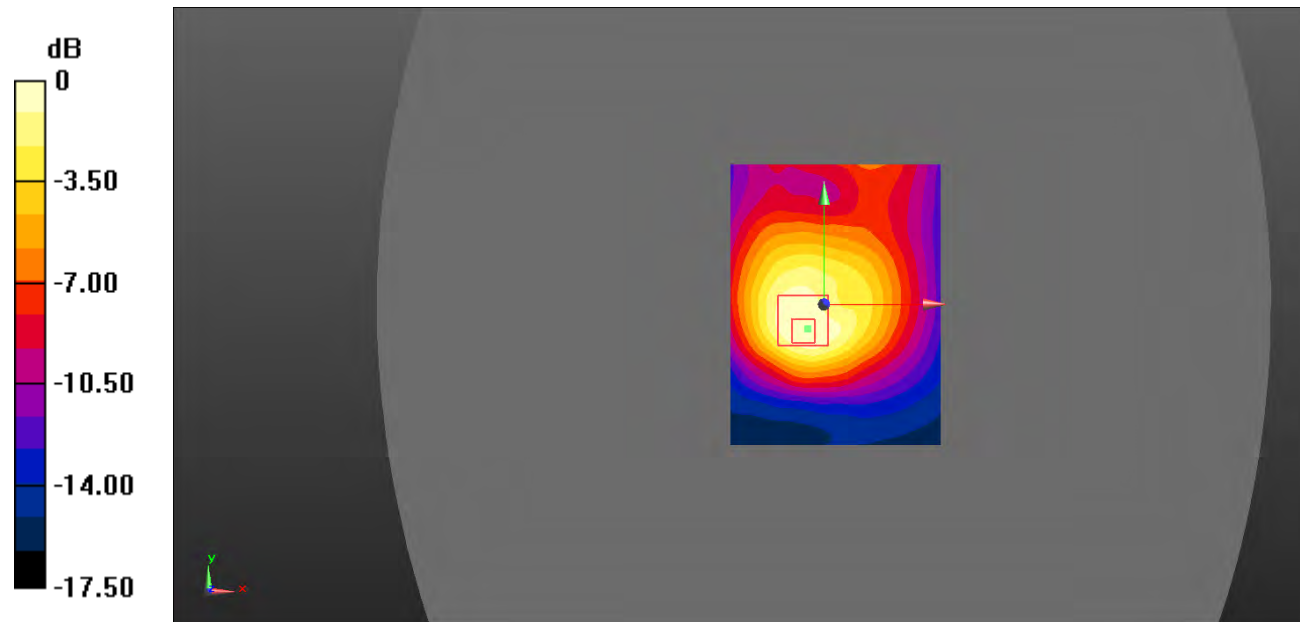
**Zoom Scan (7x7x7)/Cube 0:** Measurement grid: dx=5mm, dy=5mm, dz=5mm

Reference Value = 17.41 V/m; Power Drift = -14.64 dB

Peak SAR (extrapolated) = 1.31 W/kg

**SAR(1 g) = 0.609 W/kg; SAR(10 g) = 0.360 W/kg**

Maximum value of SAR (measured) = 0.658 W/kg



0 dB = 0.658 W/kg = -1.82 dBW/kg

**Test Plot 95#: LTE Band 4\_Body Back\_1RB\_High**

**DUT: Smart Phone; Type: S4005L; Serial: 19010300205;**

Communication System: Generic FDD-LTE; Frequency: 1745 MHz;Duty Cycle: 1:1  
 Medium parameters used:  $f = 1745 \text{ MHz}$ ;  $\sigma = 1.479 \text{ S/m}$ ;  $\epsilon_r = 54.762$ ;  $\rho = 1000 \text{ kg/m}^3$  ;  
 Phantom section: Flat Section

DASY5 Configuration:

- Probe: EX3DV4 - SN7522; ConvF(7.88, 7.88, 7.88); Calibrated: 2018/11/2;
- Sensor-Surface: 4mm (Mechanical Surface Detection)
- Electronics: DAE4 SN1562;Calibrated: 2018/11/6
- Phantom: ELI V8.0 P1aP2a; Type: QD OVA 004 AA; Serial: 2092
- Measurement SW: DASY52, Version 52.10 (2);

**Area Scan (61x81x1):** Interpolated grid:  $dx=1.500 \text{ mm}$ ,  $dy=1.500 \text{ mm}$

Maximum value of SAR (interpolated) =  $0.796 \text{ W/kg}$

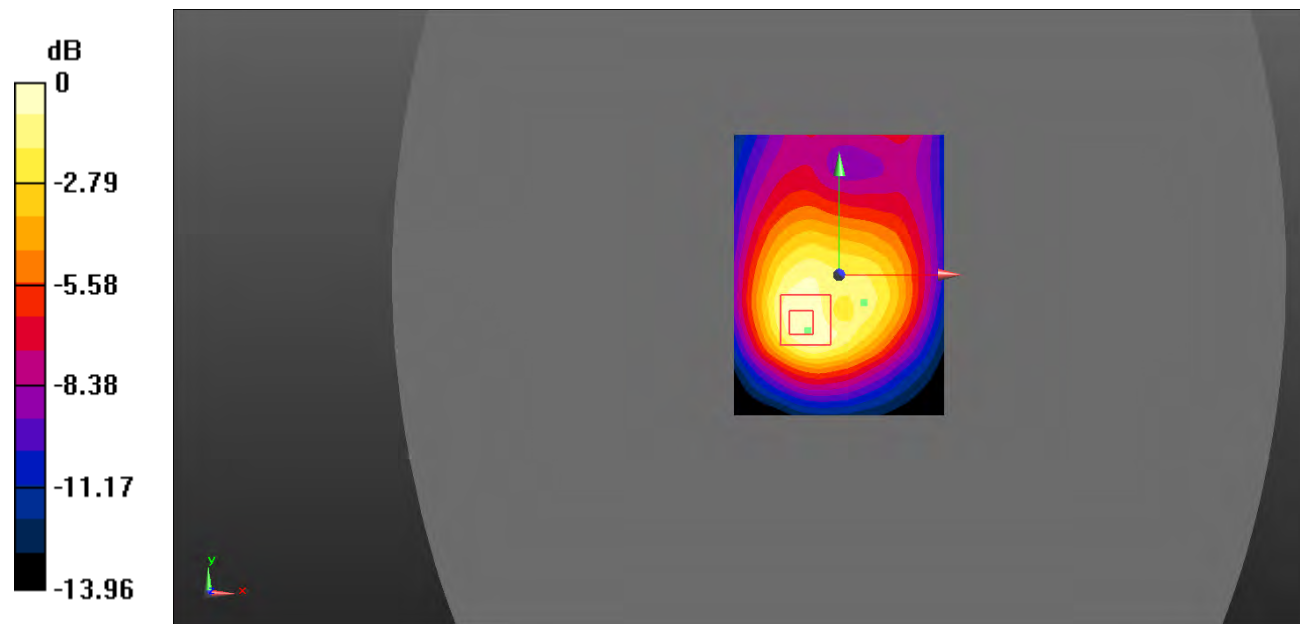
**Zoom Scan (7x7x7)/Cube 0:** Measurement grid:  $dx=5\text{mm}$ ,  $dy=5\text{mm}$ ,  $dz=5\text{mm}$

Reference Value =  $18.98 \text{ V/m}$ ; Power Drift =  $-0.09 \text{ dB}$

Peak SAR (extrapolated) =  $1.15 \text{ W/kg}$

**SAR(1 g) =  $0.706 \text{ W/kg}$ ; SAR(10 g) =  $0.414 \text{ W/kg}$**

Maximum value of SAR (measured) =  $0.759 \text{ W/kg}$



0 dB =  $0.759 \text{ W/kg} = -1.20 \text{ dBW/kg}$

**Test Plot 96#: LTE Band 4\_Body Back\_50%RB\_Middle**

**DUT: Smart Phone; Type: S4005L; Serial: 19010300205;**

Communication System: Generic FDD-LTE; Frequency: 1732.5 MHz;Duty Cycle: 1:1  
 Medium parameters used:  $f = 1732.5 \text{ MHz}$ ;  $\sigma = 1.477 \text{ S/m}$ ;  $\epsilon_r = 54.479$ ;  $\rho = 1000 \text{ kg/m}^3$  ;  
 Phantom section: Flat Section

DASY5 Configuration:

- Probe: EX3DV4 - SN7522; ConvF(7.88, 7.88, 7.88); Calibrated: 2018/11/2;
- Sensor-Surface: 4mm (Mechanical Surface Detection)
- Electronics: DAE4 SN1562;Calibrated: 2018/11/6
- Phantom: ELI V8.0 P1aP2a; Type: QD OVA 004 AA; Serial: 2092
- Measurement SW: DASY52, Version 52.10 (2);

**Area Scan (61x81x1):** Interpolated grid:  $dx=1.500 \text{ mm}$ ,  $dy=1.500 \text{ mm}$

Maximum value of SAR (interpolated) = 0.390 W/kg

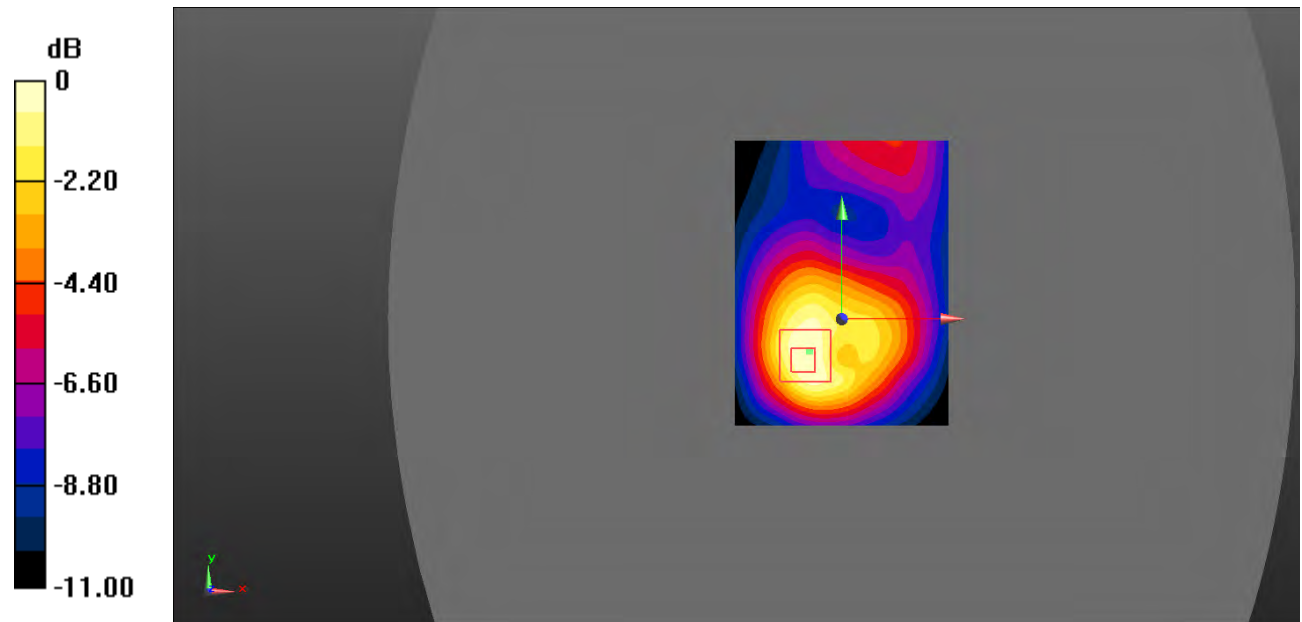
**Zoom Scan (7x7x7)/Cube 0:** Measurement grid:  $dx=5\text{mm}$ ,  $dy=5\text{mm}$ ,  $dz=5\text{mm}$

Reference Value = 13.11 V/m; Power Drift = 0.07 dB

Peak SAR (extrapolated) = 0.574 W/kg

**SAR(1 g) = 0.350 W/kg; SAR(10 g) = 0.206 W/kg**

Maximum value of SAR (measured) = 0.378 W/kg



0 dB = 0.378 W/kg = -4.23 dBW/kg



**Test Plot 97#: LTE Band 4\_Body Left\_1RB\_Middle**

**DUT: Smart Phone; Type: S4005L; Serial: 19010300205;**

Communication System: Generic FDD-LTE; Frequency: 1732.5 MHz; Duty Cycle: 1:1  
 Medium parameters used:  $f = 1732.5 \text{ MHz}$ ;  $\sigma = 1.477 \text{ S/m}$ ;  $\epsilon_r = 54.479$ ;  $\rho = 1000 \text{ kg/m}^3$  ;  
 Phantom section: Flat Section

DASY5 Configuration:

- Probe: EX3DV4 - SN7522; ConvF(7.88, 7.88, 7.88); Calibrated: 2018/11/2;
- Sensor-Surface: 4mm (Mechanical Surface Detection)
- Electronics: DAE4 SN1562; Calibrated: 2018/11/6
- Phantom: ELI V8.0 P1aP2a; Type: QD OVA 004 AA; Serial: 2092
- Measurement SW: DASY52, Version 52.10 (2);

**Area Scan (61x81x1):** Interpolated grid:  $dx=1.500 \text{ mm}$ ,  $dy=1.500 \text{ mm}$

Maximum value of SAR (interpolated) = 0.0700 W/kg

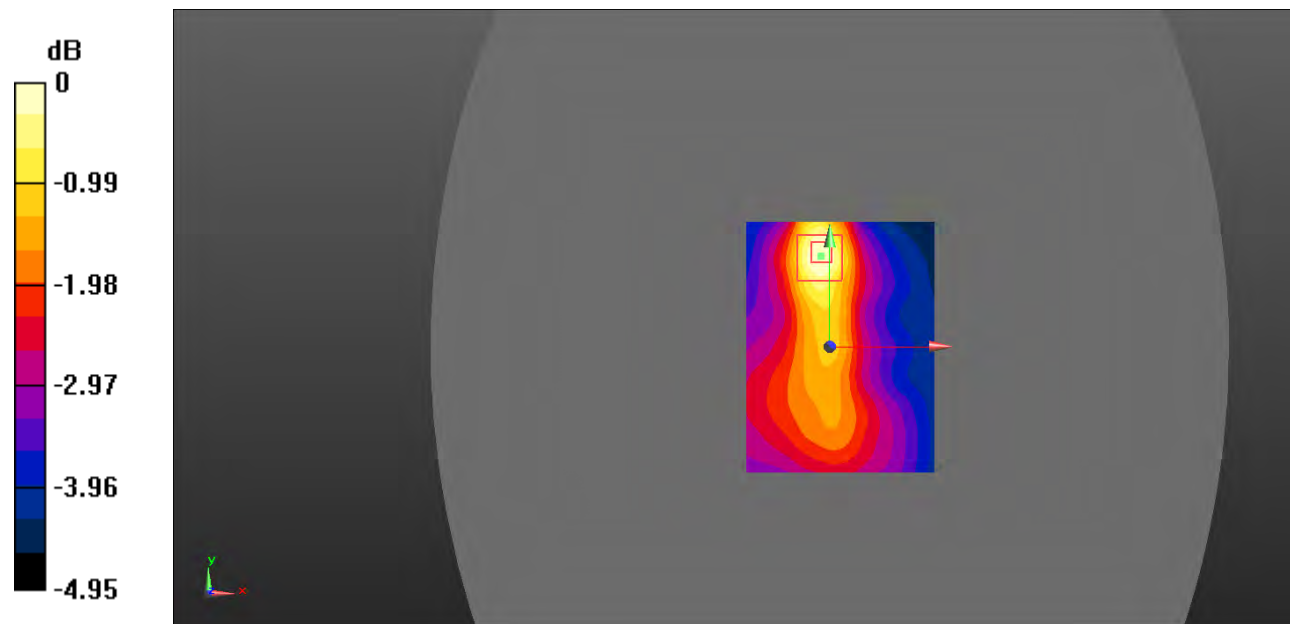
**Zoom Scan (7x7x7)/Cube 0:** Measurement grid:  $dx=5\text{mm}$ ,  $dy=5\text{mm}$ ,  $dz=5\text{mm}$

Reference Value = 6.155 V/m; Power Drift = -0.09 dB

Peak SAR (extrapolated) = 0.0890 W/kg

**SAR(1 g) = 0.064 W/kg; SAR(10 g) = 0.046 W/kg**

Maximum value of SAR (measured) = 0.0681 W/kg



0 dB = 0.0681 W/kg = -11.67 dBW/kg

**Test Plot 98#: LTE Band 4\_Body Left\_50%RB\_Middle**

**DUT: Smart Phone; Type: S4005L; Serial: 19010300205;**

Communication System: Generic FDD-LTE; Frequency: 1732.5 MHz;Duty Cycle: 1:1  
 Medium parameters used:  $f = 1732.5 \text{ MHz}$ ;  $\sigma = 1.477 \text{ S/m}$ ;  $\epsilon_r = 54.479$ ;  $\rho = 1000 \text{ kg/m}^3$  ;  
 Phantom section: Flat Section

DASY5 Configuration:

- Probe: EX3DV4 - SN7522; ConvF(7.88, 7.88, 7.88); Calibrated: 2018/11/2;
- Sensor-Surface: 4mm (Mechanical Surface Detection)
- Electronics: DAE4 SN1562;Calibrated: 2018/11/6
- Phantom: ELI V8.0 P1aP2a; Type: QD OVA 004 AA; Serial: 2092
- Measurement SW: DASY52, Version 52.10 (2);

**Area Scan (61x81x1):** Interpolated grid:  $dx=1.500 \text{ mm}$ ,  $dy=1.500 \text{ mm}$

Maximum value of SAR (interpolated) = 0.0576 W/kg

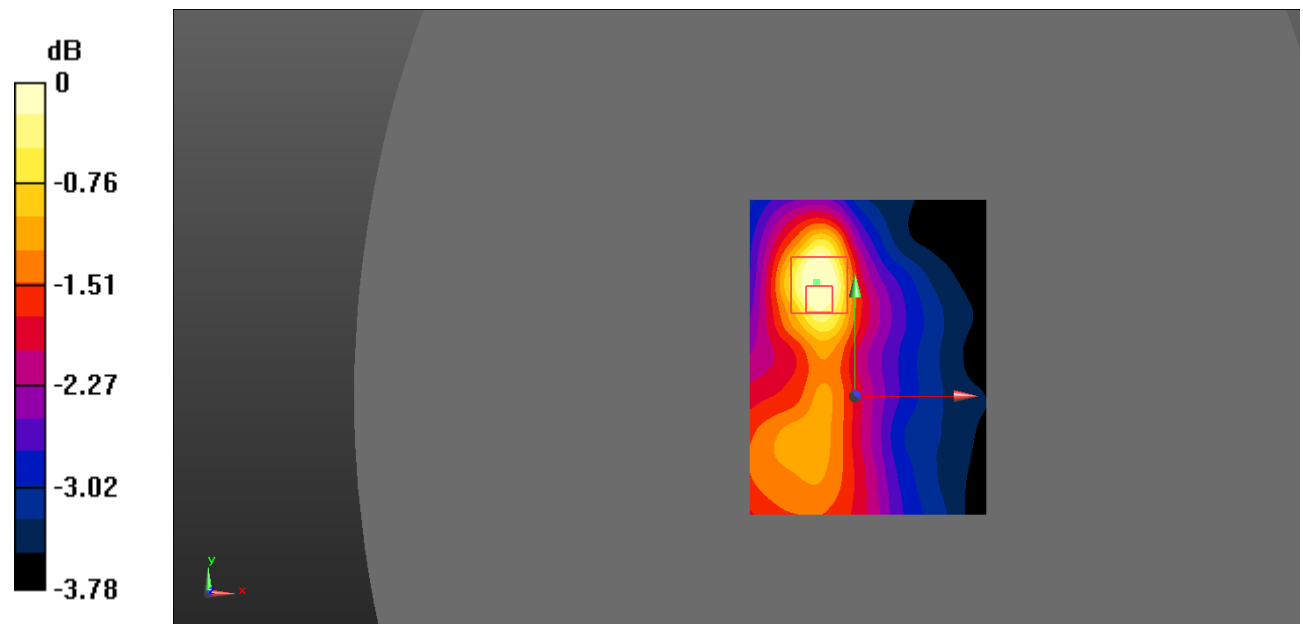
**Zoom Scan (7x7x7)/Cube 0:** Measurement grid:  $dx=5\text{mm}$ ,  $dy=5\text{mm}$ ,  $dz=5\text{mm}$

Reference Value = 4.559 V/m; Power Drift = 0.67 dB

Peak SAR (extrapolated) = 0.0820 W/kg

**SAR(1 g) = 0.051 W/kg; SAR(10 g) = 0.038 W/kg**

Maximum value of SAR (measured) = 0.0542 W/kg



0 dB = 0.0542 W/kg = -12.66 dBW/kg

**Test Plot 99#: LTE Band 4\_Body Right\_1RB\_Middle**

**DUT: Smart Phone; Type: S4005L; Serial: 19010300205;**

Communication System: Generic FDD-LTE; Frequency: 1732.5 MHz; Duty Cycle: 1:1  
 Medium parameters used:  $f = 1732.5 \text{ MHz}$ ;  $\sigma = 1.477 \text{ S/m}$ ;  $\epsilon_r = 54.479$ ;  $\rho = 1000 \text{ kg/m}^3$  ;  
 Phantom section: Flat Section

DASY5 Configuration:

- Probe: EX3DV4 - SN7522; ConvF(7.88, 7.88, 7.88); Calibrated: 2018/11/2;
- Sensor-Surface: 4mm (Mechanical Surface Detection)
- Electronics: DAE4 SN1562; Calibrated: 2018/11/6
- Phantom: ELI V8.0 P1aP2a; Type: QD OVA 004 AA; Serial: 2092
- Measurement SW: DASY52, Version 52.10 (2);

**Area Scan (61x101x1):** Interpolated grid:  $dx=1.500 \text{ mm}$ ,  $dy=1.500 \text{ mm}$

Maximum value of SAR (interpolated) =  $0.107 \text{ W/kg}$

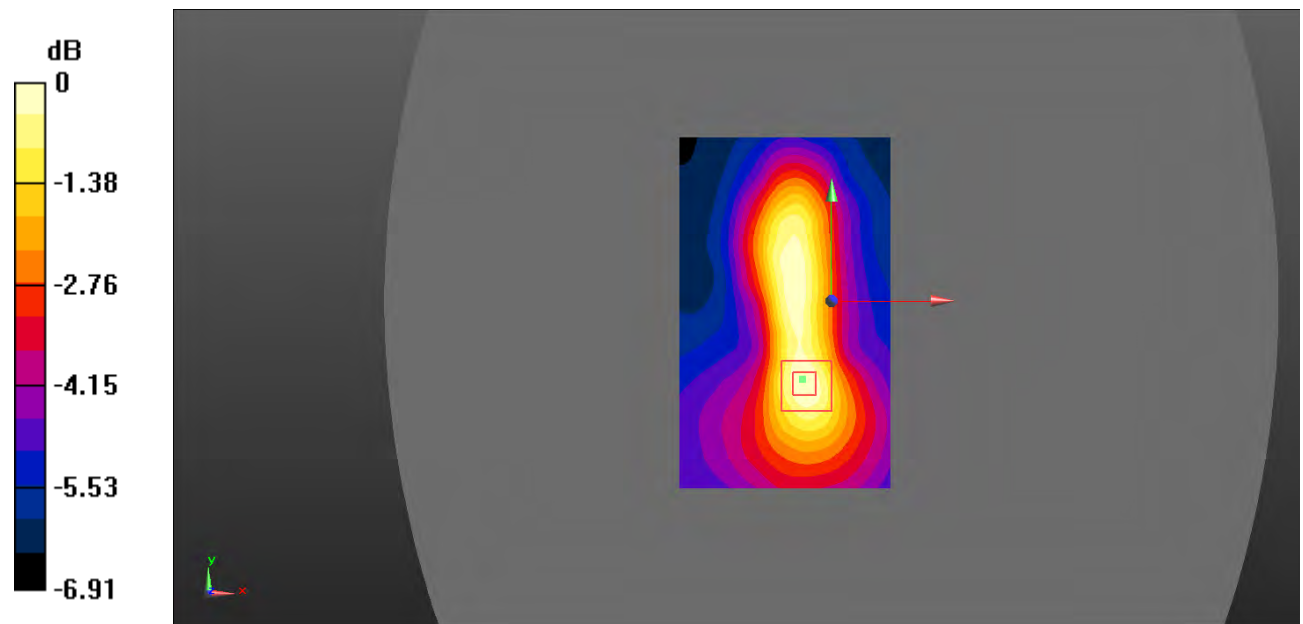
**Zoom Scan (7x7x7)/Cube 0:** Measurement grid:  $dx=5\text{mm}$ ,  $dy=5\text{mm}$ ,  $dz=5\text{mm}$

Reference Value =  $5.843 \text{ V/m}$ ; Power Drift =  $0.65 \text{ dB}$

Peak SAR (extrapolated) =  $0.145 \text{ W/kg}$

**SAR(1 g) =  $0.098 \text{ W/kg}$ ; SAR(10 g) =  $0.064 \text{ W/kg}$**

Maximum value of SAR (measured) =  $0.106 \text{ W/kg}$



0 dB =  $0.106 \text{ W/kg}$  =  $-9.75 \text{ dBW/kg}$

**Test Plot 100#: LTE Band 4\_Body Right\_50%RB\_Middle**

**DUT: Smart Phone; Type: S4005L; Serial: 19010300205;**

Communication System: Generic FDD-LTE; Frequency: 1732.5 MHz; Duty Cycle: 1:1  
 Medium parameters used:  $f = 1732.5 \text{ MHz}$ ;  $\sigma = 1.477 \text{ S/m}$ ;  $\epsilon_r = 54.479$ ;  $\rho = 1000 \text{ kg/m}^3$  ;  
 Phantom section: Flat Section

DASY5 Configuration:

- Probe: EX3DV4 - SN7522; ConvF(7.88, 7.88, 7.88); Calibrated: 2018/11/2;
- Sensor-Surface: 4mm (Mechanical Surface Detection)
- Electronics: DAE4 SN1562; Calibrated: 2018/11/6
- Phantom: ELI V8.0 P1aP2a; Type: QD OVA 004 AA; Serial: 2092
- Measurement SW: DASY52, Version 52.10 (2);

**Area Scan (61x81x1):** Interpolated grid: dx=1.500 mm, dy=1.500 mm

Maximum value of SAR (interpolated) = 0.0892 W/kg

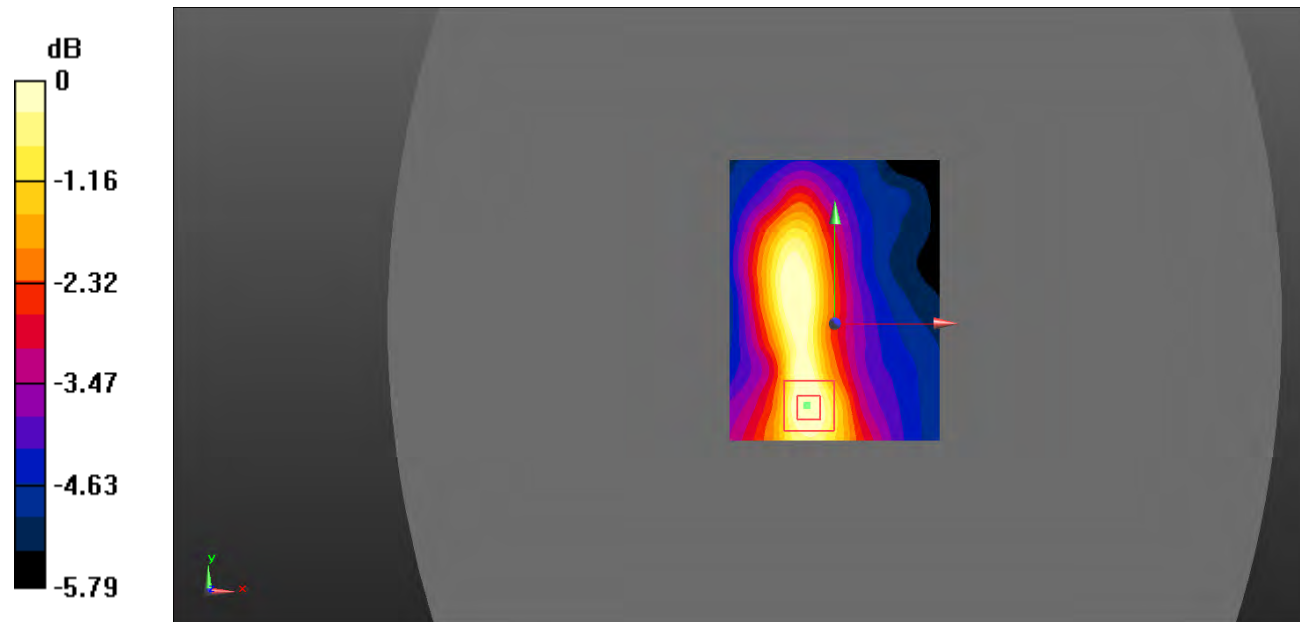
**Zoom Scan (7x7x7)/Cube 0:** Measurement grid: dx=5mm, dy=5mm, dz=5mm

Reference Value = 5.672 V/m; Power Drift = -0.11 dB

Peak SAR (extrapolated) = 0.112 W/kg

**SAR(1 g) = 0.079 W/kg; SAR(10 g) = 0.053 W/kg**

Maximum value of SAR (measured) = 0.0832 W/kg



0 dB = 0.0832 W/kg = -10.80 dBW/kg

**Test Plot 101#: LTE Band 4\_Body Bottom\_1RB\_Middle**

**DUT: Smart Phone; Type: S4005L; Serial: 19010300205;**

Communication System: Generic FDD-LTE; Frequency: 1732.5 MHz; Duty Cycle: 1:1  
 Medium parameters used:  $f = 1732.5 \text{ MHz}$ ;  $\sigma = 1.477 \text{ S/m}$ ;  $\epsilon_r = 54.479$ ;  $\rho = 1000 \text{ kg/m}^3$  ;  
 Phantom section: Flat Section

DASY5 Configuration:

- Probe: EX3DV4 - SN7522; ConvF(7.88, 7.88, 7.88); Calibrated: 2018/11/2;
- Sensor-Surface: 4mm (Mechanical Surface Detection)
- Electronics: DAE4 SN1562; Calibrated: 2018/11/6
- Phantom: ELI V8.0 P1aP2a; Type: QD OVA 004 AA; Serial: 2092
- Measurement SW: DASY52, Version 52.10 (2);

**Area Scan (61x81x1):** Interpolated grid: dx=1.500 mm, dy=1.500 mm

Maximum value of SAR (interpolated) = 0.666 W/kg

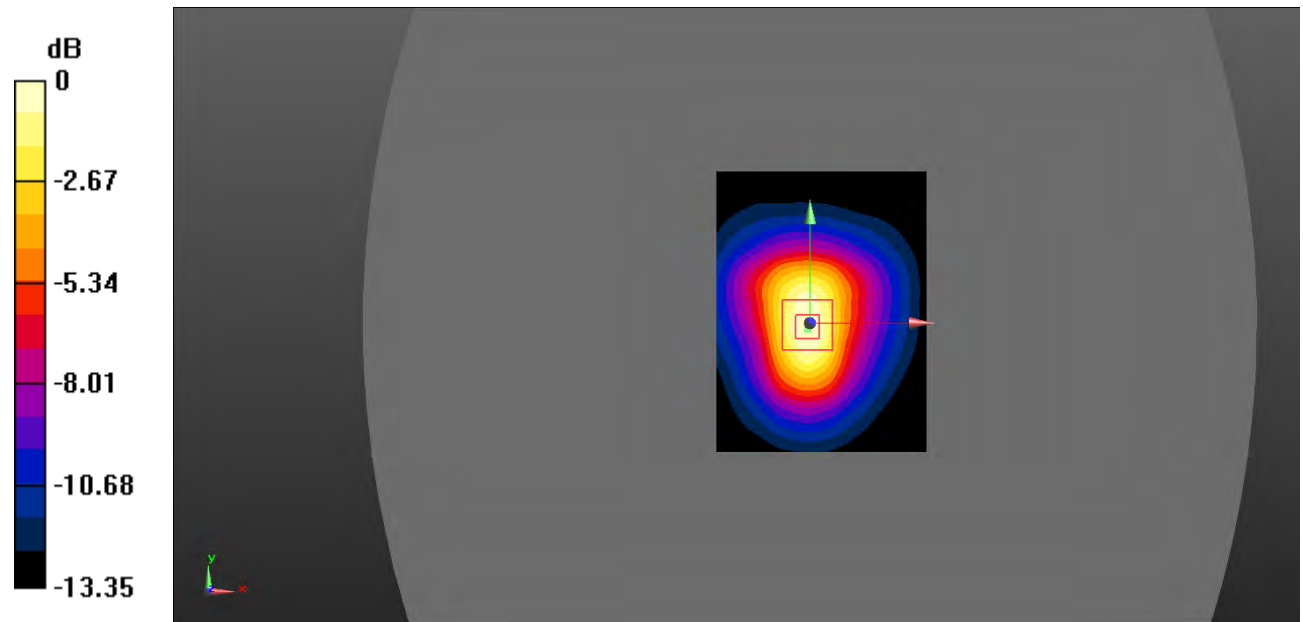
**Zoom Scan (7x7x7)/Cube 0:** Measurement grid: dx=5mm, dy=5mm, dz=5mm

Reference Value = 21.47 V/m; Power Drift = -0.28 dB

Peak SAR (extrapolated) = 0.933 W/kg

**SAR(1 g) = 0.576 W/kg; SAR(10 g) = 0.329 W/kg**

Maximum value of SAR (measured) = 0.633 W/kg



0 dB = 0.633 W/kg = -1.99 dBW/kg

**Test Plot 102#: LTE Band 4\_Body Bottom\_50%RB\_Middle**

**DUT: Smart Phone; Type: S4005L; Serial: 19010300205;**

Communication System: Generic FDD-LTE; Frequency: 1732.5 MHz; Duty Cycle: 1:1  
 Medium parameters used:  $f = 1732.5 \text{ MHz}$ ;  $\sigma = 1.477 \text{ S/m}$ ;  $\epsilon_r = 54.479$ ;  $\rho = 1000 \text{ kg/m}^3$  ;  
 Phantom section: Flat Section

DASY5 Configuration:

- Probe: EX3DV4 - SN7522; ConvF(7.88, 7.88, 7.88); Calibrated: 2018/11/2;
- Sensor-Surface: 4mm (Mechanical Surface Detection)
- Electronics: DAE4 SN1562; Calibrated: 2018/11/6
- Phantom: ELI V8.0 P1aP2a; Type: QD OVA 004 AA; Serial: 2092
- Measurement SW: DASY52, Version 52.10 (2);

**Area Scan (61x81x1):** Interpolated grid: dx=1.500 mm, dy=1.500 mm

Maximum value of SAR (interpolated) = 0.356 W/kg

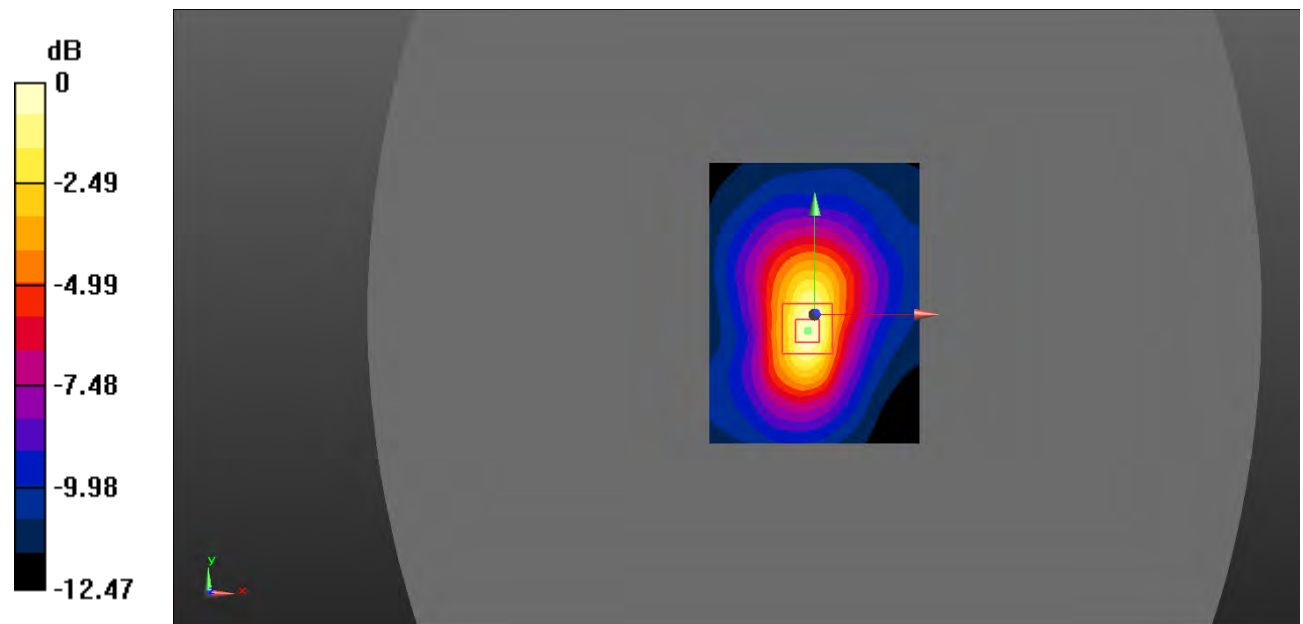
**Zoom Scan (7x7x7)/Cube 0:** Measurement grid: dx=5mm, dy=5mm, dz=5mm

Reference Value = 14.99 V/m; Power Drift = 0.09 dB

Peak SAR (extrapolated) = 0.547 W/kg

**SAR(1 g) = 0.330 W/kg; SAR(10 g) = 0.183 W/kg**

Maximum value of SAR (measured) = 0.367 W/kg



0 dB = 0.367 W/kg = -4.35 dBW/kg

**Test Plot 103#: LTE Band 5\_Head Left Cheek\_1RB\_Low**

**DUT: Smart Phone; Type: S4005L; Serial: 19010300205;**

Communication System: Generic FDD-LTE; Frequency: 829 MHz; Duty Cycle: 1:1  
 Medium parameters used:  $f = 829 \text{ MHz}$ ;  $\sigma = 0.874 \text{ S/m}$ ;  $\epsilon_r = 42.158$ ;  $\rho = 1000 \text{ kg/m}^3$  ;  
 Phantom section: Left Section

DASY5 Configuration:

- Probe: EX3DV4 - SN7522; ConvF(9.46, 9.46, 9.46); Calibrated: 2018/11/2;
- Sensor-Surface: 4mm (Mechanical Surface Detection)
- Electronics: DAE4 SN1562; Calibrated: 2018/11/6
- Phantom: SAM-Twin V8.0 P1aP2a; Type: QD 000 P41 AA; Serial: 1962
- Measurement SW: DASY52, Version 52.10 (2);

**Area Scan (101x131x1):** Interpolated grid:  $dx=1.000 \text{ mm}$ ,  $dy=1.000 \text{ mm}$

Maximum value of SAR (interpolated) = 0.0733 W/kg


**Zoom Scan (5x5x7)/Cube 0:** Measurement grid:  $dx=8\text{mm}$ ,  $dy=8\text{mm}$ ,  $dz=5\text{mm}$

Reference Value = 4.287 V/m; Power Drift = 0.88 dB

Peak SAR (extrapolated) = 0.0380 W/kg

**SAR(1 g) = 0.032 W/kg; SAR(10 g) = 0.026 W/kg**

Maximum value of SAR (measured) = 0.0330 W/kg



0 dB = 0.0330 W/kg = -14.81 dBW/kg

**Test Plot 104#: LTE Band 5\_Head Left Cheek\_1RB\_Middle**

**DUT: Smart Phone; Type: S4005L; Serial: 19010300205;**

Communication System: Generic FDD-LTE; Frequency: 836.5 MHz; Duty Cycle: 1:1  
 Medium parameters used:  $f = 836.5 \text{ MHz}$ ;  $\sigma = 0.889 \text{ S/m}$ ;  $\epsilon_r = 42.093$ ;  $\rho = 1000 \text{ kg/m}^3$  ;  
 Phantom section: Left Section

DASY5 Configuration:

- Probe: EX3DV4 - SN7522; ConvF(9.46, 9.46, 9.46); Calibrated: 2018/11/2;
- Sensor-Surface: 4mm (Mechanical Surface Detection)
- Electronics: DAE4 SN1562; Calibrated: 2018/11/6
- Phantom: SAM-Twin V8.0 P1aP2a; Type: QD 000 P41 AA; Serial: 1962
- Measurement SW: DASY52, Version 52.10 (2);

**Area Scan (61x81x1):** Interpolated grid:  $dx=1.500 \text{ mm}$ ,  $dy=1.500 \text{ mm}$

Maximum value of SAR (interpolated) = 0.0838 W/kg

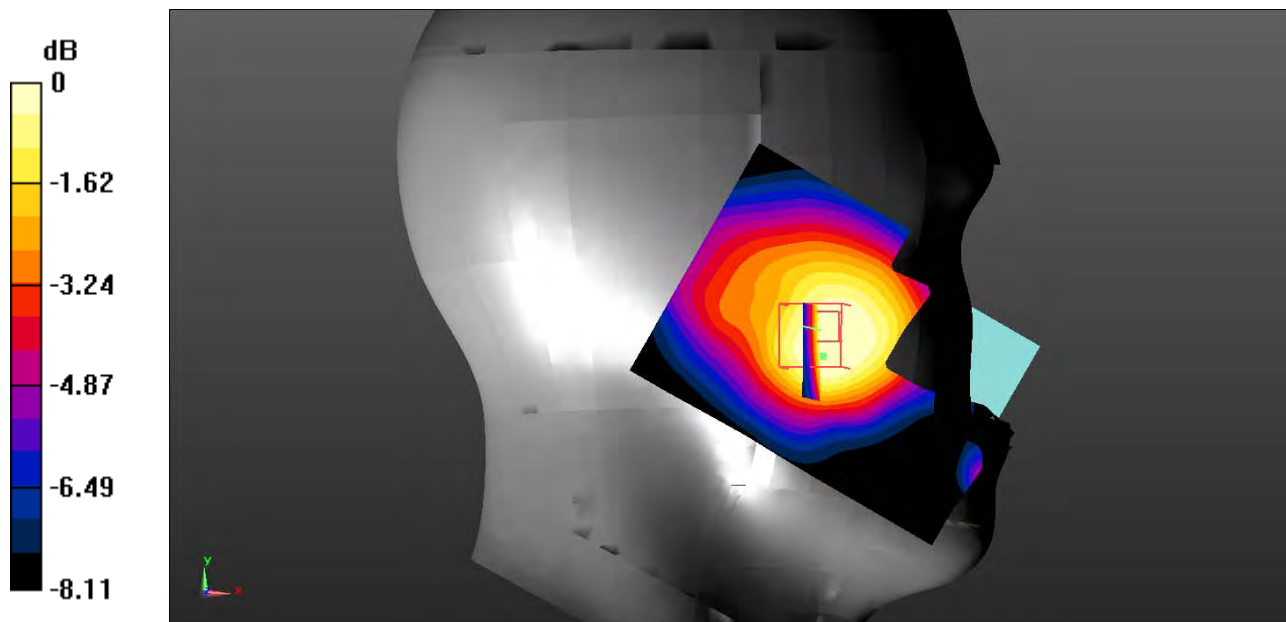
**Zoom Scan (5x5x7)/Cube 0:** Measurement grid:  $dx=8\text{mm}$ ,  $dy=8\text{mm}$ ,  $dz=5\text{mm}$

Reference Value = 4.519 V/m; Power Drift = 0.54 dB

Peak SAR (extrapolated) = 0.106 W/kg

**SAR(1 g) = 0.075 W/kg; SAR(10 g) = 0.053 W/kg**

Maximum value of SAR (measured) = 0.0779 W/kg



0 dB = 0.0779 W/kg = -11.08 dBW/kg



**Test Plot 105#: LTE Band 5\_Head Left Cheek\_1RB\_High**

**DUT: Smart Phone; Type: S4005L; Serial: 19010300205;**

Communication System: Generic FDD-LTE; Frequency: 844 MHz; Duty Cycle: 1:1  
 Medium parameters used:  $f = 844 \text{ MHz}$ ;  $\sigma = 0.88 \text{ S/m}$ ;  $\epsilon_r = 41.809$ ;  $\rho = 1000 \text{ kg/m}^3$  ;  
 Phantom section: Left Section

DASY5 Configuration:

- Probe: EX3DV4 - SN7522; ConvF(9.46, 9.46, 9.46); Calibrated: 2018/11/2;
- Sensor-Surface: 4mm (Mechanical Surface Detection)
- Electronics: DAE4 SN1562; Calibrated: 2018/11/6
- Phantom: SAM-Twin V8.0 P1aP2a; Type: QD 000 P41 AA; Serial: 1962
- Measurement SW: DASY52, Version 52.10 (2);

**Area Scan (61x81x1):** Interpolated grid:  $dx=1.500 \text{ mm}$ ,  $dy=1.500 \text{ mm}$

Maximum value of SAR (interpolated) = 0.152 W/kg

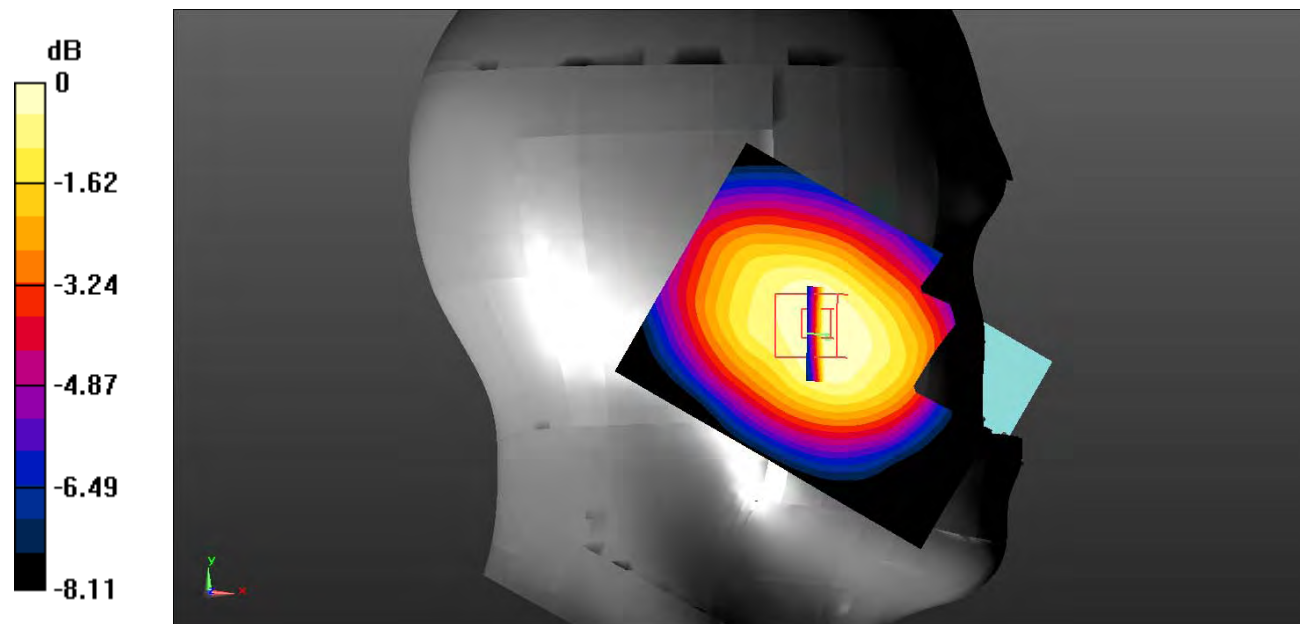
**Zoom Scan (5x5x7)/Cube 0:** Measurement grid:  $dx=8\text{mm}$ ,  $dy=8\text{mm}$ ,  $dz=5\text{mm}$

Reference Value = 6.920 V/m; Power Drift = 0.25 dB

Peak SAR (extrapolated) = 0.182 W/kg

**SAR(1 g) = 0.143 W/kg; SAR(10 g) = 0.106 W/kg**

Maximum value of SAR (measured) = 0.149 W/kg



0 dB = 0.149 W/kg = -8.27 dBW/kg

**Test Plot 106#: LTE Band 5\_Head Left Cheek\_50%RB\_Middle**

**DUT: Smart Phone; Type: S4005L; Serial: 19010300205;**

Communication System: Generic FDD-LTE; Frequency: 836.5 MHz; Duty Cycle: 1:1  
 Medium parameters used:  $f = 836.5 \text{ MHz}$ ;  $\sigma = 0.889 \text{ S/m}$ ;  $\epsilon_r = 42.093$ ;  $\rho = 1000 \text{ kg/m}^3$  ;  
 Phantom section: Left Section

DASY5 Configuration:

- Probe: EX3DV4 - SN7522; ConvF(9.46, 9.46, 9.46); Calibrated: 2018/11/2;
- Sensor-Surface: 4mm (Mechanical Surface Detection)
- Electronics: DAE4 SN1562; Calibrated: 2018/11/6
- Phantom: SAM-Twin V8.0 P1aP2a; Type: QD 000 P41 AA; Serial: 1962
- Measurement SW: DASY52, Version 52.10 (2);

**Area Scan (61x81x1):** Interpolated grid:  $dx=1.500 \text{ mm}$ ,  $dy=1.500 \text{ mm}$

Maximum value of SAR (interpolated) = 0.0718 W/kg

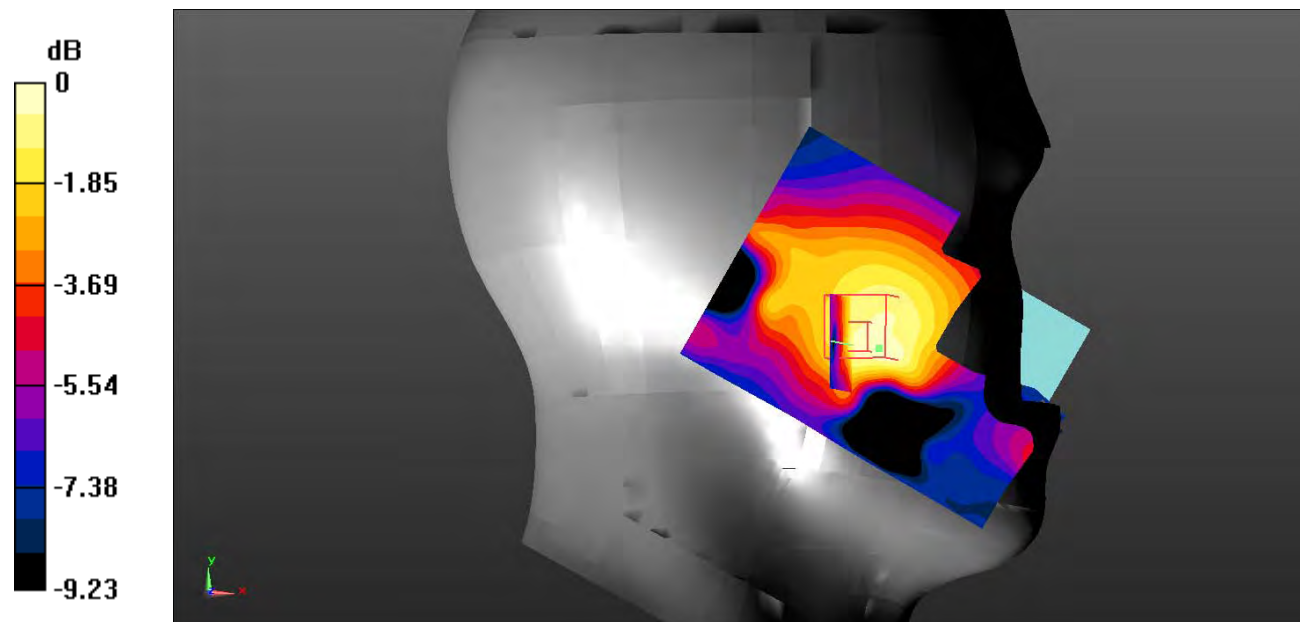
**Zoom Scan (5x5x7)/Cube 0:** Measurement grid:  $dx=8\text{mm}$ ,  $dy=8\text{mm}$ ,  $dz=5\text{mm}$

Reference Value = 5.134 V/m; Power Drift = -0.79 dB

Peak SAR (extrapolated) = 0.0850 W/kg

**SAR(1 g) = 0.059 W/kg; SAR(10 g) = 0.042 W/kg**

Maximum value of SAR (measured) = 0.0696 W/kg



0 dB = 0.0696 W/kg = -11.57 dBW/kg

**Test Plot 107#: LTE Band 5\_Head Left Tilt\_1RB\_Middle**

**DUT: Smart Phone; Type: S4005L; Serial: 19010300205;**

Communication System: Generic FDD-LTE; Frequency: 836.5 MHz; Duty Cycle: 1:1  
 Medium parameters used:  $f = 836.5 \text{ MHz}$ ;  $\sigma = 0.889 \text{ S/m}$ ;  $\epsilon_r = 42.093$ ;  $\rho = 1000 \text{ kg/m}^3$  ;  
 Phantom section: Left Section

DASY5 Configuration:

- Probe: EX3DV4 - SN7522; ConvF(9.46, 9.46, 9.46); Calibrated: 2018/11/2;
- Sensor-Surface: 4mm (Mechanical Surface Detection)
- Electronics: DAE4 SN1562; Calibrated: 2018/11/6
- Phantom: SAM-Twin V8.0 P1aP2a; Type: QD 000 P41 AA; Serial: 1962
- Measurement SW: DASY52, Version 52.10 (2);

**Area Scan (61x81x1):** Interpolated grid:  $dx=1.500 \text{ mm}$ ,  $dy=1.500 \text{ mm}$

Maximum value of SAR (interpolated) = 0.0454 W/kg

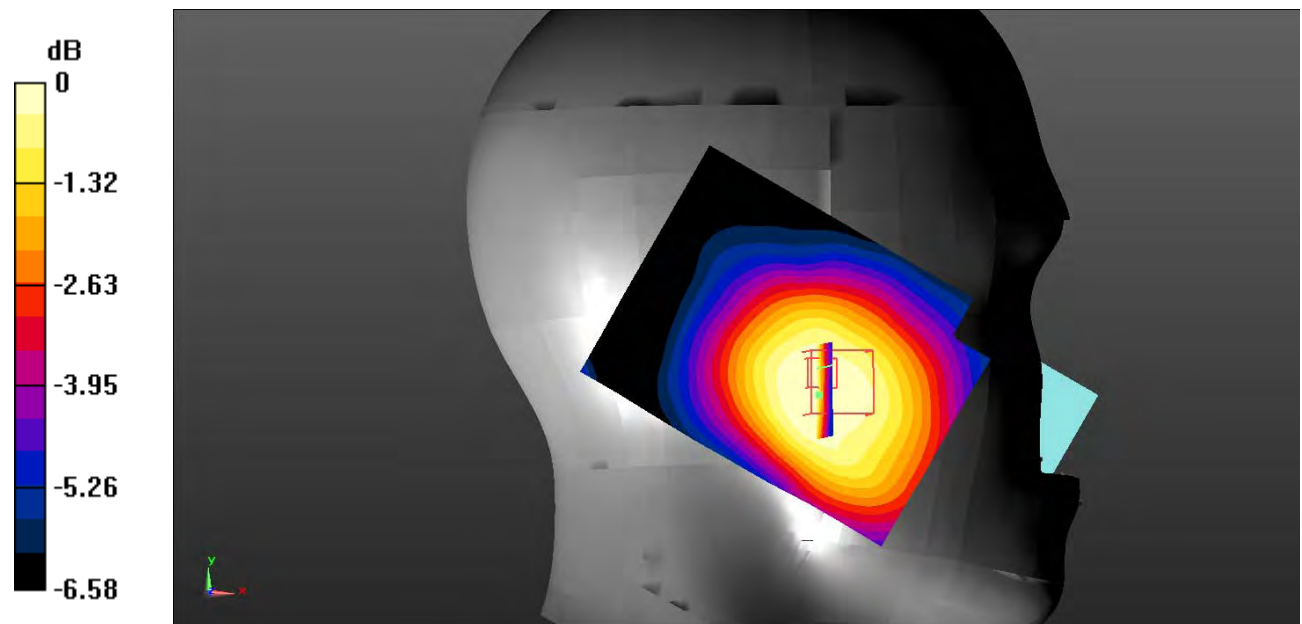
**Zoom Scan (5x5x7)/Cube 0:** Measurement grid:  $dx=8\text{mm}$ ,  $dy=8\text{mm}$ ,  $dz=5\text{mm}$

Reference Value = 4.037 V/m; Power Drift = -0.07 dB

Peak SAR (extrapolated) = 0.0520 W/kg

**SAR(1 g) = 0.041 W/kg; SAR(10 g) = 0.032 W/kg**

Maximum value of SAR (measured) = 0.0433 W/kg



0 dB = 0.0433 W/kg = -13.64 dBW/kg

**Test Plot 108#: LTE Band 5\_Head Left Tilt\_50%RB\_Middle**

**DUT: Smart Phone; Type: S4005L; Serial: 19010300205;**

Communication System: Generic FDD-LTE; Frequency: 836.5 MHz; Duty Cycle: 1:1  
 Medium parameters used:  $f = 836.5 \text{ MHz}$ ;  $\sigma = 0.889 \text{ S/m}$ ;  $\epsilon_r = 42.093$ ;  $\rho = 1000 \text{ kg/m}^3$  ;  
 Phantom section: Left Section

DASY5 Configuration:

- Probe: EX3DV4 - SN7522; ConvF(9.46, 9.46, 9.46); Calibrated: 2018/11/2;
- Sensor-Surface: 4mm (Mechanical Surface Detection)
- Electronics: DAE4 SN1562; Calibrated: 2018/11/6
- Phantom: SAM-Twin V8.0 P1aP2a; Type: QD 000 P41 AA; Serial: 1962
- Measurement SW: DASY52, Version 52.10 (2);

**Area Scan (61x81x1):** Interpolated grid:  $dx=1.500 \text{ mm}$ ,  $dy=1.500 \text{ mm}$

Maximum value of SAR (interpolated) = 0.0624 W/kg


**Zoom Scan (5x5x7)/Cube 0:** Measurement grid:  $dx=8\text{mm}$ ,  $dy=8\text{mm}$ ,  $dz=5\text{mm}$

Reference Value = 3.774 V/m; Power Drift = 1.22 dB

Peak SAR (extrapolated) = 0.0520 W/kg

**SAR(1 g) = 0.042 W/kg; SAR(10 g) = 0.033 W/kg**

Maximum value of SAR (measured) = 0.0436 W/kg



0 dB = 0.0436 W/kg = -13.61 dBW/kg

**Test Plot 109#: LTE Band 5\_Head Right Cheek\_1RB\_Middle**

**DUT: Smart Phone; Type: S4005L; Serial: 19010300205;**

Communication System: Generic FDD-LTE; Frequency: 836.5 MHz; Duty Cycle: 1:1  
 Medium parameters used:  $f = 836.5 \text{ MHz}$ ;  $\sigma = 0.889 \text{ S/m}$ ;  $\epsilon_r = 42.093$ ;  $\rho = 1000 \text{ kg/m}^3$  ;  
 Phantom section: Right Section

DASY5 Configuration:

- Probe: EX3DV4 - SN7522; ConvF(9.46, 9.46, 9.46); Calibrated: 2018/11/2;
- Sensor-Surface: 4mm (Mechanical Surface Detection)
- Electronics: DAE4 SN1562; Calibrated: 2018/11/6
- Phantom: SAM-Twin V8.0 P1aP2a; Type: QD 000 P41 AA; Serial: 1962
- Measurement SW: DASY52, Version 52.10 (2);

**Area Scan (61x81x1):** Interpolated grid:  $dx=1.500 \text{ mm}$ ,  $dy=1.500 \text{ mm}$

Maximum value of SAR (interpolated) = 0.0768 W/kg

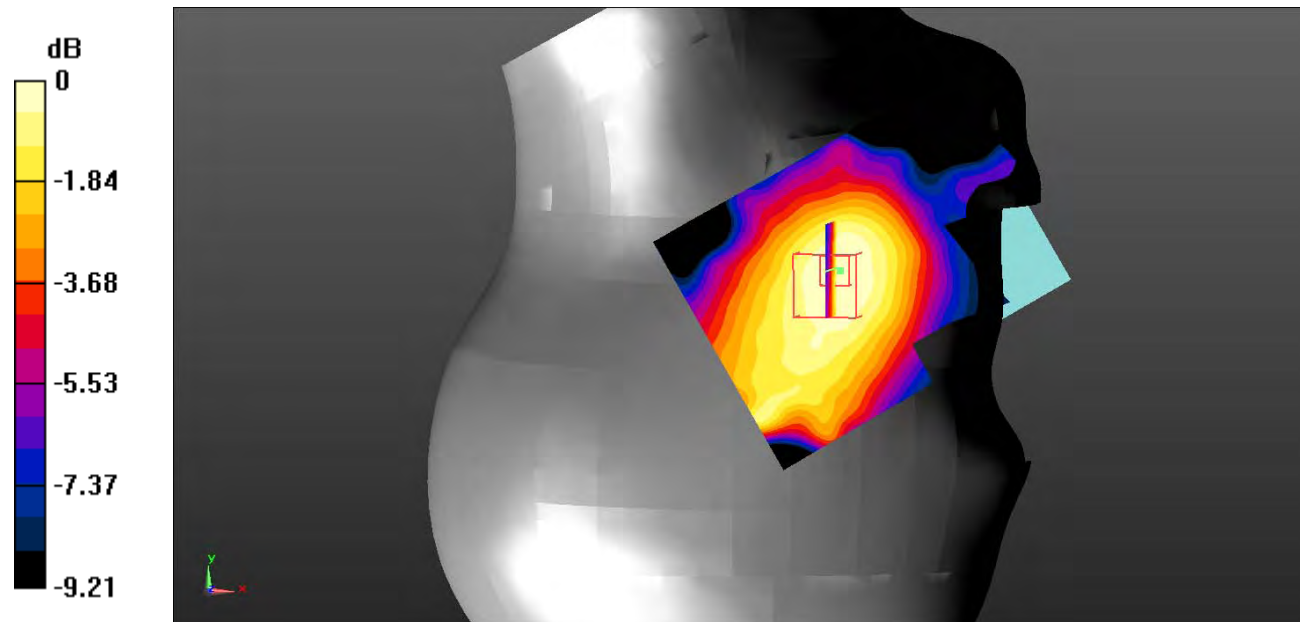
**Zoom Scan (5x5x7)/Cube 0:** Measurement grid:  $dx=8\text{mm}$ ,  $dy=8\text{mm}$ ,  $dz=5\text{mm}$

Reference Value = 5.181 V/m; Power Drift = 0.38 dB

Peak SAR (extrapolated) = 0.100 W/kg

**SAR(1 g) = 0.071 W/kg; SAR(10 g) = 0.051 W/kg**

Maximum value of SAR (measured) = 0.0749 W/kg



0 dB = 0.0749 W/kg = -11.26 dBW/kg

**Test Plot 110#: LTE Band 5\_Head Right Cheek\_50%RB\_Middle**

**DUT: Smart Phone; Type: S4005L; Serial: 19010300205;**

Communication System: Generic FDD-LTE; Frequency: 836.5 MHz; Duty Cycle: 1:1  
 Medium parameters used:  $f = 836.5 \text{ MHz}$ ;  $\sigma = 0.889 \text{ S/m}$ ;  $\epsilon_r = 42.093$ ;  $\rho = 1000 \text{ kg/m}^3$  ;  
 Phantom section: Right Section

DASY5 Configuration:

- Probe: EX3DV4 - SN7522; ConvF(9.46, 9.46, 9.46); Calibrated: 2018/11/2;
- Sensor-Surface: 4mm (Mechanical Surface Detection)
- Electronics: DAE4 SN1562; Calibrated: 2018/11/6
- Phantom: SAM-Twin V8.0 P1aP2a; Type: QD 000 P41 AA; Serial: 1962
- Measurement SW: DASY52, Version 52.10 (2);

**Area Scan (61x81x1):** Interpolated grid:  $dx=1.500 \text{ mm}$ ,  $dy=1.500 \text{ mm}$

Maximum value of SAR (interpolated) = 0.128 W/kg

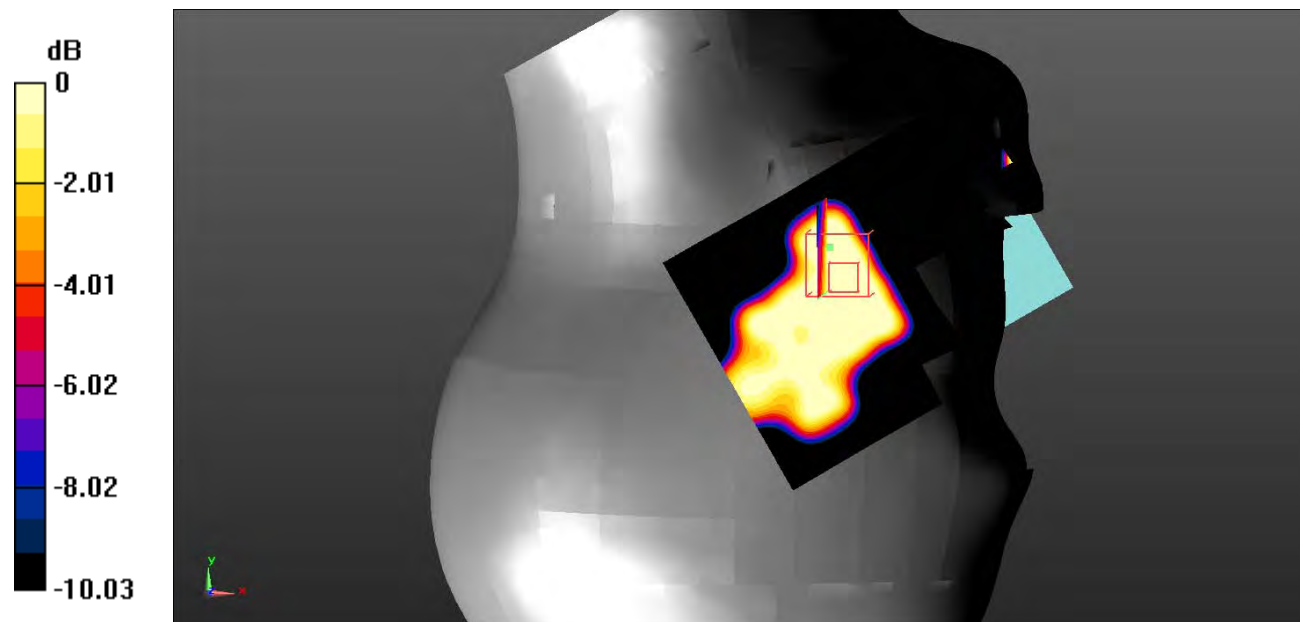
**Zoom Scan (5x5x7)/Cube 0:** Measurement grid:  $dx=8\text{mm}$ ,  $dy=8\text{mm}$ ,  $dz=5\text{mm}$

Reference Value = 4.670 V/m; Power Drift = 0.40 dB

Peak SAR (extrapolated) = 0.329 W/kg

**SAR(1 g) = 0.068 W/kg; SAR(10 g) = 0.027 W/kg**

Maximum value of SAR (measured) = 0.0556 W/kg



0 dB = 0.0556 W/kg = -12.55 dBW/kg

**Test Plot 111#: LTE Band 5\_Head Right Tilt\_1RB\_Middle**

**DUT: Smart Phone; Type: S4005L; Serial: 19010300205;**

Communication System: Generic FDD-LTE; Frequency: 836.5 MHz; Duty Cycle: 1:1  
 Medium parameters used:  $f = 836.5 \text{ MHz}$ ;  $\sigma = 0.889 \text{ S/m}$ ;  $\epsilon_r = 42.093$ ;  $\rho = 1000 \text{ kg/m}^3$  ;  
 Phantom section: Right Section

DASY5 Configuration:

- Probe: EX3DV4 - SN7522; ConvF(9.46, 9.46, 9.46); Calibrated: 2018/11/2;
- Sensor-Surface: 4mm (Mechanical Surface Detection)
- Electronics: DAE4 SN1562; Calibrated: 2018/11/6
- Phantom: SAM-Twin V8.0 P1aP2a; Type: QD 000 P41 AA; Serial: 1962
- Measurement SW: DASY52, Version 52.10 (2);

**Area Scan (61x81x1):** Interpolated grid:  $dx=1.500 \text{ mm}$ ,  $dy=1.500 \text{ mm}$

Maximum value of SAR (interpolated) = 0.0647 W/kg


**Zoom Scan (5x5x7)/Cube 0:** Measurement grid:  $dx=8\text{mm}$ ,  $dy=8\text{mm}$ ,  $dz=5\text{mm}$

Reference Value = 5.558 V/m; Power Drift = 0.48 dB

Peak SAR (extrapolated) = 0.0660 W/kg

**SAR(1 g) = 0.052 W/kg; SAR(10 g) = 0.040 W/kg**

Maximum value of SAR (measured) = 0.0538 W/kg



0 dB = 0.0538 W/kg = -12.69 dBW/kg

**Test Plot 112#: LTE Band 5\_Head Right Tilt\_50%RB\_Middle**

**DUT: Smart Phone; Type: S4005L; Serial: 19010300205;**

Communication System: Generic FDD-LTE; Frequency: 836.5 MHz; Duty Cycle: 1:1  
 Medium parameters used:  $f = 836.5 \text{ MHz}$ ;  $\sigma = 0.889 \text{ S/m}$ ;  $\epsilon_r = 42.093$ ;  $\rho = 1000 \text{ kg/m}^3$  ;  
 Phantom section: Right Section

DASY5 Configuration:

- Probe: EX3DV4 - SN7522; ConvF(9.46, 9.46, 9.46); Calibrated: 2018/11/2;
- Sensor-Surface: 4mm (Mechanical Surface Detection)
- Electronics: DAE4 SN1562; Calibrated: 2018/11/6
- Phantom: SAM-Twin V8.0 P1aP2a; Type: QD 000 P41 AA; Serial: 1962
- Measurement SW: DASY52, Version 52.10 (2);

**Area Scan (61x81x1):** Interpolated grid:  $dx=1.500 \text{ mm}$ ,  $dy=1.500 \text{ mm}$

Maximum value of SAR (interpolated) = 0.0366 W/kg

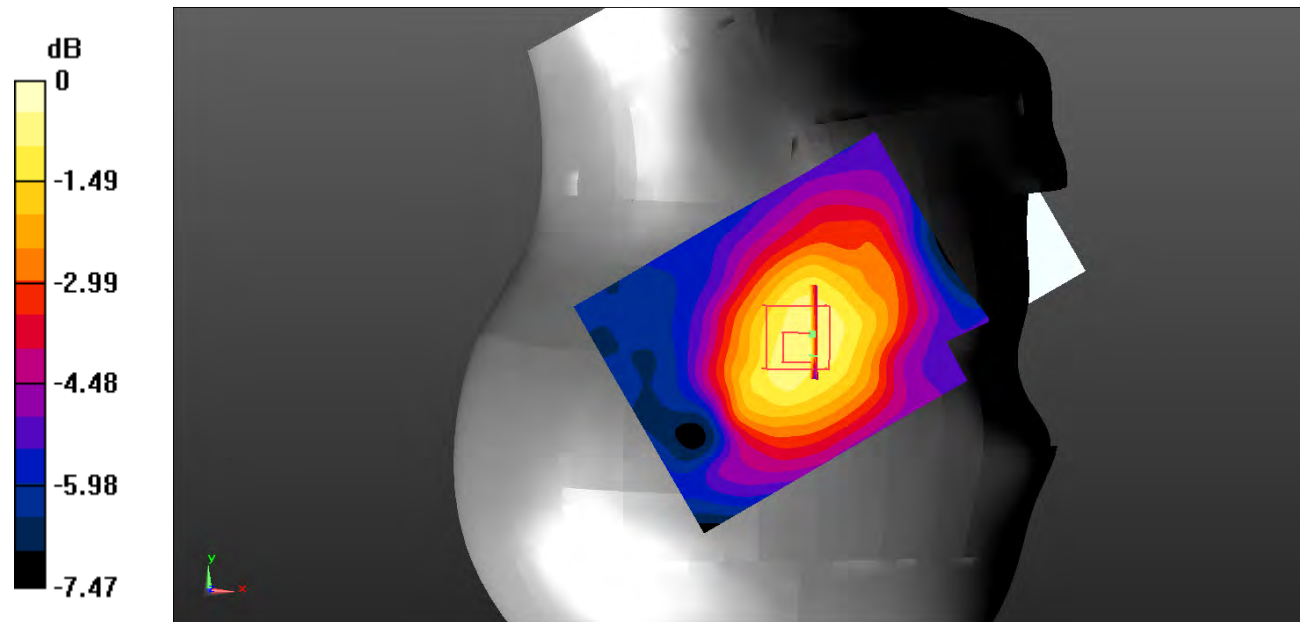
**Zoom Scan (5x5x7)/Cube 0:** Measurement grid:  $dx=8\text{mm}$ ,  $dy=8\text{mm}$ ,  $dz=5\text{mm}$

Reference Value = 4.976 V/m; Power Drift = 0.64 dB

Peak SAR (extrapolated) = 0.0510 W/kg

**SAR(1 g) = 0.041 W/kg; SAR(10 g) = 0.032 W/kg**

Maximum value of SAR (measured) = 0.0419 W/kg



0 dB = 0.0419 W/kg = -13.78 dBW/kg



**Test Plot 113#: LTE Band 5\_Body Back\_1RB\_Middle****DUT: Smart Phone; Type: S4005L; Serial: 19010300205;**

Communication System: Generic FDD-LTE; Frequency: 836.5 MHz; Duty Cycle: 1:1  
 Medium parameters used:  $f = 836.5$  MHz;  $\sigma = 0.959$  S/m;  $\epsilon_r = 56.541$ ;  $\rho = 1000$  kg/m<sup>3</sup> ;  
 Phantom section: Flat Section

DASY5 Configuration:

- Probe: EX3DV4 - SN7522; ConvF(9.54, 9.54, 9.54); Calibrated: 2018/11/2;
- Sensor-Surface: 4mm (Mechanical Surface Detection)
- Electronics: DAE4 SN1562; Calibrated: 2018/11/6
- Phantom: ELI V8.0 P1aP2a; Type: QD OVA 004 AA; Serial: 2092
- Measurement SW: DASY52, Version 52.10 (2);

**Area Scan (71x91x1):** Interpolated grid: dx=1.500 mm, dy=1.500 mm

Maximum value of SAR (interpolated) = 0.164 W/kg

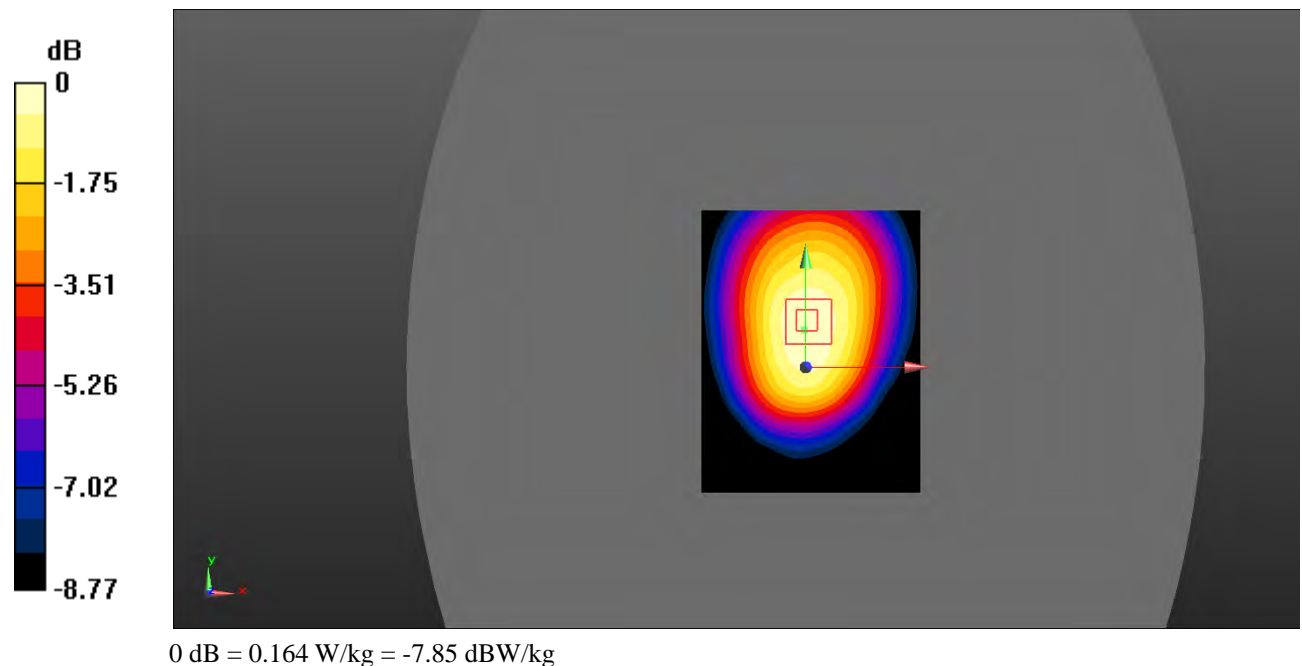
**Zoom Scan (7x7x7)/Cube 0:** Measurement grid: dx=5mm, dy=5mm, dz=5mm

Reference Value = 12.18 V/m; Power Drift = -0.04 dB

Peak SAR (extrapolated) = 0.203 W/kg

**SAR(1 g) = 0.154 W/kg; SAR(10 g) = 0.114 W/kg**

Maximum value of SAR (measured) = 0.164 W/kg



**Test Plot 114#: LTE Band 5\_Body Back\_50%RB\_Middle**

**DUT: Smart Phone; Type: S4005L; Serial: 19010300205;**

Communication System: Generic FDD-LTE; Frequency: 836.5 MHz; Duty Cycle: 1:1  
 Medium parameters used:  $f = 836.5 \text{ MHz}$ ;  $\sigma = 0.959 \text{ S/m}$ ;  $\epsilon_r = 56.541$ ;  $\rho = 1000 \text{ kg/m}^3$  ;  
 Phantom section: Flat Section

DASY5 Configuration:

- Probe: EX3DV4 - SN7522; ConvF(9.54, 9.54, 9.54); Calibrated: 2018/11/2;
- Sensor-Surface: 4mm (Mechanical Surface Detection)
- Electronics: DAE4 SN1562; Calibrated: 2018/11/6
- Phantom: ELI V8.0 P1aP2a; Type: QD OVA 004 AA; Serial: 2092
- Measurement SW: DASY52, Version 52.10 (2);

**Area Scan (71x91x1):** Interpolated grid:  $dx=1.500 \text{ mm}$ ,  $dy=1.500 \text{ mm}$

Maximum value of SAR (interpolated) = 0.126 W/kg

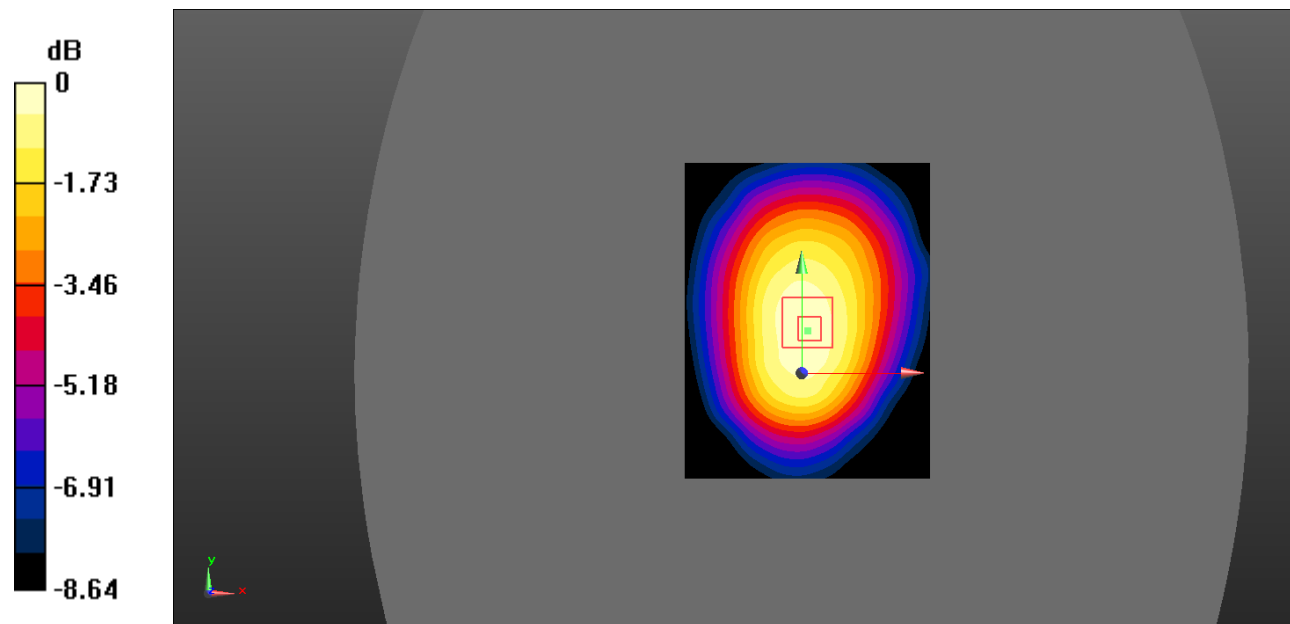
**Zoom Scan (7x7x7)/Cube 0:** Measurement grid:  $dx=5\text{mm}$ ,  $dy=5\text{mm}$ ,  $dz=5\text{mm}$

Reference Value = 11.09 V/m; Power Drift = -0.38 dB

Peak SAR (extrapolated) = 0.157 W/kg

**SAR(1 g) = 0.121 W/kg; SAR(10 g) = 0.089 W/kg**

Maximum value of SAR (measured) = 0.128 W/kg



0 dB = 0.128 W/kg = -8.93 dBW/kg

**Test Plot 115#: LTE Band 5\_Body Left\_1RB\_Middle**

**DUT: Smart Phone; Type: S4005L; Serial: 19010300205;**

Communication System: Generic FDD-LTE; Frequency: 836.5 MHz; Duty Cycle: 1:1  
 Medium parameters used:  $f = 836.5 \text{ MHz}$ ;  $\sigma = 0.959 \text{ S/m}$ ;  $\epsilon_r = 56.541$ ;  $\rho = 1000 \text{ kg/m}^3$  ;  
 Phantom section: Flat Section

DASY5 Configuration:

- Probe: EX3DV4 - SN7522; ConvF(9.54, 9.54, 9.54); Calibrated: 2018/11/2;
- Sensor-Surface: 4mm (Mechanical Surface Detection)
- Electronics: DAE4 SN1562; Calibrated: 2018/11/6
- Phantom: ELI V8.0 P1aP2a; Type: QD OVA 004 AA; Serial: 2092
- Measurement SW: DASY52, Version 52.10 (2);

**Area Scan (61x81x1):** Interpolated grid:  $dx=1.500 \text{ mm}$ ,  $dy=1.500 \text{ mm}$

Maximum value of SAR (interpolated) = 0.129 W/kg


**Zoom Scan (7x7x7)/Cube 0:** Measurement grid:  $dx=5\text{mm}$ ,  $dy=5\text{mm}$ ,  $dz=5\text{mm}$

Reference Value = 9.086 V/m; Power Drift = 0.20 dB

Peak SAR (extrapolated) = 0.166 W/kg

**SAR(1 g) = 0.118 W/kg; SAR(10 g) = 0.084 W/kg**

Maximum value of SAR (measured) = 0.127 W/kg



0 dB = 0.127 W/kg = -8.96 dBW/kg

**Test Plot 116#: LTE Band 5\_Body Left\_50%RB\_Middle**

**DUT: Smart Phone; Type: S4005L; Serial: 19010300205;**

Communication System: Generic FDD-LTE; Frequency: 836.5 MHz;Duty Cycle: 1:1  
 Medium parameters used:  $f = 836.5 \text{ MHz}$ ;  $\sigma = 0.959 \text{ S/m}$ ;  $\epsilon_r = 56.541$ ;  $\rho = 1000 \text{ kg/m}^3$  ;  
 Phantom section: Flat Section

DASY5 Configuration:

- Probe: EX3DV4 - SN7522; ConvF(9.54, 9.54, 9.54); Calibrated: 2018/11/2;
- Sensor-Surface: 4mm (Mechanical Surface Detection)
- Electronics: DAE4 SN1562;Calibrated: 2018/11/6
- Phantom: ELI V8.0 P1aP2a; Type: QD OVA 004 AA; Serial: 2092
- Measurement SW: DASY52, Version 52.10 (2);

**Area Scan (61x81x1):** Interpolated grid:  $dx=1.500 \text{ mm}$ ,  $dy=1.500 \text{ mm}$

Maximum value of SAR (interpolated) =  $0.0895 \text{ W/kg}$


**Zoom Scan (7x7x7)/Cube 0:** Measurement grid:  $dx=5\text{mm}$ ,  $dy=5\text{mm}$ ,  $dz=5\text{mm}$

Reference Value =  $7.731 \text{ V/m}$ ; Power Drift =  $0.26 \text{ dB}$

Peak SAR (extrapolated) =  $0.129 \text{ W/kg}$

**SAR(1 g) =  $0.091 \text{ W/kg}$ ; SAR(10 g) =  $0.065 \text{ W/kg}$**

Maximum value of SAR (measured) =  $0.0960 \text{ W/kg}$



0 dB =  $0.0960 \text{ W/kg}$  =  $-10.18 \text{ dBW/kg}$

**Test Plot 117#: LTE Band 5\_Body Right\_1RB\_Low**

**DUT: Smart Phone; Type: S4005L; Serial: 19010300205;**

Communication System: Generic FDD-LTE; Frequency: 829 MHz;Duty Cycle: 1:1  
 Medium parameters used:  $f = 829 \text{ MHz}$ ;  $\sigma = 0.945 \text{ S/m}$ ;  $\epsilon_r = 57.086$ ;  $\rho = 1000 \text{ kg/m}^3$  ;  
 Phantom section: Flat Section

DASY5 Configuration:

- Probe: EX3DV4 - SN7522; ConvF(9.54, 9.54, 9.54); Calibrated: 2018/11/2;
- Sensor-Surface: 4mm (Mechanical Surface Detection)
- Electronics: DAE4 SN1562;Calibrated: 2018/11/6
- Phantom: ELI V8.0 P1aP2a; Type: QD OVA 004 AA; Serial: 2092
- Measurement SW: DASY52, Version 52.10 (2);

**Area Scan (61x81x1):** Interpolated grid:  $dx=1.500 \text{ mm}$ ,  $dy=1.500 \text{ mm}$

Maximum value of SAR (interpolated) = 0.213 W/kg

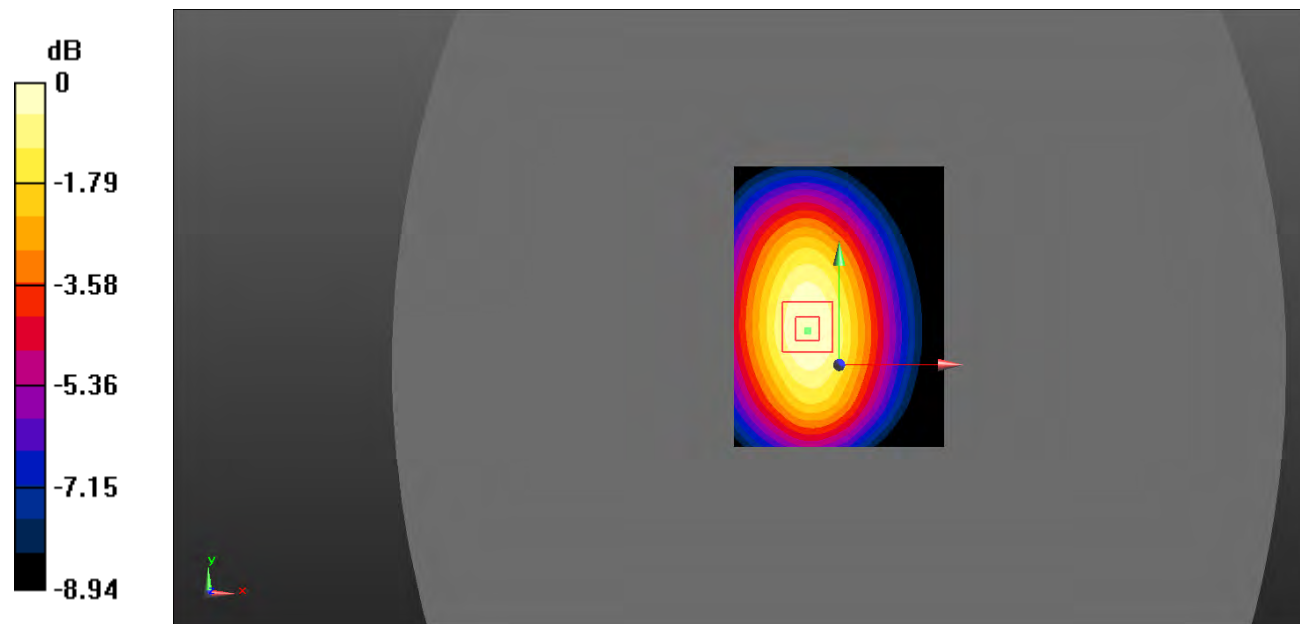
**Zoom Scan (7x7x7)/Cube 0:** Measurement grid:  $dx=5\text{mm}$ ,  $dy=5\text{mm}$ ,  $dz=5\text{mm}$

Reference Value = 12.22 V/m; Power Drift = 0.01 dB

Peak SAR (extrapolated) = 0.278 W/kg

**SAR(1 g) = 0.195 W/kg; SAR(10 g) = 0.135 W/kg**

Maximum value of SAR (measured) = 0.208 W/kg



0 dB = 0.208 W/kg = -6.82 dBW/kg

**Test Plot 118#: LTE Band 5\_Body Right\_1RB\_Middle**

**DUT: Smart Phone; Type: S4005L; Serial: 19010300205;**

Communication System: Generic FDD-LTE; Frequency: 836.5 MHz; Duty Cycle: 1:1  
 Medium parameters used:  $f = 836.5 \text{ MHz}$ ;  $\sigma = 0.959 \text{ S/m}$ ;  $\epsilon_r = 56.541$ ;  $\rho = 1000 \text{ kg/m}^3$  ;  
 Phantom section: Flat Section

DASY5 Configuration:

- Probe: EX3DV4 - SN7522; ConvF(9.54, 9.54, 9.54); Calibrated: 2018/11/2;
- Sensor-Surface: 4mm (Mechanical Surface Detection)
- Electronics: DAE4 SN1562; Calibrated: 2018/11/6
- Phantom: ELI V8.0 P1aP2a; Type: QD OVA 004 AA; Serial: 2092
- Measurement SW: DASY52, Version 52.10 (2);

**Area Scan (61x81x1):** Interpolated grid:  $dx=1.500 \text{ mm}$ ,  $dy=1.500 \text{ mm}$

Maximum value of SAR (interpolated) = 0.221 W/kg

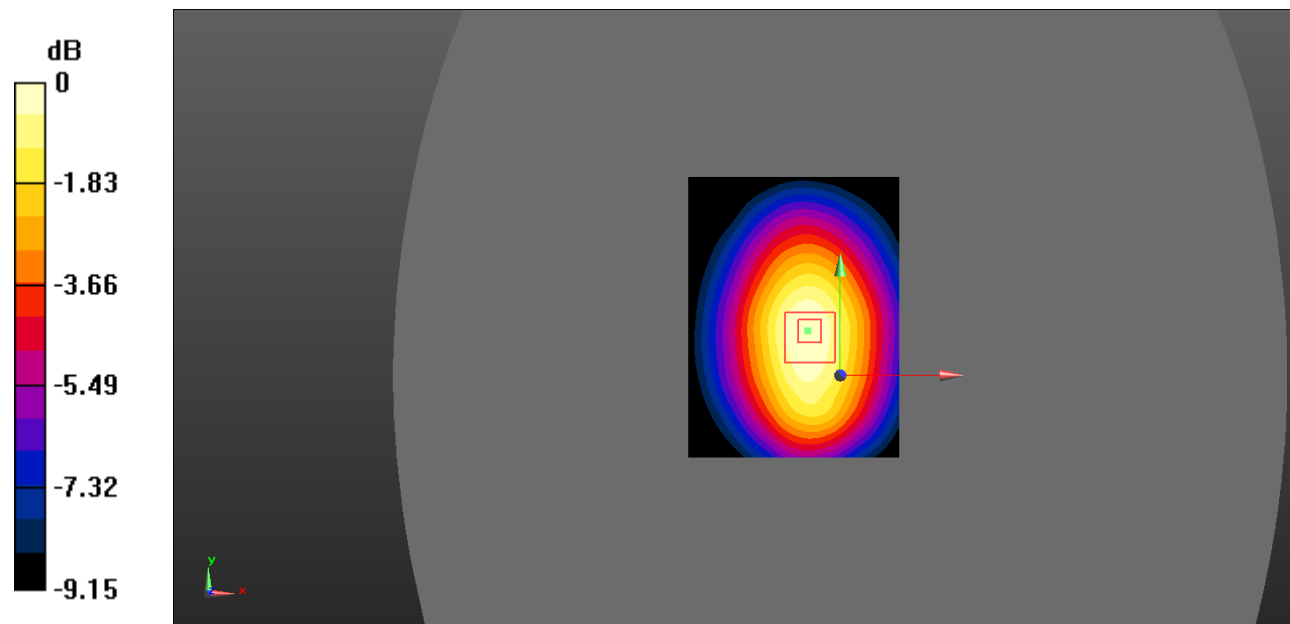
**Zoom Scan (7x7x7)/Cube 0:** Measurement grid:  $dx=5\text{mm}$ ,  $dy=5\text{mm}$ ,  $dz=5\text{mm}$

Reference Value = 12.62 V/m; Power Drift = -0.07 dB

Peak SAR (extrapolated) = 0.293 W/kg

**SAR(1 g) = 0.205 W/kg; SAR(10 g) = 0.143 W/kg**

Maximum value of SAR (measured) = 0.220 W/kg



0 dB = 0.220 W/kg = -6.58 dBW/kg

**Test Plot 119#: LTE Band 5\_Body Right\_1RB\_High**

**DUT: Smart Phone; Type: S4005L; Serial: 19010300205;**

Communication System: Generic FDD-LTE; Frequency: 844 MHz;Duty Cycle: 1:1  
 Medium parameters used:  $f = 844 \text{ MHz}$ ;  $\sigma = 0.966 \text{ S/m}$ ;  $\epsilon_r = 56.72$ ;  $\rho = 1000 \text{ kg/m}^3$  ;  
 Phantom section: Flat Section

DASY5 Configuration:

- Probe: EX3DV4 - SN7522; ConvF(9.54, 9.54, 9.54); Calibrated: 2018/11/2;
- Sensor-Surface: 4mm (Mechanical Surface Detection)
- Electronics: DAE4 SN1562;Calibrated: 2018/11/6
- Phantom: ELI V8.0 P1aP2a; Type: QD OVA 004 AA; Serial: 2092
- Measurement SW: DASY52, Version 52.10 (2);

**Area Scan (61x81x1):** Interpolated grid:  $dx=1.500 \text{ mm}$ ,  $dy=1.500 \text{ mm}$

Maximum value of SAR (interpolated) = 0.182 W/kg

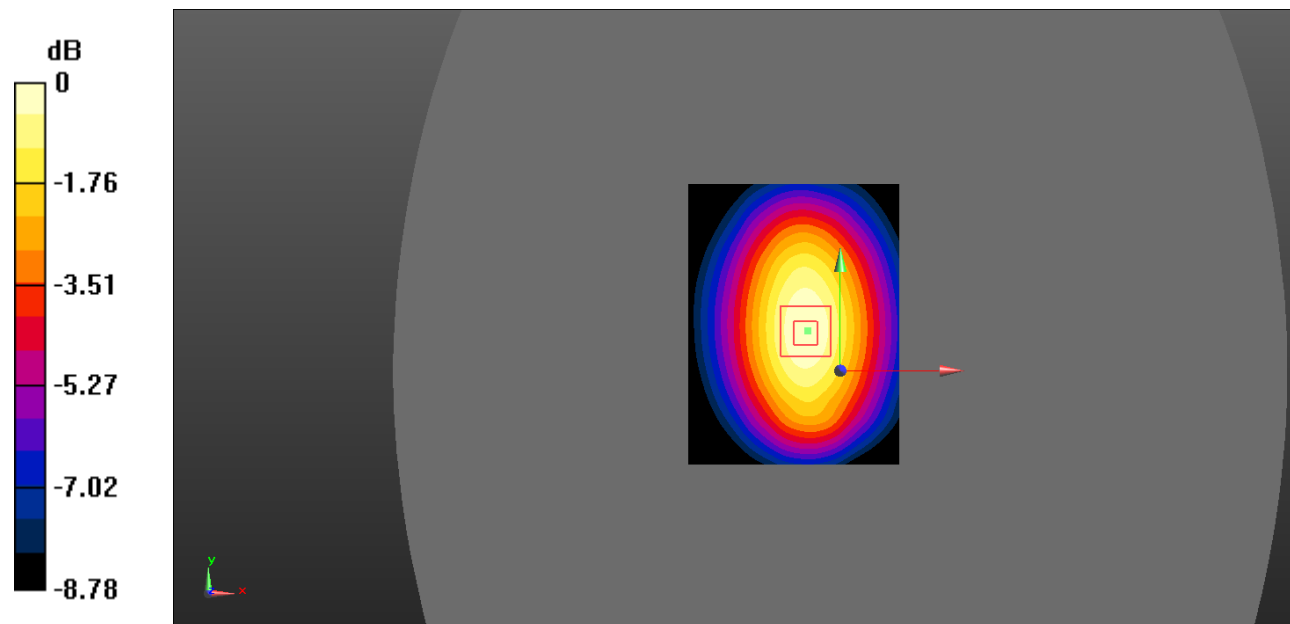
**Zoom Scan (7x7x7)/Cube 0:** Measurement grid:  $dx=5\text{mm}$ ,  $dy=5\text{mm}$ ,  $dz=5\text{mm}$

Reference Value = 11.39 V/m; Power Drift = -0.12 dB

Peak SAR (extrapolated) = 0.245 W/kg

**SAR(1 g) = 0.173 W/kg; SAR(10 g) = 0.121 W/kg**

Maximum value of SAR (measured) = 0.184 W/kg



0 dB = 0.184 W/kg = -7.35 dBW/kg

**Test Plot 120#: LTE Band 5\_Body Right\_50%RB\_Middle**

**DUT: Smart Phone; Type: S4005L; Serial: 19010300205;**

Communication System: Generic FDD-LTE; Frequency: 836.5 MHz; Duty Cycle: 1:1  
 Medium parameters used:  $f = 836.5$  MHz;  $\sigma = 0.959$  S/m;  $\epsilon_r = 56.541$ ;  $\rho = 1000$  kg/m<sup>3</sup> ;  
 Phantom section: Flat Section

DASY5 Configuration:

- Probe: EX3DV4 - SN7522; ConvF(9.54, 9.54, 9.54); Calibrated: 2018/11/2;
- Sensor-Surface: 4mm (Mechanical Surface Detection)
- Electronics: DAE4 SN1562; Calibrated: 2018/11/6
- Phantom: ELI V8.0 P1aP2a; Type: QD OVA 004 AA; Serial: 2092
- Measurement SW: DASY52, Version 52.10 (2);

**Area Scan (61x81x1):** Interpolated grid: dx=1.500 mm, dy=1.500 mm

Maximum value of SAR (interpolated) = 0.159 W/kg

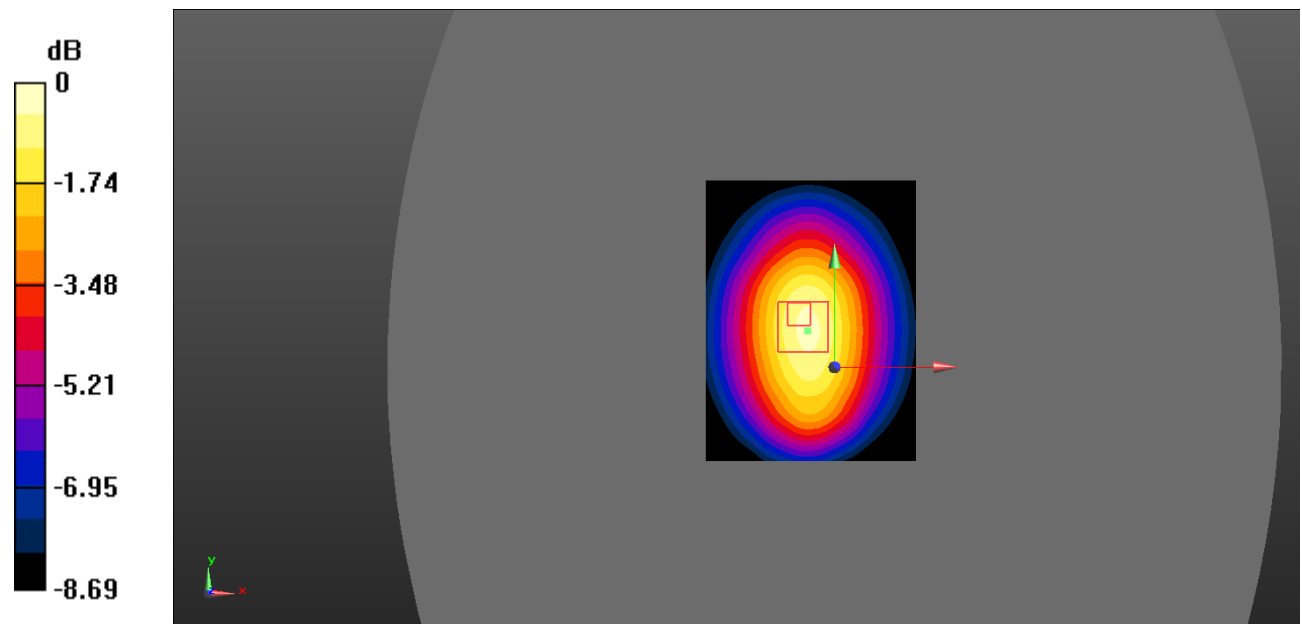
**Zoom Scan (7x7x7)/Cube 0:** Measurement grid: dx=5mm, dy=5mm, dz=5mm

Reference Value = 11.34 V/m; Power Drift = 0.01 dB

Peak SAR (extrapolated) = 0.227 W/kg

**SAR(1 g) = 0.157 W/kg; SAR(10 g) = 0.111 W/kg**

Maximum value of SAR (measured) = 0.174 W/kg



0 dB = 0.174 W/kg = -7.59 dBW/kg



**Test Plot 121#: LTE Band 5\_Body Bottom\_1RB\_Middle**

**DUT: Smart Phone; Type: S4005L; Serial: 19010300205;**

Communication System: Generic FDD-LTE; Frequency: 836.5 MHz; Duty Cycle: 1:1  
 Medium parameters used:  $f = 836.5 \text{ MHz}$ ;  $\sigma = 0.959 \text{ S/m}$ ;  $\epsilon_r = 56.541$ ;  $\rho = 1000 \text{ kg/m}^3$  ;  
 Phantom section: Flat Section

DASY5 Configuration:

- Probe: EX3DV4 - SN7522; ConvF(9.54, 9.54, 9.54); Calibrated: 2018/11/2;
- Sensor-Surface: 4mm (Mechanical Surface Detection)
- Electronics: DAE4 SN1562; Calibrated: 2018/11/6
- Phantom: ELI V8.0 P1aP2a; Type: QD OVA 004 AA; Serial: 2092
- Measurement SW: DASY52, Version 52.10 (2);

**Area Scan (61x81x1):** Interpolated grid:  $dx=1.500 \text{ mm}$ ,  $dy=1.500 \text{ mm}$

Maximum value of SAR (interpolated) = 0.0850 W/kg

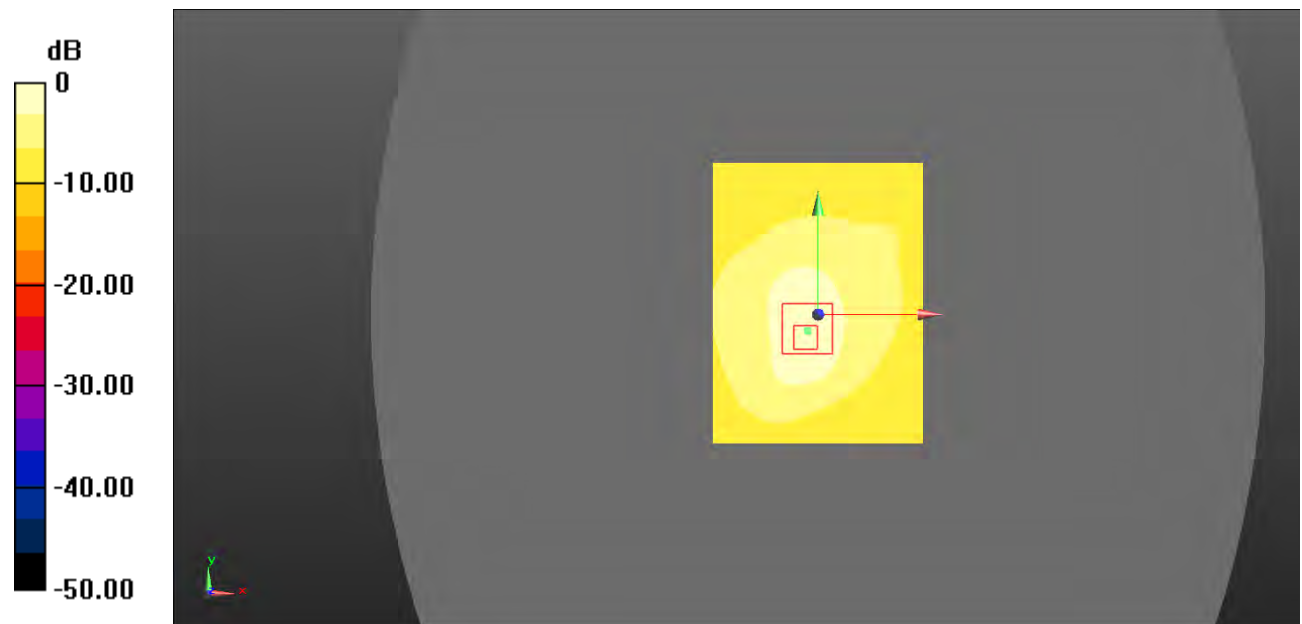
**Zoom Scan (7x7x7)/Cube 0:** Measurement grid:  $dx=5\text{mm}$ ,  $dy=5\text{mm}$ ,  $dz=5\text{mm}$

Reference Value = 8.509 V/m; Power Drift = 0.10 dB

Peak SAR (extrapolated) = 0.149 W/kg

**SAR(1 g) = 0.080 W/kg; SAR(10 g) = 0.047 W/kg**

Maximum value of SAR (measured) = 0.0872 W/kg



0 dB = 0.0872 W/kg = -10.59 dBW/kg

**Test Plot 122#: LTE Band 5\_Body Bottom\_50%RB\_Middle**

**DUT: Smart Phone; Type: S4005L; Serial: 19010300205;**

Communication System: Generic FDD-LTE; Frequency: 836.5 MHz; Duty Cycle: 1:1  
 Medium parameters used:  $f = 836.5 \text{ MHz}$ ;  $\sigma = 0.959 \text{ S/m}$ ;  $\epsilon_r = 56.541$ ;  $\rho = 1000 \text{ kg/m}^3$  ;  
 Phantom section: Flat Section

DASY5 Configuration:

- Probe: EX3DV4 - SN7522; ConvF(9.54, 9.54, 9.54); Calibrated: 2018/11/2;
- Sensor-Surface: 4mm (Mechanical Surface Detection)
- Electronics: DAE4 SN1562; Calibrated: 2018/11/6
- Phantom: ELI V8.0 P1aP2a; Type: QD OVA 004 AA; Serial: 2092
- Measurement SW: DASY52, Version 52.10 (2);

**Area Scan (61x81x1):** Interpolated grid:  $dx=1.500 \text{ mm}$ ,  $dy=1.500 \text{ mm}$

Maximum value of SAR (interpolated) = 0.0660 W/kg

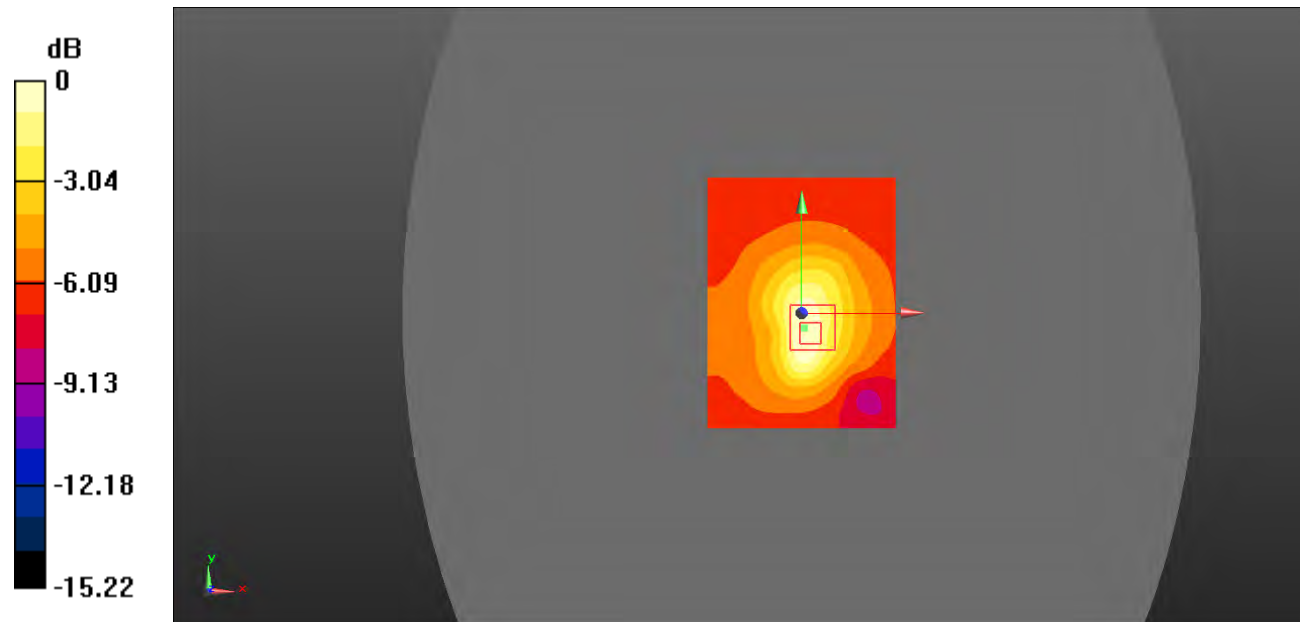
**Zoom Scan (7x7x7)/Cube 0:** Measurement grid:  $dx=5\text{mm}$ ,  $dy=5\text{mm}$ ,  $dz=5\text{mm}$

Reference Value = 7.830 V/m; Power Drift = -0.01 dB

Peak SAR (extrapolated) = 0.129 W/kg

**SAR(1 g) = 0.063 W/kg; SAR(10 g) = 0.038 W/kg**

Maximum value of SAR (measured) = 0.0662 W/kg



0 dB = 0.0662 W/kg = -11.79 dBW/kg

**Test Plot 123#: LTE Band 7\_Head Left Cheek\_1RB\_Low**

**DUT: Smart Phone; Type: S4005L; Serial: 19010300205;**

Communication System: Generic FDD-LTE; Frequency: 2510 MHz;Duty Cycle: 1:1  
 Medium parameters used:  $f = 2510 \text{ MHz}$ ;  $\sigma = 1.888 \text{ S/m}$ ;  $\epsilon_r = 39.989$ ;  $\rho = 1000 \text{ kg/m}^3$  ;  
 Phantom section: Left Section

DASY5 Configuration:

- Probe: EX3DV4 - SN7522; ConvF(6.79, 6.79, 6.79); Calibrated: 2018/11/2;
- Sensor-Surface: 4mm (Mechanical Surface Detection)
- Electronics: DAE4 SN1562;Calibrated: 2018/11/6
- Phantom: SAM-Twin V8.0 P1aP2a; Type: QD 000 P41 AA; Serial: 1962
- Measurement SW: DASY52, Version 52.10 (2);

**Area Scan (101x101x1):** Interpolated grid:  $dx=1.000 \text{ mm}$ ,  $dy=1.000 \text{ mm}$

Maximum value of SAR (interpolated) =  $0.275 \text{ W/kg}$

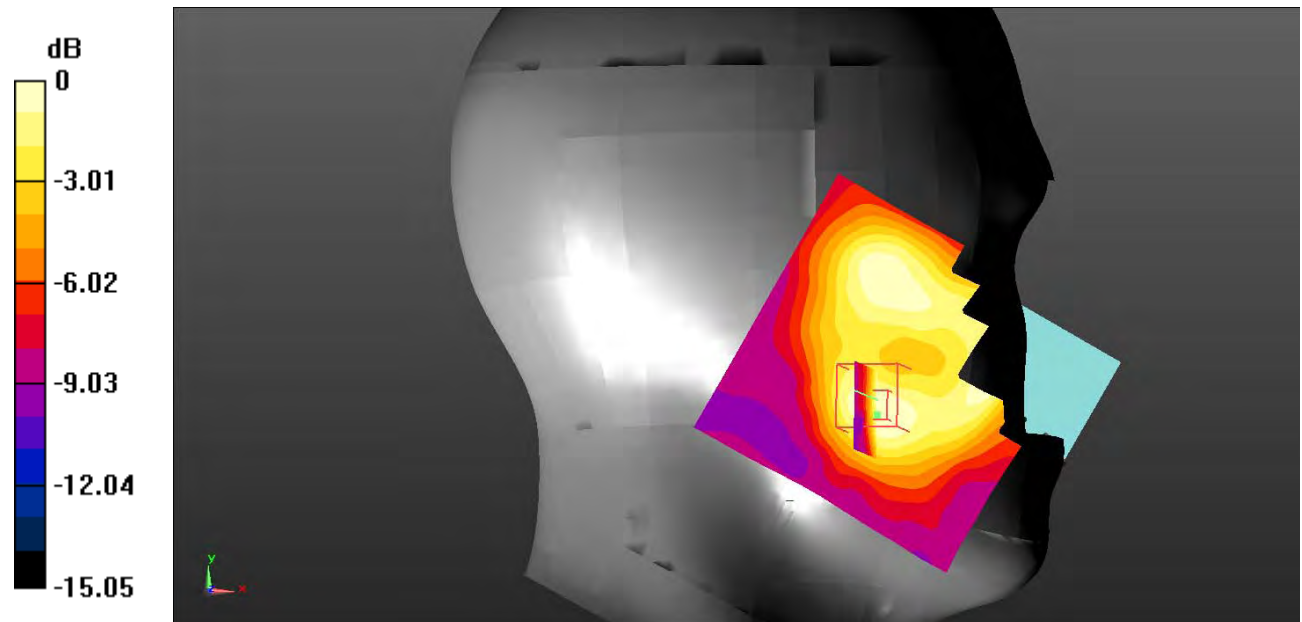
**Zoom Scan (7x7x7)/Cube 0:** Measurement grid:  $dx=5\text{mm}$ ,  $dy=5\text{mm}$ ,  $dz=5\text{mm}$

Reference Value =  $4.745 \text{ V/m}$ ; Power Drift =  $0.64 \text{ dB}$

Peak SAR (extrapolated) =  $0.424 \text{ W/kg}$

**SAR(1 g) =  $0.245 \text{ W/kg}$ ; SAR(10 g) =  $0.140 \text{ W/kg}$**

Maximum value of SAR (measured) =  $0.265 \text{ W/kg}$



0 dB =  $0.265 \text{ W/kg} = -5.77 \text{ dBW/kg}$

**Test Plot 124#: LTE Band 7\_Head Left Cheek\_1RB\_Middle**

**DUT: Smart Phone; Type: S4005L; Serial: 19010300205;**

Communication System: Generic FDD-LTE; Frequency: 2535 MHz;Duty Cycle: 1:1  
 Medium parameters used:  $f = 2535 \text{ MHz}$ ;  $\sigma = 1.911 \text{ S/m}$ ;  $\epsilon_r = 39.652$ ;  $\rho = 1000 \text{ kg/m}^3$  ;  
 Phantom section: Left Section

DASY5 Configuration:

- Probe: EX3DV4 - SN7522; ConvF(6.79, 6.79, 6.79); Calibrated: 2018/11/2;
- Sensor-Surface: 4mm (Mechanical Surface Detection)
- Electronics: DAE4 SN1562;Calibrated: 2018/11/6
- Phantom: SAM-Twin V8.0 P1aP2a; Type: QD 000 P41 AA; Serial: 1962
- Measurement SW: DASY52, Version 52.10 (2);

**Area Scan (101x101x1):** Interpolated grid:  $dx=1.000 \text{ mm}$ ,  $dy=1.000 \text{ mm}$

Maximum value of SAR (interpolated) =  $0.362 \text{ W/kg}$

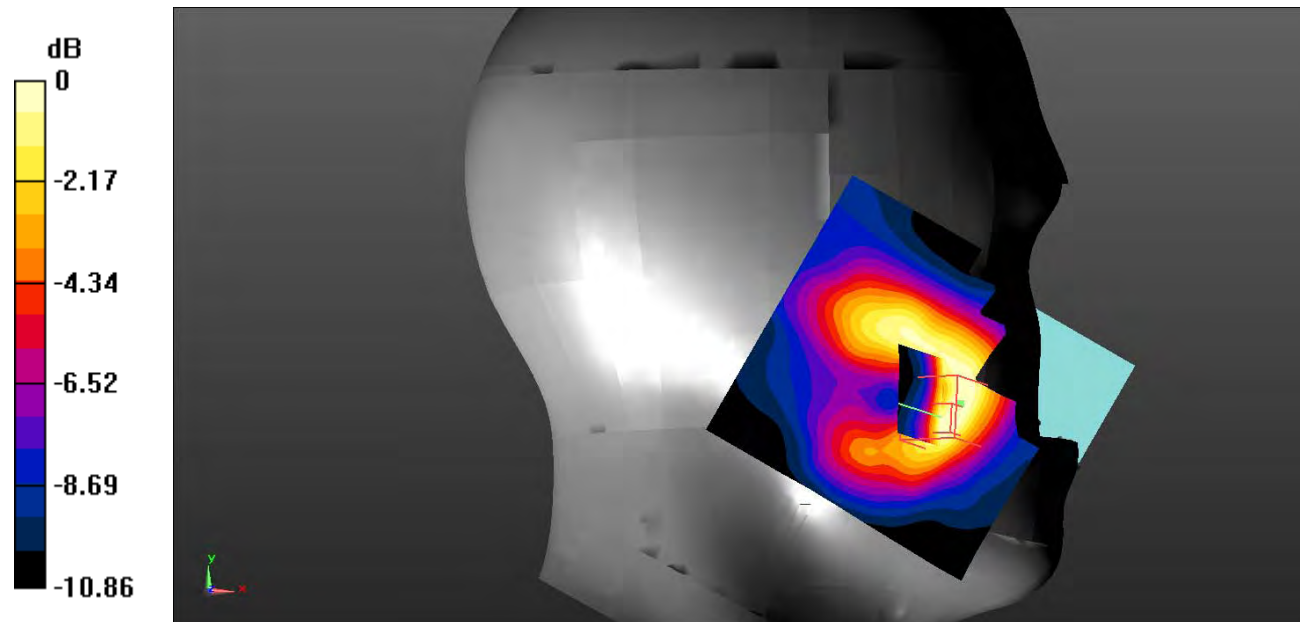
**Zoom Scan (7x7x7)/Cube 0:** Measurement grid:  $dx=5\text{mm}$ ,  $dy=5\text{mm}$ ,  $dz=5\text{mm}$

Reference Value =  $4.124 \text{ V/m}$ ; Power Drift =  $1.57 \text{ dB}$

Peak SAR (extrapolated) =  $0.734 \text{ W/kg}$

**SAR(1 g) =  $0.324 \text{ W/kg}$ ; SAR(10 g) =  $0.163 \text{ W/kg}$**

Maximum value of SAR (measured) =  $0.367 \text{ W/kg}$



0 dB =  $0.367 \text{ W/kg} = -4.35 \text{ dBW/kg}$

**Test Plot 125#: LTE Band 7\_Head Left Cheek\_1RB\_High**

**DUT: Smart Phone; Type: S4005L; Serial: 19010300205;**

Communication System: Generic FDD-LTE; Frequency: 2560 MHz;Duty Cycle: 1:1  
 Medium parameters used:  $f = 2560 \text{ MHz}$ ;  $\sigma = 1.939 \text{ S/m}$ ;  $\epsilon_r = 39.662$ ;  $\rho = 1000 \text{ kg/m}^3$  ;  
 Phantom section: Left Section

DASY5 Configuration:

- Probe: EX3DV4 - SN7522; ConvF(6.79, 6.79, 6.79); Calibrated: 2018/11/2;
- Sensor-Surface: 4mm (Mechanical Surface Detection)
- Electronics: DAE4 SN1562;Calibrated: 2018/11/6
- Phantom: SAM-Twin V8.0 P1aP2a; Type: QD 000 P41 AA; Serial: 1962
- Measurement SW: DASY52, Version 52.10 (2);

**Area Scan (101x101x1):** Interpolated grid:  $dx=1.000 \text{ mm}$ ,  $dy=1.000 \text{ mm}$

Maximum value of SAR (interpolated) = 0.209 W/kg

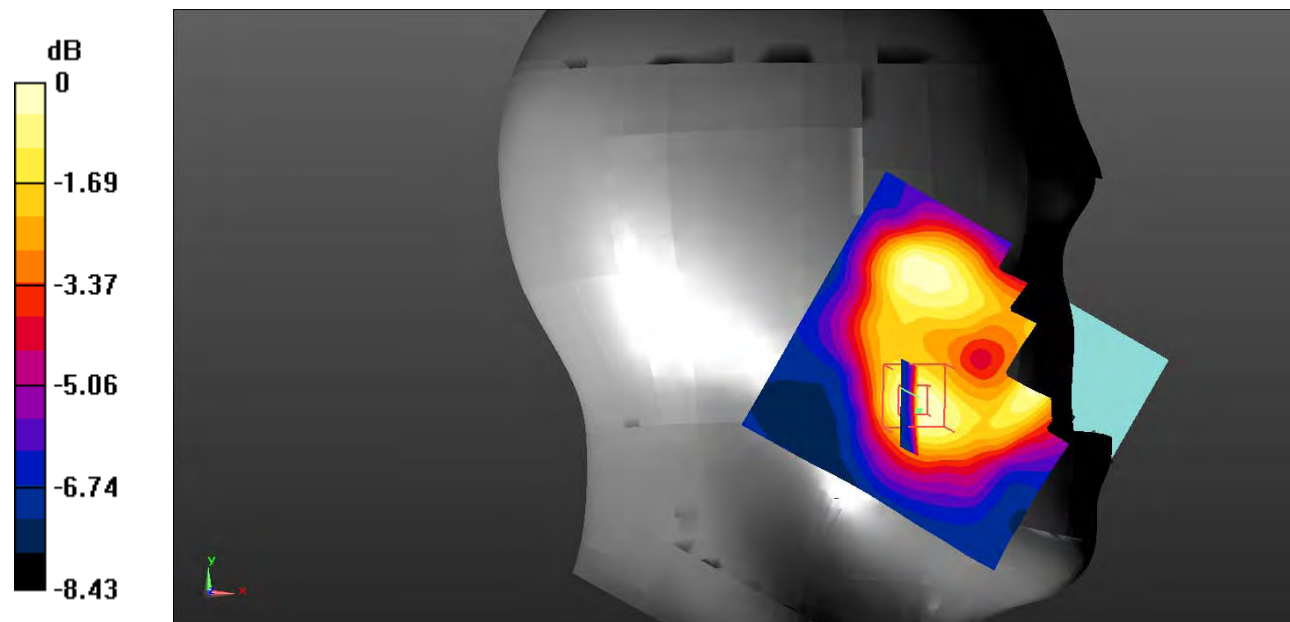
**Zoom Scan (7x7x7)/Cube 0:** Measurement grid:  $dx=5\text{mm}$ ,  $dy=5\text{mm}$ ,  $dz=5\text{mm}$

Reference Value = 4.350 V/m; Power Drift = 1.95 dB

Peak SAR (extrapolated) = 0.354 W/kg

**SAR(1 g) = 0.192 W/kg; SAR(10 g) = 0.114 W/kg**

Maximum value of SAR (measured) = 0.206 W/kg



0 dB = 0.206 W/kg = -6.86 dBW/kg

**Test Plot 126#: LTE Band 7\_Head Left Cheek\_50%RB\_Middle**

**DUT: Smart Phone; Type: S4005L; Serial: 19010300205;**

Communication System: Generic FDD-LTE; Frequency: 2535 MHz;Duty Cycle: 1:1  
 Medium parameters used:  $f = 2535 \text{ MHz}$ ;  $\sigma = 1.911 \text{ S/m}$ ;  $\epsilon_r = 39.652$ ;  $\rho = 1000 \text{ kg/m}^3$  ;  
 Phantom section: Left Section

DASY5 Configuration:

- Probe: EX3DV4 - SN7522; ConvF(6.79, 6.79, 6.79); Calibrated: 2018/11/2;
- Sensor-Surface: 4mm (Mechanical Surface Detection)
- Electronics: DAE4 SN1562;Calibrated: 2018/11/6
- Phantom: SAM-Twin V8.0 P1aP2a; Type: QD 000 P41 AA; Serial: 1962
- Measurement SW: DASY52, Version 52.10 (2);

**Area Scan (101x101x1):** Interpolated grid:  $dx=1.000 \text{ mm}$ ,  $dy=1.000 \text{ mm}$

Maximum value of SAR (interpolated) = 0.334 W/kg

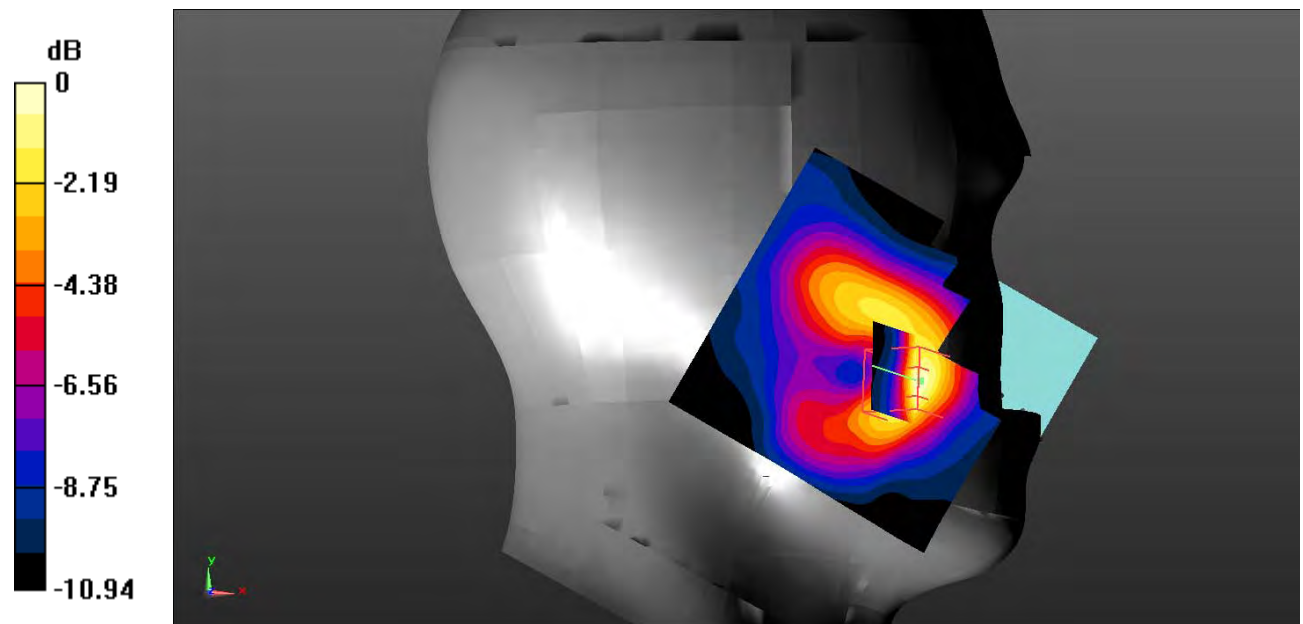
**Zoom Scan (7x7x7)/Cube 0:** Measurement grid:  $dx=5\text{mm}$ ,  $dy=5\text{mm}$ ,  $dz=5\text{mm}$

Reference Value = 4.167 V/m; Power Drift = 1.13 dB

Peak SAR (extrapolated) = 0.653 W/kg

**SAR(1 g) = 0.309 W/kg; SAR(10 g) = 0.150 W/kg**

Maximum value of SAR (measured) = 0.372 W/kg



0 dB = 0.372 W/kg = -4.29 dBW/kg

**Test Plot 127#: LTE Band 7\_Head Left Tilt\_1RB\_Middle**

**DUT: Smart Phone; Type: S4005L; Serial: 19010300205;**

Communication System: Generic FDD-LTE; Frequency: 2535 MHz;Duty Cycle: 1:1  
 Medium parameters used:  $f = 2535 \text{ MHz}$ ;  $\sigma = 1.911 \text{ S/m}$ ;  $\epsilon_r = 39.652$ ;  $\rho = 1000 \text{ kg/m}^3$  ;  
 Phantom section: Left Section

DASY5 Configuration:

- Probe: EX3DV4 - SN7522; ConvF(6.79, 6.79, 6.79); Calibrated: 2018/11/2;
- Sensor-Surface: 4mm (Mechanical Surface Detection)
- Electronics: DAE4 SN1562;Calibrated: 2018/11/6
- Phantom: SAM-Twin V8.0 P1aP2a; Type: QD 000 P41 AA; Serial: 1962
- Measurement SW: DASY52, Version 52.10 (2);

**Area Scan (101x101x1):** Interpolated grid:  $dx=1.000 \text{ mm}$ ,  $dy=1.000 \text{ mm}$

Maximum value of SAR (interpolated) = 0.0878 W/kg


**Zoom Scan (7x7x7)/Cube 0:** Measurement grid:  $dx=5\text{mm}$ ,  $dy=5\text{mm}$ ,  $dz=5\text{mm}$

Reference Value = 4.403 V/m; Power Drift = 0.59 dB

Peak SAR (extrapolated) = 0.198 W/kg

**SAR(1 g) = 0.085 W/kg; SAR(10 g) = 0.054 W/kg**

Maximum value of SAR (measured) = 0.0882 W/kg



0 dB = 0.0882 W/kg = -10.55 dBW/kg

**Test Plot 128#: LTE Band 7\_Head Left Tilt\_50%RB\_Middle**

**DUT: Smart Phone; Type: S4005L; Serial: 19010300205;**

Communication System: Generic FDD-LTE; Frequency: 2535 MHz;Duty Cycle: 1:1  
 Medium parameters used:  $f = 2535 \text{ MHz}$ ;  $\sigma = 1.911 \text{ S/m}$ ;  $\epsilon_r = 39.652$ ;  $\rho = 1000 \text{ kg/m}^3$  ;  
 Phantom section: Left Section

DASY5 Configuration:

- Probe: EX3DV4 - SN7522; ConvF(6.79, 6.79, 6.79); Calibrated: 2018/11/2;
- Sensor-Surface: 4mm (Mechanical Surface Detection)
- Electronics: DAE4 SN1562;Calibrated: 2018/11/6
- Phantom: SAM-Twin V8.0 P1aP2a; Type: QD 000 P41 AA; Serial: 1962
- Measurement SW: DASY52, Version 52.10 (2);

**Area Scan (101x101x1):** Interpolated grid:  $dx=1.000 \text{ mm}$ ,  $dy=1.000 \text{ mm}$

Maximum value of SAR (interpolated) =  $0.0737 \text{ W/kg}$

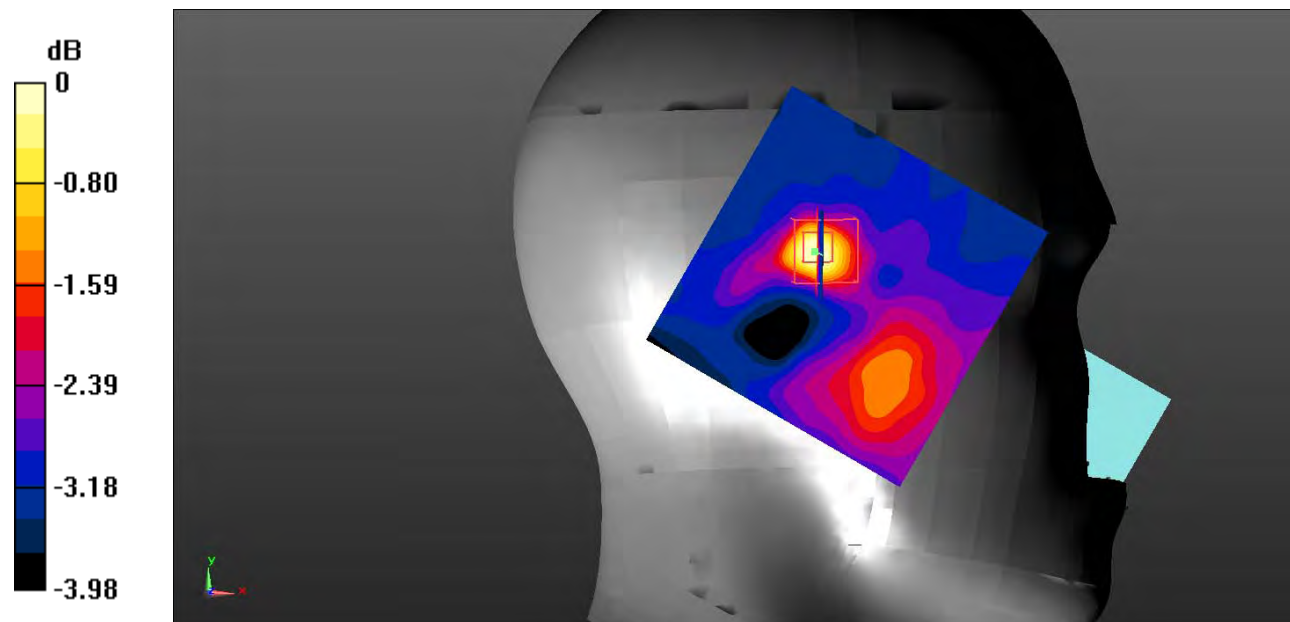
**Zoom Scan (7x7x7)/Cube 0:** Measurement grid:  $dx=5\text{mm}$ ,  $dy=5\text{mm}$ ,  $dz=5\text{mm}$

Reference Value =  $3.946 \text{ V/m}$ ; Power Drift =  $1.08 \text{ dB}$

Peak SAR (extrapolated) =  $0.112 \text{ W/kg}$

**SAR(1 g) =  $0.065 \text{ W/kg}$ ; SAR(10 g) =  $0.046 \text{ W/kg}$**

Maximum value of SAR (measured) =  $0.0678 \text{ W/kg}$



0 dB =  $0.0678 \text{ W/kg}$  =  $-11.69 \text{ dBW/kg}$



**Test Plot 129#: LTE Band 7\_Head Right Cheek\_1RB\_Middle**

**DUT: Smart Phone; Type: S4005L; Serial: 19010300205;**

Communication System: Generic FDD-LTE; Frequency: 2535 MHz;Duty Cycle: 1:1  
 Medium parameters used:  $f = 2535 \text{ MHz}$ ;  $\sigma = 1.911 \text{ S/m}$ ;  $\epsilon_r = 39.652$ ;  $\rho = 1000 \text{ kg/m}^3$  ;  
 Phantom section: Right Section

DASY5 Configuration:

- Probe: EX3DV4 - SN7522; ConvF(6.79, 6.79, 6.79); Calibrated: 2018/11/2;
- Sensor-Surface: 4mm (Mechanical Surface Detection)
- Electronics: DAE4 SN1562;Calibrated: 2018/11/6
- Phantom: SAM-Twin V8.0 P1aP2a; Type: QD 000 P41 AA; Serial: 1962
- Measurement SW: DASY52, Version 52.10 (2);

**Area Scan (101x121x1):** Interpolated grid:  $dx=1.000 \text{ mm}$ ,  $dy=1.000 \text{ mm}$

Maximum value of SAR (interpolated) =  $0.177 \text{ W/kg}$

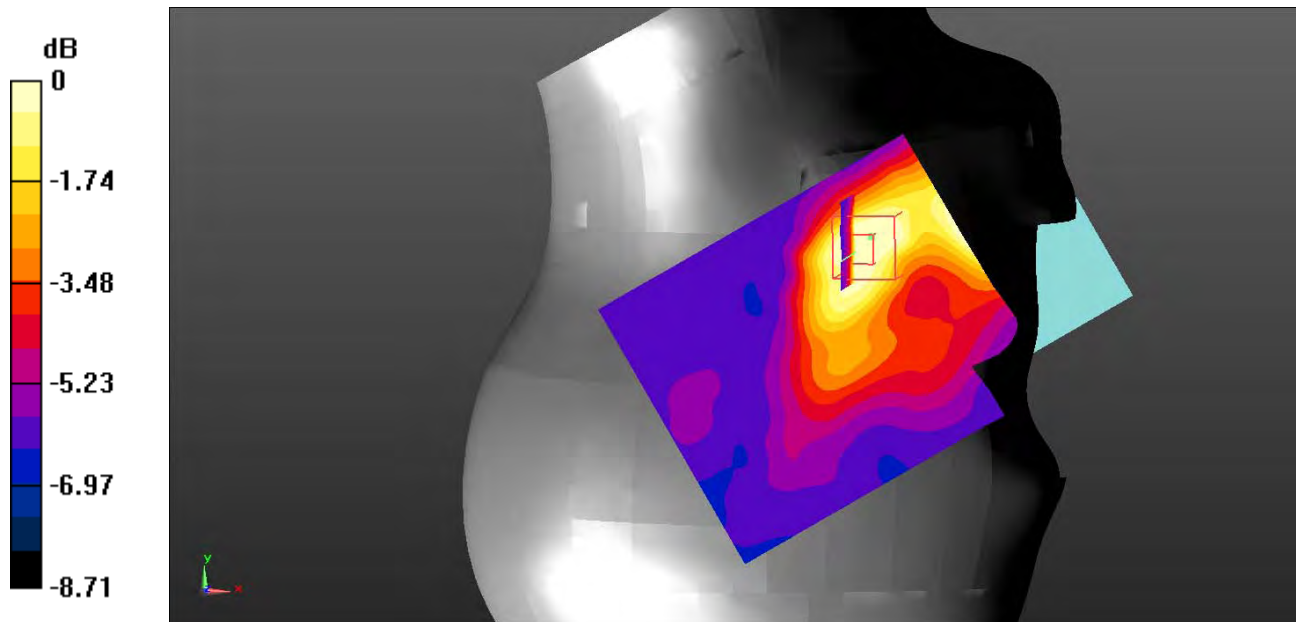
**Zoom Scan (7x7x7)/Cube 0:** Measurement grid:  $dx=5\text{mm}$ ,  $dy=5\text{mm}$ ,  $dz=5\text{mm}$

Reference Value =  $4.376 \text{ V/m}$ ; Power Drift =  $0.08 \text{ dB}$

Peak SAR (extrapolated) =  $0.316 \text{ W/kg}$

**SAR(1 g) =  $0.149 \text{ W/kg}$ ; SAR(10 g) =  $0.090 \text{ W/kg}$**

Maximum value of SAR (measured) =  $0.156 \text{ W/kg}$



0 dB =  $0.156 \text{ W/kg}$  =  $-8.07 \text{ dBW/kg}$

**Test Plot 130#: LTE Band 7\_Head Right Cheek\_50%RB\_Middle**

**DUT: Smart Phone; Type: S4005L; Serial: 19010300205;**

Communication System: Generic FDD-LTE; Frequency: 2535 MHz;Duty Cycle: 1:1  
 Medium parameters used:  $f = 2535 \text{ MHz}$ ;  $\sigma = 1.911 \text{ S/m}$ ;  $\epsilon_r = 39.652$ ;  $\rho = 1000 \text{ kg/m}^3$  ;  
 Phantom section: Right Section

DASY5 Configuration:

- Probe: EX3DV4 - SN7522; ConvF(6.79, 6.79, 6.79); Calibrated: 2018/11/2;
- Sensor-Surface: 4mm (Mechanical Surface Detection)
- Electronics: DAE4 SN1562;Calibrated: 2018/11/6
- Phantom: SAM-Twin V8.0 P1aP2a; Type: QD 000 P41 AA; Serial: 1962
- Measurement SW: DASY52, Version 52.10 (2);

**Area Scan (101x121x1):** Interpolated grid:  $dx=1.000 \text{ mm}$ ,  $dy=1.000 \text{ mm}$

Maximum value of SAR (interpolated) = 0.150 W/kg

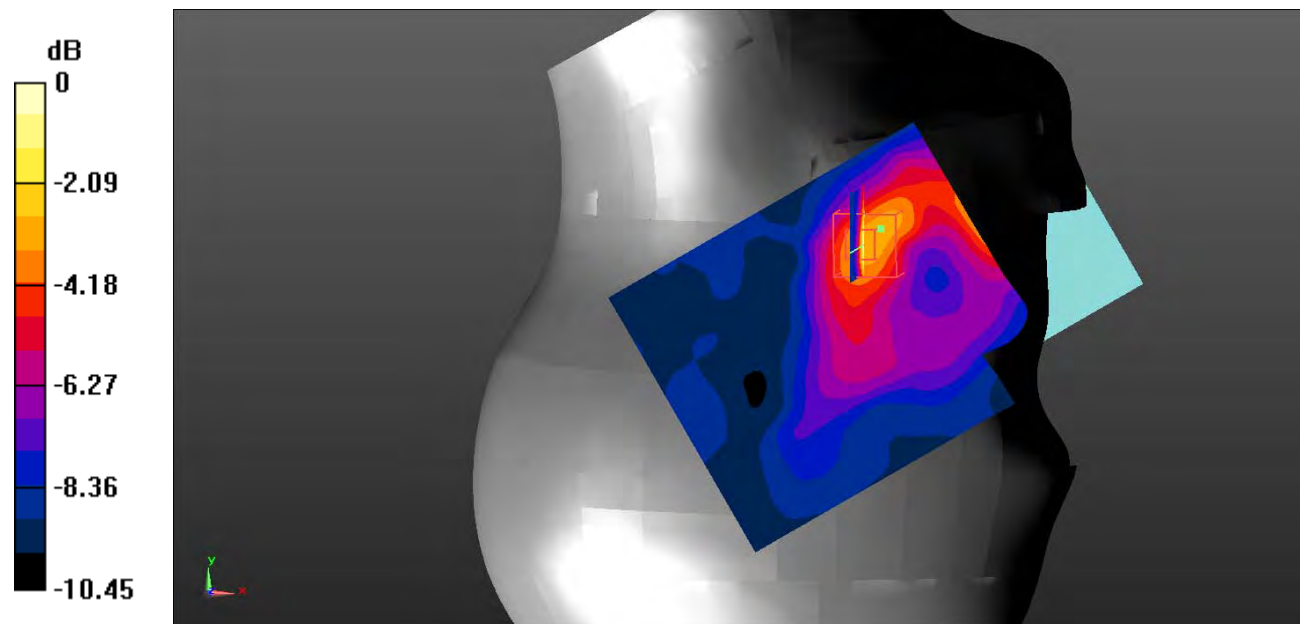
**Zoom Scan (7x7x7)/Cube 0:** Measurement grid:  $dx=5\text{mm}$ ,  $dy=5\text{mm}$ ,  $dz=5\text{mm}$

Reference Value = 4.080 V/m; Power Drift = 0.39 dB

Peak SAR (extrapolated) = 0.492 W/kg

**SAR(1 g) = 0.247 W/kg; SAR(10 g) = 0.135 W/kg**

Maximum value of SAR (measured) = 0.295 W/kg



0 dB = 0.295 W/kg = -5.30 dBW/kg

**Test Plot 131#: LTE Band 7\_Head Right Tilt\_1RB\_Middle**

**DUT: Smart Phone; Type: S4005L; Serial: 19010300205;**

Communication System: Generic FDD-LTE; Frequency: 2535 MHz;Duty Cycle: 1:1  
 Medium parameters used:  $f = 2535 \text{ MHz}$ ;  $\sigma = 1.911 \text{ S/m}$ ;  $\epsilon_r = 39.652$ ;  $\rho = 1000 \text{ kg/m}^3$  ;  
 Phantom section: Right Section

DASY5 Configuration:

- Probe: EX3DV4 - SN7522; ConvF(6.79, 6.79, 6.79); Calibrated: 2018/11/2;
- Sensor-Surface: 4mm (Mechanical Surface Detection)
- Electronics: DAE4 SN1562;Calibrated: 2018/11/6
- Phantom: SAM-Twin V8.0 P1aP2a; Type: QD 000 P41 AA; Serial: 1962
- Measurement SW: DASY52, Version 52.10 (2);

**Area Scan (101x121x1):** Interpolated grid:  $dx=1.000 \text{ mm}$ ,  $dy=1.000 \text{ mm}$

Maximum value of SAR (interpolated) = 0.0541 W/kg

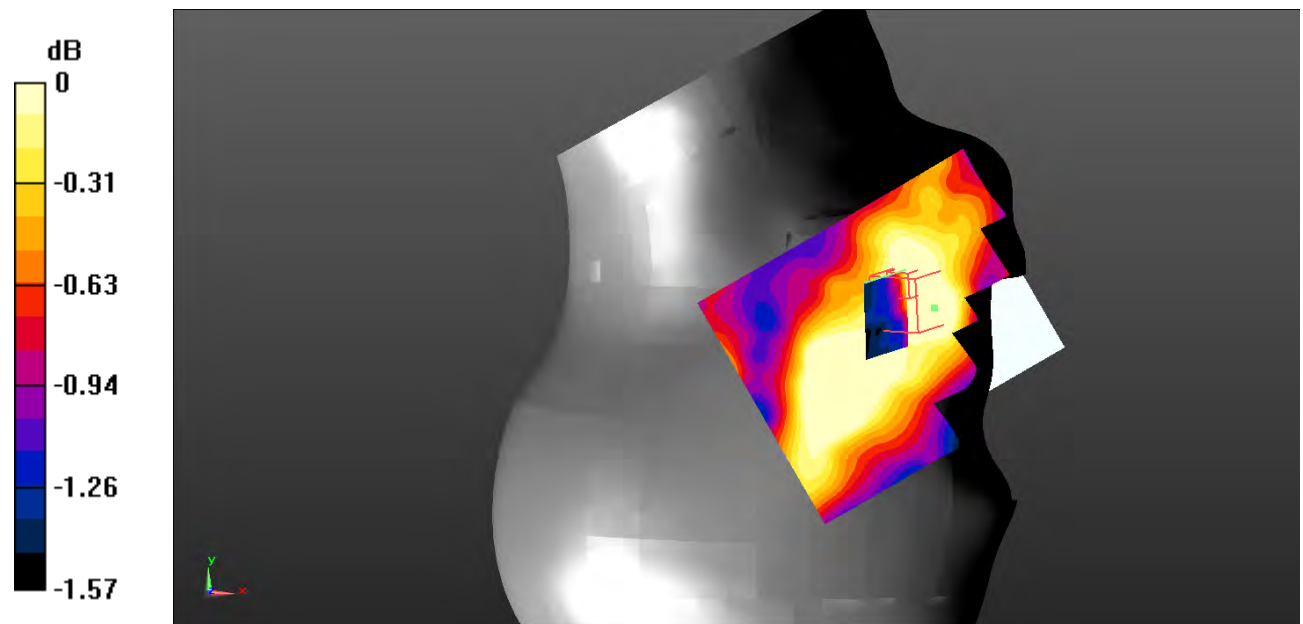
**Zoom Scan (7x7x7)/Cube 0:** Measurement grid:  $dx=5\text{mm}$ ,  $dy=5\text{mm}$ ,  $dz=5\text{mm}$

Reference Value = 4.684 V/m; Power Drift = -0.07 dB

Peak SAR (extrapolated) = 0.0640 W/kg

**SAR(1 g) = 0.045 W/kg; SAR(10 g) = 0.039 W/kg**

Maximum value of SAR (measured) = 0.0471 W/kg



0 dB = 0.0471 W/kg = -13.27 dBW/kg

**Test Plot 132#: LTE Band 7\_Head Right Tilt\_50%RB\_Middle**

**DUT: Smart Phone; Type: S4005L; Serial: 19010300205;**

Communication System: Generic FDD-LTE; Frequency: 2535 MHz;Duty Cycle: 1:1  
 Medium parameters used:  $f = 2535 \text{ MHz}$ ;  $\sigma = 1.911 \text{ S/m}$ ;  $\epsilon_r = 39.652$ ;  $\rho = 1000 \text{ kg/m}^3$  ;  
 Phantom section: Right Section

DASY5 Configuration:

- Probe: EX3DV4 - SN7522; ConvF(6.79, 6.79, 6.79); Calibrated: 2018/11/2;
- Sensor-Surface: 4mm (Mechanical Surface Detection)
- Electronics: DAE4 SN1562;Calibrated: 2018/11/6
- Phantom: SAM-Twin V8.0 P1aP2a; Type: QD 000 P41 AA; Serial: 1962
- Measurement SW: DASY52, Version 52.10 (2);

**Area Scan (101x121x1):** Interpolated grid:  $dx=1.000 \text{ mm}$ ,  $dy=1.000 \text{ mm}$

Maximum value of SAR (interpolated) = 0.0498 W/kg

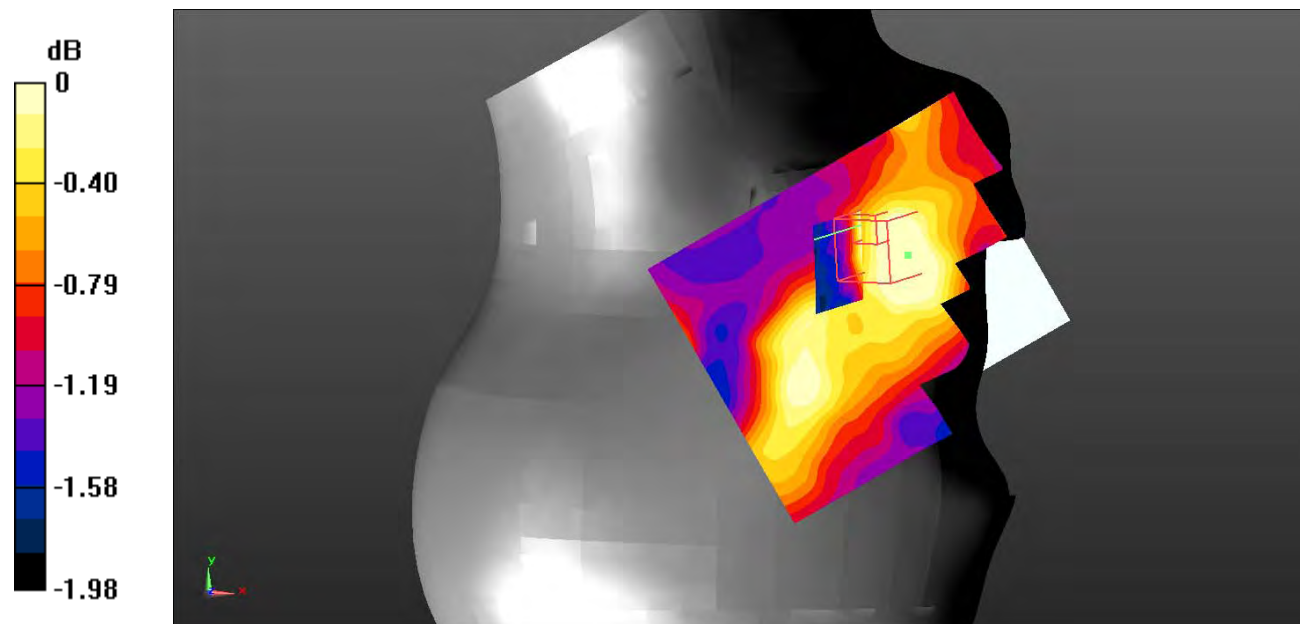
**Zoom Scan (7x7x7)/Cube 0:** Measurement grid:  $dx=5\text{mm}$ ,  $dy=5\text{mm}$ ,  $dz=5\text{mm}$

Reference Value = 4.021 V/m; Power Drift = 0.85 dB

Peak SAR (extrapolated) = 0.0570 W/kg

**SAR(1 g) = 0.042 W/kg; SAR(10 g) = 0.036 W/kg**

Maximum value of SAR (measured) = 0.0462 W/kg



0 dB = 0.0462 W/kg = -13.35 dBW/kg

**Test Plot 133#: LTE Band 7\_Body Back\_1RB\_Middle**

**DUT: Smart Phone; Type: S4005L; Serial: 19010300205;**

Communication System: Generic FDD-LTE; Frequency: 2535 MHz;Duty Cycle: 1:1  
 Medium parameters used:  $f = 2535 \text{ MHz}$ ;  $\sigma = 2.096 \text{ S/m}$ ;  $\epsilon_r = 51.715$ ;  $\rho = 1000 \text{ kg/m}^3$  ;  
 Phantom section: Flat Section

DASY5 Configuration:

- Probe: EX3DV4 - SN7522; ConvF(6.95, 6.95, 6.95); Calibrated: 2018/11/2;
- Sensor-Surface: 4mm (Mechanical Surface Detection)
- Electronics: DAE4 SN1562;Calibrated: 2018/11/6
- Phantom: ELI V8.0 P1aP2a; Type: QD OVA 004 AA; Serial: 2092
- Measurement SW: DASY52, Version 52.10 (2);

**Area Scan (71x81x1):** Interpolated grid:  $dx=1.500 \text{ mm}$ ,  $dy=1.500 \text{ mm}$

Maximum value of SAR (interpolated) =  $0.531 \text{ W/kg}$

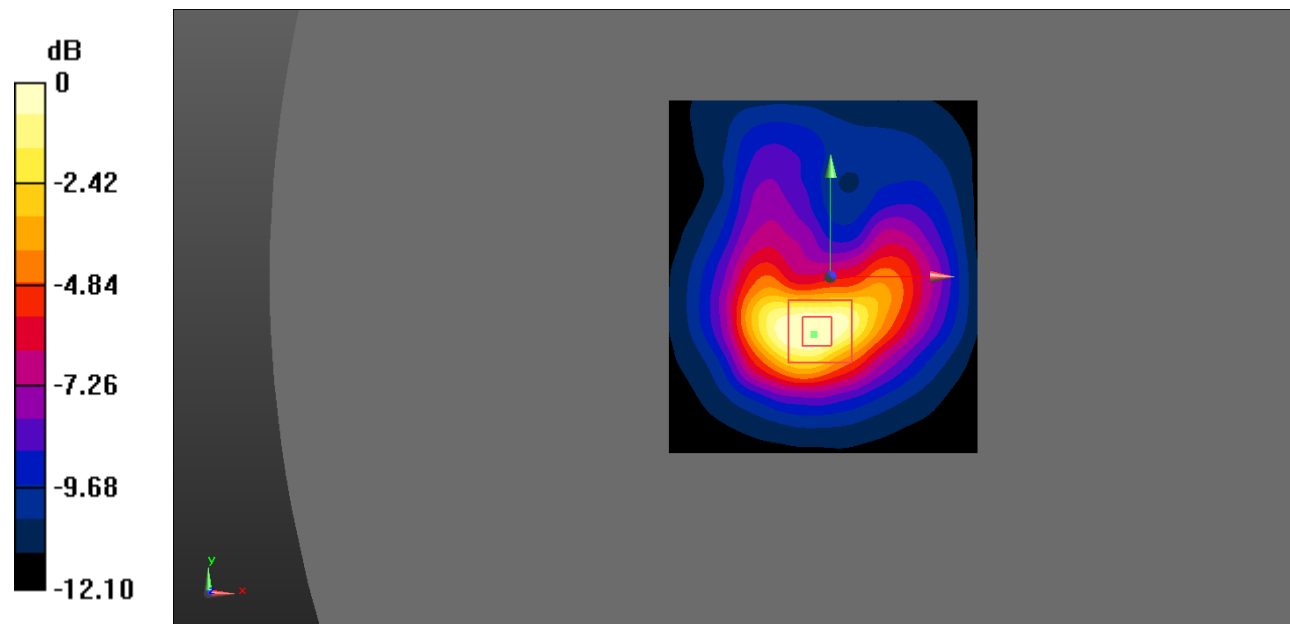
**Zoom Scan (7x7x7)/Cube 0:** Measurement grid:  $dx=5\text{mm}$ ,  $dy=5\text{mm}$ ,  $dz=5\text{mm}$

Reference Value =  $7.161 \text{ V/m}$ ; Power Drift =  $-0.62 \text{ dB}$

Peak SAR (extrapolated) =  $0.832 \text{ W/kg}$

**SAR(1 g) =  $0.429 \text{ W/kg}$ ; SAR(10 g) =  $0.215 \text{ W/kg}$**

Maximum value of SAR (measured) =  $0.495 \text{ W/kg}$



0 dB =  $0.495 \text{ W/kg}$  =  $-3.05 \text{ dBW/kg}$

**Test Plot 134#: LTE Band 7\_Body Back\_50%RB\_Middle**

**DUT: Smart Phone; Type: S4005L; Serial: 19010300205;**

Communication System: Generic FDD-LTE; Frequency: 2535 MHz;Duty Cycle: 1:1  
 Medium parameters used:  $f = 2535 \text{ MHz}$ ;  $\sigma = 2.096 \text{ S/m}$ ;  $\epsilon_r = 51.715$ ;  $\rho = 1000 \text{ kg/m}^3$  ;  
 Phantom section: Flat Section

DASY5 Configuration:

- Probe: EX3DV4 - SN7522; ConvF(6.95, 6.95, 6.95); Calibrated: 2018/11/2;
- Sensor-Surface: 4mm (Mechanical Surface Detection)
- Electronics: DAE4 SN1562;Calibrated: 2018/11/6
- Phantom: ELI V8.0 P1aP2a; Type: QD OVA 004 AA; Serial: 2092
- Measurement SW: DASY52, Version 52.10 (2);

**Area Scan (71x81x1):** Interpolated grid:  $dx=1.500 \text{ mm}$ ,  $dy=1.500 \text{ mm}$

Maximum value of SAR (interpolated) =  $0.516 \text{ W/kg}$

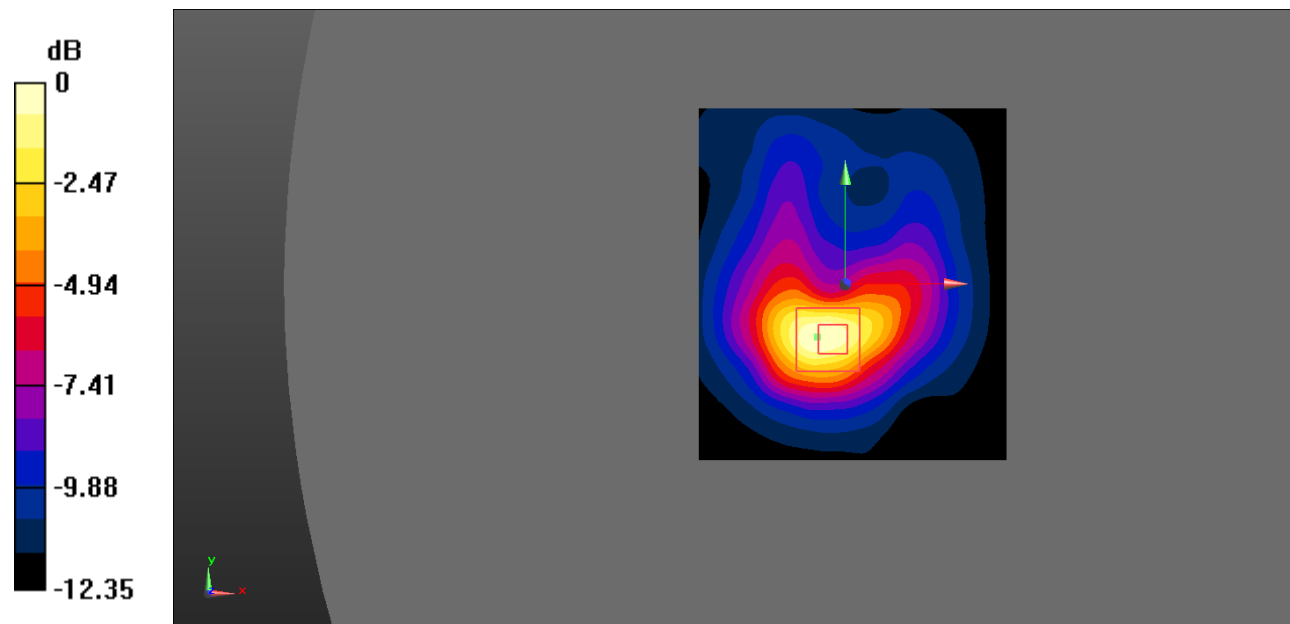
**Zoom Scan (5x5x7)/Cube 0:** Measurement grid:  $dx=8\text{mm}$ ,  $dy=8\text{mm}$ ,  $dz=5\text{mm}$

Reference Value =  $7.088 \text{ V/m}$ ; Power Drift =  $-1.15 \text{ dB}$

Peak SAR (extrapolated) =  $0.941 \text{ W/kg}$

**SAR(1 g) =  $0.452 \text{ W/kg}$ ; SAR(10 g) =  $0.220 \text{ W/kg}$**

Maximum value of SAR (measured) =  $0.520 \text{ W/kg}$



0 dB =  $0.520 \text{ W/kg} = -2.84 \text{ dBW/kg}$

**Test Plot 135#: LTE Band 7\_Body Left\_1RB\_Middle**

**DUT: Smart Phone; Type: S4005L; Serial: 19010300205;**

Communication System: Generic FDD-LTE; Frequency: 2535 MHz;Duty Cycle: 1:1  
 Medium parameters used:  $f = 2535 \text{ MHz}$ ;  $\sigma = 2.096 \text{ S/m}$ ;  $\epsilon_r = 51.715$ ;  $\rho = 1000 \text{ kg/m}^3$  ;  
 Phantom section: Flat Section

DASY5 Configuration:

- Probe: EX3DV4 - SN7522; ConvF(6.95, 6.95, 6.95); Calibrated: 2018/11/2;
- Sensor-Surface: 4mm (Mechanical Surface Detection)
- Electronics: DAE4 SN1562;Calibrated: 2018/11/6
- Phantom: ELI V8.0 P1aP2a; Type: QD OVA 004 AA; Serial: 2092
- Measurement SW: DASY52, Version 52.10 (2);

**Area Scan (71x81x1):** Interpolated grid:  $dx=1.500 \text{ mm}$ ,  $dy=1.500 \text{ mm}$

Maximum value of SAR (interpolated) = 0.0648 W/kg

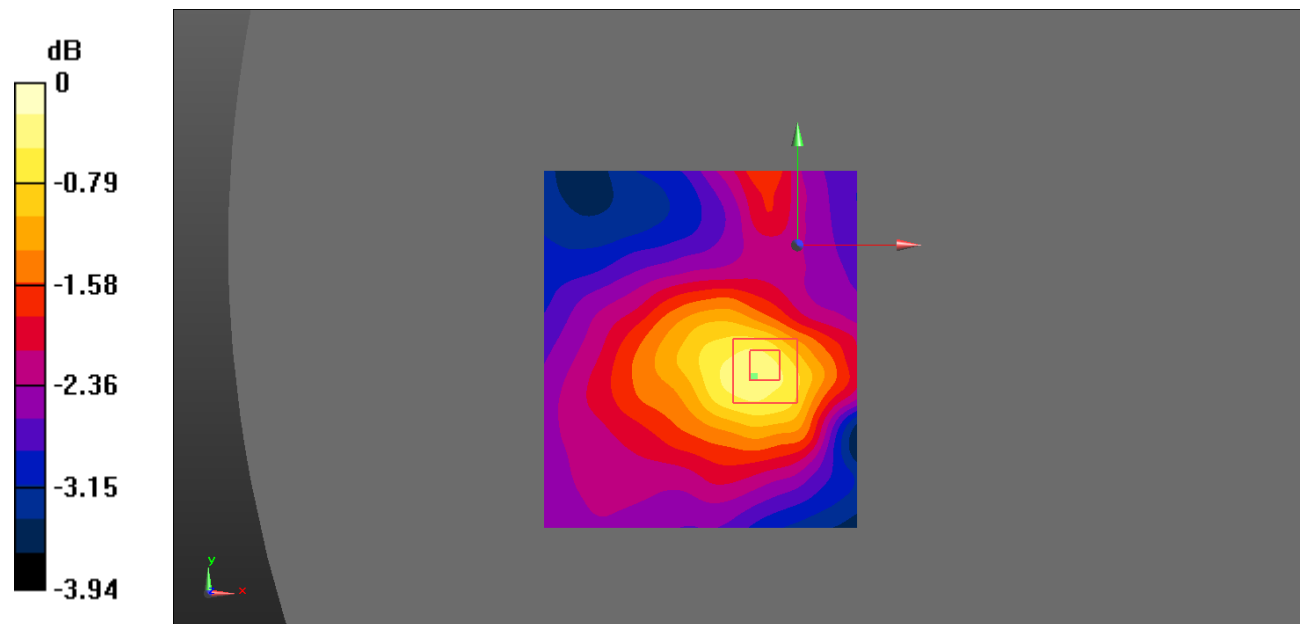
**Zoom Scan (7x7x7)/Cube 0:** Measurement grid:  $dx=5\text{mm}$ ,  $dy=5\text{mm}$ ,  $dz=5\text{mm}$

Reference Value = 4.577 V/m; Power Drift = -0.33 dB

Peak SAR (extrapolated) = 0.170 W/kg

**SAR(1 g) = 0.070 W/kg; SAR(10 g) = 0.049 W/kg**

Maximum value of SAR (measured) = 0.0694 W/kg



0 dB = 0.0694 W/kg = -11.59 dBW/kg

**Test Plot 136#: LTE Band 7\_Body Left\_50%RB\_Middle**

**DUT: Smart Phone; Type: S4005L; Serial: 19010300205;**

Communication System: Generic FDD-LTE; Frequency: 2535 MHz;Duty Cycle: 1:1  
 Medium parameters used:  $f = 2535 \text{ MHz}$ ;  $\sigma = 2.096 \text{ S/m}$ ;  $\epsilon_r = 51.715$ ;  $\rho = 1000 \text{ kg/m}^3$  ;  
 Phantom section: Flat Section

DASY5 Configuration:

- Probe: EX3DV4 - SN7522; ConvF(6.95, 6.95, 6.95); Calibrated: 2018/11/2;
- Sensor-Surface: 4mm (Mechanical Surface Detection)
- Electronics: DAE4 SN1562;Calibrated: 2018/11/6
- Phantom: ELI V8.0 P1aP2a; Type: QD OVA 004 AA; Serial: 2092
- Measurement SW: DASY52, Version 52.10 (2);

**Area Scan (71x81x1):** Interpolated grid:  $dx=1.500 \text{ mm}$ ,  $dy=1.500 \text{ mm}$

Maximum value of SAR (interpolated) =  $0.0577 \text{ W/kg}$

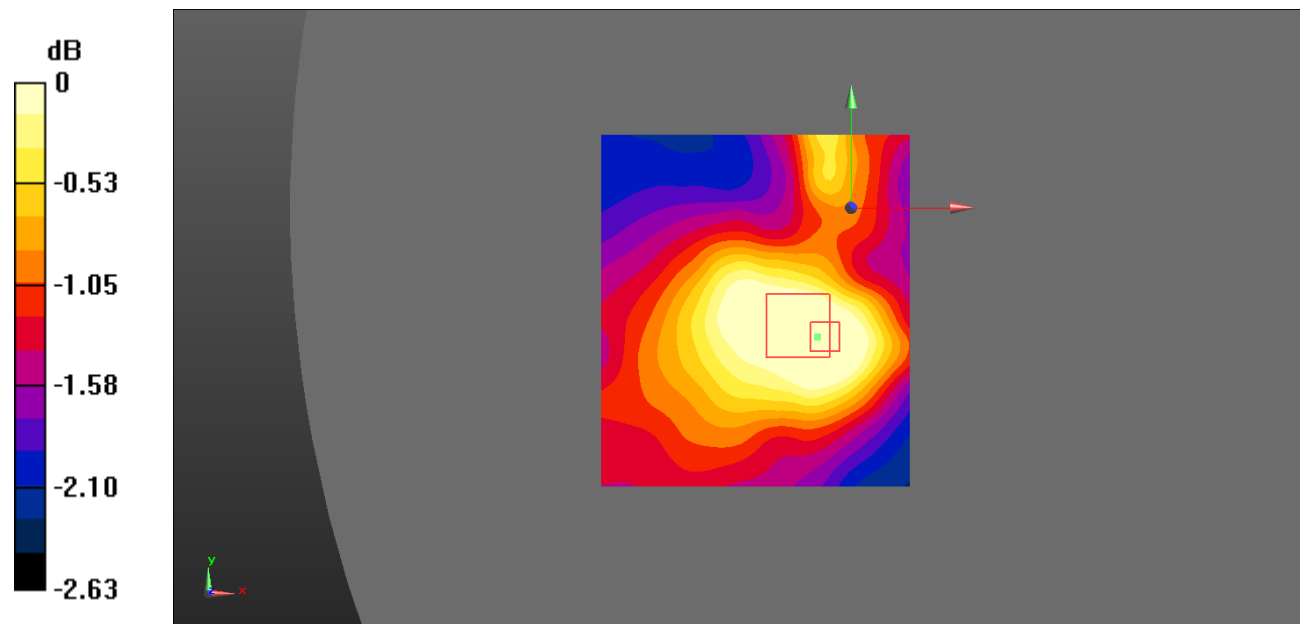
**Zoom Scan (5x5x7)/Cube 0:** Measurement grid:  $dx=8\text{mm}$ ,  $dy=8\text{mm}$ ,  $dz=5\text{mm}$

Reference Value =  $4.568 \text{ V/m}$ ; Power Drift =  $-0.44 \text{ dB}$

Peak SAR (extrapolated) =  $0.0710 \text{ W/kg}$

**SAR(1 g) =  $0.049 \text{ W/kg}$ ; SAR(10 g) =  $0.040 \text{ W/kg}$**

Maximum value of SAR (measured) =  $0.0524 \text{ W/kg}$



0 dB =  $0.0524 \text{ W/kg}$  =  $-12.81 \text{ dBW/kg}$



**Test Plot 137#: LTE Band 7\_Body Right\_1RB\_Middle**

**DUT: Smart Phone; Type: S4005L; Serial: 19010300205;**

Communication System: Generic FDD-LTE; Frequency: 2535 MHz;Duty Cycle: 1:1  
 Medium parameters used:  $f = 2535 \text{ MHz}$ ;  $\sigma = 2.096 \text{ S/m}$ ;  $\epsilon_r = 51.715$ ;  $\rho = 1000 \text{ kg/m}^3$  ;  
 Phantom section: Flat Section

DASY5 Configuration:

- Probe: EX3DV4 - SN7522; ConvF(6.95, 6.95, 6.95); Calibrated: 2018/11/2;
- Sensor-Surface: 4mm (Mechanical Surface Detection)
- Electronics: DAE4 SN1562;Calibrated: 2018/11/6
- Phantom: ELI V8.0 P1aP2a; Type: QD OVA 004 AA; Serial: 2092
- Measurement SW: DASY52, Version 52.10 (2);

**Area Scan (71x81x1):** Interpolated grid:  $dx=1.500 \text{ mm}$ ,  $dy=1.500 \text{ mm}$

Maximum value of SAR (interpolated) = 0.110 W/kg

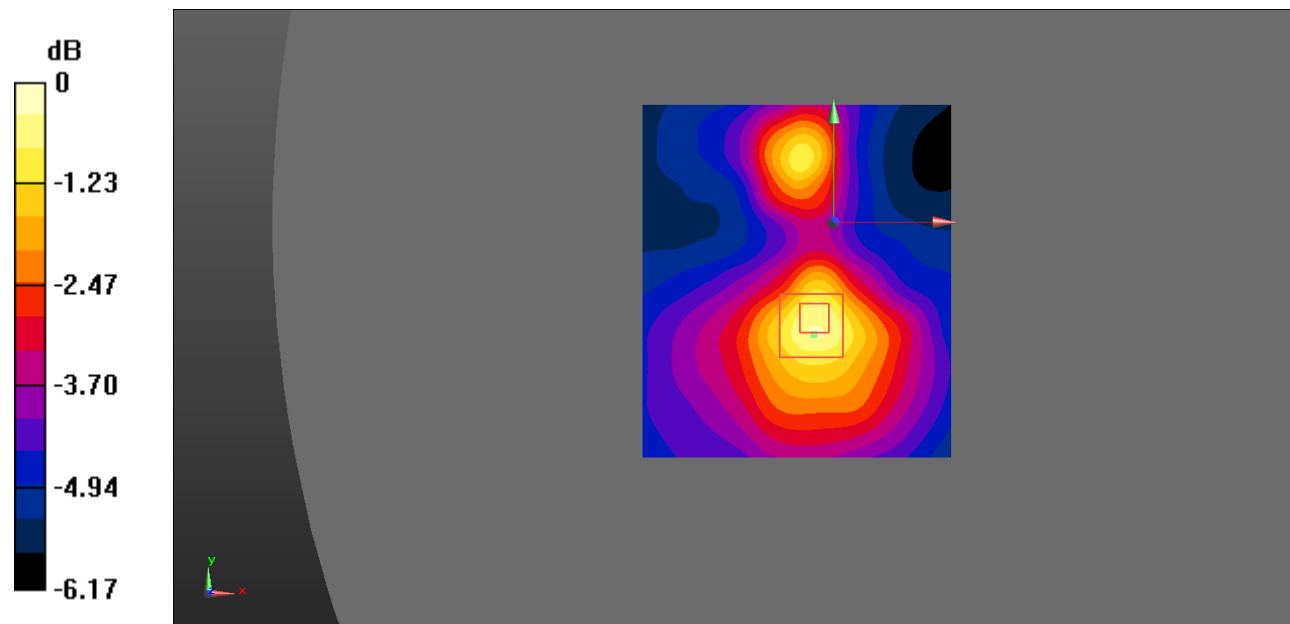
**Zoom Scan (7x7x7)/Cube 0:** Measurement grid:  $dx=5\text{mm}$ ,  $dy=5\text{mm}$ ,  $dz=5\text{mm}$

Reference Value = 4.910 V/m; Power Drift = 0.17 dB

Peak SAR (extrapolated) = 0.187 W/kg

**SAR(1 g) = 0.110 W/kg; SAR(10 g) = 0.070 W/kg**

Maximum value of SAR (measured) = 0.120 W/kg



0 dB = 0.120 W/kg = -9.21 dBW/kg

**Test Plot 138#: LTE Band 7\_Body Right\_50%RB\_Middle**

**DUT: Smart Phone; Type: S4005L; Serial: 19010300205;**

Communication System: Generic FDD-LTE; Frequency: 2535 MHz;Duty Cycle: 1:1  
 Medium parameters used:  $f = 2535 \text{ MHz}$ ;  $\sigma = 2.096 \text{ S/m}$ ;  $\epsilon_r = 51.715$ ;  $\rho = 1000 \text{ kg/m}^3$  ;  
 Phantom section: Flat Section

DASY5 Configuration:

- Probe: EX3DV4 - SN7522; ConvF(6.95, 6.95, 6.95); Calibrated: 2018/11/2;
- Sensor-Surface: 4mm (Mechanical Surface Detection)
- Electronics: DAE4 SN1562;Calibrated: 2018/11/6
- Phantom: ELI V8.0 P1aP2a; Type: QD OVA 004 AA; Serial: 2092
- Measurement SW: DASY52, Version 52.10 (2);

**Area Scan (71x81x1):** Interpolated grid:  $dx=1.500 \text{ mm}$ ,  $dy=1.500 \text{ mm}$

Maximum value of SAR (interpolated) = 0.102 W/kg

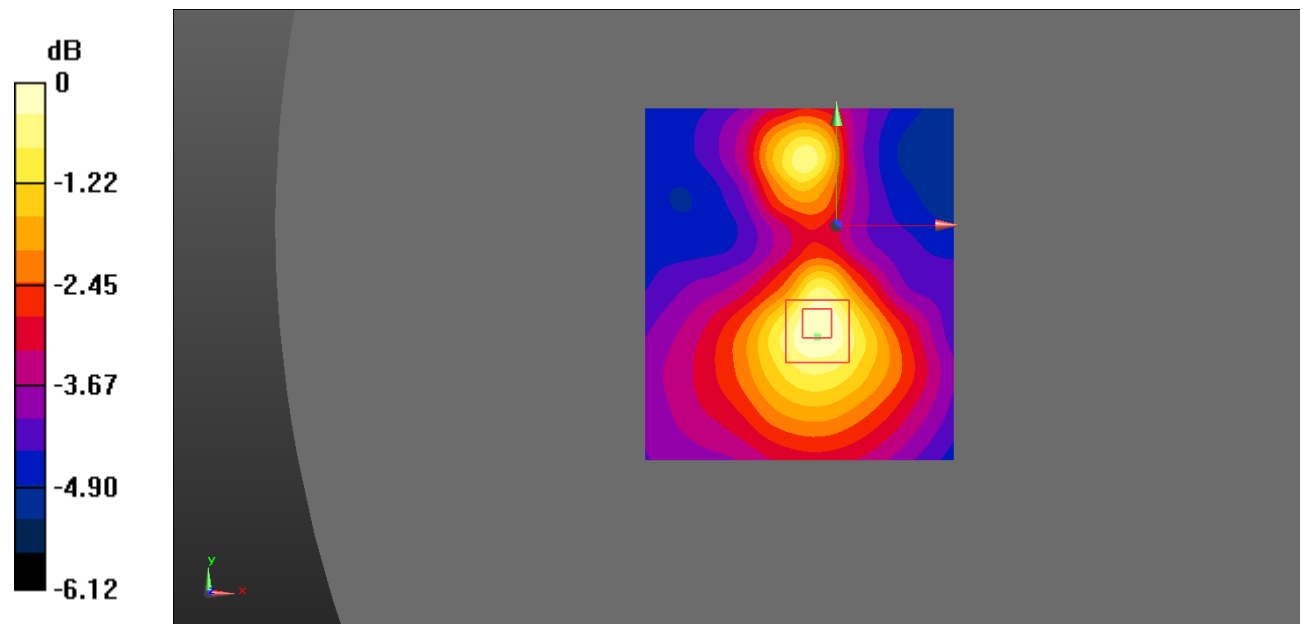
**Zoom Scan (5x5x7)/Cube 0:** Measurement grid:  $dx=8\text{mm}$ ,  $dy=8\text{mm}$ ,  $dz=5\text{mm}$

Reference Value = 4.606 V/m; Power Drift = 0.45 dB

Peak SAR (extrapolated) = 0.174 W/kg

**SAR(1 g) = 0.097 W/kg; SAR(10 g) = 0.063 W/kg**

Maximum value of SAR (measured) = 0.102 W/kg



0 dB = 0.102 W/kg = -9.91 dBW/kg

**Test Plot 139#: LTE Band 7\_Body Bottom\_1RB\_Low**

**DUT: Smart Phone; Type: S4005L; Serial: 19010300205;**

Communication System: Generic FDD-LTE; Frequency: 2510 MHz; Duty Cycle: 1:1  
 Medium parameters used:  $f = 2510 \text{ MHz}$ ;  $\sigma = 2.072 \text{ S/m}$ ;  $\epsilon_r = 51.49$ ;  $\rho = 1000 \text{ kg/m}^3$ ;  
 Phantom section: Flat Section

DASY5 Configuration:

- Probe: EX3DV4 - SN7522; ConvF(6.95, 6.95, 6.95); Calibrated: 2018/11/2;
- Sensor-Surface: 4mm (Mechanical Surface Detection)
- Electronics: DAE4 SN1562; Calibrated: 2018/11/6
- Phantom: ELI V8.0 P1aP2a; Type: QD OVA 004 AA; Serial: 2092
- Measurement SW: DASY52, Version 52.10 (2);

**Area Scan (91x111x1):** Interpolated grid:  $dx=1.000 \text{ mm}$ ,  $dy=1.000 \text{ mm}$

Maximum value of SAR (interpolated) = 0.673 W/kg

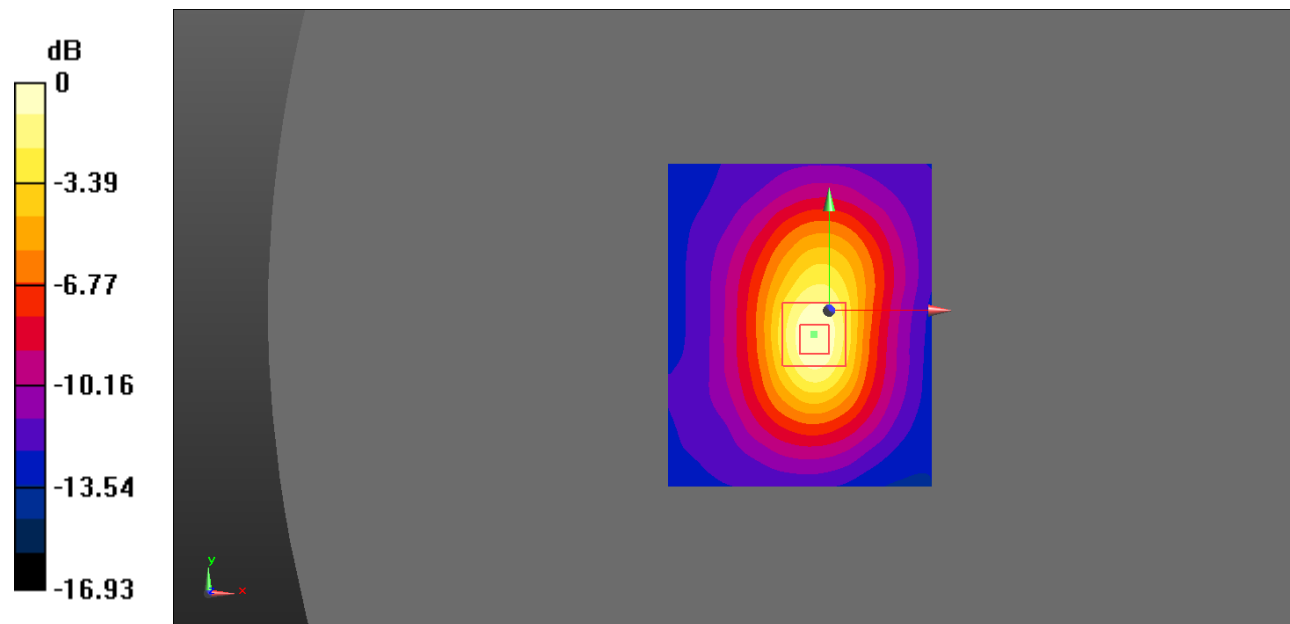
**Zoom Scan (7x7x7)/Cube 0:** Measurement grid:  $dx=5\text{mm}$ ,  $dy=5\text{mm}$ ,  $dz=5\text{mm}$

Reference Value = 15.23 V/m; Power Drift = 0.31 dB

Peak SAR (extrapolated) = 1.18 W/kg

**SAR(1 g) = 0.589 W/kg; SAR(10 g) = 0.293 W/kg**

Maximum value of SAR (measured) = 0.657 W/kg



0 dB = 0.657 W/kg = -1.82 dBW/kg

**Test Plot 140#: LTE Band 7\_Body Bottom\_1RB\_Middle**

**DUT: Smart Phone; Type: S4005L; Serial: 19010300205;**

Communication System: Generic FDD-LTE; Frequency: 2535 MHz;Duty Cycle: 1:1  
 Medium parameters used:  $f = 2535 \text{ MHz}$ ;  $\sigma = 2.096 \text{ S/m}$ ;  $\epsilon_r = 51.715$ ;  $\rho = 1000 \text{ kg/m}^3$  ;  
 Phantom section: Flat Section

DASY5 Configuration:

- Probe: EX3DV4 - SN7522; ConvF(6.95, 6.95, 6.95); Calibrated: 2018/11/2;
- Sensor-Surface: 4mm (Mechanical Surface Detection)
- Electronics: DAE4 SN1562;Calibrated: 2018/11/6
- Phantom: ELI V8.0 P1aP2a; Type: QD OVA 004 AA; Serial: 2092
- Measurement SW: DASY52, Version 52.10 (2);

**Area Scan (101x121x1):** Interpolated grid:  $dx=1.000 \text{ mm}$ ,  $dy=1.000 \text{ mm}$

Maximum value of SAR (interpolated) =  $0.682 \text{ W/kg}$

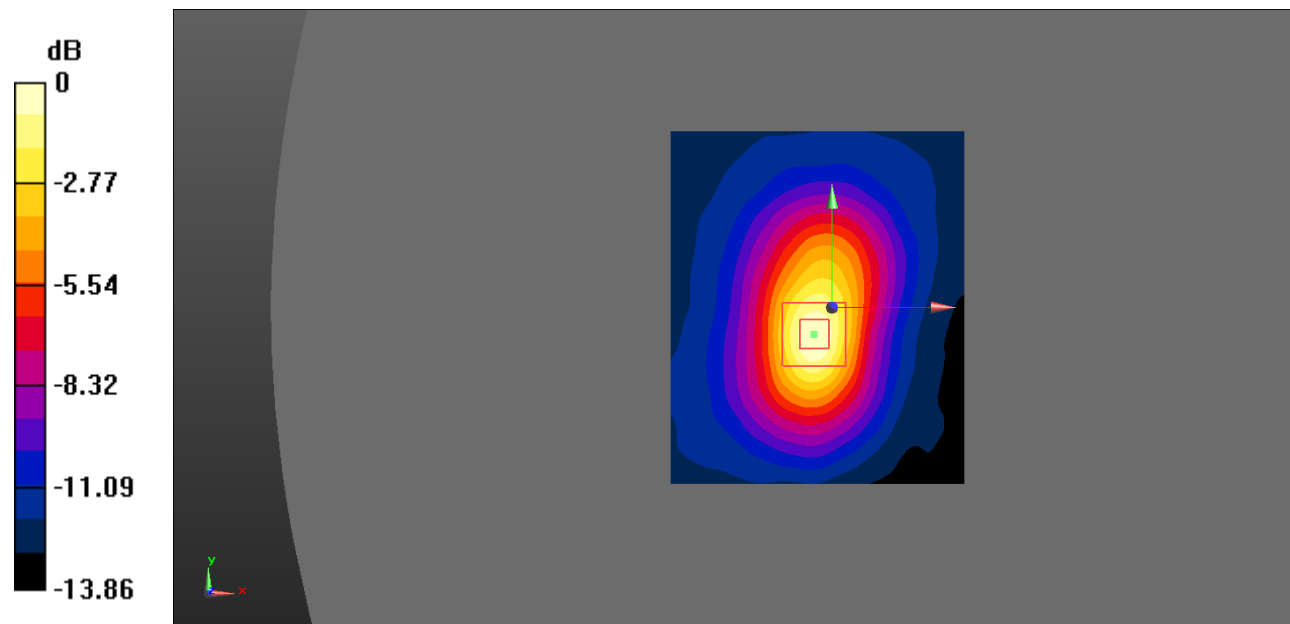
**Zoom Scan (7x7x7)/Cube 0:** Measurement grid:  $dx=5\text{mm}$ ,  $dy=5\text{mm}$ ,  $dz=5\text{mm}$

Reference Value =  $15.27 \text{ V/m}$ ; Power Drift =  $-0.21 \text{ dB}$

Peak SAR (extrapolated) =  $1.12 \text{ W/kg}$

**SAR(1 g) =  $0.597 \text{ W/kg}$ ; SAR(10 g) =  $0.301 \text{ W/kg}$**

Maximum value of SAR (measured) =  $0.680 \text{ W/kg}$



0 dB =  $0.680 \text{ W/kg}$  =  $-1.67 \text{ dBW/kg}$

**Test Plot 141#: LTE Band 7\_Body Bottom\_1RB\_High**

**DUT: Smart Phone; Type: S4005L; Serial: 19010300205;**

Communication System: Generic FDD-LTE; Frequency: 2560 MHz;Duty Cycle: 1:1  
 Medium parameters used:  $f = 2560$  MHz;  $\sigma = 2.155$  S/m;  $\epsilon_r = 51.501$ ;  $\rho = 1000$  kg/m<sup>3</sup> ;  
 Phantom section: Flat Section

DASY5 Configuration:

- Probe: EX3DV4 - SN7522; ConvF(6.95, 6.95, 6.95); Calibrated: 2018/11/2;
- Sensor-Surface: 4mm (Mechanical Surface Detection)
- Electronics: DAE4 SN1562;Calibrated: 2018/11/6
- Phantom: ELI V8.0 P1aP2a; Type: QD OVA 004 AA; Serial: 2092
- Measurement SW: DASY52, Version 52.10 (2);

**Area Scan (101x121x1):** Interpolated grid: dx=1.000 mm, dy=1.000 mm

Maximum value of SAR (interpolated) = 0.814 W/kg

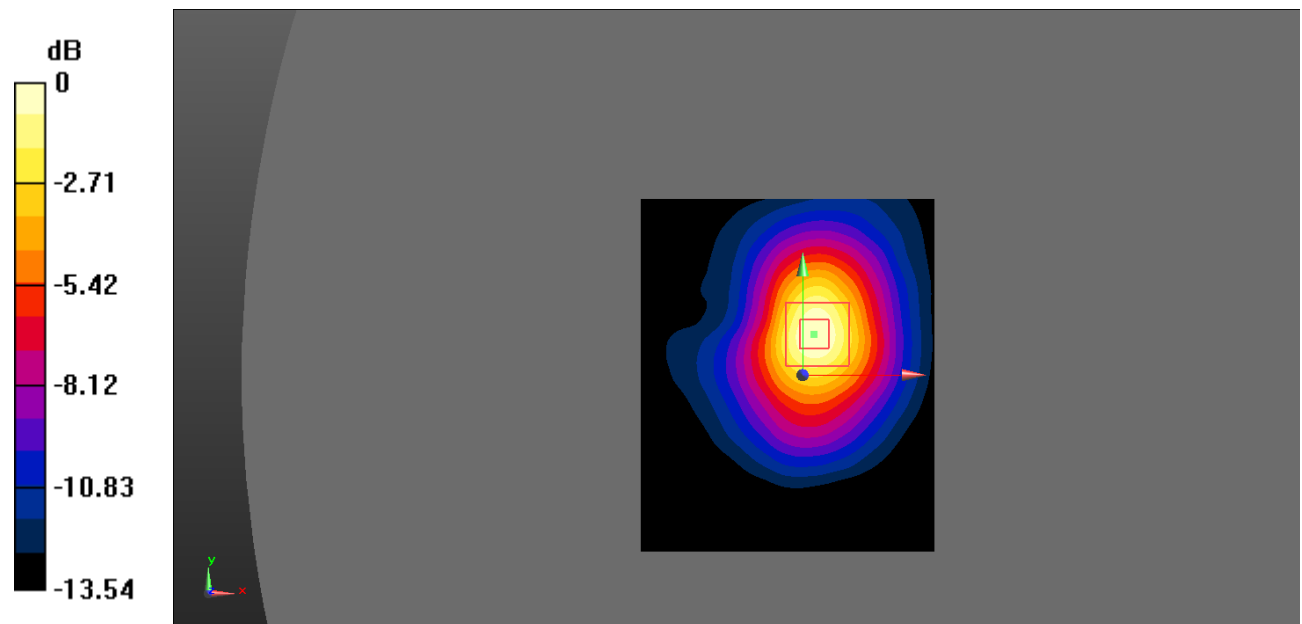
**Zoom Scan (7x7x7)/Cube 0:** Measurement grid: dx=5mm, dy=5mm, dz=5mm

Reference Value = 14.38 V/m; Power Drift = -0.12 dB

Peak SAR (extrapolated) = 1.29 W/kg

**SAR(1 g) = 0.706 W/kg; SAR(10 g) = 0.361 W/kg**

Maximum value of SAR (measured) = 0.798 W/kg



0 dB = 0.798 W/kg = -0.98 dBW/kg

**Test Plot 142#: LTE Band 7\_Body Bottom\_50%RB\_Middle**

**DUT: Smart Phone; Type: S4005L; Serial: 19010300205;**

Communication System: Generic FDD-LTE; Frequency: 2535 MHz;Duty Cycle: 1:1  
 Medium parameters used:  $f = 2535 \text{ MHz}$ ;  $\sigma = 2.096 \text{ S/m}$ ;  $\epsilon_r = 51.715$ ;  $\rho = 1000 \text{ kg/m}^3$  ;  
 Phantom section: Flat Section

DASY5 Configuration:

- Probe: EX3DV4 - SN7522; ConvF(6.95, 6.95, 6.95); Calibrated: 2018/11/2;
- Sensor-Surface: 4mm (Mechanical Surface Detection)
- Electronics: DAE4 SN1562;Calibrated: 2018/11/6
- Phantom: ELI V8.0 P1aP2a; Type: QD OVA 004 AA; Serial: 2092
- Measurement SW: DASY52, Version 52.10 (2);

**Area Scan (101x121x1):** Interpolated grid:  $dx=1.000 \text{ mm}$ ,  $dy=1.000 \text{ mm}$

Maximum value of SAR (interpolated) =  $0.578 \text{ W/kg}$

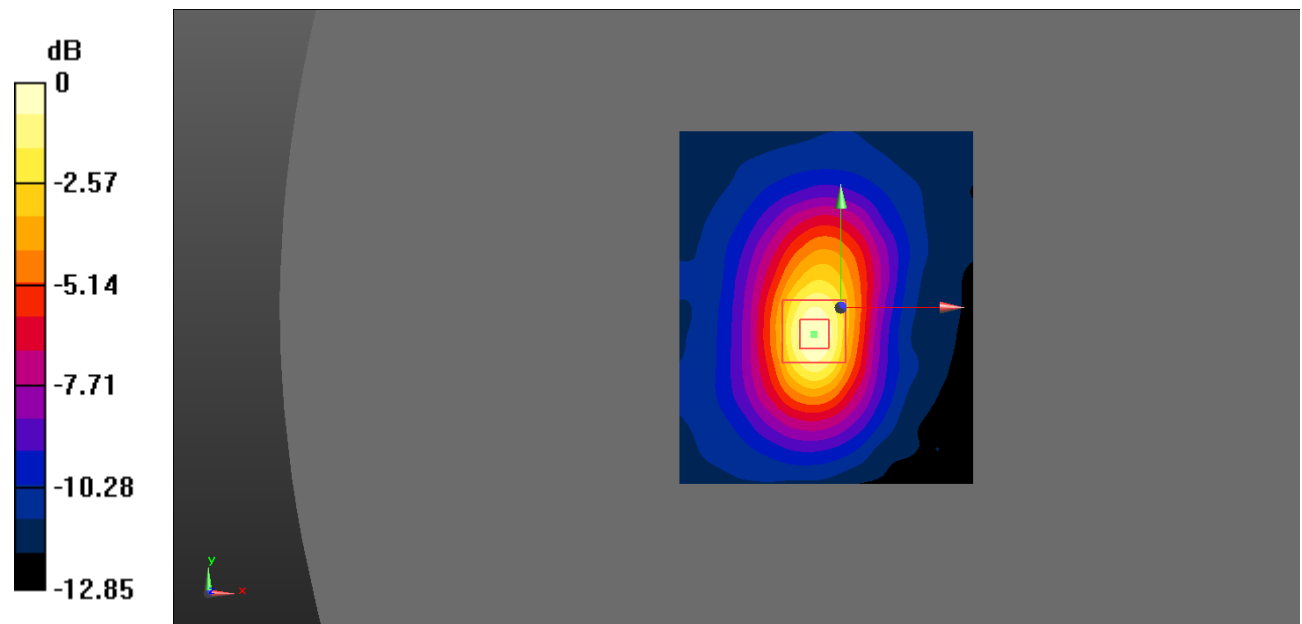
**Zoom Scan (7x7x7)/Cube 0:** Measurement grid:  $dx=5\text{mm}$ ,  $dy=5\text{mm}$ ,  $dz=5\text{mm}$

Reference Value =  $12.58 \text{ V/m}$ ; Power Drift =  $0.09 \text{ dB}$

Peak SAR (extrapolated) =  $0.936 \text{ W/kg}$

**SAR(1 g) =  $0.496 \text{ W/kg}$ ; SAR(10 g) =  $0.251 \text{ W/kg}$**

Maximum value of SAR (measured) =  $0.562 \text{ W/kg}$



0 dB =  $0.562 \text{ W/kg}$  =  $-2.50 \text{ dBW/kg}$

**Test Plot 143#: LTE Band 17\_Head Left Cheek\_1RB\_Middle**

**DUT: Smart Phone; Type: S4005L; Serial: 19010300205;**

Communication System: Generic FDD-LTE; Frequency: 710 MHz;Duty Cycle: 1:1  
 Medium parameters used:  $f = 710 \text{ MHz}$ ;  $\sigma = 0.871 \text{ S/m}$ ;  $\epsilon_r = 43.338$ ;  $\rho = 1000 \text{ kg/m}^3$  ;  
 Phantom section: Left Section

DASY5 Configuration:

- Probe: EX3DV4 - SN7522; ConvF(9.78, 9.78, 9.78); Calibrated: 2018/11/2;
- Sensor-Surface: 4mm (Mechanical Surface Detection)
- Electronics: DAE4 SN1562;Calibrated: 2018/11/6
- Phantom: SAM-Twin V8.0 P1aP2a; Type: QD 000 P41 AA; Serial: 1962
- Measurement SW: DASY52, Version 52.10 (2);

**Area Scan (61x81x1):** Interpolated grid:  $dx=1.500 \text{ mm}$ ,  $dy=1.500 \text{ mm}$

Maximum value of SAR (interpolated) = 0.0241 W/kg

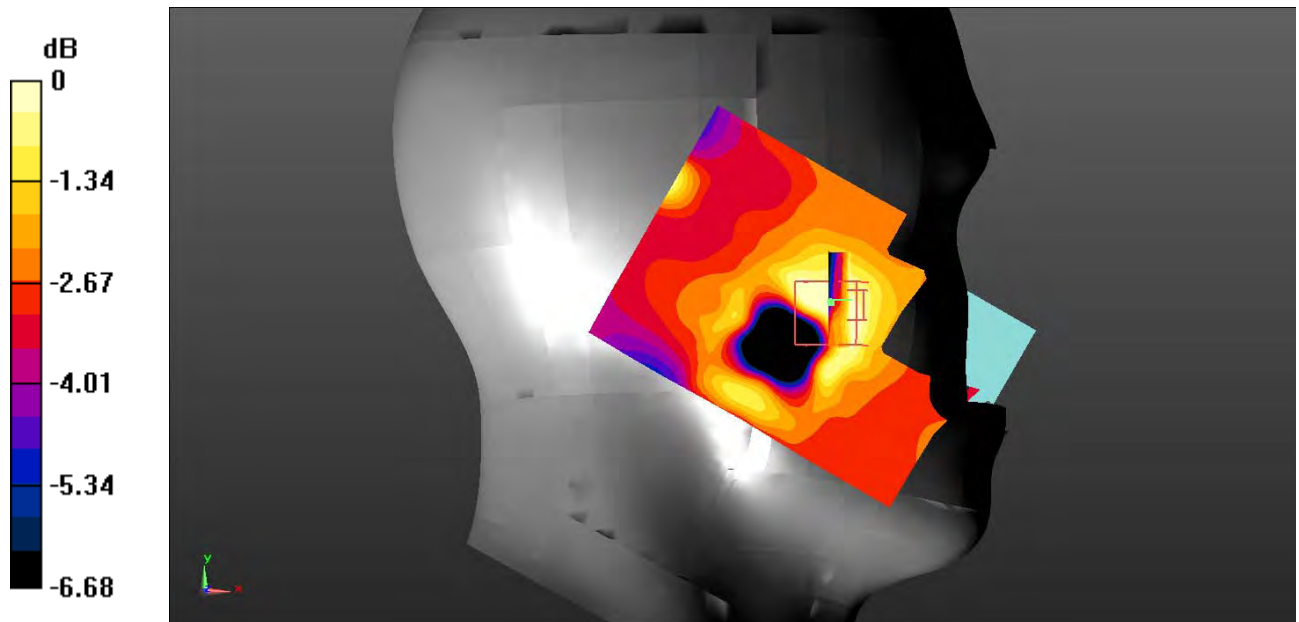
**Zoom Scan (5x5x7)/Cube 0:** Measurement grid:  $dx=8\text{mm}$ ,  $dy=8\text{mm}$ ,  $dz=5\text{mm}$

Reference Value = 1.983 V/m; Power Drift = 0.183 dB

Peak SAR (extrapolated) = 0.0320 W/kg

**SAR(1 g) = 0.020 W/kg; SAR(10 g) = 0.015 W/kg**

Maximum value of SAR (measured) = 0.0206 W/kg



0 dB = 0.0206 W/kg = -16.86 dBW/kg

**Test Plot 144#: LTE Band 17\_Head Left Cheek\_50%RB\_Middle**

**DUT: Smart Phone; Type: S4005L; Serial: 19010300205;**

Communication System: Generic FDD-LTE; Frequency: 710 MHz;Duty Cycle: 1:1  
 Medium parameters used:  $f = 710 \text{ MHz}$ ;  $\sigma = 0.871 \text{ S/m}$ ;  $\epsilon_r = 43.338$ ;  $\rho = 1000 \text{ kg/m}^3$  ;  
 Phantom section: Left Section

DASY5 Configuration:

- Probe: EX3DV4 - SN7522; ConvF(9.78, 9.78, 9.78); Calibrated: 2018/11/2;
- Sensor-Surface: 4mm (Mechanical Surface Detection)
- Electronics: DAE4 SN1562;Calibrated: 2018/11/6
- Phantom: SAM-Twin V8.0 P1aP2a; Type: QD 000 P41 AA; Serial: 1962
- Measurement SW: DASY52, Version 52.10 (2);

**Area Scan (61x81x1):** Interpolated grid:  $dx=1.500 \text{ mm}$ ,  $dy=1.500 \text{ mm}$

Maximum value of SAR (interpolated) = 0.0172 W/kg

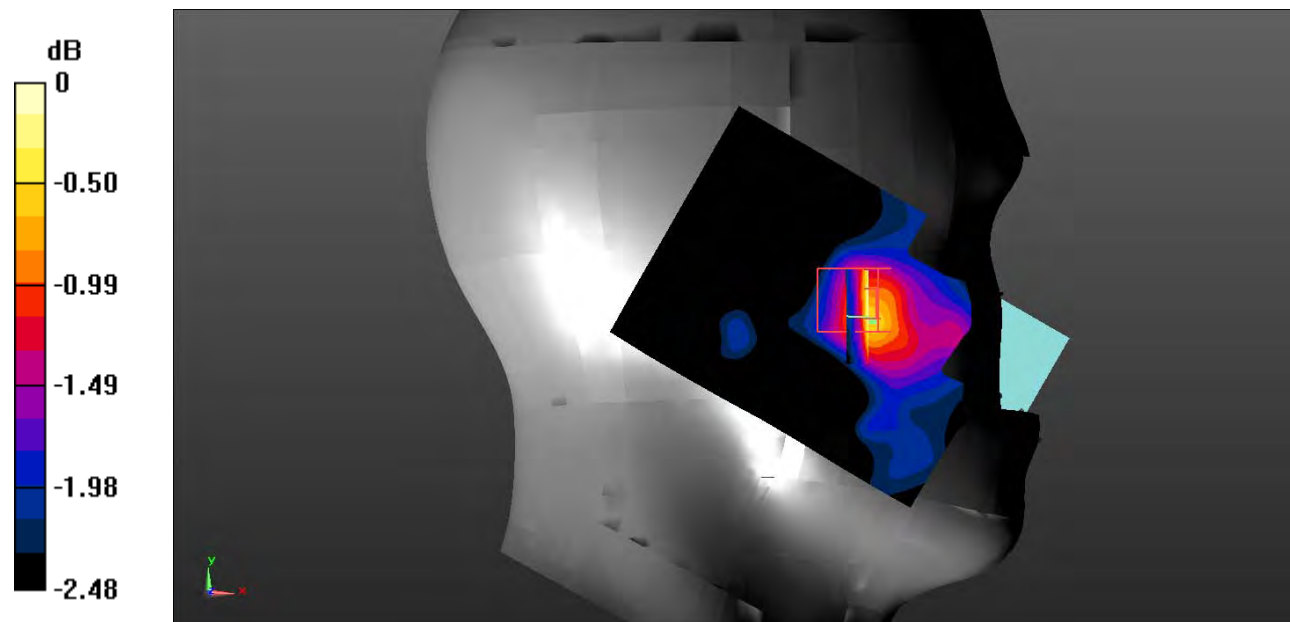
**Zoom Scan (5x5x7)/Cube 0:** Measurement grid:  $dx=8\text{mm}$ ,  $dy=8\text{mm}$ ,  $dz=5\text{mm}$

Reference Value = 3.543 V/m; Power Drift = 0.173 dB

Peak SAR (extrapolated) = 0.0240 W/kg

**SAR(1 g) = 0.020 W/kg; SAR(10 g) = 0.017 W/kg**

Maximum value of SAR (measured) = 0.0194 W/kg



0 dB = 0.0194 W/kg = -17.12 dBW/kg



**Test Plot 145#: LTE Band 17\_Head Left Tilt\_1RB\_Middle****DUT: Smart Phone; Type: S4005L; Serial: 19010300205;**

Communication System: Generic FDD-LTE; Frequency: 710 MHz; Duty Cycle: 1:1  
Medium parameters used:  $f = 710$  MHz;  $\sigma = 0.871$  S/m;  $\epsilon_r = 43.338$ ;  $\rho = 1000$  kg/m<sup>3</sup> ;  
Phantom section: Left Section

DASY5 Configuration:

- Probe: EX3DV4 - SN7522; ConvF(9.78, 9.78, 9.78); Calibrated: 2018/11/2;
- Sensor-Surface: 4mm (Mechanical Surface Detection)
- Electronics: DAE4 SN1562; Calibrated: 2018/11/6
- Phantom: SAM-Twin V8.0 P1aP2a; Type: QD 000 P41 AA; Serial: 1962
- Measurement SW: DASY52, Version 52.10 (2);

**Area Scan (61x81x1):** Interpolated grid: dx=1.500 mm, dy=1.500 mm

Maximum value of SAR (interpolated) = 0.0738 W/kg

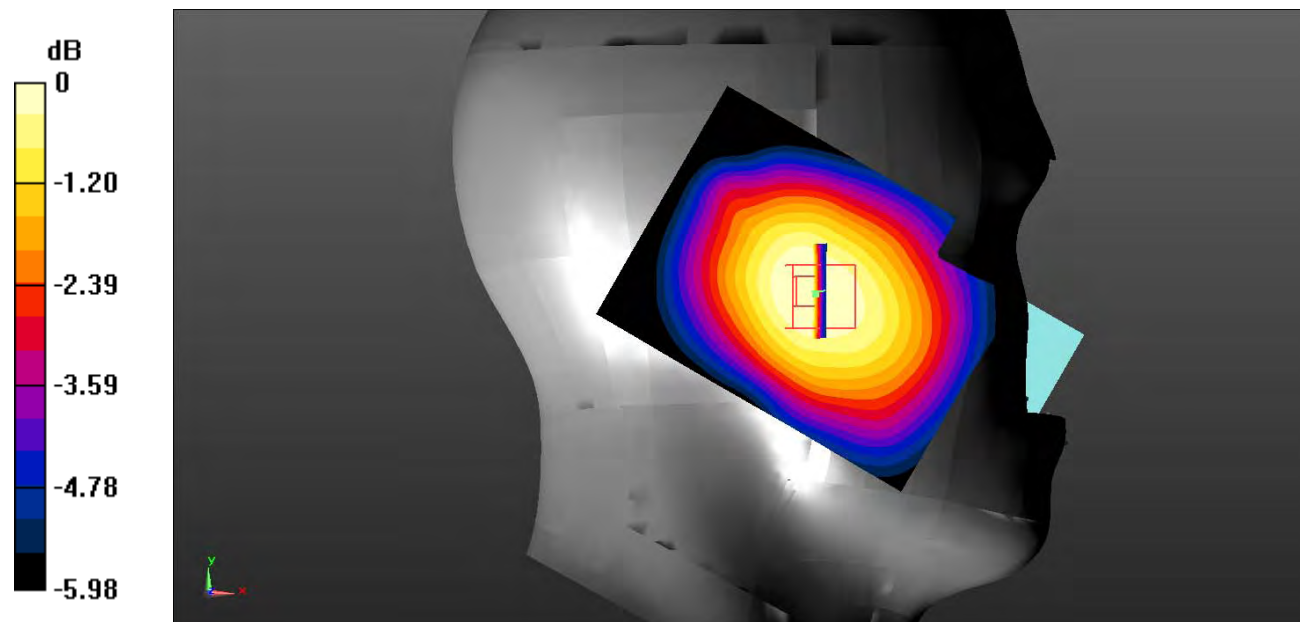
**Zoom Scan (5x5x7)/Cube 0:** Measurement grid: dx=8mm, dy=8mm, dz=5mm

Reference Value = 6.469 V/m; Power Drift = 0.16 dB

Peak SAR (extrapolated) = 0.0870 W/kg

**SAR(1 g) = 0.071 W/kg; SAR(10 g) = 0.055 W/kg**

Maximum value of SAR (measured) = 0.0720 W/kg



0 dB = 0.0720 W/kg = -11.43 dBW/kg

**Test Plot 146#: LTE Band 17\_Head Left Tilt\_50%RB\_Middle**

**DUT: Smart Phone; Type: S4005L; Serial: 19010300205;**

Communication System: Generic FDD-LTE; Frequency: 710 MHz;Duty Cycle: 1:1  
 Medium parameters used:  $f = 710 \text{ MHz}$ ;  $\sigma = 0.871 \text{ S/m}$ ;  $\epsilon_r = 43.338$ ;  $\rho = 1000 \text{ kg/m}^3$  ;  
 Phantom section: Left Section

DASY5 Configuration:

- Probe: EX3DV4 - SN7522; ConvF(9.78, 9.78, 9.78); Calibrated: 2018/11/2;
- Sensor-Surface: 4mm (Mechanical Surface Detection)
- Electronics: DAE4 SN1562;Calibrated: 2018/11/6
- Phantom: SAM-Twin V8.0 P1aP2a; Type: QD 000 P41 AA; Serial: 1962
- Measurement SW: DASY52, Version 52.10 (2);

**Area Scan (61x81x1):** Interpolated grid:  $dx=1.500 \text{ mm}$ ,  $dy=1.500 \text{ mm}$

Maximum value of SAR (interpolated) = 0.0602 W/kg

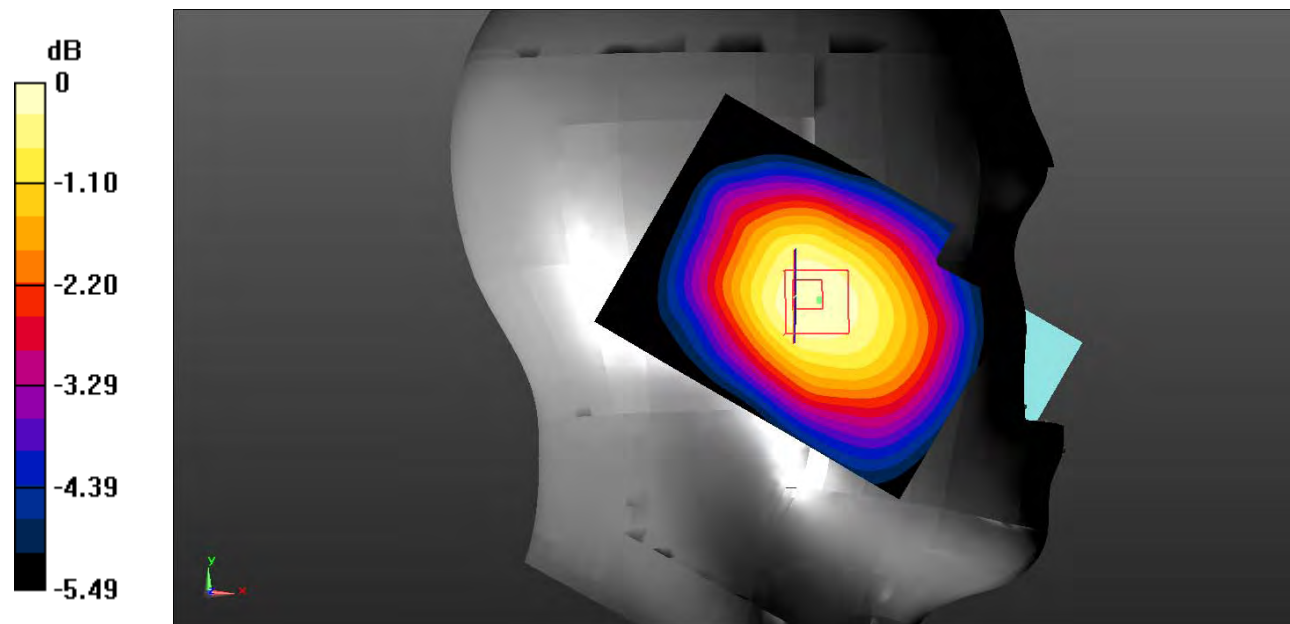
**Zoom Scan (5x5x7)/Cube 0:** Measurement grid:  $dx=8\text{mm}$ ,  $dy=8\text{mm}$ ,  $dz=5\text{mm}$

Reference Value = 5.854 V/m; Power Drift = 0.23 dB

Peak SAR (extrapolated) = 0.0730 W/kg

**SAR(1 g) = 0.059 W/kg; SAR(10 g) = 0.046 W/kg**

Maximum value of SAR (measured) = 0.0602 W/kg



0 dB = 0.0602 W/kg = -12.20 dBW/kg

**Test Plot 147#: LTE Band 17\_Head Right Cheek\_1RB\_Middle**

**DUT: Smart Phone; Type: S4005L; Serial: 19010300205;**

Communication System: Generic FDD-LTE; Frequency: 710 MHz; Duty Cycle: 1:1  
 Medium parameters used:  $f = 710 \text{ MHz}$ ;  $\sigma = 0.871 \text{ S/m}$ ;  $\epsilon_r = 43.338$ ;  $\rho = 1000 \text{ kg/m}^3$  ;  
 Phantom section: Right Section

DASY5 Configuration:

- Probe: EX3DV4 - SN7522; ConvF(9.78, 9.78, 9.78); Calibrated: 2018/11/2;
- Sensor-Surface: 4mm (Mechanical Surface Detection)
- Electronics: DAE4 SN1562; Calibrated: 2018/11/6
- Phantom: SAM-Twin V8.0 P1aP2a; Type: QD 000 P41 AA; Serial: 1962
- Measurement SW: DASY52, Version 52.10 (2);

**Area Scan (61x81x1):** Interpolated grid:  $dx=1.500 \text{ mm}$ ,  $dy=1.500 \text{ mm}$

Maximum value of SAR (interpolated) = 0.0276 W/kg

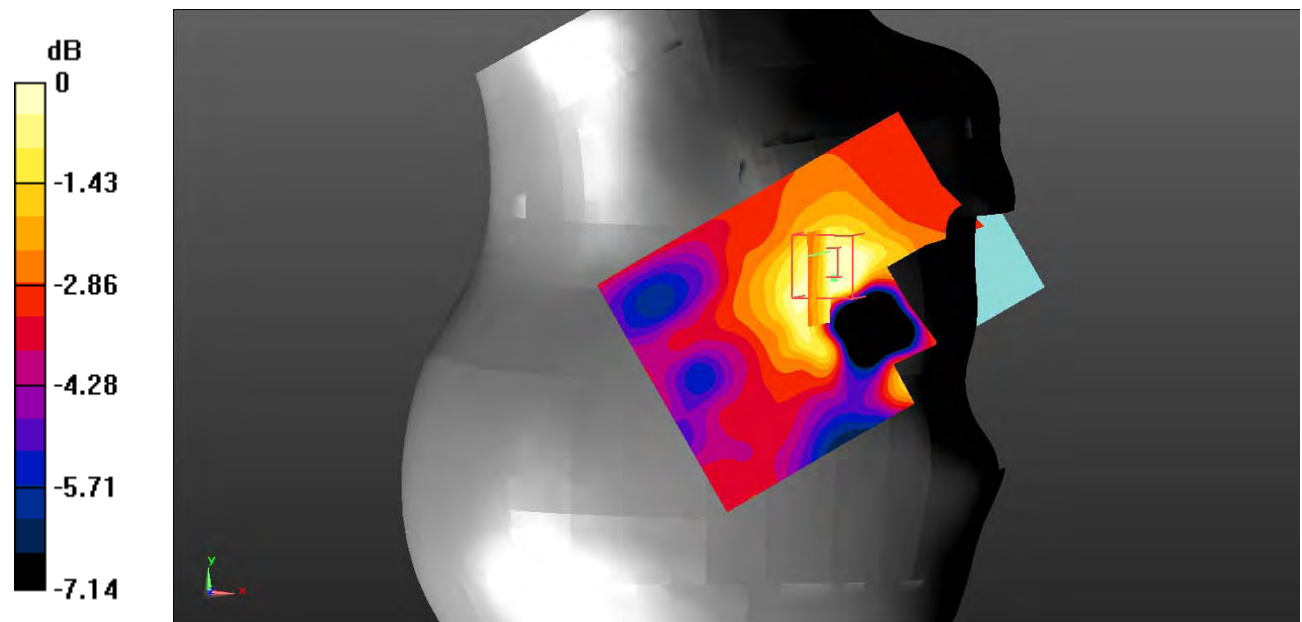
**Zoom Scan (5x5x7)/Cube 0:** Measurement grid:  $dx=8\text{mm}$ ,  $dy=8\text{mm}$ ,  $dz=5\text{mm}$

Reference Value = 3.285 V/m; Power Drift = 1.38 dB

Peak SAR (extrapolated) = 0.0270 W/kg

**SAR(1 g) = 0.022 W/kg; SAR(10 g) = 0.018 W/kg**

Maximum value of SAR (measured) = 0.0222 W/kg



0 dB = 0.0222 W/kg = -16.54 dBW/kg

**Test Plot 148#: LTE Band 17\_Head Right Cheek\_50%RB\_Middle**

**DUT: Smart Phone; Type: S4005L; Serial: 19010300205;**

Communication System: Generic FDD-LTE; Frequency: 710 MHz; Duty Cycle: 1:1  
 Medium parameters used:  $f = 710 \text{ MHz}$ ;  $\sigma = 0.871 \text{ S/m}$ ;  $\epsilon_r = 43.338$ ;  $\rho = 1000 \text{ kg/m}^3$  ;  
 Phantom section: Right Section

DASY5 Configuration:

- Probe: EX3DV4 - SN7522; ConvF(9.78, 9.78, 9.78); Calibrated: 2018/11/2;
- Sensor-Surface: 4mm (Mechanical Surface Detection)
- Electronics: DAE4 SN1562; Calibrated: 2018/11/6
- Phantom: SAM-Twin V8.0 P1aP2a; Type: QD 000 P41 AA; Serial: 1962
- Measurement SW: DASY52, Version 52.10 (2);

**Area Scan (61x81x1):** Interpolated grid: dx=1.500 mm, dy=1.500 mm

Maximum value of SAR (interpolated) = 0.0350 W/kg

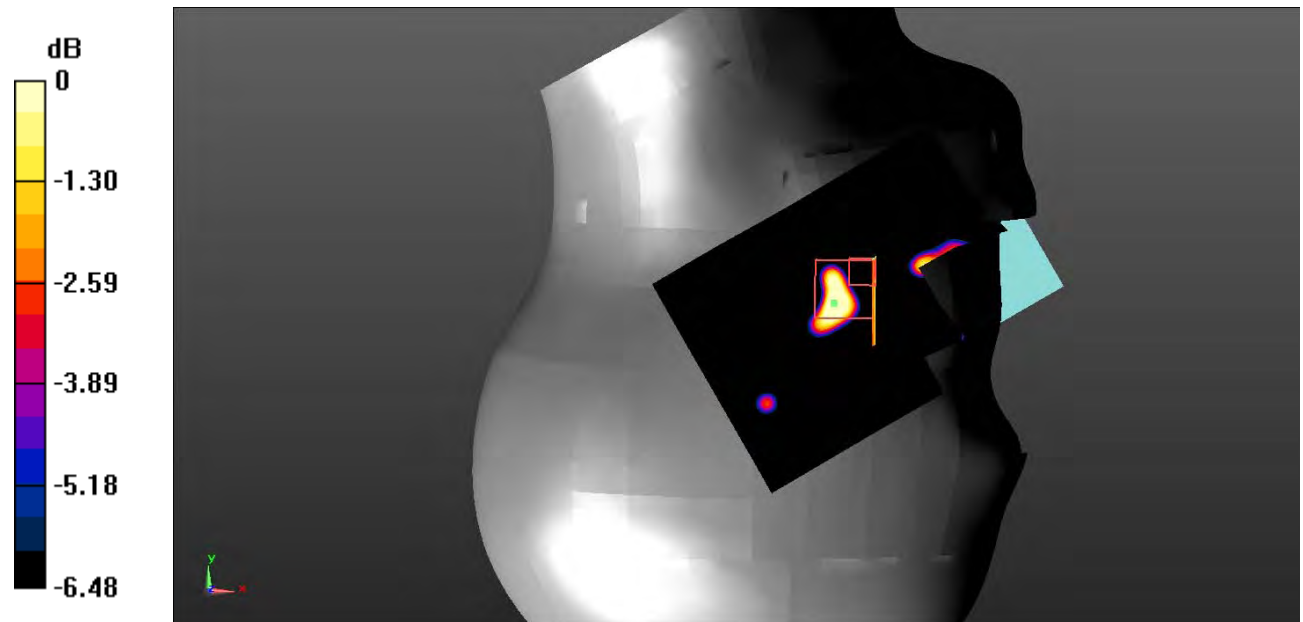
**Zoom Scan (5x5x7)/Cube 0:** Measurement grid: dx=8mm, dy=8mm, dz=5mm

Reference Value = 3.267 V/m; Power Drift = 1.15 dB

Peak SAR (extrapolated) = 0.0260 W/kg

**SAR(1 g) = 0.021 W/kg; SAR(10 g) = 0.017 W/kg**

Maximum value of SAR (measured) = 0.0216 W/kg



0 dB = 0.0216 W/kg = -16.66 dBW/kg

**Test Plot 149#: LTE Band 17\_Head Right Tilt\_1RB\_Middle**

**DUT: Smart Phone; Type: S4005L; Serial: 19010300205;**

Communication System: Generic FDD-LTE; Frequency: 710 MHz;Duty Cycle: 1:1  
 Medium parameters used:  $f = 710 \text{ MHz}$ ;  $\sigma = 0.871 \text{ S/m}$ ;  $\epsilon_r = 43.338$ ;  $\rho = 1000 \text{ kg/m}^3$  ;  
 Phantom section: Right Section

DASY5 Configuration:

- Probe: EX3DV4 - SN7522; ConvF(9.78, 9.78, 9.78); Calibrated: 2018/11/2;
- Sensor-Surface: 4mm (Mechanical Surface Detection)
- Electronics: DAE4 SN1562;Calibrated: 2018/11/6
- Phantom: SAM-Twin V8.0 P1aP2a; Type: QD 000 P41 AA; Serial: 1962
- Measurement SW: DASY52, Version 52.10 (2);

**Area Scan (61x81x1):** Interpolated grid:  $dx=1.500 \text{ mm}$ ,  $dy=1.500 \text{ mm}$

Maximum value of SAR (interpolated) = 0.0722 W/kg

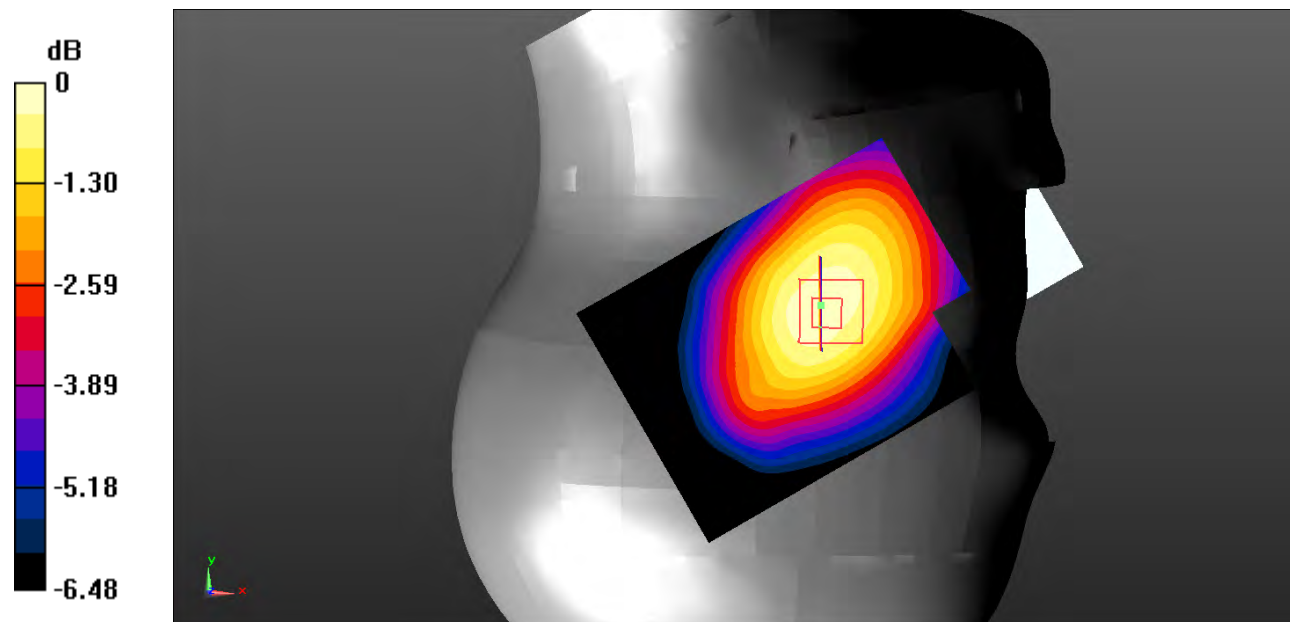
**Zoom Scan (5x5x7)/Cube 0:** Measurement grid:  $dx=8\text{mm}$ ,  $dy=8\text{mm}$ ,  $dz=5\text{mm}$

Reference Value = 5.680 V/m; Power Drift = 0.28 dB

Peak SAR (extrapolated) = 0.0880 W/kg

**SAR(1 g) = 0.073 W/kg; SAR(10 g) = 0.057 W/kg**

Maximum value of SAR (measured) = 0.0741 W/kg



0 dB = 0.0741 W/kg = -11.30 dBW/kg

**Test Plot 150#: LTE Band 17\_Head Right Tilt\_50%RB\_Low**

**DUT: Smart Phone; Type: S4005L; Serial: 19010300205;**

Communication System: Generic FDD-LTE; Frequency: 709 MHz;Duty Cycle: 1:1  
 Medium parameters used:  $f = 709 \text{ MHz}$ ;  $\sigma = 0.866 \text{ S/m}$ ;  $\epsilon_r = 43.343$ ;  $\rho = 1000 \text{ kg/m}^3$  ;  
 Phantom section: Right Section

DASY5 Configuration:

- Probe: EX3DV4 - SN7522; ConvF(9.78, 9.78, 9.78); Calibrated: 2018/11/2;
- Sensor-Surface: 4mm (Mechanical Surface Detection)
- Electronics: DAE4 SN1562;Calibrated: 2018/11/6
- Phantom: SAM-Twin V8.0 P1aP2a; Type: QD 000 P41 AA; Serial: 1962
- Measurement SW: DASY52, Version 52.10 (2);

**Area Scan (61x81x1):** Interpolated grid: dx=1.500 mm, dy=1.500 mm

Maximum value of SAR (interpolated) = 0.0774 W/kg

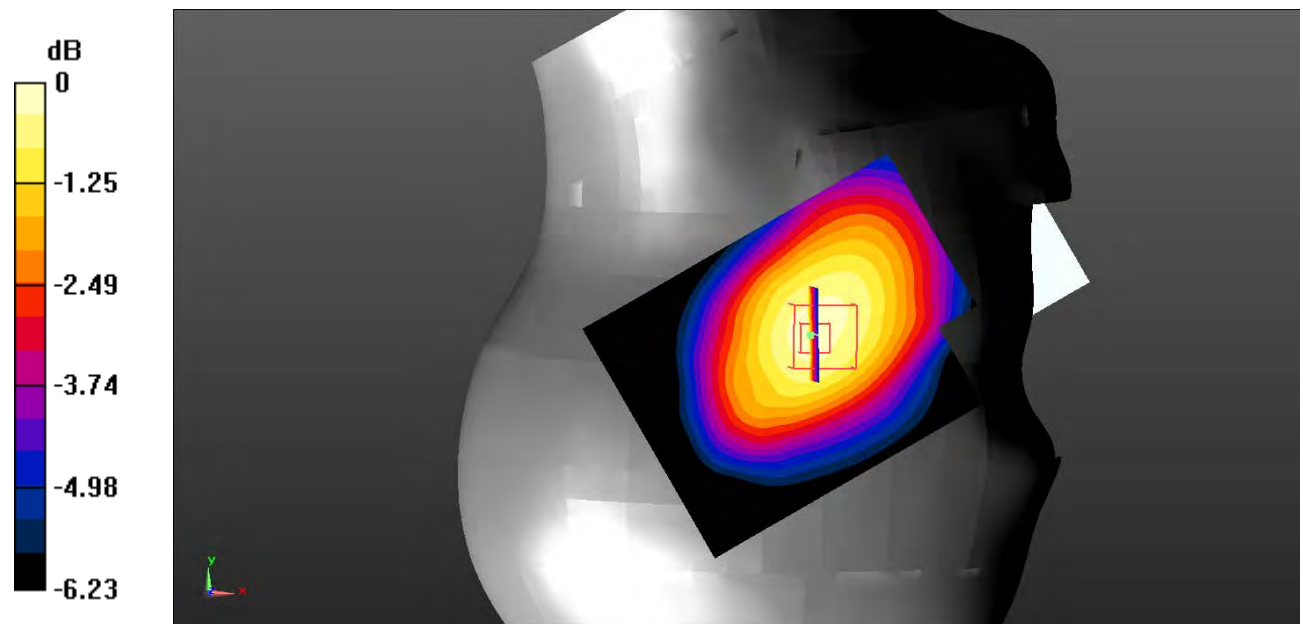
**Zoom Scan (5x5x7)/Cube 0:** Measurement grid: dx=8mm, dy=8mm, dz=5mm

Reference Value = 6.763 V/m; Power Drift = 0.18 dB

Peak SAR (extrapolated) = 0.0960 W/kg

**SAR(1 g) = 0.079 W/kg; SAR(10 g) = 0.061 W/kg**

Maximum value of SAR (measured) = 0.0808 W/kg



0 dB = 0.0808 W/kg = -10.93 dBW/kg

**Test Plot 151#: LTE Band 17\_Head Right Tilt\_50%RB\_Middle**

**DUT: Smart Phone; Type: S4005L; Serial: 19010300205;**

Communication System: Generic FDD-LTE; Frequency: 710 MHz;Duty Cycle: 1:1  
 Medium parameters used:  $f = 710 \text{ MHz}$ ;  $\sigma = 0.871 \text{ S/m}$ ;  $\epsilon_r = 43.338$ ;  $\rho = 1000 \text{ kg/m}^3$  ;  
 Phantom section: Right Section

DASY5 Configuration:

- Probe: EX3DV4 - SN7522; ConvF(9.78, 9.78, 9.78); Calibrated: 2018/11/2;
- Sensor-Surface: 4mm (Mechanical Surface Detection)
- Electronics: DAE4 SN1562;Calibrated: 2018/11/6
- Phantom: SAM-Twin V8.0 P1aP2a; Type: QD 000 P41 AA; Serial: 1962
- Measurement SW: DASY52, Version 52.10 (2);

**Area Scan (61x81x1):** Interpolated grid:  $dx=1.500 \text{ mm}$ ,  $dy=1.500 \text{ mm}$

Maximum value of SAR (interpolated) = 0.0847 W/kg

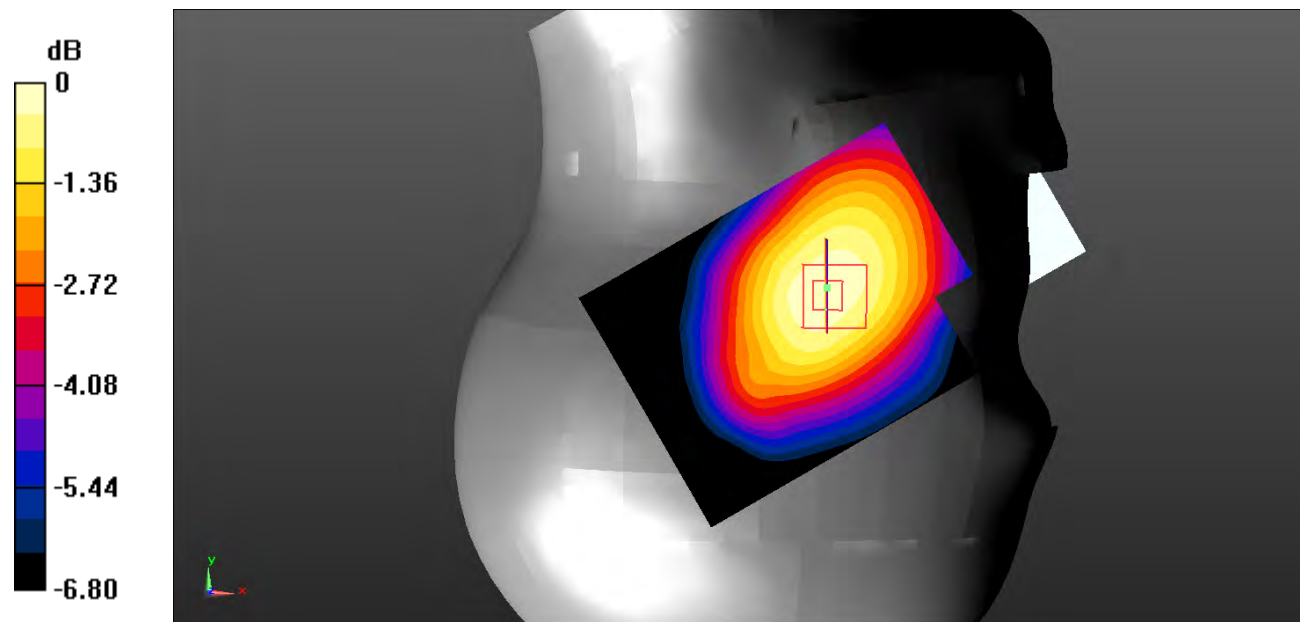
**Zoom Scan (5x5x7)/Cube 0:** Measurement grid:  $dx=8\text{mm}$ ,  $dy=8\text{mm}$ ,  $dz=5\text{mm}$

Reference Value = 6.111 V/m; Power Drift = 0.31 dB

Peak SAR (extrapolated) = 0.105 W/kg

**SAR(1 g) = 0.086 W/kg; SAR(10 g) = 0.067 W/kg**

Maximum value of SAR (measured) = 0.0868 W/kg



0 dB = 0.0868 W/kg = -10.61 dBW/kg

**Test Plot 152#: LTE Band 17\_Head Right Tilt\_50%RB\_High**

**DUT: Smart Phone; Type: S4005L; Serial: 19010300205;**

Communication System: Generic FDD-LTE; Frequency: 711 MHz;Duty Cycle: 1:1  
 Medium parameters used:  $f = 711 \text{ MHz}$ ;  $\sigma = 0.873 \text{ S/m}$ ;  $\epsilon_r = 42.995$ ;  $\rho = 1000 \text{ kg/m}^3$  ;  
 Phantom section: Right Section

DASY5 Configuration:

- Probe: EX3DV4 - SN7522; ConvF(9.78, 9.78, 9.78); Calibrated: 2018/11/2;
- Sensor-Surface: 4mm (Mechanical Surface Detection)
- Electronics: DAE4 SN1562;Calibrated: 2018/11/6
- Phantom: SAM-Twin V8.0 P1aP2a; Type: QD 000 P41 AA; Serial: 1962
- Measurement SW: DASY52, Version 52.10 (2);

**Area Scan (61x81x1):** Interpolated grid:  $dx=1.500 \text{ mm}$ ,  $dy=1.500 \text{ mm}$

Maximum value of SAR (interpolated) = 0.0782 W/kg

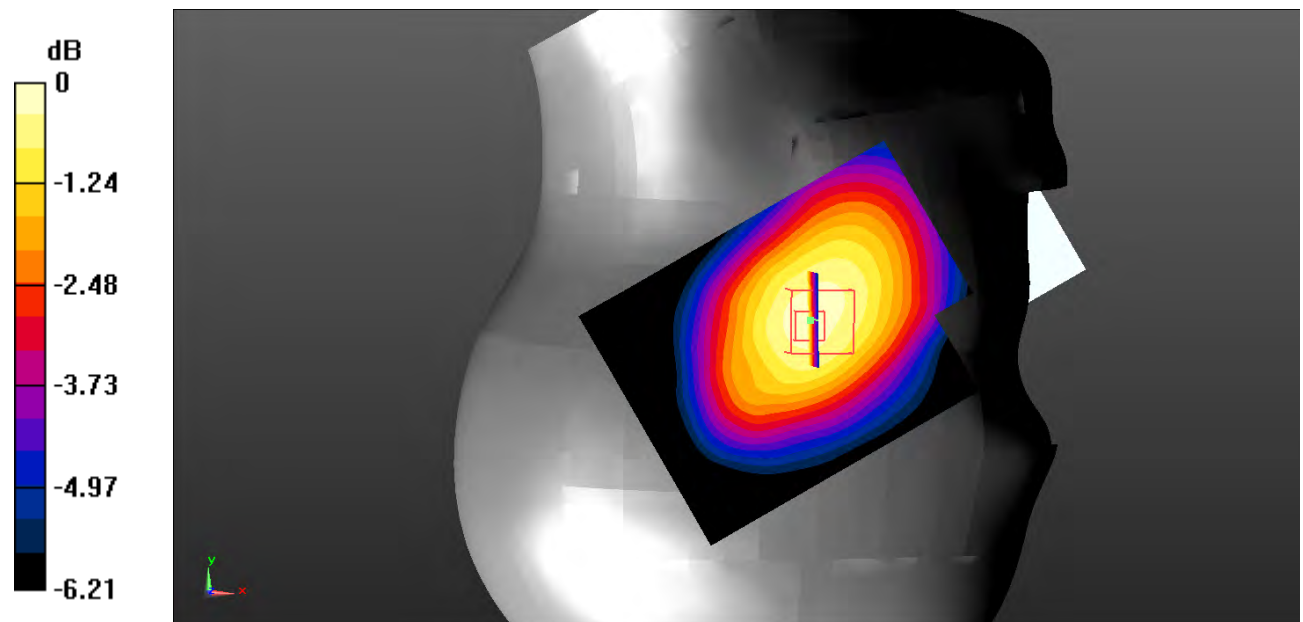
**Zoom Scan (5x5x7)/Cube 0:** Measurement grid:  $dx=8\text{mm}$ ,  $dy=8\text{mm}$ ,  $dz=5\text{mm}$

Reference Value = 6.789 V/m; Power Drift = 0.21 dB

Peak SAR (extrapolated) = 0.0980 W/kg

**SAR(1 g) = 0.080 W/kg; SAR(10 g) = 0.062 W/kg**

Maximum value of SAR (measured) = 0.0814 W/kg



0 dB = 0.0814 W/kg = -10.89 dBW/kg



**Test Plot 153#: LTE Band 17\_Body Back\_1RB\_Middle**

**DUT: Smart Phone; Type: S4005L; Serial: 19010300205;**

Communication System: Generic FDD-LTE; Frequency: 710 MHz; Duty Cycle: 1:1  
 Medium parameters used:  $f = 710 \text{ MHz}$ ;  $\sigma = 0.945 \text{ S/m}$ ;  $\epsilon_r = 57.732$ ;  $\rho = 1000 \text{ kg/m}^3$  ;  
 Phantom section: Flat Section

DASY5 Configuration:

- Probe: EX3DV4 - SN7522; ConvF(9.8, 9.8, 9.8); Calibrated: 2018/11/2;
- Sensor-Surface: 4mm (Mechanical Surface Detection)
- Electronics: DAE4 SN1562; Calibrated: 2018/11/6
- Phantom: ELI V8.0 P1aP2a; Type: QD OVA 004 AA; Serial: 2092
- Measurement SW: DASY52, Version 52.10 (2);

**Area Scan (61x81x1):** Interpolated grid:  $dx=1.500 \text{ mm}$ ,  $dy=1.500 \text{ mm}$

Maximum value of SAR (interpolated) = 0.0268 W/kg

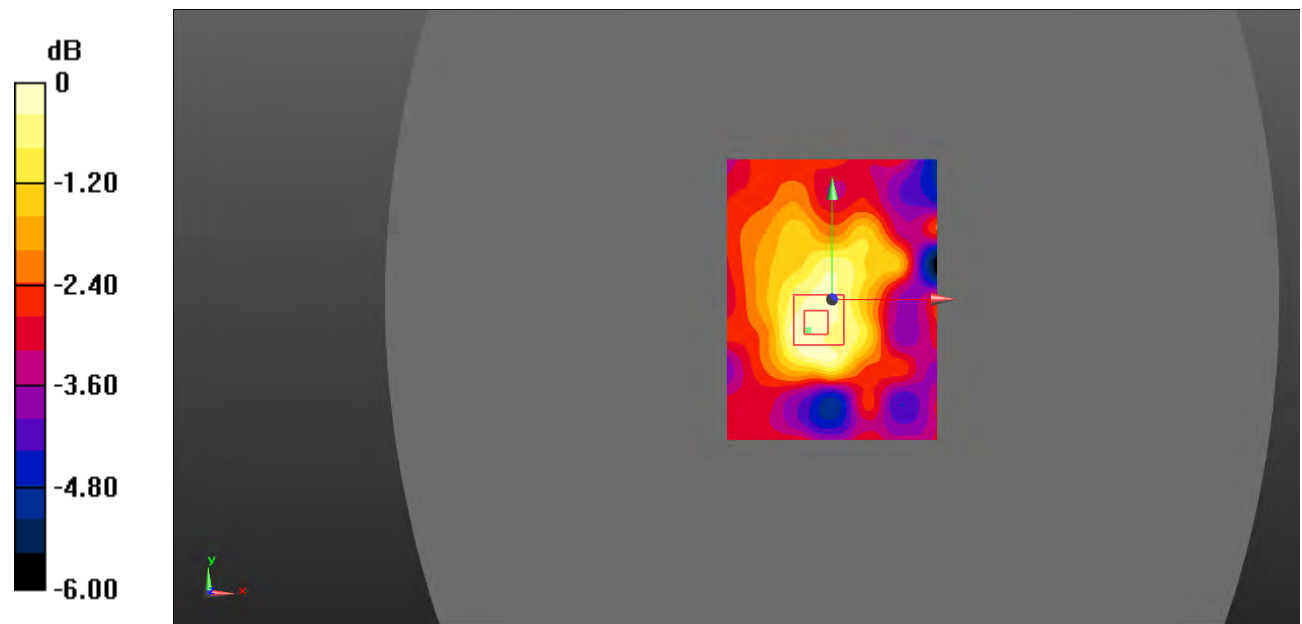
**Zoom Scan (7x7x7)/Cube 0:** Measurement grid:  $dx=5\text{mm}$ ,  $dy=5\text{mm}$ ,  $dz=5\text{mm}$

Reference Value = 5.221 V/m; Power Drift = -0.23 dB

Peak SAR (extrapolated) = 0.0380 W/kg

**SAR(1 g) = 0.025 W/kg; SAR(10 g) = 0.019 W/kg**

Maximum value of SAR (measured) = 0.0259 W/kg



0 dB = 0.0259 W/kg = -15.87 dBW/kg

**Test Plot 154#: LTE Band 17\_Body Back\_50%RB\_Middle**

**DUT: Smart Phone; Type: S4005L; Serial: 19010300205;**

Communication System: Generic FDD-LTE; Frequency: 710 MHz; Duty Cycle: 1:1  
 Medium parameters used:  $f = 710 \text{ MHz}$ ;  $\sigma = 0.945 \text{ S/m}$ ;  $\epsilon_r = 57.732$ ;  $\rho = 1000 \text{ kg/m}^3$  ;  
 Phantom section: Flat Section

DASY5 Configuration:

- Probe: EX3DV4 - SN7522; ConvF(9.8, 9.8, 9.8); Calibrated: 2018/11/2;
- Sensor-Surface: 4mm (Mechanical Surface Detection)
- Electronics: DAE4 SN1562; Calibrated: 2018/11/6
- Phantom: ELI V8.0 P1aP2a; Type: QD OVA 004 AA; Serial: 2092
- Measurement SW: DASY52, Version 52.10 (2);

**Area Scan (61x81x1):** Interpolated grid:  $dx=1.500 \text{ mm}$ ,  $dy=1.500 \text{ mm}$

Maximum value of SAR (interpolated) = 0.0340 W/kg

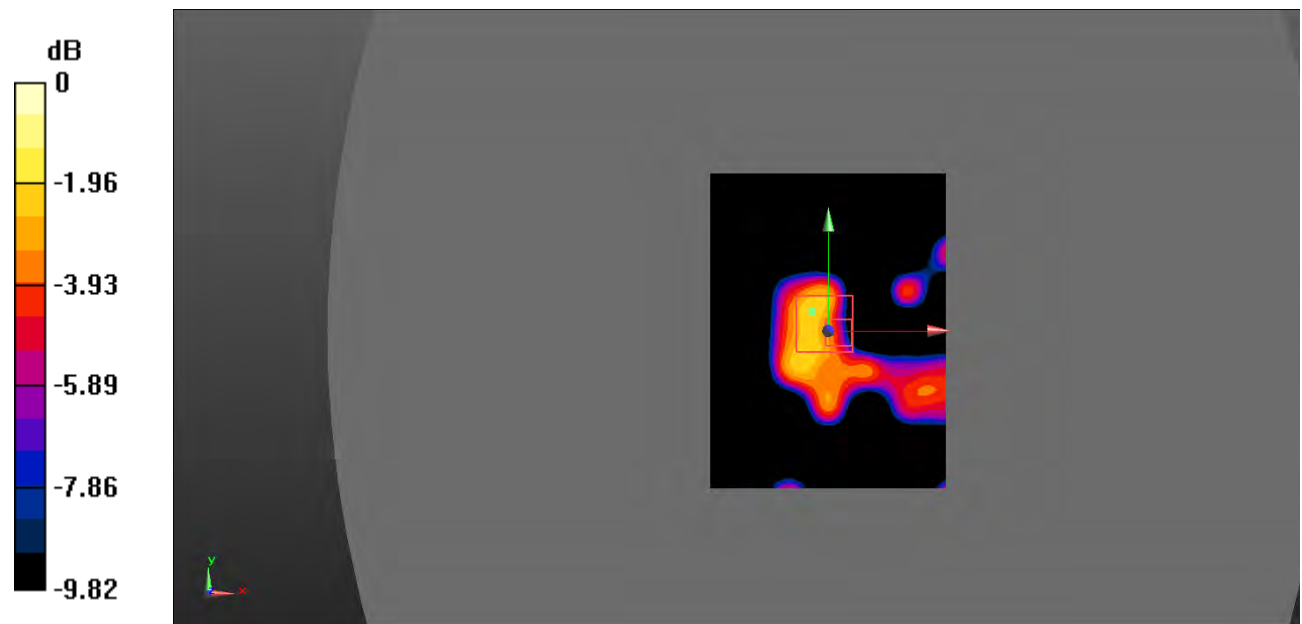
**Zoom Scan (7x7x7)/Cube 0:** Measurement grid:  $dx=5\text{mm}$ ,  $dy=5\text{mm}$ ,  $dz=5\text{mm}$

Reference Value = 5.376 V/m; Power Drift = -0.22 dB

Peak SAR (extrapolated) = 0.0540 W/kg

**SAR(1 g) = 0.027 W/kg; SAR(10 g) = 0.020 W/kg**

Maximum value of SAR (measured) = 0.0535 W/kg



0 dB = 0.0535 W/kg = -12.72 dBW/kg

**Test Plot 155#: LTE Band 17\_Body Left\_1RB\_Middle**

**DUT: Smart Phone; Type: S4005L; Serial: 19010300205;**

Communication System: Generic FDD-LTE; Frequency: 710 MHz;Duty Cycle: 1:1  
 Medium parameters used:  $f = 710 \text{ MHz}$ ;  $\sigma = 0.945 \text{ S/m}$ ;  $\epsilon_r = 57.732$ ;  $\rho = 1000 \text{ kg/m}^3$  ;  
 Phantom section: Flat Section

DASY5 Configuration:

- Probe: EX3DV4 - SN7522; ConvF(9.8, 9.8, 9.8); Calibrated: 2018/11/2;
- Sensor-Surface: 4mm (Mechanical Surface Detection)
- Electronics: DAE4 SN1562;Calibrated: 2018/11/6
- Phantom: ELI V8.0 P1aP2a; Type: QD OVA 004 AA; Serial: 2092
- Measurement SW: DASY52, Version 52.10 (2);

**Area Scan (71x81x1):** Interpolated grid:  $dx=1.500 \text{ mm}$ ,  $dy=1.500 \text{ mm}$

Maximum value of SAR (interpolated) = 0.0694 W/kg


**Zoom Scan (7x7x7)/Cube 0:** Measurement grid:  $dx=5\text{mm}$ ,  $dy=5\text{mm}$ ,  $dz=5\text{mm}$

Reference Value = 7.710 V/m; Power Drift = 0.14 dB

Peak SAR (extrapolated) = 0.0880 W/kg

**SAR(1 g) = 0.066 W/kg; SAR(10 g) = 0.048 W/kg**

Maximum value of SAR (measured) = 0.0687 W/kg



0 dB = 0.0687 W/kg = -11.63 dBW/kg

**Test Plot 156#: LTE Band 17\_Body Left\_50%RB\_Middle**

**DUT: Smart Phone; Type: S4005L; Serial: 19010300205;**

Communication System: Generic FDD-LTE; Frequency: 710 MHz;Duty Cycle: 1:1  
 Medium parameters used:  $f = 710 \text{ MHz}$ ;  $\sigma = 0.945 \text{ S/m}$ ;  $\epsilon_r = 57.732$ ;  $\rho = 1000 \text{ kg/m}^3$  ;  
 Phantom section: Flat Section

DASY5 Configuration:

- Probe: EX3DV4 - SN7522; ConvF(9.8, 9.8, 9.8); Calibrated: 2018/11/2;
- Sensor-Surface: 4mm (Mechanical Surface Detection)
- Electronics: DAE4 SN1562;Calibrated: 2018/11/6
- Phantom: ELI V8.0 P1aP2a; Type: QD OVA 004 AA; Serial: 2092
- Measurement SW: DASY52, Version 52.10 (2);

**Area Scan (71x81x1):** Interpolated grid:  $dx=1.500 \text{ mm}$ ,  $dy=1.500 \text{ mm}$

Maximum value of SAR (interpolated) = 0.0601 W/kg

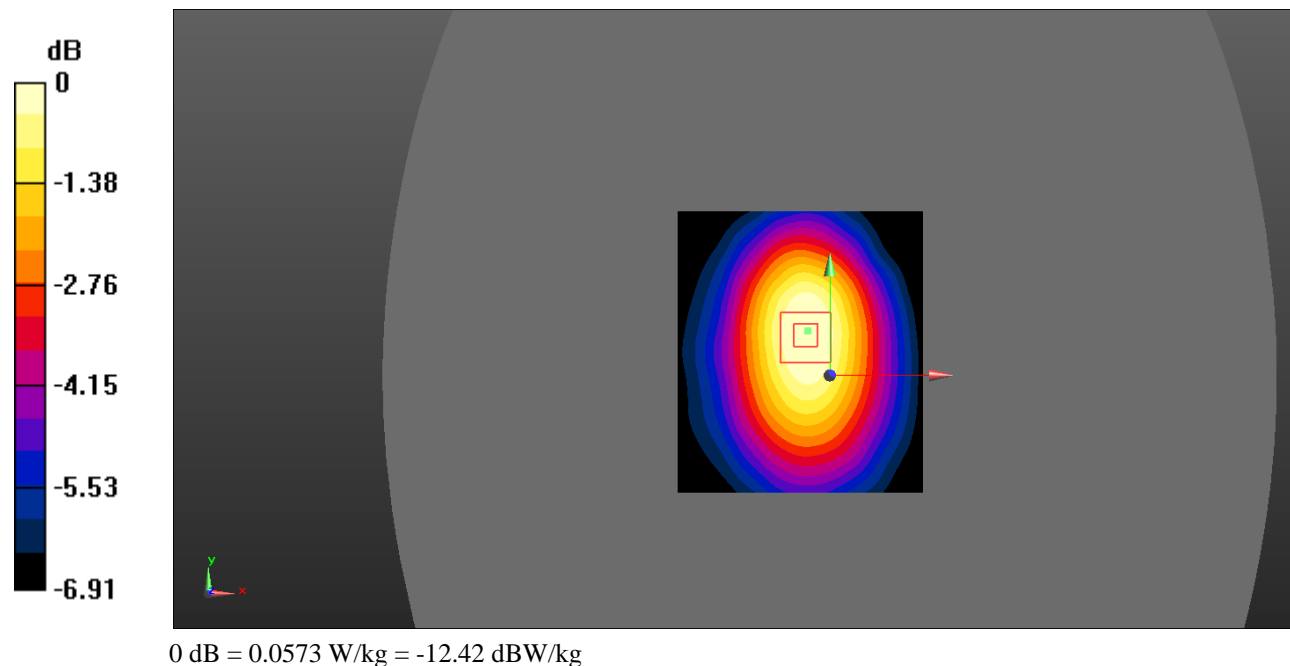
**Zoom Scan (7x7x7)/Cube 0:** Measurement grid:  $dx=5\text{mm}$ ,  $dy=5\text{mm}$ ,  $dz=5\text{mm}$

Reference Value = 7.127 V/m; Power Drift = 0.00 dB

Peak SAR (extrapolated) = 0.0730 W/kg

**SAR(1 g) = 0.056 W/kg; SAR(10 g) = 0.040 W/kg**

Maximum value of SAR (measured) = 0.0573 W/kg



**Test Plot 157#: LTE Band 17\_Body Right\_1RB\_Low**

**DUT: Smart Phone; Type: S4005L; Serial: 19010300205;**

Communication System: Generic FDD-LTE; Frequency: 709 MHz;Duty Cycle: 1:1  
 Medium parameters used:  $f = 709 \text{ MHz}$ ;  $\sigma = 0.933 \text{ S/m}$ ;  $\epsilon_r = 57.783$ ;  $\rho = 1000 \text{ kg/m}^3$  ;  
 Phantom section: Flat Section

DASY5 Configuration:

- Probe: EX3DV4 - SN7522; ConvF(9.8, 9.8, 9.8); Calibrated: 2018/11/2;
- Sensor-Surface: 4mm (Mechanical Surface Detection)
- Electronics: DAE4 SN1562;Calibrated: 2018/11/6
- Phantom: ELI V8.0 P1aP2a; Type: QD OVA 004 AA; Serial: 2092
- Measurement SW: DASY52, Version 52.10 (2);

**Area Scan (81x91x1):** Interpolated grid:  $dx=1.500 \text{ mm}$ ,  $dy=1.500 \text{ mm}$

Maximum value of SAR (interpolated) = 0.250 W/kg

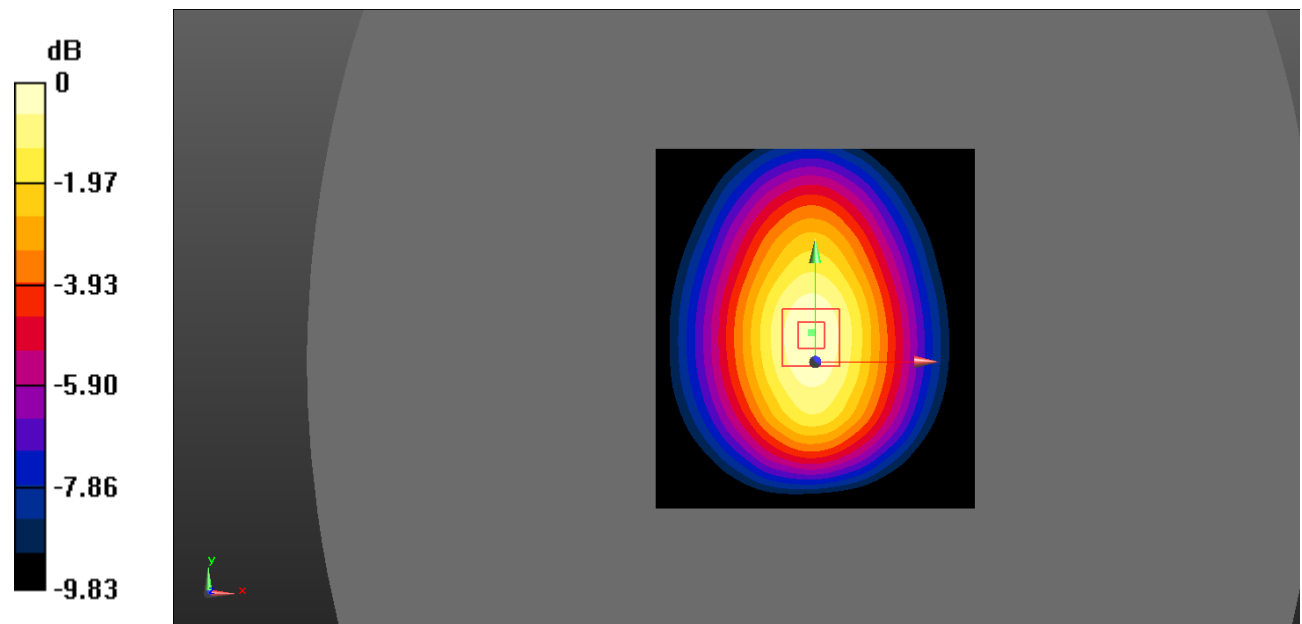
**Zoom Scan (7x7x7)/Cube 0:** Measurement grid:  $dx=5\text{mm}$ ,  $dy=5\text{mm}$ ,  $dz=5\text{mm}$

Reference Value = 16.13 V/m; Power Drift = -0.01 dB

Peak SAR (extrapolated) = 0.336 W/kg

**SAR(1 g) = 0.244 W/kg; SAR(10 g) = 0.171 W/kg**

Maximum value of SAR (measured) = 0.255 W/kg



0 dB = 0.255 W/kg = -5.93 dBW/kg

**Test Plot 158#: LTE Band 17\_Body Right\_1RB\_Middle**

**DUT: Smart Phone; Type: S4005L; Serial: 19010300205;**

Communication System: Generic FDD-LTE; Frequency: 710 MHz; Duty Cycle: 1:1  
 Medium parameters used:  $f = 710 \text{ MHz}$ ;  $\sigma = 0.945 \text{ S/m}$ ;  $\epsilon_r = 57.732$ ;  $\rho = 1000 \text{ kg/m}^3$  ;  
 Phantom section: Flat Section

DASY5 Configuration:

- Probe: EX3DV4 - SN7522; ConvF(9.8, 9.8, 9.8); Calibrated: 2018/11/2;
- Sensor-Surface: 4mm (Mechanical Surface Detection)
- Electronics: DAE4 SN1562; Calibrated: 2018/11/6
- Phantom: ELI V8.0 P1aP2a; Type: QD OVA 004 AA; Serial: 2092
- Measurement SW: DASY52, Version 52.10 (2);

**Area Scan (71x81x1):** Interpolated grid:  $dx=1.500 \text{ mm}$ ,  $dy=1.500 \text{ mm}$

Maximum value of SAR (interpolated) = 0.143 W/kg

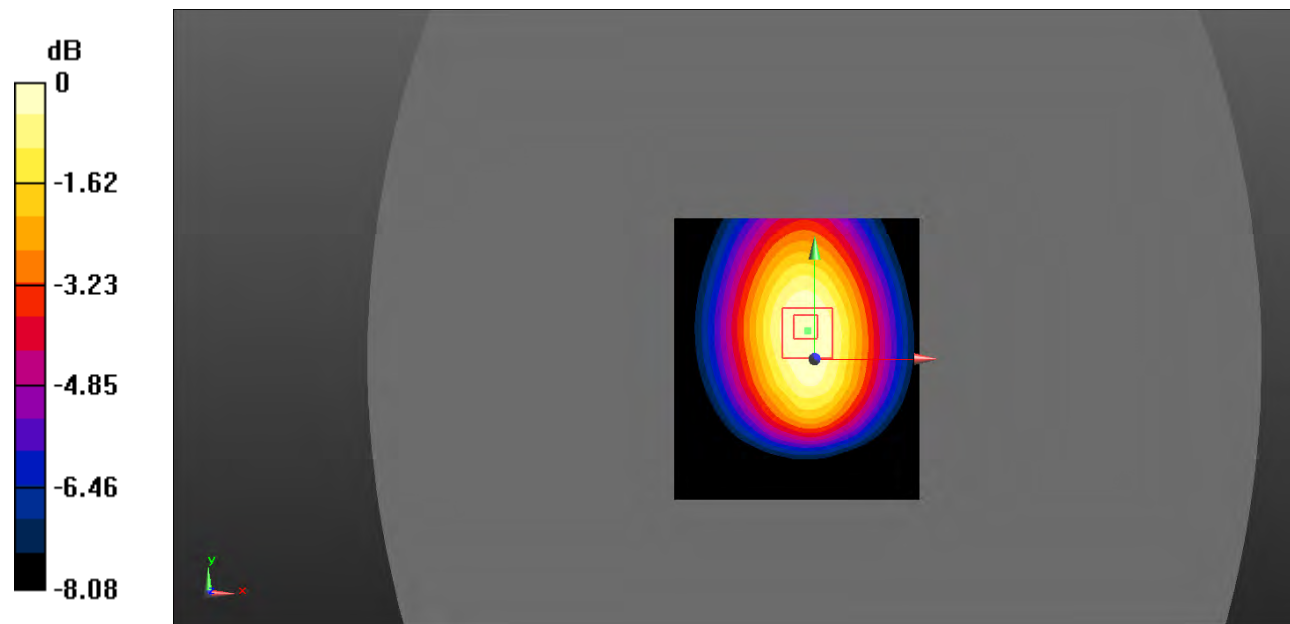
**Zoom Scan (7x7x7)/Cube 0:** Measurement grid:  $dx=5\text{mm}$ ,  $dy=5\text{mm}$ ,  $dz=5\text{mm}$

Reference Value = 11.81 V/m; Power Drift = -0.03 dB

Peak SAR (extrapolated) = 0.181 W/kg

**SAR(1 g) = 0.133 W/kg; SAR(10 g) = 0.094 W/kg**

Maximum value of SAR (measured) = 0.138 W/kg



0 dB = 0.138 W/kg = -8.60 dBW/kg

**Test Plot 159#: LTE Band 17\_Body Right\_1RB\_High**

**DUT: Smart Phone; Type: S4005L; Serial: 19010300205;**

Communication System: Generic FDD-LTE; Frequency: 711 MHz; Duty Cycle: 1:1  
 Medium parameters used:  $f = 711 \text{ MHz}$ ;  $\sigma = 0.948 \text{ S/m}$ ;  $\epsilon_r = 57.807$ ;  $\rho = 1000 \text{ kg/m}^3$  ;  
 Phantom section: Flat Section

DASY5 Configuration:

- Probe: EX3DV4 - SN7522; ConvF(9.8, 9.8, 9.8); Calibrated: 2018/11/2;
- Sensor-Surface: 4mm (Mechanical Surface Detection)
- Electronics: DAE4 SN1562; Calibrated: 2018/11/6
- Phantom: ELI V8.0 P1aP2a; Type: QD OVA 004 AA; Serial: 2092
- Measurement SW: DASY52, Version 52.10 (2);

**Area Scan (81x91x1):** Interpolated grid:  $dx=1.500 \text{ mm}$ ,  $dy=1.500 \text{ mm}$

Maximum value of SAR (interpolated) = 0.269 W/kg

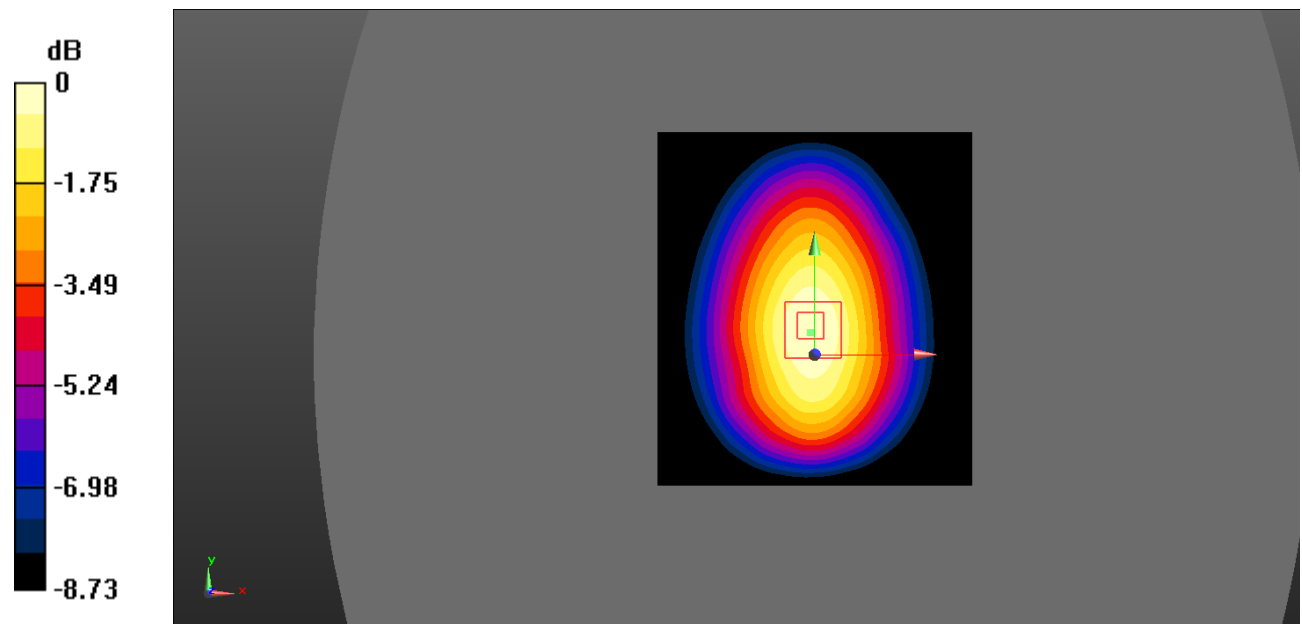
**Zoom Scan (7x7x7)/Cube 0:** Measurement grid:  $dx=5\text{mm}$ ,  $dy=5\text{mm}$ ,  $dz=5\text{mm}$

Reference Value = 16.55 V/m; Power Drift = -0.07 dB

Peak SAR (extrapolated) = 0.350 W/kg

**SAR(1 g) = 0.254 W/kg; SAR(10 g) = 0.177 W/kg**

Maximum value of SAR (measured) = 0.265 W/kg



0 dB = 0.265 W/kg = -5.77 dBW/kg

**Test Plot 160#: LTE Band 17\_Body Right\_50%RB\_Middle**

**DUT: Smart Phone; Type: S4005L; Serial: 19010300205;**

Communication System: Generic FDD-LTE; Frequency: 710 MHz; Duty Cycle: 1:1  
 Medium parameters used:  $f = 710 \text{ MHz}$ ;  $\sigma = 0.945 \text{ S/m}$ ;  $\epsilon_r = 57.732$ ;  $\rho = 1000 \text{ kg/m}^3$  ;  
 Phantom section: Flat Section

DASY5 Configuration:

- Probe: EX3DV4 - SN7522; ConvF(9.8, 9.8, 9.8); Calibrated: 2018/11/2;
- Sensor-Surface: 4mm (Mechanical Surface Detection)
- Electronics: DAE4 SN1562; Calibrated: 2018/11/6
- Phantom: ELI V8.0 P1aP2a; Type: QD OVA 004 AA; Serial: 2092
- Measurement SW: DASY52, Version 52.10 (2);

**Area Scan (71x81x1):** Interpolated grid:  $dx=1.500 \text{ mm}$ ,  $dy=1.500 \text{ mm}$

Maximum value of SAR (interpolated) = 0.117 W/kg

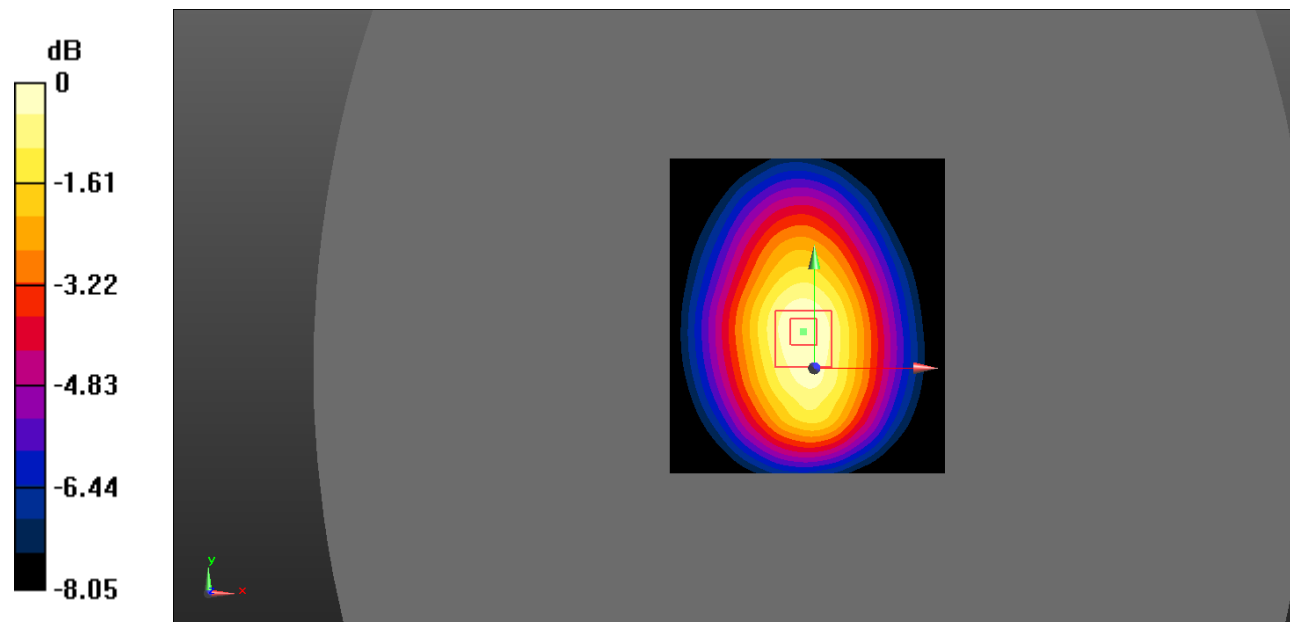
**Zoom Scan (7x7x7)/Cube 0:** Measurement grid:  $dx=5\text{mm}$ ,  $dy=5\text{mm}$ ,  $dz=5\text{mm}$

Reference Value = 10.80 V/m; Power Drift = 0.06 dB

Peak SAR (extrapolated) = 0.154 W/kg

**SAR(1 g) = 0.112 W/kg; SAR(10 g) = 0.080 W/kg**

Maximum value of SAR (measured) = 0.117 W/kg



0 dB = 0.117 W/kg = -9.32 dBW/kg



**Test Plot 161#: LTE Band 17\_Body Bottom\_1RB\_Middle**

**DUT: Smart Phone; Type: S4005L; Serial: 19010300205;**

Communication System: Generic FDD-LTE; Frequency: 710 MHz; Duty Cycle: 1:1  
 Medium parameters used:  $f = 710 \text{ MHz}$ ;  $\sigma = 0.945 \text{ S/m}$ ;  $\epsilon_r = 57.732$ ;  $\rho = 1000 \text{ kg/m}^3$  ;  
 Phantom section: Flat Section

DASY5 Configuration:

- Probe: EX3DV4 - SN7522; ConvF(9.8, 9.8, 9.8); Calibrated: 2018/11/2;
- Sensor-Surface: 4mm (Mechanical Surface Detection)
- Electronics: DAE4 SN1562; Calibrated: 2018/11/6
- Phantom: ELI V8.0 P1aP2a; Type: QD OVA 004 AA; Serial: 2092
- Measurement SW: DASY52, Version 52.10 (2);

**Area Scan (61x81x1):** Interpolated grid:  $dx=1.500 \text{ mm}$ ,  $dy=1.500 \text{ mm}$

Maximum value of SAR (interpolated) = 0.0614 W/kg

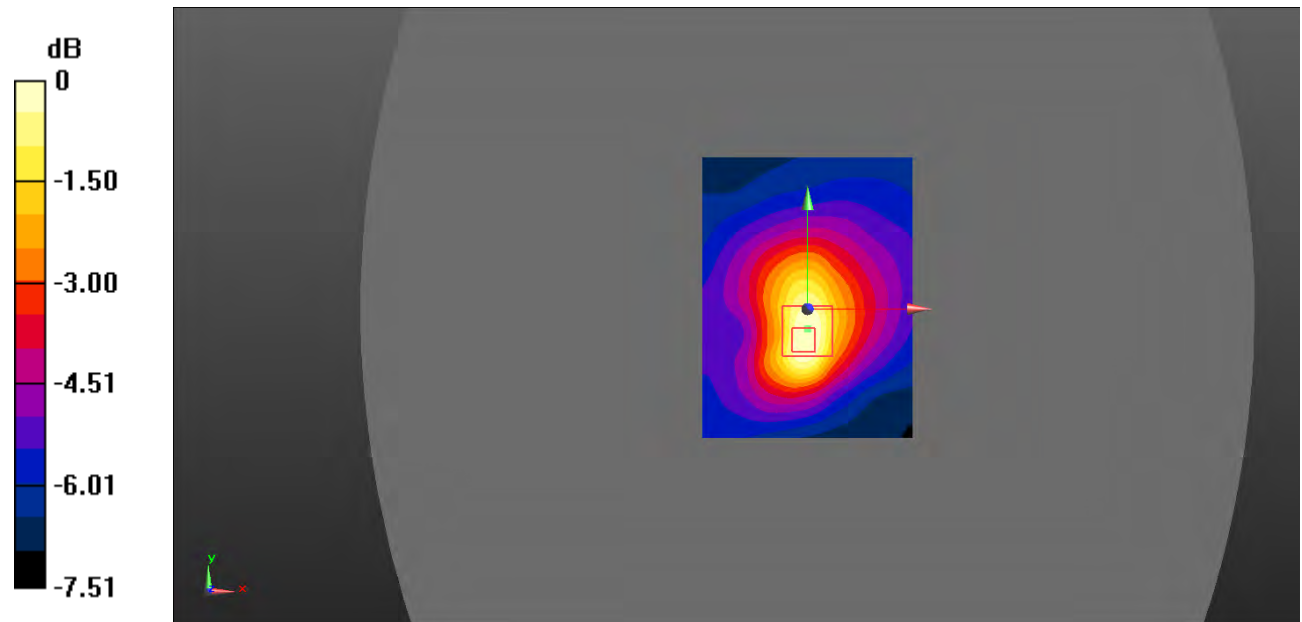
**Zoom Scan (7x7x7)/Cube 0:** Measurement grid:  $dx=5\text{mm}$ ,  $dy=5\text{mm}$ ,  $dz=5\text{mm}$

Reference Value = 7.701 V/m; Power Drift = 0.06 dB

Peak SAR (extrapolated) = 0.108 W/kg

**SAR(1 g) = 0.058 W/kg; SAR(10 g) = 0.036 W/kg**

Maximum value of SAR (measured) = 0.0607 W/kg



0 dB = 0.0607 W/kg = -12.17 dBW/kg

**Test Plot 162#: LTE Band 17\_Body Bottom\_50%RB\_Middle**

**DUT: Smart Phone; Type: S4005L; Serial: 19010300205;**

Communication System: Generic FDD-LTE; Frequency: 710 MHz; Duty Cycle: 1:1  
 Medium parameters used:  $f = 710 \text{ MHz}$ ;  $\sigma = 0.945 \text{ S/m}$ ;  $\epsilon_r = 57.732$ ;  $\rho = 1000 \text{ kg/m}^3$  ;  
 Phantom section: Flat Section

DASY5 Configuration:

- Probe: EX3DV4 - SN7522; ConvF(9.8, 9.8, 9.8); Calibrated: 2018/11/2;
- Sensor-Surface: 4mm (Mechanical Surface Detection)
- Electronics: DAE4 SN1562; Calibrated: 2018/11/6
- Phantom: ELI V8.0 P1aP2a; Type: QD OVA 004 AA; Serial: 2092
- Measurement SW: DASY52, Version 52.10 (2);

**Area Scan (61x81x1):** Interpolated grid:  $dx=1.500 \text{ mm}$ ,  $dy=1.500 \text{ mm}$

Maximum value of SAR (interpolated) = 0.0512 W/kg

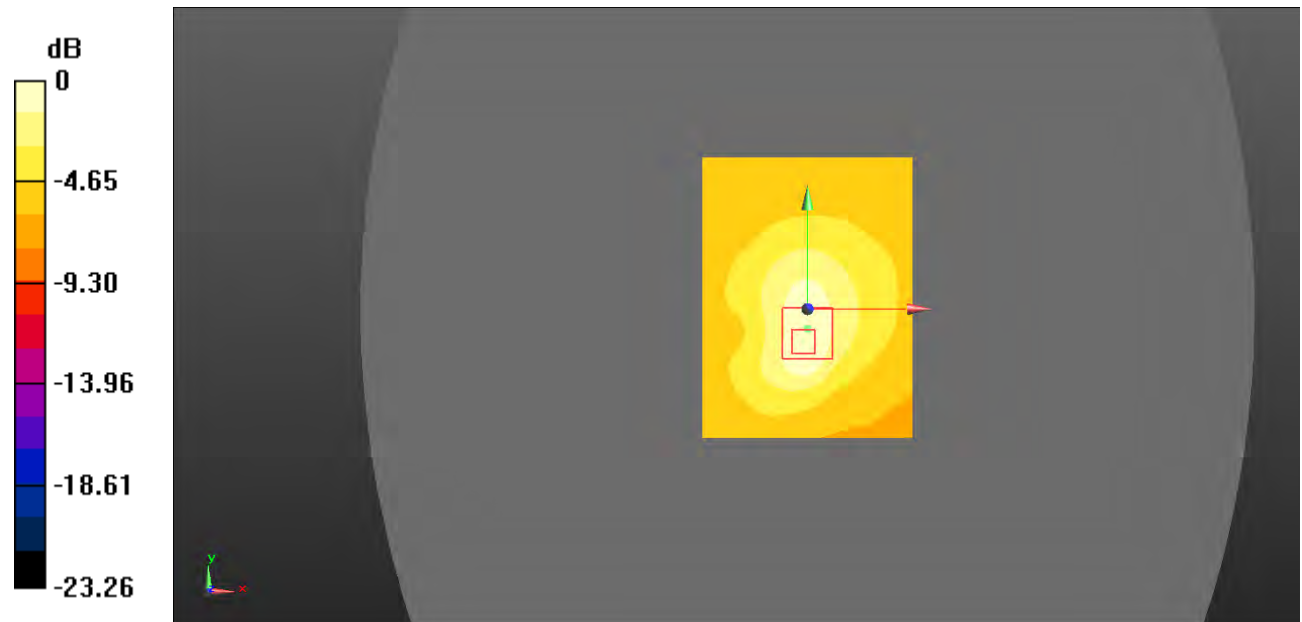
**Zoom Scan (7x7x7)/Cube 0:** Measurement grid:  $dx=5\text{mm}$ ,  $dy=5\text{mm}$ ,  $dz=5\text{mm}$

Reference Value = 7.057 V/m; Power Drift = -0.03 dB

Peak SAR (extrapolated) = 0.0860 W/kg

**SAR(1 g) = 0.049 W/kg; SAR(10 g) = 0.031 W/kg**

Maximum value of SAR (measured) = 0.0510 W/kg



0 dB = 0.0510 W/kg = -12.92 dBW/kg

**Test Plot 163#: Head Left Cheek/BT BLE Mid**

**DUT: Smart Phone; Type: S4005L; Serial: 19010300205;**

Communication System: UID 0, Bluetooth (0); Frequency: 2440 MHz; Duty Cycle: 1:1.3

Medium parameters used (interpolated):  $f = 2440$  MHz;  $\sigma = 1.813$  S/m;  $\epsilon_r = 40.259$ ;  $\rho = 1000$  kg/m<sup>3</sup>

Phantom section: Left Section

DASY5 Configuration:

- Probe: EX3DV4 - SN7522; ConvF(6.97, 6.97, 6.97) @ 2440 MHz;
- Sensor-Surface: 4mm (Mechanical Surface Detection)
- Electronics: DAE4 Sn1562; Calibrated: 11/6/2018
- Phantom: SAM-Twin V8.0 P1aP2a; Type: QD 000 P41 AA ; Serial: 1962
- Measurement SW: DASY52, Version 52.10 (2);

**Area Scan (101x121x1):** Interpolated grid: dx=1.000 mm, dy=1.000 mm

Maximum value of SAR (interpolated) = 0.0381 W/kg

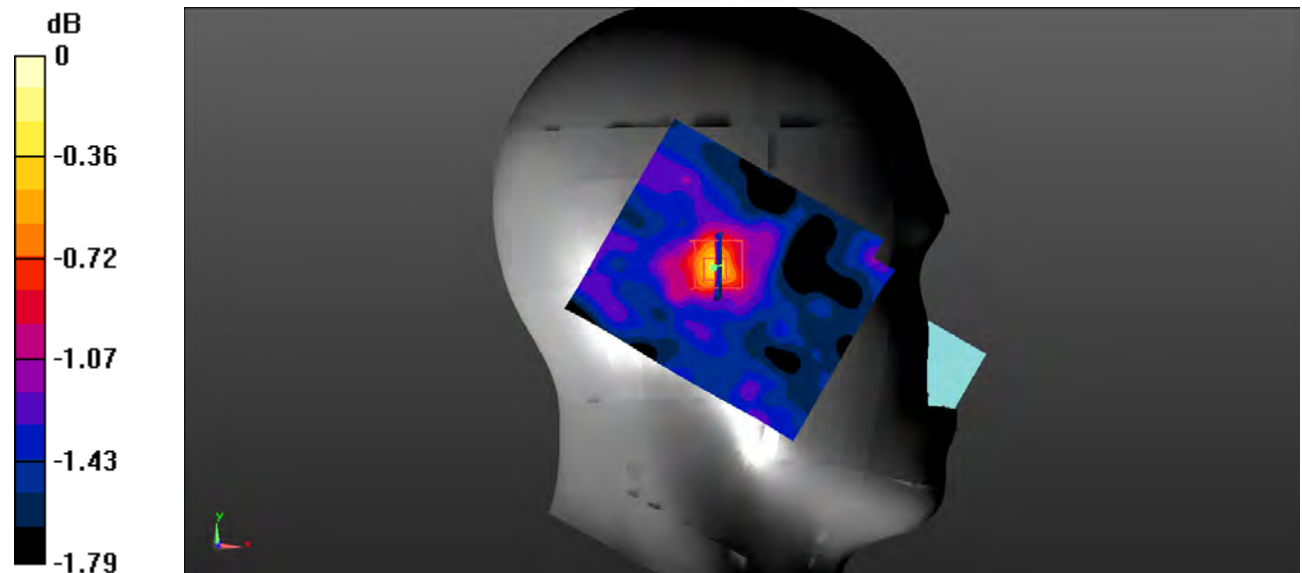
**Zoom Scan (7x7x7)/Cube 0:** Measurement grid: dx=5mm, dy=5mm, dz=5mm

Reference Value = 4.442 V/m; Power Drift = 0.150 dB

Peak SAR (extrapolated) = 0.0620 W/kg

**SAR(1 g) = 0.040 W/kg; SAR(10 g) = 0.034 W/kg** (SAR corrected for target medium)

Maximum value of SAR (measured) = 0.0410 W/kg



0 dB = 0.0410 W/kg = -13.87 dBW/kg

**Test Plot 164#: Head Left Tilt/BT BLE Low**

**DUT: Smart Phone; Type: S4005L; Serial: 19010300205;**

Communication System: UID 0, Bluetooth (0); Frequency: 2402 MHz; Duty Cycle: 1:1.3

Medium parameters used (interpolated):  $f = 2402 \text{ MHz}$ ;  $\sigma = 1.773 \text{ S/m}$ ;  $\epsilon_r = 40.373$ ;  $\rho = 1000 \text{ kg/m}^3$

Phantom section: Left Section

DASY5 Configuration:

- Probe: EX3DV4 - SN7522; ConvF(6.97, 6.97, 6.97) @ 2402 MHz;
- Sensor-Surface: 4mm (Mechanical Surface Detection)
- Electronics: DAE4 Sn1562; Calibrated: 11/6/2018
- Phantom: SAM-Twin V8.0 P1aP2a; Type: QD 000 P41 AA ; Serial: 1962
- Measurement SW: DASY52, Version 52.10 (2);

**Area Scan (101x121x1):** Interpolated grid:  $dx=1.000 \text{ mm}$ ,  $dy=1.000 \text{ mm}$

Maximum value of SAR (interpolated) = 0.0385 W/kg

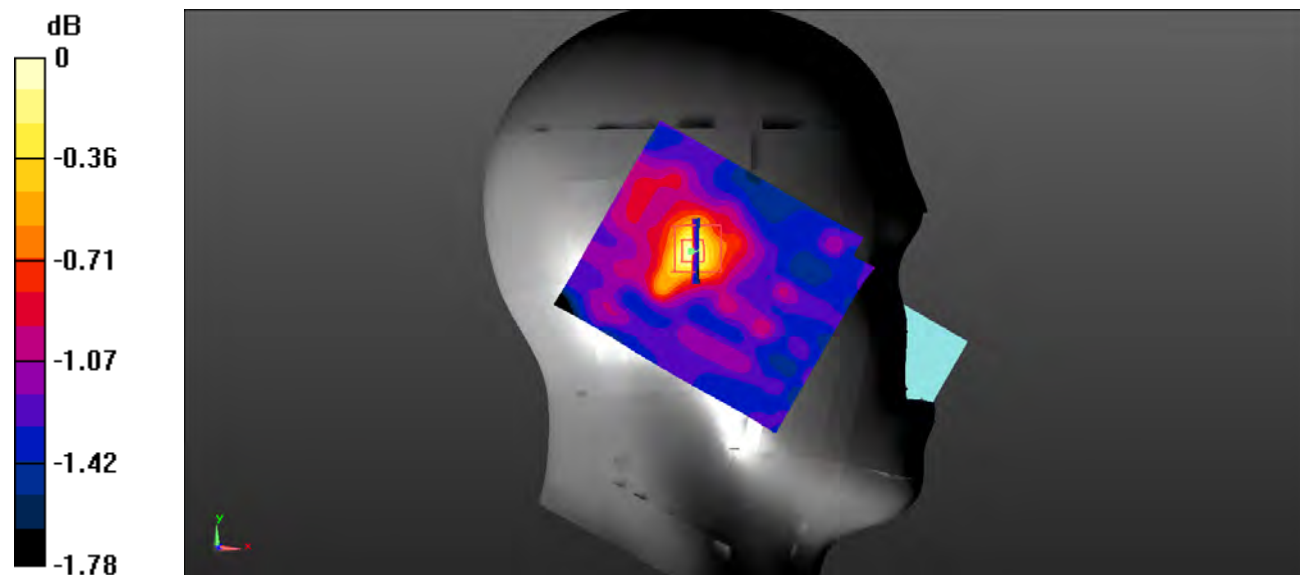
**Zoom Scan (7x7x7)/Cube 0:** Measurement grid:  $dx=5\text{mm}$ ,  $dy=5\text{mm}$ ,  $dz=5\text{mm}$

Reference Value = 4.323 V/m; Power Drift = 0.056 dB

Peak SAR (extrapolated) = 0.0520 W/kg

**SAR(1 g) = 0.038 W/kg; SAR(10 g) = 0.033 W/kg** (SAR corrected for target medium)

Maximum value of SAR (measured) = 0.0391 W/kg



0 dB = 0.0391 W/kg = -14.08 dBW/kg

**Test Plot 165#: Head Left Tilt/BT BLE Mid**

**DUT: Smart Phone; Type: S4005L; Serial: 19010300205;**

Communication System: UID 0, Bluetooth (0); Frequency: 2440 MHz; Duty Cycle: 1:1.3

Medium parameters used (interpolated):  $f = 2440$  MHz;  $\sigma = 1.813$  S/m;  $\epsilon_r = 40.259$ ;  $\rho = 1000$  kg/m<sup>3</sup>

Phantom section: Left Section

DASY5 Configuration:

- Probe: EX3DV4 - SN7522; ConvF(6.97, 6.97, 6.97) @ 2440 MHz;
- Sensor-Surface: 4mm (Mechanical Surface Detection)
- Electronics: DAE4 Sn1562; Calibrated: 11/6/2018
- Phantom: SAM-Twin V8.0 P1aP2a; Type: QD 000 P41 AA ; Serial: 1962
- Measurement SW: DASY52, Version 52.10 (2);

**Area Scan (101x121x1):** Interpolated grid: dx=1.000 mm, dy=1.000 mm

Maximum value of SAR (interpolated) = 0.0406 W/kg

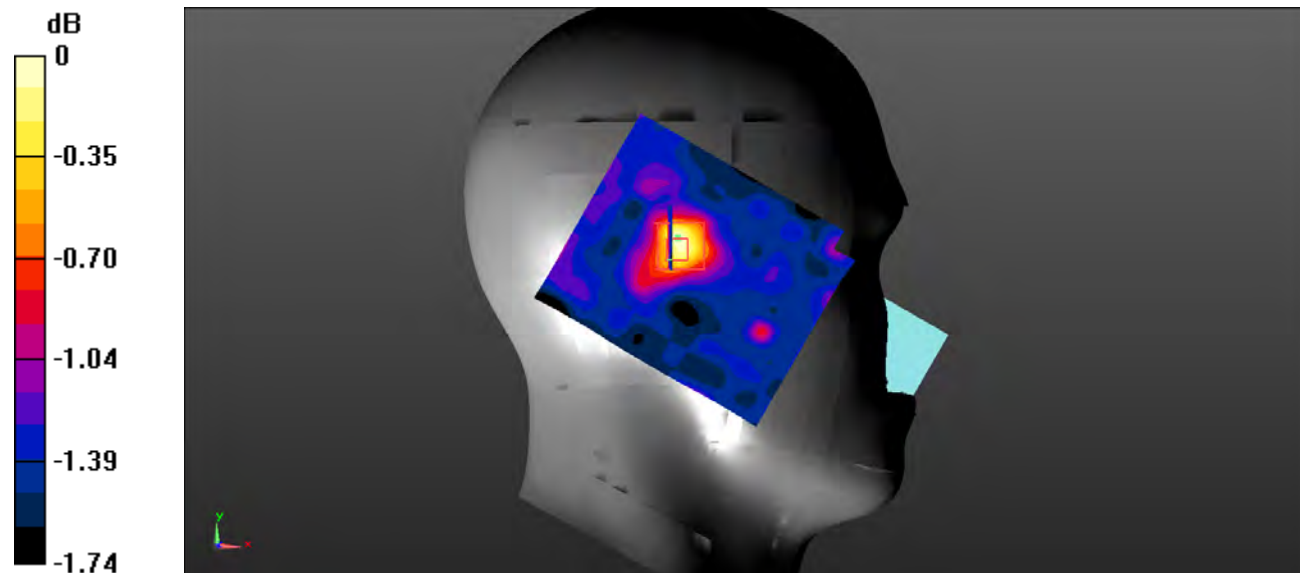
**Zoom Scan (7x7x7)/Cube 0:** Measurement grid: dx=5mm, dy=5mm, dz=5mm

Reference Value = 4.486 V/m; Power Drift = 0.43 dB

Peak SAR (extrapolated) = 0.0630 W/kg

**SAR(1 g) = 0.041 W/kg; SAR(10 g) = 0.034 W/kg** (SAR corrected for target medium)

Maximum value of SAR (measured) = 0.0408 W/kg



0 dB = 0.0408 W/kg = -13.89 dBW/kg

**Test Plot 166#: Head Left Tilt/BT BLE High**

**DUT: Smart Phone; Type: S4005L; Serial: 19010300205;**

Communication System: UID 0, Bluetooth (0); Frequency: 2480 MHz; Duty Cycle: 1:1.3

Medium parameters used (interpolated):  $f = 2480 \text{ MHz}$ ;  $\sigma = 1.855 \text{ S/m}$ ;  $\epsilon_r = 40.116$ ;  $\rho = 1000 \text{ kg/m}^3$

Phantom section: Left Section

DASY5 Configuration:

- Probe: EX3DV4 - SN7522; ConvF(6.97, 6.97, 6.97) @ 2480 MHz;
- Sensor-Surface: 4mm (Mechanical Surface Detection)
- Electronics: DAE4 Sn1562; Calibrated: 11/6/2018
- Phantom: SAM-Twin V8.0 P1aP2a; Type: QD 000 P41 AA ; Serial: 1962
- Measurement SW: DASY52, Version 52.10 (2);

**Area Scan (101x121x1):** Interpolated grid:  $dx=1.000 \text{ mm}$ ,  $dy=1.000 \text{ mm}$

Maximum value of SAR (interpolated) = 0.0640 W/kg

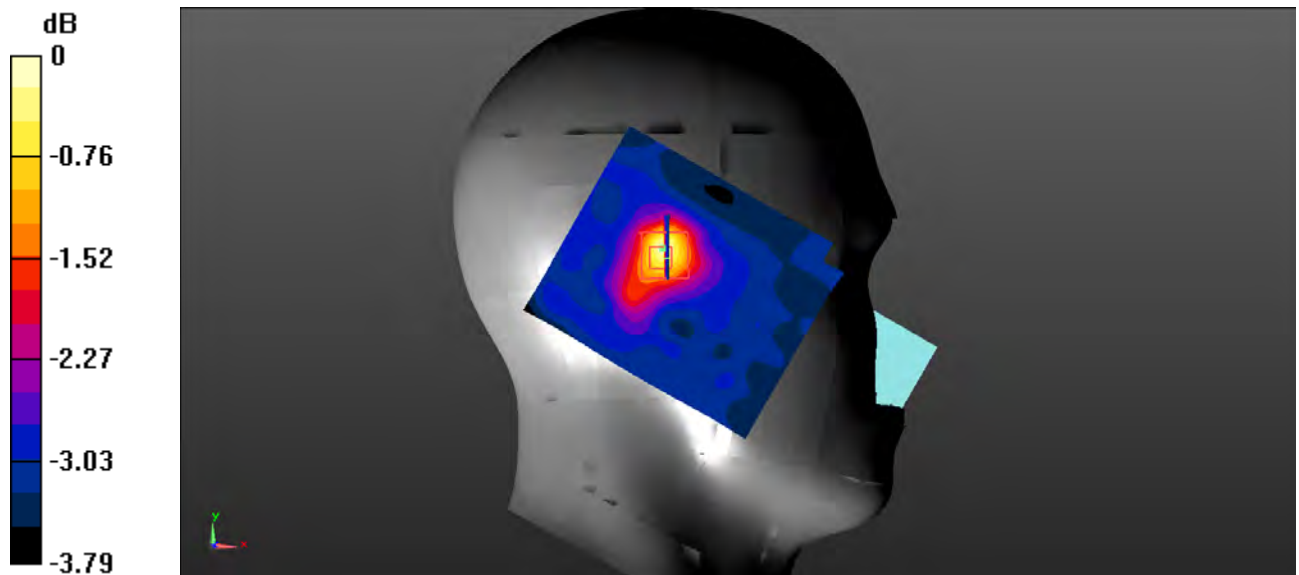
**Zoom Scan (7x7x7)/Cube 0:** Measurement grid:  $dx=5\text{mm}$ ,  $dy=5\text{mm}$ ,  $dz=5\text{mm}$

Reference Value = 5.661 V/m; Power Drift = 0.18 dB

Peak SAR (extrapolated) = 0.106 W/kg

**SAR(1 g) = 0.063 W/kg; SAR(10 g) = 0.046 W/kg** (SAR corrected for target medium)

Maximum value of SAR (measured) = 0.0653 W/kg



0 dB = 0.0653 W/kg = -11.85 dBW/kg

**Test Plot 167#: Head Right Cheek/BT BLE Mid****DUT: Smart Phone; Type: S4005L; Serial: 19010300205;**

Communication System: UID 0, Bluetooth (0); Frequency: 2440 MHz; Duty Cycle: 1:1.3

Medium parameters used (interpolated):  $f = 2440$  MHz;  $\sigma = 1.813$  S/m;  $\epsilon_r = 40.259$ ;  $\rho = 1000$  kg/m<sup>3</sup>

Phantom section: Right Section

DASY5 Configuration:

- Probe: EX3DV4 - SN7522; ConvF(6.97, 6.97, 6.97) @ 2440 MHz;
- Sensor-Surface: 4mm (Mechanical Surface Detection)
- Electronics: DAE4 Sn1562; Calibrated: 11/6/2018
- Phantom: SAM-Twin V8.0 P1aP2a; Type: QD 000 P41 AA ; Serial: 1962
- Measurement SW: DASY52, Version 52.10 (2);

**Area Scan (61x81x1):** Interpolated grid: dx=1.500 mm, dy=1.500 mm

Maximum value of SAR (interpolated) = 0.0483 W/kg

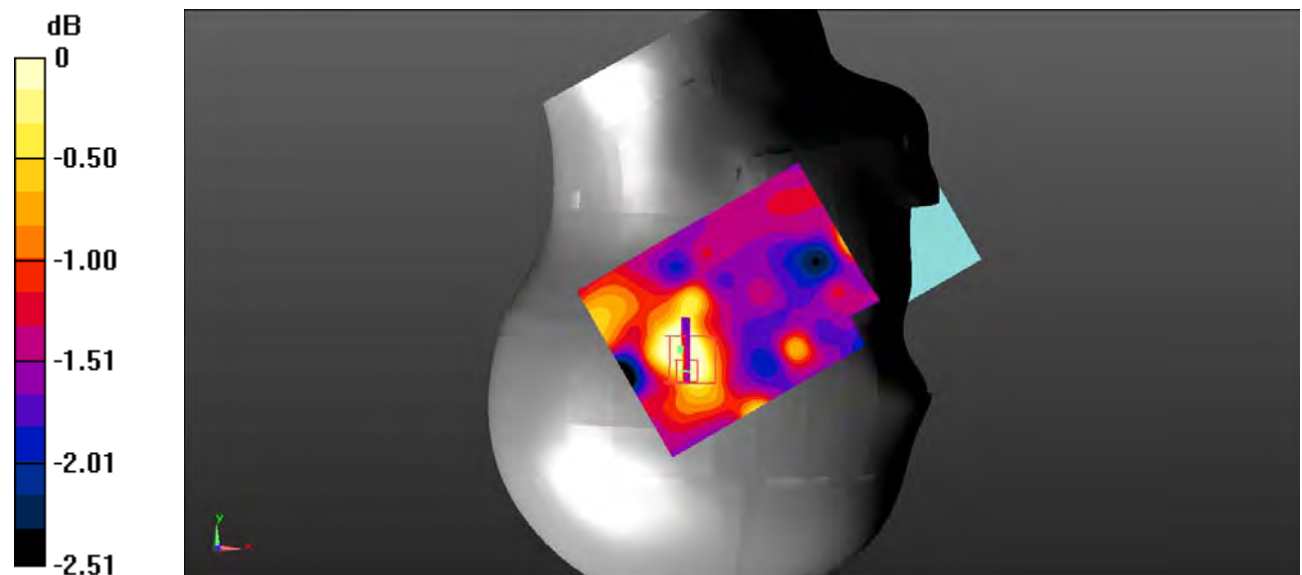
**Zoom Scan (7x7x7)/Cube 0:** Measurement grid: dx=5mm, dy=5mm, dz=5mm

Reference Value = 4.056 V/m; Power Drift = 0.107 dB

Peak SAR (extrapolated) = 0.0630 W/kg

**SAR(1 g) = 0.041 W/kg; SAR(10 g) = 0.033 W/kg** (SAR corrected for target medium)

Maximum value of SAR (measured) = 0.0422 W/kg



0 dB = 0.0422 W/kg = -13.75 dBW/kg

**Test Plot 168#: Head Right Tilt/BT BLE Mid**

**DUT: Smart Phone; Type: S4005L; Serial: 19010300205;**

Communication System: UID 0, Bluetooth (0); Frequency: 2440 MHz; Duty Cycle: 1:1.3

Medium parameters used (interpolated):  $f = 2440$  MHz;  $\sigma = 1.813$  S/m;  $\epsilon_r = 40.259$ ;  $\rho = 1000$  kg/m<sup>3</sup>

Phantom section: Right Section

DASY5 Configuration:

- Probe: EX3DV4 - SN7522; ConvF(6.97, 6.97, 6.97) @ 2440 MHz;
- Sensor-Surface: 4mm (Mechanical Surface Detection)
- Electronics: DAE4 Sn1562; Calibrated: 11/6/2018
- Phantom: SAM-Twin V8.0 P1aP2a; Type: QD 000 P41 AA ; Serial: 1962
- Measurement SW: DASY52, Version 52.10 (2);

**Area Scan (101x121x1):** Interpolated grid: dx=1.000 mm, dy=1.000 mm

Maximum value of SAR (interpolated) = 0.0382 W/kg

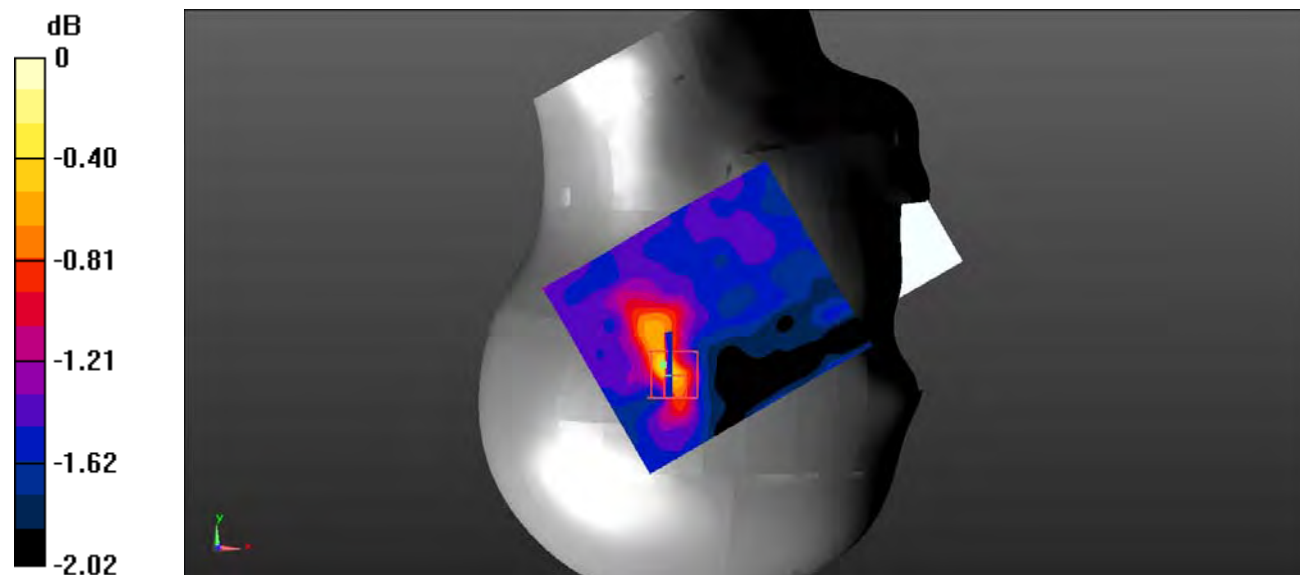
**Zoom Scan (7x7x7)/Cube 0:** Measurement grid: dx=5mm, dy=5mm, dz=5mm

Reference Value = 4.205 V/m; Power Drift = -0.03 dB

Peak SAR (extrapolated) = 0.0860 W/kg

**SAR(1 g) = 0.040 W/kg; SAR(10 g) = 0.033 W/kg** (SAR corrected for target medium)

Maximum value of SAR (measured) = 0.0415 W/kg



0 dB = 0.0415 W/kg = -13.82 dBW/kg



**Test Plot 169#: Body Back/BT BLE Low**

**DUT: Smart Phone; Type: S4005L; Serial: 19010300205;**

Communication System: UID 0, Bluetooth (0); Frequency: 2402 MHz; Duty Cycle: 1:1.3

Medium parameters used (interpolated):  $f = 2402$  MHz;  $\sigma = 1.911$  S/m;  $\epsilon_r = 52.631$ ;  $\rho = 1000$  kg/m<sup>3</sup>

Phantom section: Flat Section

DASY5 Configuration:

- Probe: EX3DV4 - SN7522; ConvF(7.05, 7.05, 7.05) @ 2402 MHz;
- Sensor-Surface: 4mm (Mechanical Surface Detection)
- Electronics: DAE4 Sn1562; Calibrated: 11/6/2018
- Phantom: ELI V8.0 P1aP2a; Type: QD OVA 004 AA; Serial: 2092
- Measurement SW: DASY52, Version 52.10 (2);

**Area Scan (101x121x1):** Interpolated grid: dx=1.000 mm, dy=1.000 mm

Maximum value of SAR (interpolated) = 0.0355 W/kg

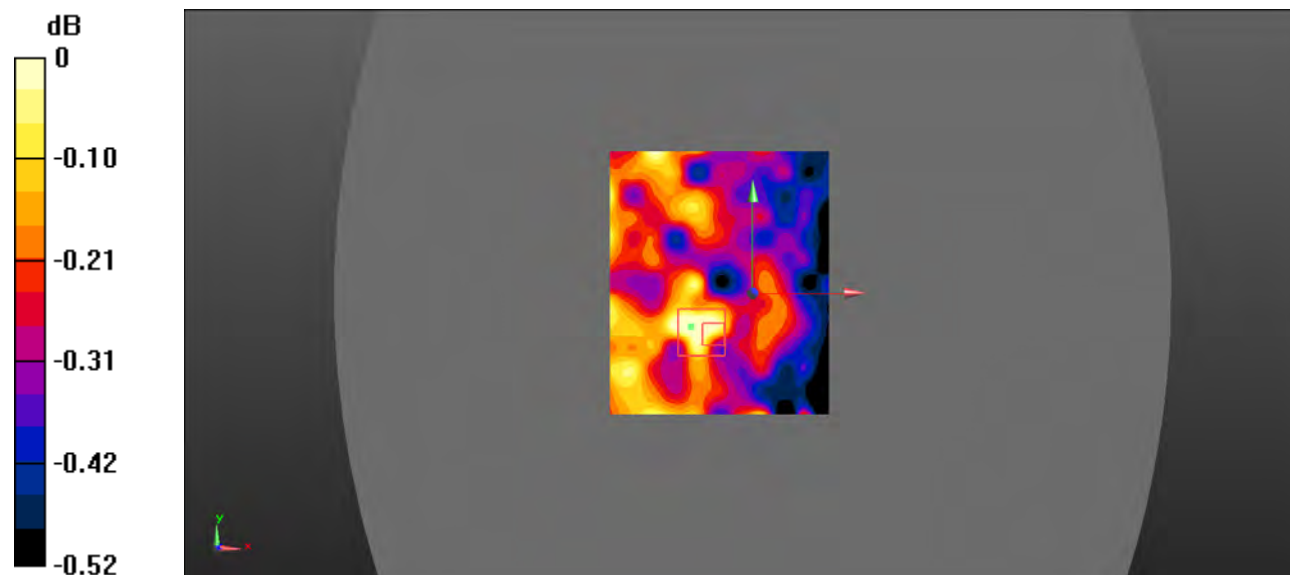
**Zoom Scan (7x7x7)/Cube 0:** Measurement grid: dx=5mm, dy=5mm, dz=5mm

Reference Value = 3.835 V/m; Power Drift = 0.171 dB

Peak SAR (extrapolated) = 0.0380 W/kg

**SAR(1 g) = 0.035 W/kg; SAR(10 g) = 0.034 W/kg** (SAR corrected for target medium)

Maximum value of SAR (measured) = 0.0353 W/kg



0 dB = 0.0353 W/kg = -14.52 dBW/kg

**Test Plot 170#: Body Back/BT BLE Mid**

**DUT: Smart Phone; Type: S4005L; Serial: 19010300205;**

Communication System: UID 0, Bluetooth (0); Frequency: 2440 MHz; Duty Cycle: 1:1.3

Medium parameters used (interpolated):  $f = 2440$  MHz;  $\sigma = 1.937$  S/m;  $\epsilon_r = 52.523$ ;  $\rho = 1000$  kg/m<sup>3</sup>

Phantom section: Flat Section

DASY5 Configuration:

- Probe: EX3DV4 - SN7522; ConvF(7.05, 7.05, 7.05) @ 2440 MHz;
- Sensor-Surface: 4mm (Mechanical Surface Detection)
- Electronics: DAE4 Sn1562; Calibrated: 11/6/2018
- Phantom: ELI V8.0 P1aP2a; Type: QD OVA 004 AA; Serial: 2092
- Measurement SW: DASY52, Version 52.10 (2);

**Area Scan (101x101x1):** Interpolated grid: dx=1.000 mm, dy=1.000 mm

Maximum value of SAR (interpolated) = 0.0380 W/kg


**Zoom Scan (7x7x7)/Cube 0:** Measurement grid: dx=5mm, dy=5mm, dz=5mm

Reference Value = 4.104 V/m; Power Drift = 0.030 dB

Peak SAR (extrapolated) = 0.0580 W/kg

**SAR(1 g) = 0.036 W/kg; SAR(10 g) = 0.032 W/kg** (SAR corrected for target medium)

Maximum value of SAR (measured) = 0.0374 W/kg



0 dB = 0.0374 W/kg = -14.27 dBW/kg

**Test Plot 171#: Body Back/BT BLE High**

**DUT: Smart Phone; Type: S4005L; Serial: 19010300205;**

Communication System: UID 0, Bluetooth (0); Frequency: 2480 MHz;Duty Cycle: 1:1.3

Medium parameters used (interpolated):  $f = 2480$  MHz;  $\sigma = 1.996$  S/m;  $\epsilon_r = 52.403$ ;  $\rho = 1000$  kg/m<sup>3</sup>

Phantom section: Flat Section

DASY5 Configuration:

- Probe: EX3DV4 - SN7522; ConvF(7.05, 7.05, 7.05) @ 2480 MHz;
- Sensor-Surface: 4mm (Mechanical Surface Detection)
- Electronics: DAE4 Sn1562; Calibrated: 11/6/2018
- Phantom: ELI V8.0 P1aP2a; Type: QD OVA 004 AA; Serial: 2092
- Measurement SW: DASY52, Version 52.10 (2);

**Area Scan (101x121x1):** Interpolated grid: dx=1.000 mm, dy=1.000 mm

Maximum value of SAR (interpolated) = 0.0406 W/kg

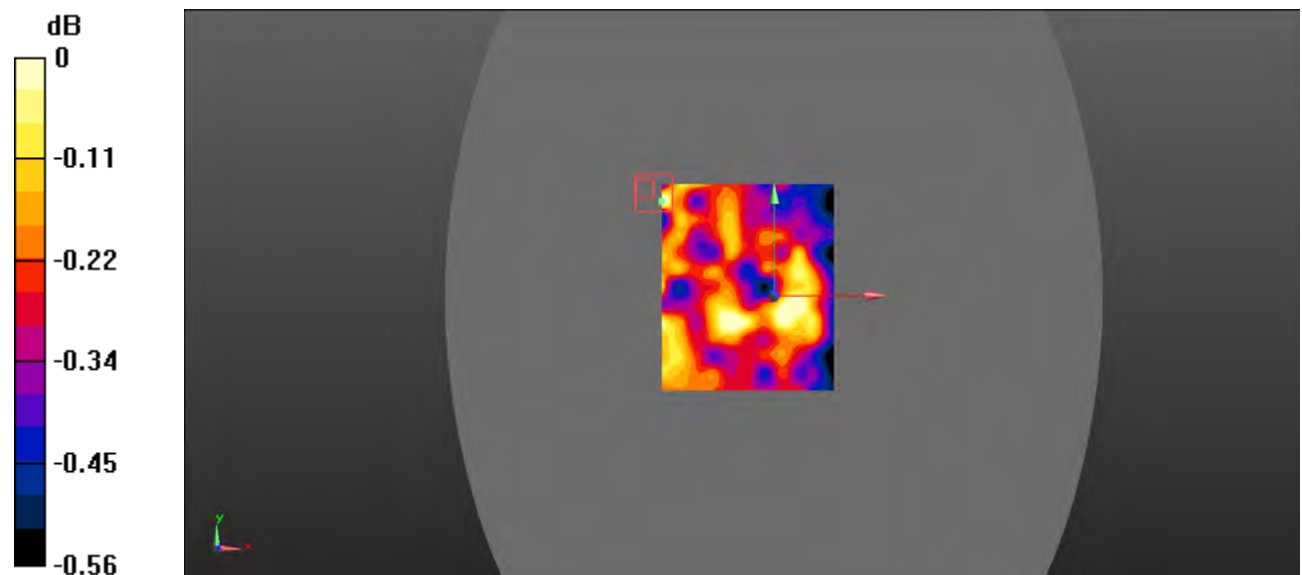
**Zoom Scan (7x7x7)/Cube 0:** Measurement grid: dx=5mm, dy=5mm, dz=5mm

Reference Value = 4.041 V/m; Power Drift = 0.181 dB

Peak SAR (extrapolated) = 0.0400 W/kg

**SAR(1 g) = 0.038 W/kg; SAR(10 g) = 0.038 W/kg** (SAR corrected for target medium)

Maximum value of SAR (measured) = 0.0398 W/kg



0 dB = 0.0398 W/kg = -14.00 dBW/kg

**Test Plot 172#: Body Left/BT BLE Mid**

**DUT: Smart Phone; Type: S4005L; Serial: 19010300205;**

Communication System: UID 0, Bluetooth (0); Frequency: 2440 MHz;Duty Cycle: 1:1.3

Medium parameters used (interpolated):  $f = 2440$  MHz;  $\sigma = 1.937$  S/m;  $\epsilon_r = 52.523$ ;  $\rho = 1000$  kg/m<sup>3</sup>

Phantom section: Flat Section

DASY5 Configuration:

- Probe: EX3DV4 - SN7522; ConvF(7.05, 7.05, 7.05) @ 2440 MHz;
- Sensor-Surface: 4mm (Mechanical Surface Detection)
- Electronics: DAE4 Sn1562; Calibrated: 11/6/2018
- Phantom: ELI V8.0 P1aP2a; Type: QD OVA 004 AA; Serial: 2092
- Measurement SW: DASY52, Version 52.10 (2);

**Area Scan (101x121x1):** Interpolated grid: dx=1.000 mm, dy=1.000 mm

Maximum value of SAR (interpolated) = 0.0391 W/kg


**Zoom Scan (7x7x7)/Cube 0:** Measurement grid: dx=5mm, dy=5mm, dz=5mm

Reference Value = 3.860 V/m; Power Drift = 0.152 dB

Peak SAR (extrapolated) = 0.0570 W/kg

**SAR(1 g) = 0.034 W/kg; SAR(10 g) = 0.032 W/kg** (SAR corrected for target medium)

Maximum value of SAR (measured) = 0.0572 W/kg



0 dB = 0.0572 W/kg = -12.43 dBW/kg

**Test Plot 173#: Body Top/BT BLE Mid**

**DUT: Smart Phone; Type: S4005L; Serial: 19010300205;**

Communication System: UID 0, Bluetooth (0); Frequency: 2440 MHz; Duty Cycle: 1:1.3

Medium parameters used (interpolated):  $f = 2440$  MHz;  $\sigma = 1.937$  S/m;  $\epsilon_r = 52.523$ ;  $\rho = 1000$  kg/m<sup>3</sup>

Phantom section: Flat Section

DASY5 Configuration:

- Probe: EX3DV4 - SN7522; ConvF(7.05, 7.05, 7.05) @ 2440 MHz;
- Sensor-Surface: 4mm (Mechanical Surface Detection)
- Electronics: DAE4 Sn1562; Calibrated: 11/6/2018
- Phantom: ELI V8.0 P1aP2a; Type: QD OVA 004 AA; Serial: 2092
- Measurement SW: DASY52, Version 52.10 (2);

**Area Scan (101x101x1):** Interpolated grid: dx=1.000 mm, dy=1.000 mm

Maximum value of SAR (interpolated) = 0.0343 W/kg

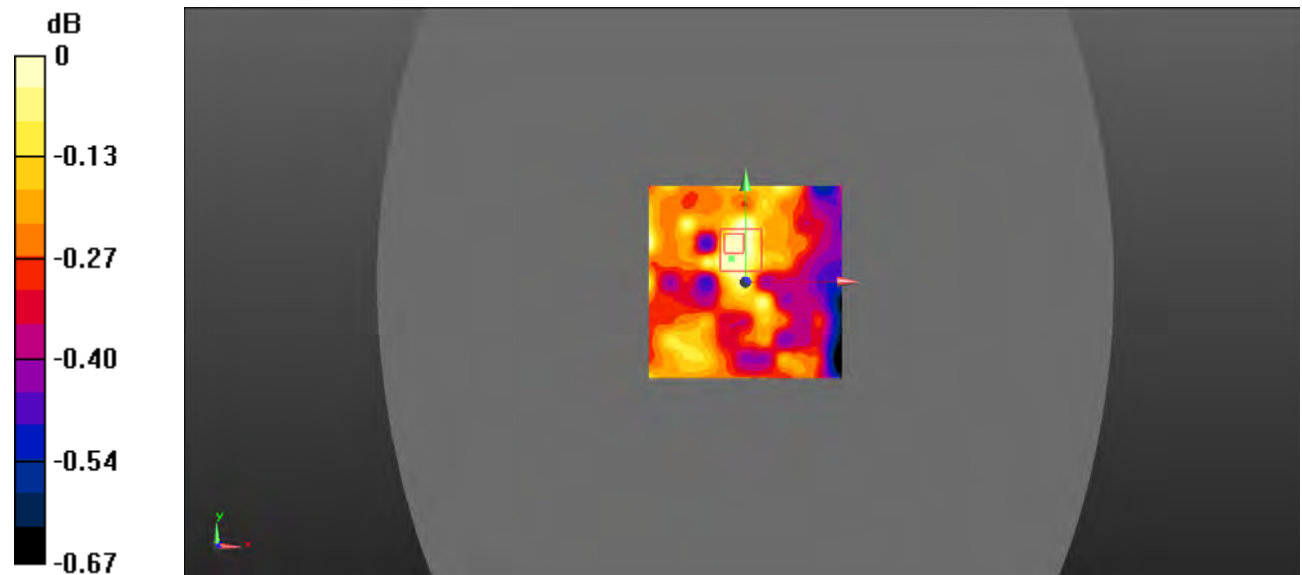
**Zoom Scan (7x7x7)/Cube 0:** Measurement grid: dx=5mm, dy=5mm, dz=5mm

Reference Value = 3.731 V/m; Power Drift = 0.059 dB

Peak SAR (extrapolated) = 0.0420 W/kg

**SAR(1 g) = 0.033 W/kg; SAR(10 g) = 0.032 W/kg** (SAR corrected for target medium)

Maximum value of SAR (measured) = 0.0337 W/kg



0 dB = 0.0337 W/kg = -14.72 dBW/kg

**Test Plot 174#: Head Left Cheek/WLAN 802.11b low**

**DUT: Smart Phone; Type: S4005L; Serial: 19010300205;**

Communication System: UID 0, 2.4G DTS (0); Frequency: 2412 MHz;Duty Cycle: 1:1

Medium parameters used (interpolated):  $f = 2412$  MHz;  $\sigma = 1.779$  S/m;  $\epsilon_r = 40.335$ ;  $\rho = 1000$  kg/m<sup>3</sup>

Phantom section: Left Section

DASY5 Configuration:

- Probe: EX3DV4 - SN7522; ConvF(6.97, 6.97, 6.97) @ 2412 MHz;
- Sensor-Surface: 4mm (Mechanical Surface Detection)
- Electronics: DAE4 Sn1562; Calibrated: 11/6/2018
- Phantom: SAM-Twin V8.0 P1aP2a; Type: QD 000 P41 AA ; Serial: 1962
- Measurement SW: DASY52, Version 52.10 (2);

**Area Scan (101x101x1):** Interpolated grid: dx=1.000 mm, dy=1.000 mm

Maximum value of SAR (interpolated) = 0.0637 W/kg

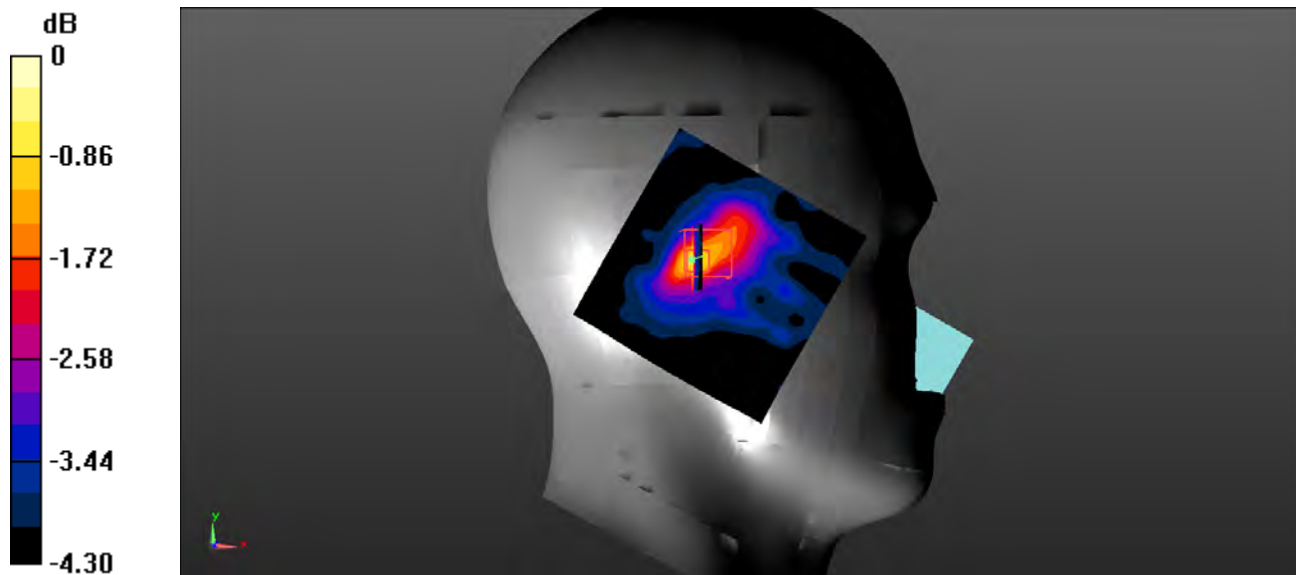
**Zoom Scan (7x7x7)/Cube 0:** Measurement grid: dx=5mm, dy=5mm, dz=5mm

Reference Value = 6.001 V/m; Power Drift = 0.041 dB

Peak SAR (extrapolated) = 0.136 W/kg

**SAR(1 g) = 0.072 W/kg; SAR(10 g) = 0.050 W/kg** (SAR corrected for target medium)

Maximum value of SAR (measured) = 0.0756 W/kg



0 dB = 0.0756 W/kg = -11.21 dBW/kg

**Test Plot 175#: Head Left Cheek/WLAN 802.11b Mid****DUT: Smart Phone; Type: S4005L; Serial: 19010300205;**

Communication System: UID 0, 2.4G DTS (0); Frequency: 2442 MHz; Duty Cycle: 1:1

Medium parameters used (interpolated):  $f = 2442$  MHz;  $\sigma = 1.819$  S/m;  $\epsilon_r = 40.261$ ;  $\rho = 1000$  kg/m<sup>3</sup>

Phantom section: Left Section

DASY5 Configuration:

- Probe: EX3DV4 - SN7522; ConvF(6.97, 6.97, 6.97) @ 2442 MHz;
- Sensor-Surface: 4mm (Mechanical Surface Detection)
- Electronics: DAE4 Sn1562; Calibrated: 11/6/2018
- Phantom: SAM-Twin V8.0 P1aP2a; Type: QD 000 P41 AA ; Serial: 1962
- Measurement SW: DASY52, Version 52.10 (2);

**Area Scan (101x101x1):** Interpolated grid: dx=1.000 mm, dy=1.000 mm

Maximum value of SAR (interpolated) = 0.0630 W/kg

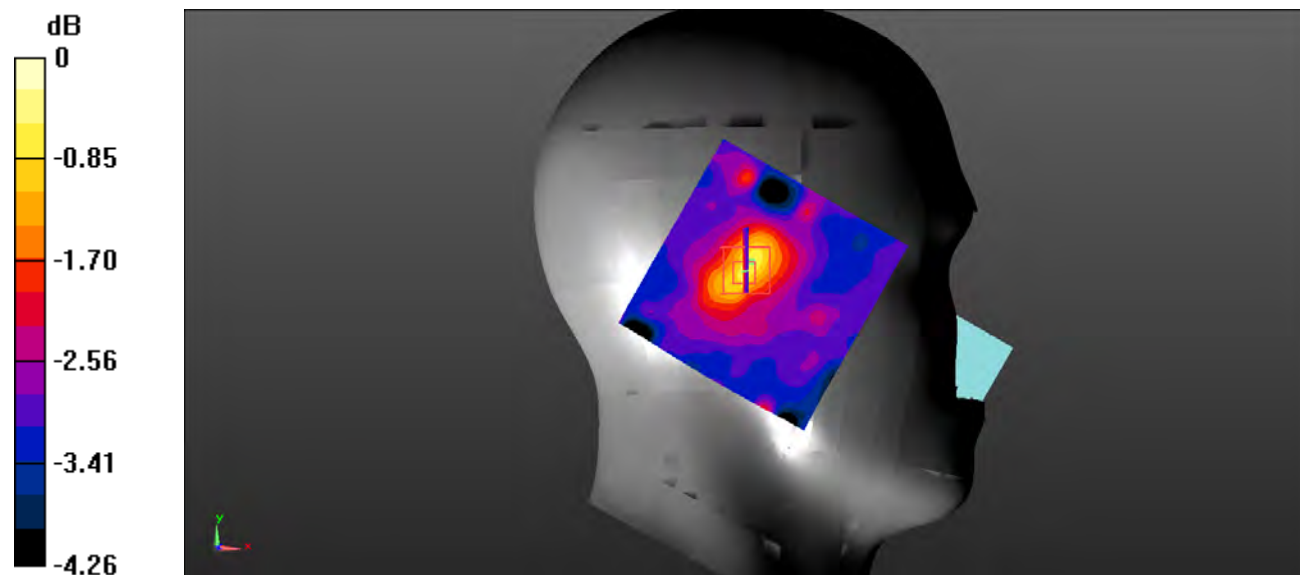
**Zoom Scan (7x7x7)/Cube 0:** Measurement grid: dx=5mm, dy=5mm, dz=5mm

Reference Value = 5.460 V/m; Power Drift = -0.125 dB

Peak SAR (extrapolated) = 0.107 W/kg

**SAR(1 g) = 0.069 W/kg; SAR(10 g) = 0.052 W/kg** (SAR corrected for target medium)

Maximum value of SAR (measured) = 0.0726 W/kg



0 dB = 0.0726 W/kg = -11.39 dBW/kg

**Test Plot 176#: Head Left Cheek/WLAN 802.11b high**

**DUT: Smart Phone; Type: S4005L; Serial: 19010300205;**

Communication System: UID 0, 2.4G DTS (0); Frequency: 2472 MHz;Duty Cycle: 1:1

Medium parameters used (interpolated):  $f = 2472 \text{ MHz}$ ;  $\sigma = 1.843 \text{ S/m}$ ;  $\epsilon_r = 40.185$ ;  $\rho = 1000 \text{ kg/m}^3$

Phantom section: Left Section

DASY5 Configuration:

- Probe: EX3DV4 - SN7522; ConvF(6.97, 6.97, 6.97) @ 2472 MHz;
- Sensor-Surface: 4mm (Mechanical Surface Detection)
- Electronics: DAE4 Sn1562; Calibrated: 11/6/2018
- Phantom: SAM-Twin V8.0 P1aP2a; Type: QD 000 P41 AA ; Serial: 1962
- Measurement SW: DASY52, Version 52.10 (2);

**Area Scan (101x101x1):** Interpolated grid:  $dx=1.000 \text{ mm}$ ,  $dy=1.000 \text{ mm}$

Maximum value of SAR (interpolated) = 0.0552 W/kg

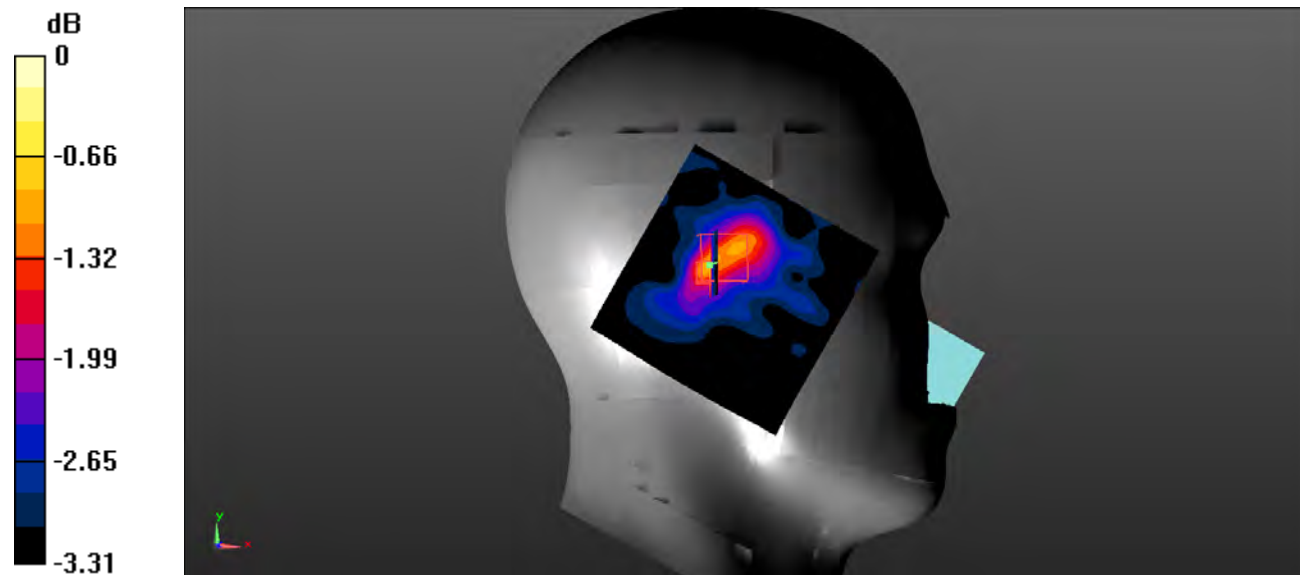
**Zoom Scan (7x7x7)/Cube 0:** Measurement grid:  $dx=5\text{mm}$ ,  $dy=5\text{mm}$ ,  $dz=5\text{mm}$

Reference Value = 5.969 V/m; Power Drift = 0.20 dB

Peak SAR (extrapolated) = 0.122 W/kg

**SAR(1 g) = 0.066 W/kg; SAR(10 g) = 0.049 W/kg** (SAR corrected for target medium)

Maximum value of SAR (measured) = 0.0678 W/kg



0 dB = 0.0678 W/kg = -11.69 dBW/kg



**Test Plot 177#: Head Left Tilt/WALN 802.11b Mid**

**DUT: Smart Phone; Type: S4005L; Serial: 19010300205;**

Communication System: UID 0, 2.4G DTS (0); Frequency: 2442 MHz;Duty Cycle: 1:1

Medium parameters used (interpolated):  $f = 2442 \text{ MHz}$ ;  $\sigma = 1.819 \text{ S/m}$ ;  $\epsilon_r = 40.261$ ;  $\rho = 1000 \text{ kg/m}^3$

Phantom section: Left Section

DASY5 Configuration:

- Probe: EX3DV4 - SN7522; ConvF(6.97, 6.97, 6.97) @ 2442 MHz;
- Sensor-Surface: 4mm (Mechanical Surface Detection)
- Electronics: DAE4 Sn1562; Calibrated: 11/6/2018
- Phantom: SAM-Twin V8.0 P1aP2a; Type: QD 000 P41 AA ; Serial: 1962
- Measurement SW: DASY52, Version 52.10 (2);

**Area Scan (101x121x1):** Interpolated grid:  $dx=1.000 \text{ mm}$ ,  $dy=1.000 \text{ mm}$

Maximum value of SAR (interpolated) = 0.0574 W/kg

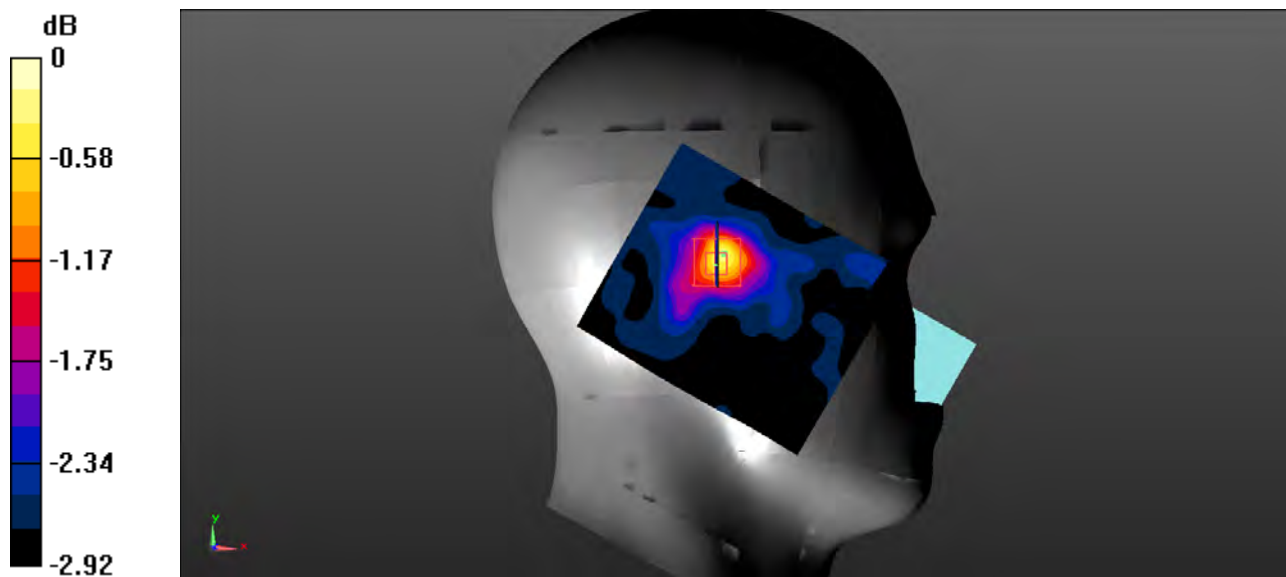
**Zoom Scan (7x7x7)/Cube 0:** Measurement grid:  $dx=5\text{mm}$ ,  $dy=5\text{mm}$ ,  $dz=5\text{mm}$

Reference Value = 5.209 V/m; Power Drift = 0.146 dB

Peak SAR (extrapolated) = 0.0940 W/kg

**SAR(1 g) = 0.059 W/kg; SAR(10 g) = 0.045 W/kg** (SAR corrected for target medium)

Maximum value of SAR (measured) = 0.0617 W/kg



0 dB = 0.0617 W/kg = -12.10 dBW/kg

**Test Plot 178#: Head Right Cheek/WLAN 802.11b Mid**

**DUT: Smart Phone; Type: S4005L; Serial: 19010300205;**

Communication System: UID 0, 2.4G DTS (0); Frequency: 2442 MHz;Duty Cycle: 1:1

Medium parameters used (interpolated):  $f = 2442$  MHz;  $\sigma = 1.819$  S/m;  $\epsilon_r = 40.261$ ;  $\rho = 1000$  kg/m<sup>3</sup>

Phantom section: Right Section

DASY5 Configuration:

- Probe: EX3DV4 - SN7522; ConvF(6.97, 6.97, 6.97) @ 2442 MHz;
- Sensor-Surface: 4mm (Mechanical Surface Detection)
- Electronics: DAE4 Sn1562; Calibrated: 11/6/2018
- Phantom: SAM-Twin V8.0 P1aP2a; Type: QD 000 P41 AA ; Serial: 1962
- Measurement SW: DASY52, Version 52.10 (2);

**Area Scan (61x81x1):** Interpolated grid: dx=1.500 mm, dy=1.500 mm

Maximum value of SAR (interpolated) = 0.0557 W/kg

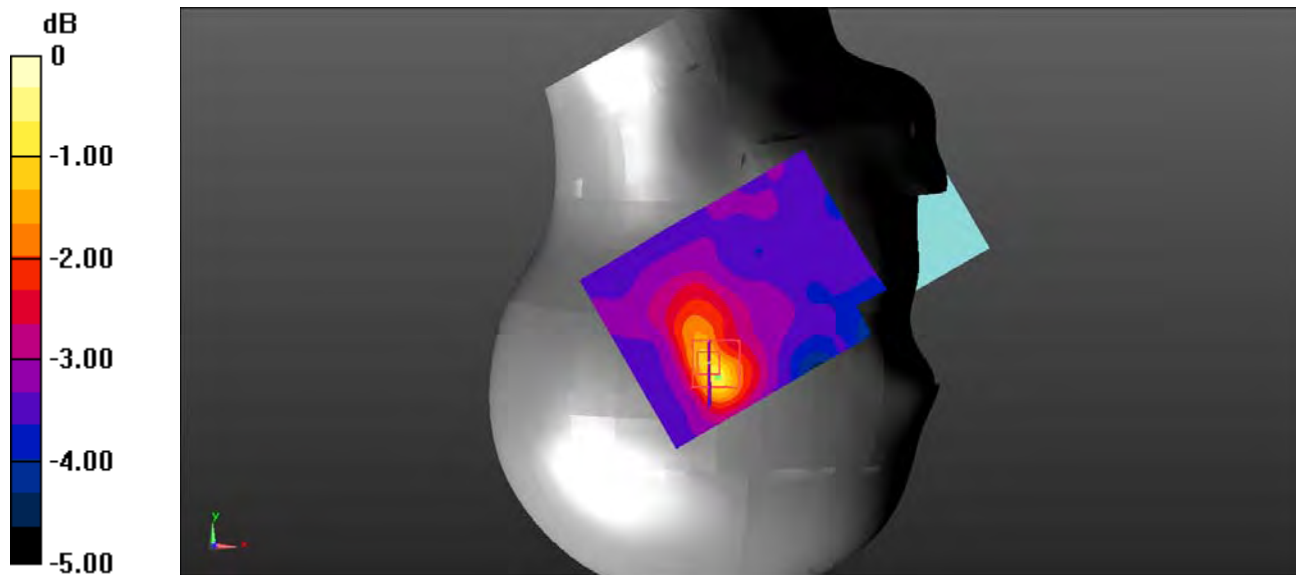
**Zoom Scan (7x7x7)/Cube 0:** Measurement grid: dx=5mm, dy=5mm, dz=5mm

Reference Value = 4.421 V/m; Power Drift = 0.063 dB

Peak SAR (extrapolated) = 0.0870 W/kg

**SAR(1 g) = 0.059 W/kg; SAR(10 g) = 0.043 W/kg** (SAR corrected for target medium)

Maximum value of SAR (measured) = 0.0662 W/kg



0 dB = 0.0662 W/kg = -11.79 dBW/kg

**Test Plot 179#: Head Right Tilt/WALN 802.11b Mid****DUT: Smart Phone; Type: S4005L; Serial: 19010300205;**

Communication System: UID 0, 2.4G DTS (0); Frequency: 2442 MHz; Duty Cycle: 1:1

Medium parameters used (interpolated):  $f = 2442$  MHz;  $\sigma = 1.819$  S/m;  $\epsilon_r = 40.261$ ;  $\rho = 1000$  kg/m<sup>3</sup>

Phantom section: Right Section

DASY5 Configuration:

- Probe: EX3DV4 - SN7522; ConvF(6.97, 6.97, 6.97) @ 2442 MHz;
- Sensor-Surface: 4mm (Mechanical Surface Detection)
- Electronics: DAE4 Sn1562; Calibrated: 11/6/2018
- Phantom: SAM-Twin V8.0 P1aP2a; Type: QD 000 P41 AA ; Serial: 1962
- Measurement SW: DASY52, Version 52.10 (2);

**Area Scan (101x121x1):** Interpolated grid: dx=1.000 mm, dy=1.000 mm

Maximum value of SAR (interpolated) = 0.0535 W/kg

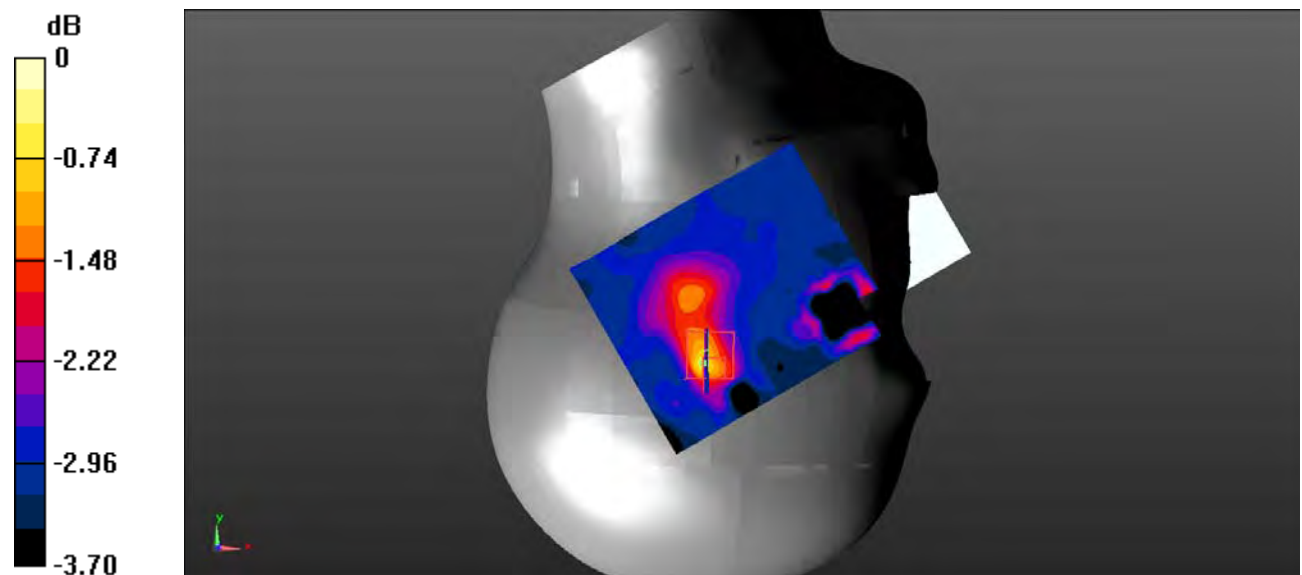
**Zoom Scan (7x7x7)/Cube 0:** Measurement grid: dx=5mm, dy=5mm, dz=5mm

Reference Value = 4.858 V/m; Power Drift = 0.036 dB

Peak SAR (extrapolated) = 0.128 W/kg

**SAR(1 g) = 0.058 W/kg; SAR(10 g) = 0.043 W/kg** (SAR corrected for target medium)

Maximum value of SAR (measured) = 0.0616 W/kg



0 dB = 0.0616 W/kg = -12.10 dBW/kg

**Test Plot 180#: Body Back/WLAN 2.4G 802.11b low**

**DUT: Smart Phone; Type: S4005L; Serial: 19010300205;**

Communication System: UID 0, 2.4G DTS (0); Frequency: 2412 MHz; Duty Cycle: 1:1

Medium parameters used (interpolated):  $f = 2412 \text{ MHz}$ ;  $\sigma = 1.915 \text{ S/m}$ ;  $\epsilon_r = 52.605$ ;  $\rho = 1000 \text{ kg/m}^3$

Phantom section: Flat Section

DASY5 Configuration:

- Probe: EX3DV4 - SN7522; ConvF(7.05, 7.05, 7.05) @ 2412 MHz;
- Sensor-Surface: 2mm (Mechanical Surface Detection)
- Electronics: DAE4 Sn1562; Calibrated: 11/6/2018
- Phantom: ELI V8.0 P1aP2a; Type: QD OVA 004 AA; Serial: 2092
- Measurement SW: DASY52, Version 52.10 (2);

**Area Scan (101x121x1):** Interpolated grid:  $dx=1.000 \text{ mm}$ ,  $dy=1.000 \text{ mm}$

Maximum value of SAR (interpolated) = 0.0403 W/kg


**Zoom Scan (8x8x12)/Cube 0:** Measurement grid:  $dx=4\text{mm}$ ,  $dy=4\text{mm}$ ,  $dz=2\text{mm}$

Reference Value = 4.211 V/m; Power Drift = 0.17 dB

Peak SAR (extrapolated) = 0.0730 W/kg

**SAR(1 g) = 0.039 W/kg; SAR(10 g) = 0.036 W/kg** (SAR corrected for target medium)

Maximum value of SAR (measured) = 0.0733 W/kg



0 dB = 0.0733 W/kg = -11.35 dBW/kg

**Test Plot 181#: Body Back/WLAN 2.4G 802.11b Mid**

**DUT: Smart Phone; Type: S4005L; Serial: 19010300205;**

Communication System: UID 0, 2.4G DTS (0); Frequency: 2442 MHz; Duty Cycle: 1:1

Medium parameters used (interpolated):  $f = 2442 \text{ MHz}$ ;  $\sigma = 1.943 \text{ S/m}$ ;  $\epsilon_r = 52.552$ ;  $\rho = 1000 \text{ kg/m}^3$

Phantom section: Flat Section

DASY5 Configuration:

- Probe: EX3DV4 - SN7522; ConvF(7.05, 7.05, 7.05) @ 2442 MHz;
- Sensor-Surface: 2mm (Mechanical Surface Detection)
- Electronics: DAE4 Sn1562; Calibrated: 11/6/2018
- Phantom: ELI V8.0 P1aP2a; Type: QD OVA 004 AA; Serial: 2092
- Measurement SW: DASY52, Version 52.10 (2);

**Area Scan (101x121x1):** Interpolated grid:  $dx=1.000 \text{ mm}$ ,  $dy=1.000 \text{ mm}$

Maximum value of SAR (interpolated) = 0.0431 W/kg

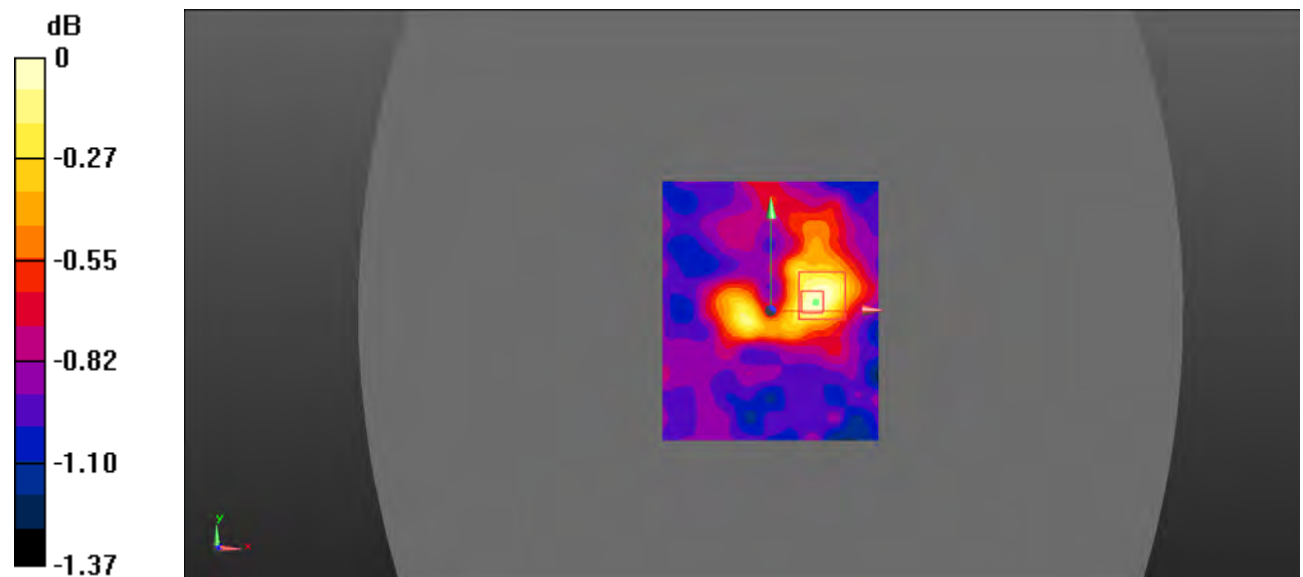
**Zoom Scan (8x8x12)/Cube 0:** Measurement grid:  $dx=4\text{mm}$ ,  $dy=4\text{mm}$ ,  $dz=2\text{mm}$

Reference Value = 4.414 V/m; Power Drift = -0.04 dB

Peak SAR (extrapolated) = 0.0460 W/kg

**SAR(1 g) = 0.040 W/kg; SAR(10 g) = 0.037 W/kg** (SAR corrected for target medium)

Maximum value of SAR (measured) = 0.0429 W/kg



0 dB = 0.0429 W/kg = -13.68 dBW/kg

**Test Plot 182#: Body Back/WLAN 2.4G 802.11b high**

**DUT: Smart Phone; Type: S4005L; Serial: 19010300205;**

Communication System: UID 0, 2.4G DTS (0); Frequency: 2472 MHz; Duty Cycle: 1:1

Medium parameters used (interpolated):  $f = 2472 \text{ MHz}$ ;  $\sigma = 1.991 \text{ S/m}$ ;  $\epsilon_r = 52.416$ ;  $\rho = 1000 \text{ kg/m}^3$

Phantom section: Flat Section

DASY5 Configuration:

- Probe: EX3DV4 - SN7522; ConvF(7.05, 7.05, 7.05) @ 2472 MHz;
- Sensor-Surface: 2mm (Mechanical Surface Detection)
- Electronics: DAE4 Sn1562; Calibrated: 11/6/2018
- Phantom: ELI V8.0 P1aP2a; Type: QD OVA 004 AA; Serial: 2092
- Measurement SW: DASY52, Version 52.10 (2);

**Area Scan (101x121x1):** Interpolated grid:  $dx=1.000 \text{ mm}$ ,  $dy=1.000 \text{ mm}$

Maximum value of SAR (interpolated) = 0.0410 W/kg


**Zoom Scan (8x8x12)/Cube 0:** Measurement grid:  $dx=4\text{mm}$ ,  $dy=4\text{mm}$ ,  $dz=2\text{mm}$

Reference Value = 4.187 V/m; Power Drift = 0.36 dB

Peak SAR (extrapolated) = 0.0420 W/kg

**SAR(1 g) = 0.039 W/kg; SAR(10 g) = 0.037 W/kg** (SAR corrected for target medium)

Maximum value of SAR (measured) = 0.0419 W/kg



0 dB = 0.0419 W/kg = -13.78 dBW/kg

**Test Plot 183#: Body Left/WLAN 2.4G 802.11b Mid**

**DUT: Smart Phone; Type: S4005L; Serial: 19010300205;**

Communication System: UID 0, 2.4G DTS (0); Frequency: 2442 MHz;Duty Cycle: 1:1

Medium parameters used (interpolated):  $f = 2442 \text{ MHz}$ ;  $\sigma = 1.943 \text{ S/m}$ ;  $\epsilon_r = 52.552$ ;  $\rho = 1000 \text{ kg/m}^3$

Phantom section: Flat Section

DASY5 Configuration:

- Probe: EX3DV4 - SN7522; ConvF(7.05, 7.05, 7.05) @ 2442 MHz;
- Sensor-Surface: 2mm (Mechanical Surface Detection)
- Electronics: DAE4 Sn1562; Calibrated: 11/6/2018
- Phantom: ELI V8.0 P1aP2a; Type: QD OVA 004 AA; Serial: 2092
- Measurement SW: DASY52, Version 52.10 (2);

**Area Scan (101x121x1):** Interpolated grid:  $dx=1.000 \text{ mm}$ ,  $dy=1.000 \text{ mm}$

Maximum value of SAR (interpolated) = 0.0357 W/kg

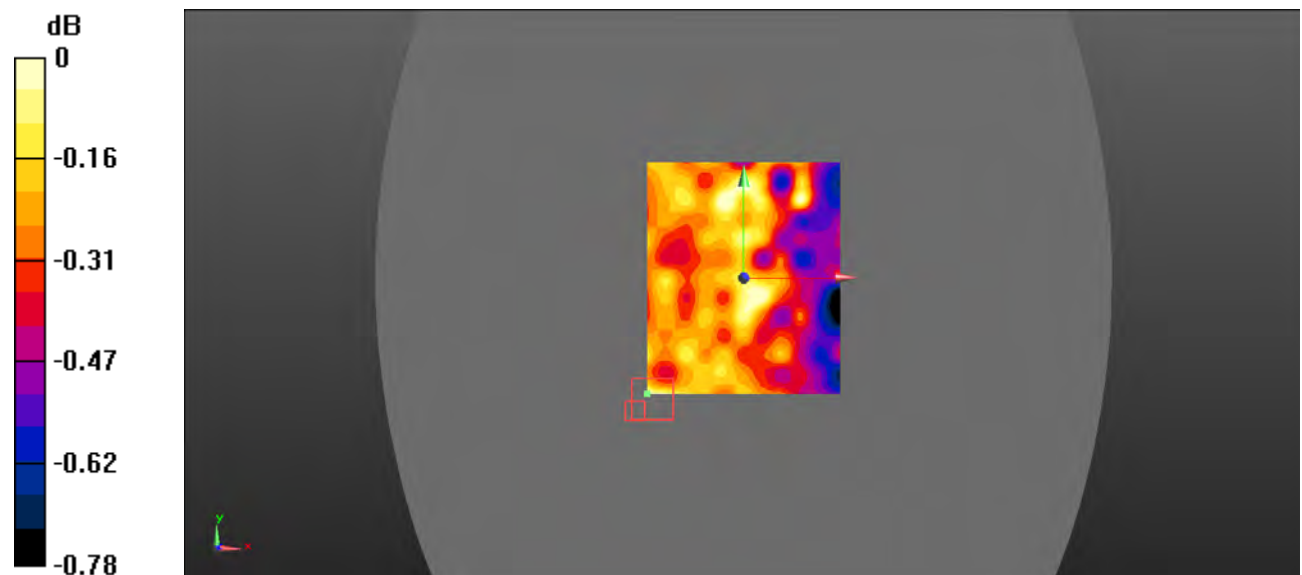
**Zoom Scan (8x8x12)/Cube 0:** Measurement grid:  $dx=4\text{mm}$ ,  $dy=4\text{mm}$ ,  $dz=2\text{mm}$

Reference Value = 4.016 V/m; Power Drift = 0.17 dB

Peak SAR (extrapolated) = 0.0350 W/kg

**SAR(1 g) = 0.033 W/kg; SAR(10 g) = 0.033 W/kg** (SAR corrected for target medium)

Maximum value of SAR (measured) = 0.0353 W/kg



0 dB = 0.0353 W/kg = -14.52 dBW/kg

**Test Plot 184#: Body Top/WLAN 2.4G 802.11b Mid**

**DUT: Smart Phone; Type: S4005L; Serial: 19010300205;**

Communication System: UID 0, 2.4G DTS (0); Frequency: 2442 MHz;Duty Cycle: 1:1

Medium parameters used (interpolated):  $f = 2442$  MHz;  $\sigma = 1.943$  S/m;  $\epsilon_r = 52.552$ ;  $\rho = 1000$  kg/m<sup>3</sup>

Phantom section: Flat Section

DASY5 Configuration:

- Probe: EX3DV4 - SN7522; ConvF(7.05, 7.05, 7.05) @ 2442 MHz;
- Sensor-Surface: 2mm (Mechanical Surface Detection)
- Electronics: DAE4 Sn1562; Calibrated: 11/6/2018
- Phantom: ELI V8.0 P1aP2a; Type: QD OVA 004 AA; Serial: 2092
- Measurement SW: DASY52, Version 52.10 (2);

**Area Scan (101x121x1):** Interpolated grid: dx=1.000 mm, dy=1.000 mm

Maximum value of SAR (interpolated) = 0.0398 W/kg


**Zoom Scan (8x8x12)/Cube 0:** Measurement grid: dx=4mm, dy=4mm, dz=2mm

Reference Value = 4.088 V/m; Power Drift = 0.21 dB

Peak SAR (extrapolated) = 0.0420 W/kg

**SAR(1 g) = 0.038 W/kg; SAR(10 g) = 0.035 W/kg** (SAR corrected for target medium)

Maximum value of SAR (measured) = 0.0391 W/kg



0 dB = 0.0391 W/kg = -14.08 dBW/kg



**Test Plot 185#: Head Left Cheek/WLAN 5.2G 802.11 ac40 Low****DUT: Smart Phone; Type: S4005L; Serial: 19010300205;**

Communication System: UID 0, 5.2G WiFi (0); Frequency: 5190 MHz; Duty Cycle: 1:1

Medium parameters used (interpolated):  $f = 5190$  MHz;  $\sigma = 4.671$  S/m;  $\epsilon_r = 36.711$ ;  $\rho = 1000$  kg/m<sup>3</sup>

Phantom section: Left Section

DASY5 Configuration:

- Probe: EX3DV4 - SN7522; ConvF(5.05, 5.05, 5.05) @ 5190 MHz;
- Sensor-Surface: 2mm (Mechanical Surface Detection)
- Electronics: DAE4 Sn1562; Calibrated: 11/6/2018
- Phantom: SAM-Twin V8.0 P1aP2a; Type: QD 000 P41 AA ; Serial: 1962
- Measurement SW: DASY52, Version 52.10 (2);

**Area Scan (61x81x1):** Interpolated grid: dx=1.500 mm, dy=1.500 mm

Maximum value of SAR (interpolated) = 0.153 W/kg


**Zoom Scan (8x8x12)/Cube 0:** Measurement grid: dx=4mm, dy=4mm, dz=2mm

Reference Value = 4.725 V/m; Power Drift = 0.05 dB

Peak SAR (extrapolated) = 0.137 W/kg

**SAR(1 g) = 0.113 W/kg; SAR(10 g) = 0.106 W/kg** (SAR corrected for target medium)

Maximum value of SAR (measured) = 0.126 W/kg



0 dB = 0.126 W/kg = -9.00 dBW/kg

**Test Plot 186#: Head Left Tilt/WLAN 5.2G 802.11 ac40 Low**

**DUT: Smart Phone; Type: S4005L; Serial: 19010300205;**

Communication System: UID 0, 5.2G WiFi (0); Frequency: 5190 MHz;Duty Cycle: 1:1

Medium parameters used (interpolated):  $f = 5190 \text{ MHz}$ ;  $\sigma = 4.671 \text{ S/m}$ ;  $\epsilon_r = 36.711$ ;  $\rho = 1000 \text{ kg/m}^3$

Phantom section: Left Section

DASY5 Configuration:

- Probe: EX3DV4 - SN7522; ConvF(5.05, 5.05, 5.05) @ 5190 MHz;
- Sensor-Surface: 2mm (Mechanical Surface Detection)
- Electronics: DAE4 Sn1562; Calibrated: 11/6/2018
- Phantom: SAM-Twin V8.0 P1aP2a; Type: QD 000 P41 AA ; Serial: 1962
- Measurement SW: DASY52, Version 52.10 (2);

**Area Scan (61x81x1):** Interpolated grid:  $dx=1.500 \text{ mm}$ ,  $dy=1.500 \text{ mm}$

Maximum value of SAR (interpolated) = 0.141 W/kg

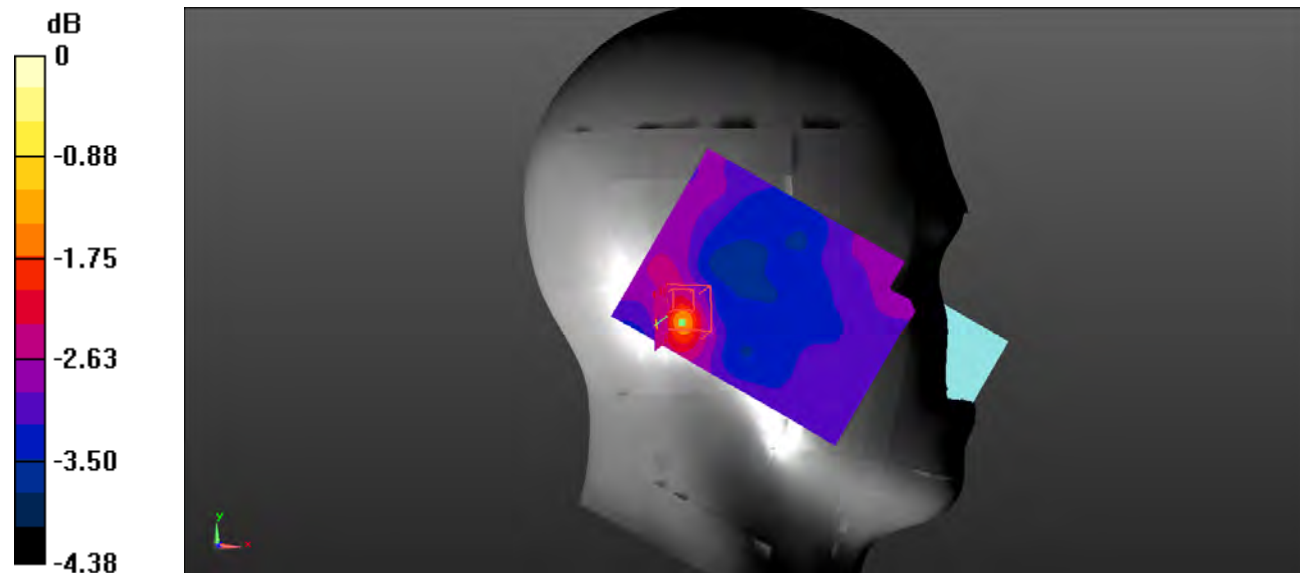
**Zoom Scan (8x8x12)/Cube 0:** Measurement grid:  $dx=4\text{mm}$ ,  $dy=4\text{mm}$ ,  $dz=2\text{mm}$

Reference Value = 4.592 V/m; Power Drift = 0.189 dB

Peak SAR (extrapolated) = 0.194 W/kg

**SAR(1 g) = 0.121 W/kg; SAR(10 g) = 0.111 W/kg** (SAR corrected for target medium)

Maximum value of SAR (measured) = 0.194 W/kg



0 dB = 0.194 W/kg = -7.12 dBW/kg

**Test Plot 187#: Head Right Cheek/WLAN 5.2G 802.11 ac40 Low****DUT: Smart Phone; Type: S4005L; Serial: 19010300205;**

Communication System: UID 0, 5.2G WiFi (0); Frequency: 5190 MHz; Duty Cycle: 1:1

Medium parameters used (interpolated):  $f = 5190$  MHz;  $\sigma = 4.671$  S/m;  $\epsilon_r = 36.711$ ;  $\rho = 1000$  kg/m<sup>3</sup>

Phantom section: Right Section

DASY5 Configuration:

- Probe: EX3DV4 - SN7522; ConvF(5.05, 5.05, 5.05) @ 5190 MHz;
- Sensor-Surface: 2mm (Mechanical Surface Detection)
- Electronics: DAE4 Sn1562; Calibrated: 11/6/2018
- Phantom: SAM-Twin V8.0 P1aP2a; Type: QD 000 P41 AA ; Serial: 1962
- Measurement SW: DASY52, Version 52.10 (2);

**Area Scan (101x121x1):** Interpolated grid: dx=1.000 mm, dy=1.000 mm

Maximum value of SAR (interpolated) = 0.204 W/kg

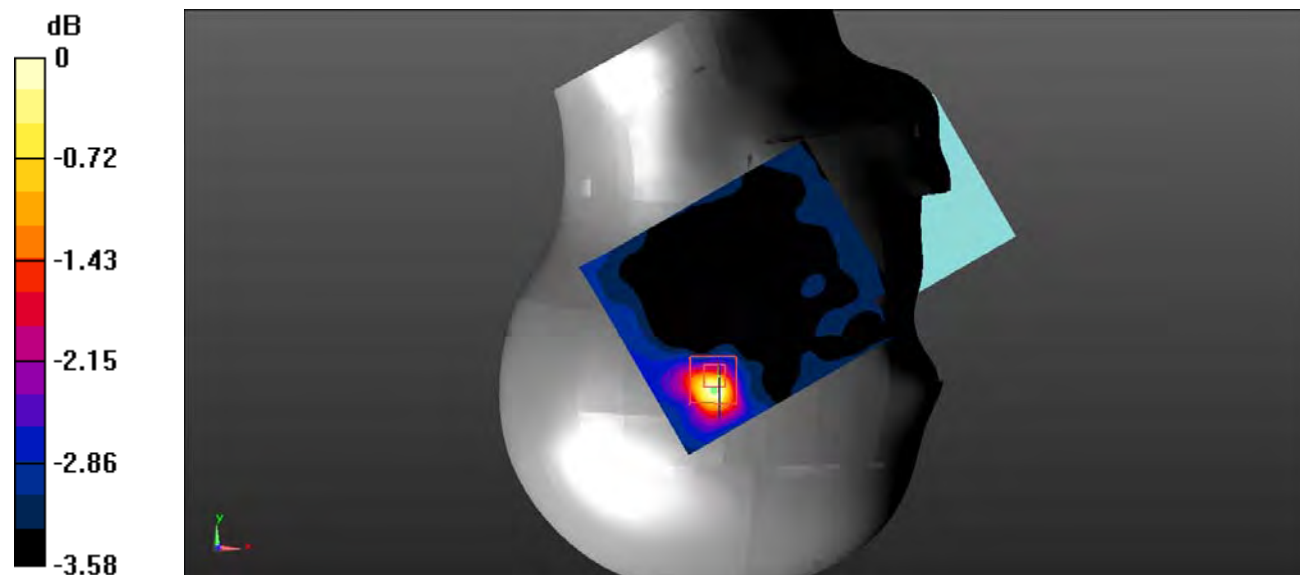
**Zoom Scan (8x8x12)/Cube 0:** Measurement grid: dx=4mm, dy=4mm, dz=2mm

Reference Value = 4.482 V/m; Power Drift = 0.100 dB

Peak SAR (extrapolated) = 0.400 W/kg

**SAR(1 g) = 0.154 W/kg; SAR(10 g) = 0.117 W/kg** (SAR corrected for target medium)

Maximum value of SAR (measured) = 0.202 W/kg



0 dB = 0.202 W/kg = -6.95 dBW/kg

**Test Plot 188#: Head Right Cheek/WLAN 5.2G 802.11 ac40 High**

**DUT: Smart Phone; Type: S4005L; Serial: 19010300205;**

Communication System: UID 0, 5.2G WiFi (0); Frequency: 5230 MHz;Duty Cycle: 1:1

Medium parameters used (interpolated):  $f = 5230$  MHz;  $\sigma = 4.723$  S/m;  $\epsilon_r = 36.122$ ;  $\rho = 1000$  kg/m<sup>3</sup>

Phantom section: Right Section

DASY5 Configuration:

- Probe: EX3DV4 - SN7522; ConvF(5.05, 5.05, 5.05) @ 5230 MHz;
- Sensor-Surface: 2mm (Mechanical Surface Detection)
- Electronics: DAE4 Sn1562; Calibrated: 11/6/2018
- Phantom: SAM-Twin V8.0 P1aP2a; Type: QD 000 P41 AA ; Serial: 1962
- Measurement SW: DASY52, Version 52.10 (2);

**Area Scan (101x121x1):** Interpolated grid: dx=1.000 mm, dy=1.000 mm

Maximum value of SAR (interpolated) = 0.188 W/kg

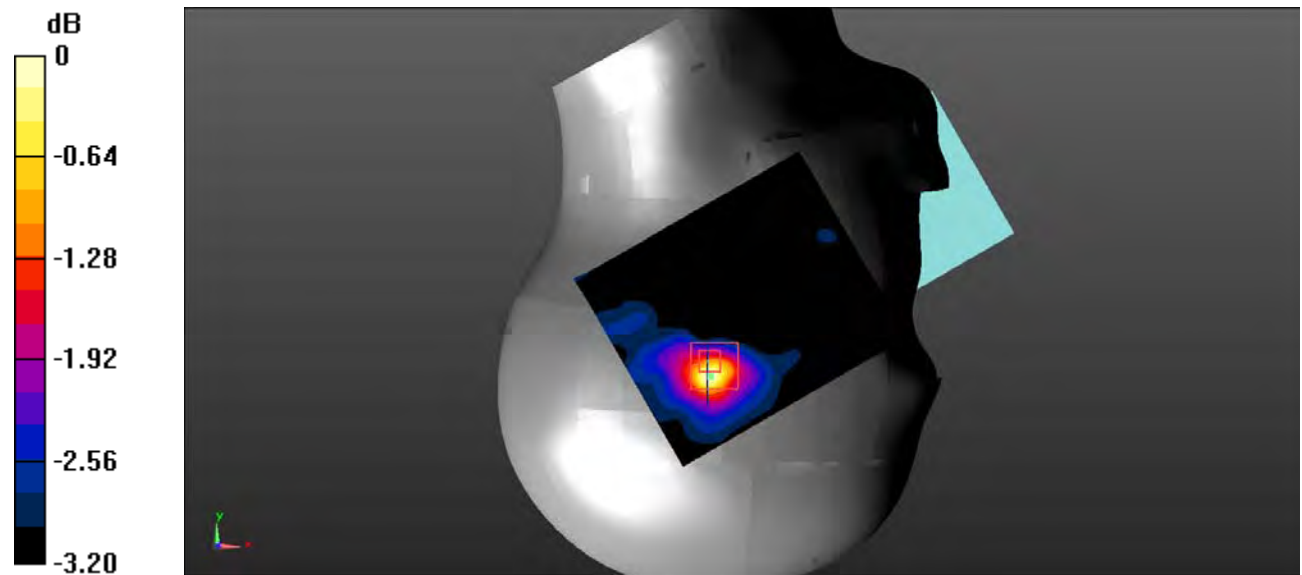
**Zoom Scan (8x8x12)/Cube 0:** Measurement grid: dx=4mm, dy=4mm, dz=2mm

Reference Value = 4.703 V/m; Power Drift = 0.170 dB

Peak SAR (extrapolated) = 0.430 W/kg

**SAR(1 g) = 0.148 W/kg; SAR(10 g) = 0.112 W/kg** (SAR corrected for target medium)

Maximum value of SAR (measured) = 0.190 W/kg



0 dB = 0.190 W/kg = -7.21 dBW/kg

**Test Plot 189#: Head Right Tilt/WLAN 5.2G 802.11 ac40 Low**

**DUT: Smart Phone; Type: S4005L; Serial: 19010300205;**

Communication System: UID 0, 5.2G WiFi (0); Frequency: 5190 MHz;Duty Cycle: 1:1

Medium parameters used (interpolated):  $f = 5190 \text{ MHz}$ ;  $\sigma = 4.671 \text{ S/m}$ ;  $\epsilon_r = 36.711$ ;  $\rho = 1000 \text{ kg/m}^3$

Phantom section: Right Section

DASY5 Configuration:

- Probe: EX3DV4 - SN7522; ConvF(5.05, 5.05, 5.05) @ 5190 MHz;
- Sensor-Surface: 2mm (Mechanical Surface Detection)
- Electronics: DAE4 Sn1562; Calibrated: 11/6/2018
- Phantom: SAM-Twin V8.0 P1aP2a; Type: QD 000 P41 AA ; Serial: 1962
- Measurement SW: DASY52, Version 52.10 (2);

**Area Scan (61x81x1):** Interpolated grid:  $dx=1.500 \text{ mm}$ ,  $dy=1.500 \text{ mm}$

Maximum value of SAR (interpolated) = 0.191 W/kg

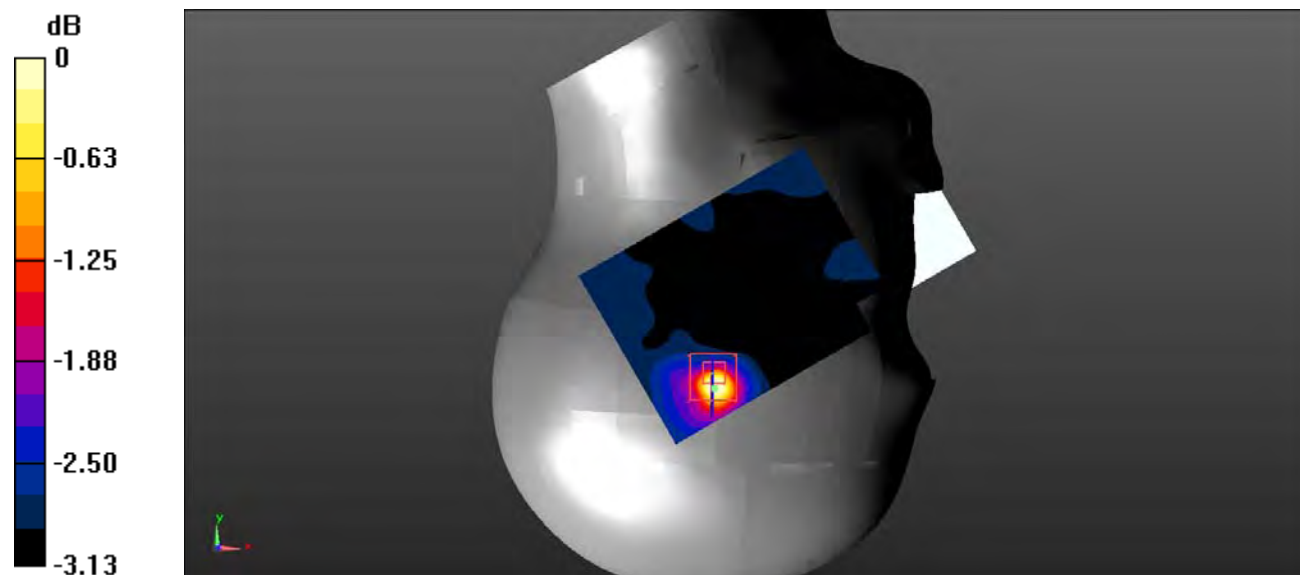
**Zoom Scan (8x8x12)/Cube 0:** Measurement grid:  $dx=4\text{mm}$ ,  $dy=4\text{mm}$ ,  $dz=2\text{mm}$

Reference Value = 4.606 V/m; Power Drift = 0.061 dB

Peak SAR (extrapolated) = 0.305 W/kg

**SAR(1 g) = 0.140 W/kg; SAR(10 g) = 0.112 W/kg** (SAR corrected for target medium)

Maximum value of SAR (measured) = 0.177 W/kg



0 dB = 0.177 W/kg = -7.52 dBW/kg

**Test Plot 190#: Body Back/WLAN 5.2G 802.11 ac40 Low**

**DUT: Smart Phone; Type: S4005L; Serial: 19010300205;**

Communication System: UID 0, 5.2G WiFi (0); Frequency: 5190 MHz; Duty Cycle: 1:1

Medium parameters used (interpolated):  $f = 5190 \text{ MHz}$ ;  $\sigma = 5.412 \text{ S/m}$ ;  $\epsilon_r = 49.335$ ;  $\rho = 1000 \text{ kg/m}^3$

Phantom section: Flat Section

DASY5 Configuration:

- Probe: EX3DV4 - SN7522; ConvF(4.77, 4.77, 4.77) @ 5190 MHz;
- Sensor-Surface: 2mm (Mechanical Surface Detection)
- Electronics: DAE4 Sn1562; Calibrated: 11/6/2018
- Phantom: ELI V8.0 P1aP2a; Type: QD OVA 004 AA; Serial: 2092
- Measurement SW: DASY52, Version 52.10 (2);

**Area Scan (101x121x1):** Interpolated grid:  $dx=1.000 \text{ mm}$ ,  $dy=1.000 \text{ mm}$

Maximum value of SAR (interpolated) = 0.136 W/kg


**Zoom Scan (8x8x12)/Cube 0:** Measurement grid:  $dx=4\text{mm}$ ,  $dy=4\text{mm}$ ,  $dz=2\text{mm}$

Reference Value = 4.902 V/m; Power Drift = 0.00 dB

Peak SAR (extrapolated) = 0.134 W/kg

**SAR(1 g) = 0.126 W/kg; SAR(10 g) = 0.123 W/kg** (SAR corrected for target medium)

Maximum value of SAR (measured) = 0.134 W/kg



0 dB = 0.134 W/kg = -8.73 dBW/kg

**Test Plot 191#: Body Back/WLAN 5.2G 802.11 ac40 High**

**DUT: Smart Phone; Type: S4005L; Serial: 19010300205;**

Communication System: UID 0, 5.2G WiFi (0); Frequency: 5230 MHz;Duty Cycle: 1:1  
 Medium parameters used:  $f = 5230 \text{ MHz}$ ;  $\sigma = 5.467 \text{ S/m}$ ;  $\epsilon_r = 49.187$ ;  $\rho = 1000 \text{ kg/m}^3$   
 Phantom section: Flat Section


DASY5 Configuration:

- Probe: EX3DV4 - SN7522; ConvF(4.77, 4.77, 4.77) @ 5230 MHz;
- Sensor-Surface: 2mm (Mechanical Surface Detection)
- Electronics: DAE4 Sn1562; Calibrated: 11/6/2018
- Phantom: ELI V8.0 P1aP2a; Type: QD OVA 004 AA; Serial: 2092
- Measurement SW: DASY52, Version 52.10 (2);

**Area Scan (101x121x1):** Interpolated grid:  $dx=1.000 \text{ mm}$ ,  $dy=1.000 \text{ mm}$   
 Maximum value of SAR (interpolated) = 0.120 W/kg

**Zoom Scan (8x8x12)/Cube 0:** Measurement grid:  $dx=4\text{mm}$ ,  $dy=4\text{mm}$ ,  $dz=2\text{mm}$   
 Reference Value = 4.714 V/m; Power Drift = 0.045 dB  
 Peak SAR (extrapolated) = 0.136 W/kg

**SAR(1 g) = 0.127 W/kg; SAR(10 g) = 0.125 W/kg** (SAR corrected for target medium)  
 Maximum value of SAR (measured) = 0.135 W/kg



0 dB = 0.135 W/kg = -8.70 dBW/kg

**Test Plot 192#: Body Left/WLAN 5.2G 802.11 ac40 Low**

**DUT: Smart Phone; Type: S4005L; Serial: 19010300205;**

Communication System: UID 0, 5.2G WiFi (0); Frequency: 5190 MHz;Duty Cycle: 1:1

Medium parameters used (interpolated):  $f = 5190 \text{ MHz}$ ;  $\sigma = 5.412 \text{ S/m}$ ;  $\epsilon_r = 49.335$ ;  $\rho = 1000 \text{ kg/m}^3$

Phantom section: Flat Section

DASY5 Configuration:

- Probe: EX3DV4 - SN7522; ConvF(4.77, 4.77, 4.77) @ 5190 MHz;
- Sensor-Surface: 2mm (Mechanical Surface Detection)
- Electronics: DAE4 Sn1562; Calibrated: 11/6/2018
- Phantom: ELI V8.0 P1aP2a; Type: QD OVA 004 AA; Serial: 2092
- Measurement SW: DASY52, Version 52.10 (2);

**Area Scan (101x121x1):** Interpolated grid:  $dx=1.000 \text{ mm}$ ,  $dy=1.000 \text{ mm}$

Maximum value of SAR (interpolated) = 0.053 W/kg

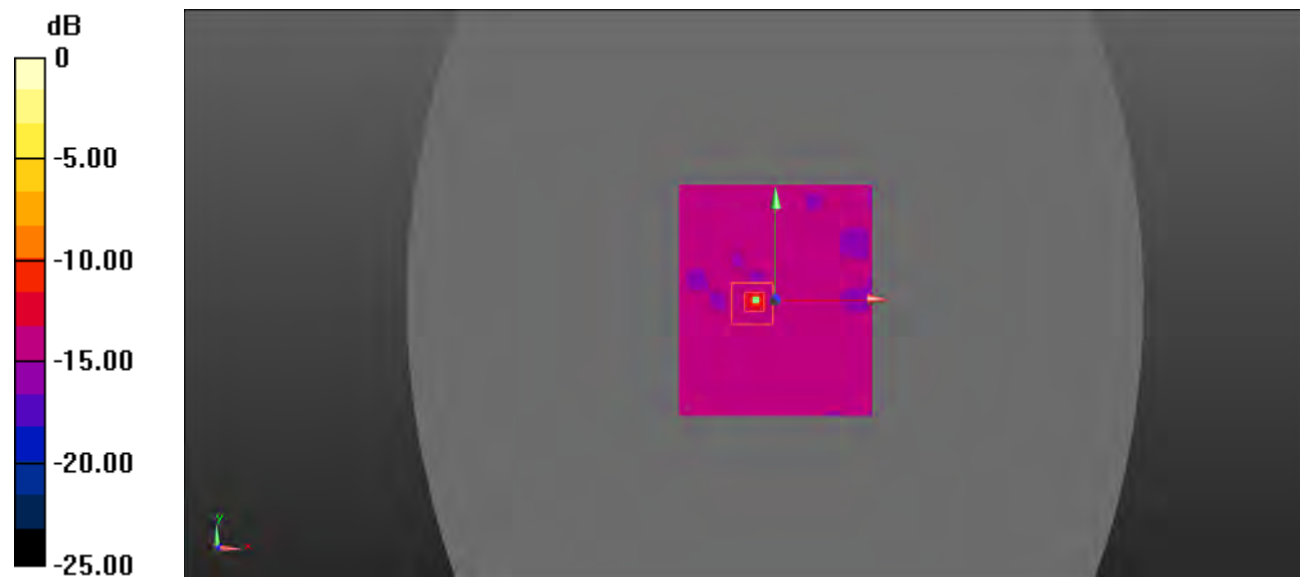
**Zoom Scan (8x8x12)/Cube 0:** Measurement grid:  $dx=4\text{mm}$ ,  $dy=4\text{mm}$ ,  $dz=2\text{mm}$

Reference Value = 4.708 V/m; Power Drift = 0.052 dB

Peak SAR (extrapolated) = 0.081 W/kg

**SAR(1 g) = 0.039 W/kg; SAR(10 g) = 0.013 W/kg** (SAR corrected for target medium)

Maximum value of SAR (measured) = 0.055 W/kg



0 dB = 0.055 W/kg = -12.60 dBW/kg



**Test Plot 193#: Body Top/WLAN 5.2G 802.11 ac40 Low**

**DUT: Smart Phone; Type: S4005L; Serial: 19010300205;**

Communication System: UID 0, 5.2G WiFi (0); Frequency: 5190 MHz;Duty Cycle: 1:1

Medium parameters used (interpolated):  $f = 5190 \text{ MHz}$ ;  $\sigma = 5.412 \text{ S/m}$ ;  $\epsilon_r = 49.335$ ;  $\rho = 1000 \text{ kg/m}^3$

Phantom section: Flat Section

DASY5 Configuration:

- Probe: EX3DV4 - SN7522; ConvF(4.77, 4.77, 4.77) @ 5190 MHz;
- Sensor-Surface: 2mm (Mechanical Surface Detection)
- Electronics: DAE4 Sn1562; Calibrated: 11/6/2018
- Phantom: ELI V8.0 P1aP2a; Type: QD OVA 004 AA; Serial: 2092
- Measurement SW: DASY52, Version 52.10 (2);

**Area Scan (101x121x1):** Interpolated grid:  $dx=1.000 \text{ mm}$ ,  $dy=1.000 \text{ mm}$

Maximum value of SAR (interpolated) = 0.175 W/kg

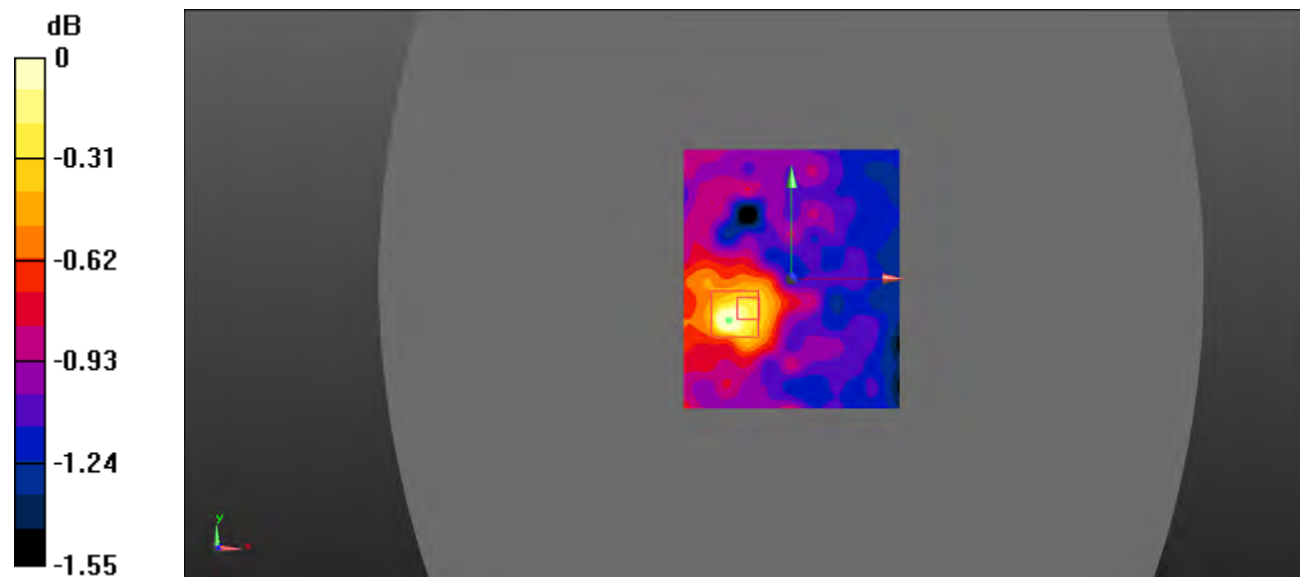
**Zoom Scan (8x8x12)/Cube 0:** Measurement grid:  $dx=4\text{mm}$ ,  $dy=4\text{mm}$ ,  $dz=2\text{mm}$

Reference Value = 4.910 V/m; Power Drift = 0.038 dB

Peak SAR (extrapolated) = 0.183 W/kg

**SAR(1 g) = 0.122 W/kg; SAR(10 g) = 0.081 W/kg** (SAR corrected for target medium)

Maximum value of SAR (measured) = 0.164 W/kg



0 dB = 0.164 W/kg = -7.85 dBW/kg

**Test Plot 194#: Head Left Cheek/WLAN 5.3G 802.11 ac40 Low**

**DUT: Smart Phone; Type: S4005L; Serial: 19010300205;**

Communication System: UID 0, 5.3G WiFi (0); Frequency: 5270 MHz;Duty Cycle: 1:1

Medium parameters used (interpolated):  $f = 5270$  MHz;  $\sigma = 4.761$  S/m;  $\epsilon_r = 36.443$ ;  $\rho = 1000$  kg/m<sup>3</sup>

Phantom section: Left Section

DASY5 Configuration:

- Probe: EX3DV4 - SN7522; ConvF(5.05, 5.05, 5.05) @ 5270 MHz;
- Sensor-Surface: 2mm (Mechanical Surface Detection)
- Electronics: DAE4 Sn1562; Calibrated: 11/6/2018
- Phantom: SAM-Twin V8.0 P1aP2a; Type: QD 000 P41 AA ; Serial: 1962
- Measurement SW: DASY52, Version 52.10 (2);

**Area Scan (101x111x1):** Interpolated grid: dx=1.000 mm, dy=1.000 mm

Maximum value of SAR (interpolated) = 0.334 W/kg


**Zoom Scan (8x8x12)/Cube 0:** Measurement grid: dx=4mm, dy=4mm, dz=2mm

Reference Value = 4.745 V/m; Power Drift = 0.045 dB

Peak SAR (extrapolated) = 0.125 W/kg

**SAR(1 g) = 0.114 W/kg; SAR(10 g) = 0.112 W/kg** (SAR corrected for target medium)

Maximum value of SAR (measured) = 0.125 W/kg



0 dB = 0.125 W/kg = -9.03 dBW/kg

**Test Plot 195#: Head Left Tilt/WLAN 5.3G 802.11 ac40 Low**

**DUT: Smart Phone; Type: S4005L; Serial: 19010300205;**

Communication System: UID 0, 5.3G WiFi (0); Frequency: 5270 MHz;Duty Cycle: 1:1

Medium parameters used (interpolated):  $f = 5270 \text{ MHz}$ ;  $\sigma = 4.761 \text{ S/m}$ ;  $\epsilon_r = 36.443$ ;  $\rho = 1000 \text{ kg/m}^3$

Phantom section: Left Section

DASY5 Configuration:

- Probe: EX3DV4 - SN7522; ConvF(5.05, 5.05, 5.05) @ 5270 MHz;
- Sensor-Surface: 2mm (Mechanical Surface Detection)
- Electronics: DAE4 Sn1562; Calibrated: 11/6/2018
- Phantom: SAM-Twin V8.0 P1aP2a; Type: QD 000 P41 AA ; Serial: 1962
- Measurement SW: DASY52, Version 52.10 (2);

**Area Scan (101x101x1):** Interpolated grid:  $dx=1.000 \text{ mm}$ ,  $dy=1.000 \text{ mm}$

Maximum value of SAR (interpolated) = 0.188 W/kg

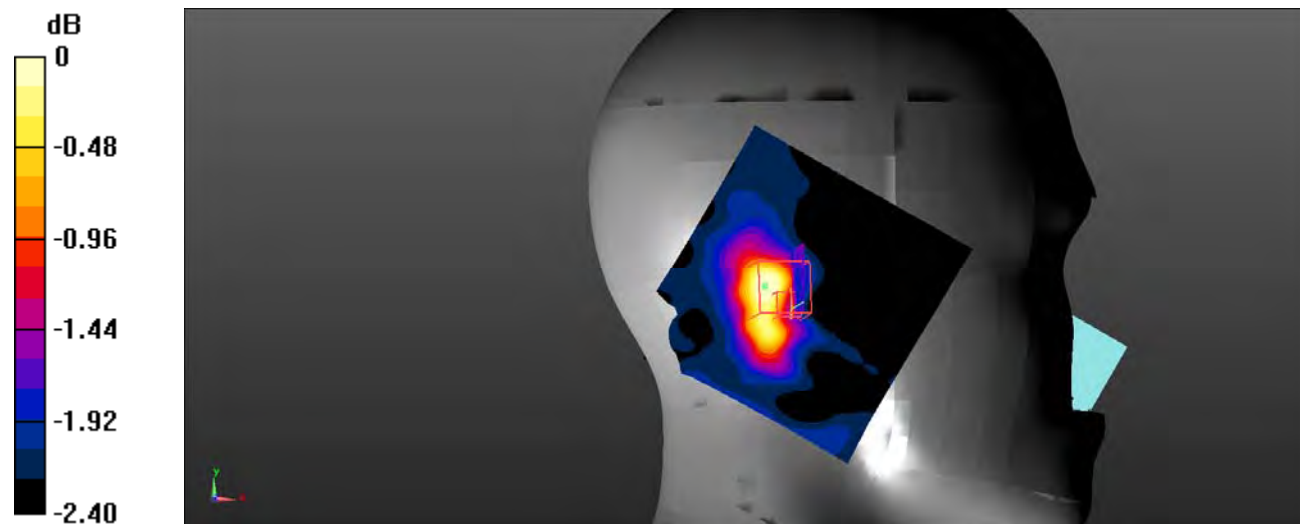
**Zoom Scan (8x8x12)/Cube 0:** Measurement grid:  $dx=4\text{mm}$ ,  $dy=4\text{mm}$ ,  $dz=2\text{mm}$

Reference Value = 4.917 V/m; Power Drift = 0.113 dB

Peak SAR (extrapolated) = 0.248 W/kg

**SAR(1 g) = 0.150 W/kg; SAR(10 g) = 0.131 W/kg** (SAR corrected for target medium)

Maximum value of SAR (measured) = 0.177 W/kg



0 dB = 0.177 W/kg = -7.52 dBW/kg

**Test Plot 196#: Head Right Cheek/WLAN 5.3G 802.11 ac40 Low**

**DUT: Smart Phone; Type: S4005L; Serial: 19010300205;**

Communication System: UID 0, 5.3G WiFi (0); Frequency: 5270 MHz;Duty Cycle: 1:1

Medium parameters used (interpolated):  $f = 5270 \text{ MHz}$ ;  $\sigma = 4.761 \text{ S/m}$ ;  $\epsilon_r = 36.443$ ;  $\rho = 1000 \text{ kg/m}^3$

Phantom section: Right Section

DASY5 Configuration:

- Probe: EX3DV4 - SN7522; ConvF(5.05, 5.05, 5.05) @ 5270 MHz;
- Sensor-Surface: 2mm (Mechanical Surface Detection)
- Electronics: DAE4 Sn1562; Calibrated: 11/6/2018
- Phantom: SAM-Twin V8.0 P1aP2a; Type: QD 000 P41 AA ; Serial: 1962
- Measurement SW: DASY52, Version 52.10 (2);

**Area Scan (101x111x1):** Interpolated grid:  $dx=1.000 \text{ mm}$ ,  $dy=1.000 \text{ mm}$

Maximum value of SAR (interpolated) = 0.295 W/kg

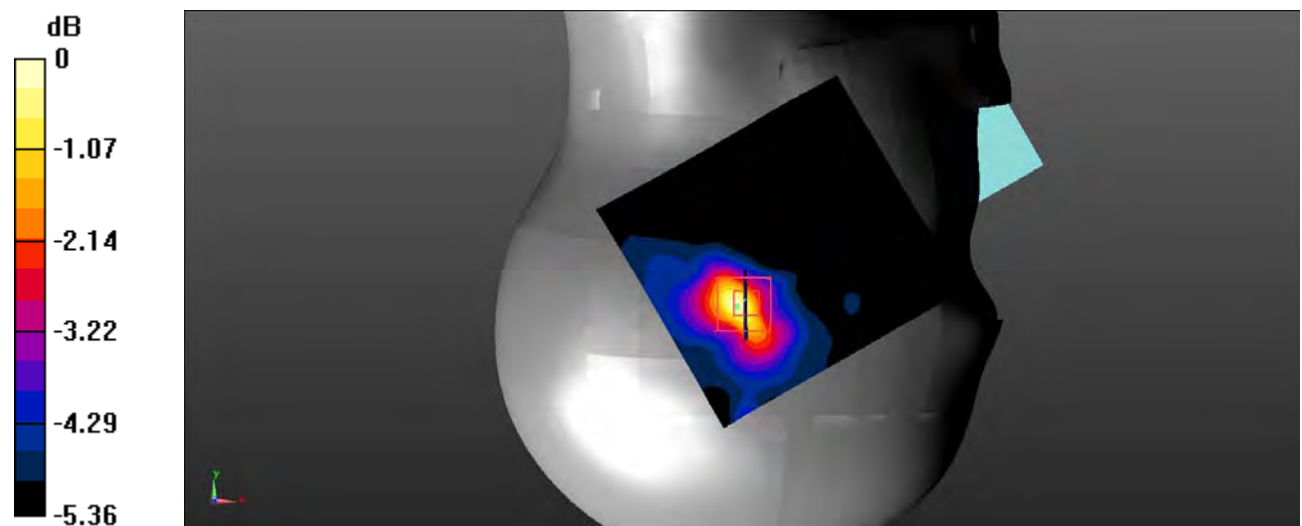
**Zoom Scan (8x8x12)/Cube 0:** Measurement grid:  $dx=4\text{mm}$ ,  $dy=4\text{mm}$ ,  $dz=2\text{mm}$

Reference Value = 4.846 V/m; Power Drift = 0.086 dB

Peak SAR (extrapolated) = 1.36 W/kg

**SAR(1 g) = 0.209 W/kg; SAR(10 g) = 0.135 W/kg** (SAR corrected for target medium)

Maximum value of SAR (measured) = 0.310 W/kg



0 dB = 0.310 W/kg = -5.09 dBW/kg

**Test Plot 197#: Head Right Tilt/WLAN 5.3G 802.11 ac40 Low**

**DUT: Smart Phone; Type: S4005L; Serial: 19010300205;**

Communication System: UID 0, 5.3G WiFi (0); Frequency: 5270 MHz;Duty Cycle: 1:1

Medium parameters used (interpolated):  $f = 5270$  MHz;  $\sigma = 4.761$  S/m;  $\epsilon_r = 36.443$ ;  $\rho = 1000$  kg/m<sup>3</sup>

Phantom section: Right Section

DASY5 Configuration:

- Probe: EX3DV4 - SN7522; ConvF(5.05, 5.05, 5.05) @ 5270 MHz;
- Sensor-Surface: 2mm (Mechanical Surface Detection)
- Electronics: DAE4 Sn1562; Calibrated: 11/6/2018
- Phantom: SAM-Twin V8.0 P1aP2a; Type: QD 000 P41 AA ; Serial: 1962
- Measurement SW: DASY52, Version 52.10 (2);

**Area Scan (101x91x1):** Interpolated grid: dx=1.000 mm, dy=1.000 mm

Maximum value of SAR (interpolated) = 0.330 W/kg


**Zoom Scan (8x8x12)/Cube 0:** Measurement grid: dx=4mm, dy=4mm, dz=2mm

Reference Value = 4.480 V/m; Power Drift = 0.093 dB

Peak SAR (extrapolated) = 0.615 W/kg

**SAR(1 g) = 0.231 W/kg; SAR(10 g) = 0.144 W/kg** (SAR corrected for target medium)

Maximum value of SAR (measured) = 0.514 W/kg



0 dB = 0.514 W/kg = -2.89 dBW/kg

**Test Plot 198#: Head Right Tilt/WLAN 5.3G 802.11 ac40 High**

**DUT: Smart Phone; Type: S4005L; Serial: 19010300205;**

Communication System: UID 0, 5.3G WiFi (0); Frequency: 5310 MHz;Duty Cycle: 1:1

Medium parameters used (interpolated):  $f = 5310 \text{ MHz}$ ;  $\sigma = 4.813 \text{ S/m}$ ;  $\epsilon_r = 36.272$ ;  $\rho = 1000 \text{ kg/m}^3$

Phantom section: Right Section

DASY5 Configuration:

- Probe: EX3DV4 - SN7522; ConvF(5.05, 5.05, 5.05) @ 5310 MHz;
- Sensor-Surface: 2mm (Mechanical Surface Detection)
- Electronics: DAE4 Sn1562; Calibrated: 11/6/2018
- Phantom: SAM-Twin V8.0 P1aP2a; Type: QD 000 P41 AA ; Serial: 1962
- Measurement SW: DASY52, Version 52.10 (2);

**Area Scan (121x91x1):** Interpolated grid:  $dx=1.000 \text{ mm}$ ,  $dy=1.000 \text{ mm}$

Maximum value of SAR (interpolated) = 0.235 W/kg


**Zoom Scan (8x8x12)/Cube 0:** Measurement grid:  $dx=4\text{mm}$ ,  $dy=4\text{mm}$ ,  $dz=2\text{mm}$

Reference Value = 4.637 V/m; Power Drift = 0.049 dB

Peak SAR (extrapolated) = 0.482 W/kg

**SAR(1 g) = 0.167 W/kg; SAR(10 g) = 0.126 W/kg** (SAR corrected for target medium)

Maximum value of SAR (measured) = 0.233 W/kg



0 dB = 0.233 W/kg = -6.33 dBW/kg

**Test Plot 199#: Body Back/WLAN 5.3G 802.11 ac40 Low**

**DUT: Smart Phone; Type: S4005L; Serial: 19010300205;**

Communication System: UID 0, 5.3G WiFi (0); Frequency: 5270 MHz;Duty Cycle: 1:1

Medium parameters used (interpolated):  $f = 5270 \text{ MHz}$ ;  $\sigma = 5.461 \text{ S/m}$ ;  $\epsilon_r = 49.316$ ;  $\rho = 1000 \text{ kg/m}^3$

Phantom section: Flat Section

DASY5 Configuration:

- Probe: EX3DV4 - SN7522; ConvF(4.77, 4.77, 4.77) @ 5270 MHz;
- Sensor-Surface: 2mm (Mechanical Surface Detection)
- Electronics: DAE4 Sn1562; Calibrated: 11/6/2018
- Phantom: ELI V8.0 P1aP2a; Type: QD OVA 004 AA; Serial: 2092
- Measurement SW: DASY52, Version 52.10 (2);

**Area Scan (101x101x1):** Interpolated grid:  $dx=1.000 \text{ mm}$ ,  $dy=1.000 \text{ mm}$

Maximum value of SAR (interpolated) = 0.190 W/kg


**Zoom Scan (8x8x12)/Cube 0:** Measurement grid:  $dx=4\text{mm}$ ,  $dy=4\text{mm}$ ,  $dz=2\text{mm}$

Reference Value = 4.644 V/m; Power Drift = 0.24 dB

Peak SAR (extrapolated) = 0.244 W/kg

**SAR(1 g) = 0.140 W/kg; SAR(10 g) = 0.123 W/kg** (SAR corrected for target medium)

Maximum value of SAR (measured) = 0.179 W/kg



0 dB = 0.179 W/kg = -7.47 dBW/kg

**Test Plot 200#: Body Left/WLAN 5.3G 802.11 ac40 Low****DUT: Smart Phone; Type: S4005L; Serial: 19010300205;**

Communication System: UID 0, 5.3G WiFi (0); Frequency: 5270 MHz; Duty Cycle: 1:1

Medium parameters used (interpolated):  $f = 5270$  MHz;  $\sigma = 5.461$  S/m;  $\epsilon_r = 49.316$ ;  $\rho = 1000$  kg/m<sup>3</sup>

Phantom section: Flat Section

DASY5 Configuration:

- Probe: EX3DV4 - SN7522; ConvF(4.77, 4.77, 4.77) @ 5270 MHz;
- Sensor-Surface: 2mm (Mechanical Surface Detection)
- Electronics: DAE4 Sn1562; Calibrated: 11/6/2018
- Phantom: ELI V8.0 P1aP2a; Type: QD OVA 004 AA; Serial: 2092
- Measurement SW: DASY52, Version 52.10 (2);

**Area Scan (101x101x1):** Interpolated grid: dx=1.000 mm, dy=1.000 mm

Maximum value of SAR (interpolated) = 0.215 W/kg


**Zoom Scan (8x8x12)/Cube 0:** Measurement grid: dx=4mm, dy=4mm, dz=2mm

Reference Value = 4.730 V/m; Power Drift = 0.09 dB

Peak SAR (extrapolated) = 0.353 W/kg

**SAR(1 g) = 0.162 W/kg; SAR(10 g) = 0.130 W/kg** (SAR corrected for target medium)

Maximum value of SAR (measured) = 0.202 W/kg



0 dB = 0.202 W/kg = -6.95 dBW/kg



**Test Plot 201#: Body Left/WLAN 5.3G 802.11 ac40 High**

**DUT: Smart Phone; Type: S4005L; Serial: 19010300205;**

Communication System: UID 0, 5.3G WiFi (0); Frequency: 5310 MHz; Duty Cycle: 1:1

Medium parameters used (interpolated):  $f = 5310 \text{ MHz}$ ;  $\sigma = 5.484 \text{ S/m}$ ;  $\epsilon_r = 49.187$ ;  $\rho = 1000 \text{ kg/m}^3$

Phantom section: Flat Section

DASY5 Configuration:

- Probe: EX3DV4 - SN7522; ConvF(4.77, 4.77, 4.77) @ 5310 MHz;
- Sensor-Surface: 2mm (Mechanical Surface Detection)
- Electronics: DAE4 Sn1562; Calibrated: 11/6/2018
- Phantom: ELI V8.0 P1aP2a; Type: QD OVA 004 AA; Serial: 2092
- Measurement SW: DASY52, Version 52.10 (2);

**Area Scan (101x101x1):** Interpolated grid:  $dx=1.000 \text{ mm}$ ,  $dy=1.000 \text{ mm}$

Maximum value of SAR (interpolated) = 0.149 W/kg

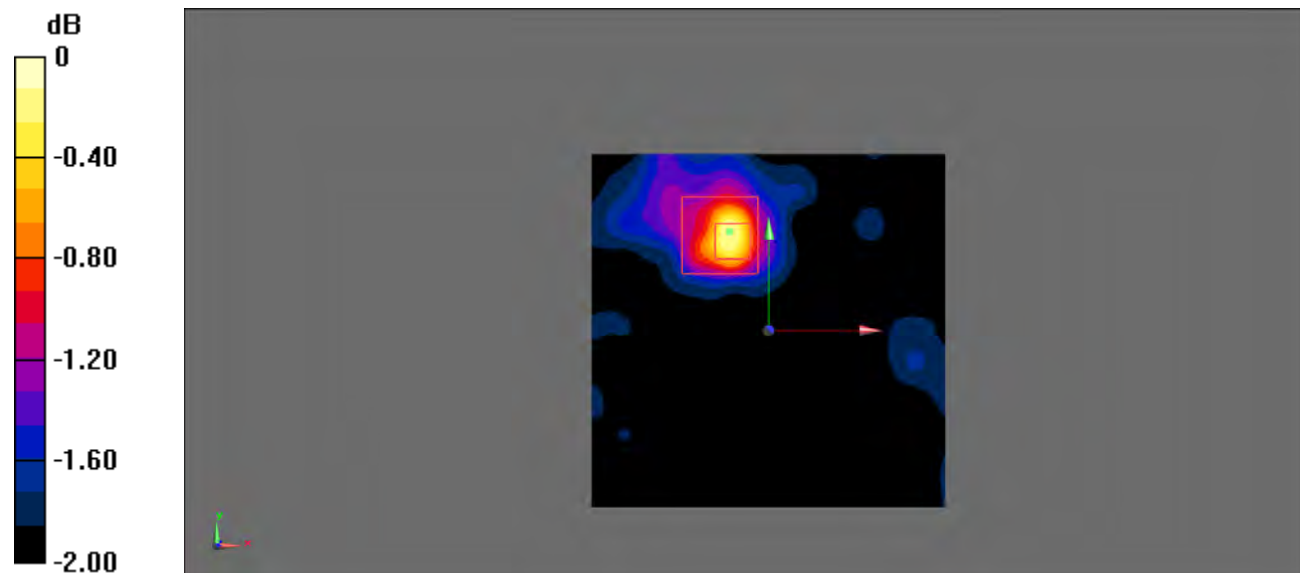
**Zoom Scan (8x8x12)/Cube 0:** Measurement grid:  $dx=4\text{mm}$ ,  $dy=4\text{mm}$ ,  $dz=2\text{mm}$

Reference Value = 4.697 V/m; Power Drift = 0.024 dB

Peak SAR (extrapolated) = 0.190 W/kg

**SAR(1 g) = 0.137 W/kg; SAR(10 g) = 0.126 W/kg** (SAR corrected for target medium)

Maximum value of SAR (measured) = 0.153 W/kg



0 dB = 0.153 W/kg = -8.15 dBW/kg

**Test Plot 202#: Body Top/WLAN 5.3G 802.11 ac40 Low**

**DUT: Smart Phone; Type: S4005L; Serial: 19010300205;**

Communication System: UID 0, 5.3G WiFi (0); Frequency: 5270 MHz;Duty Cycle: 1:1

Medium parameters used (interpolated):  $f = 5270$  MHz;  $\sigma = 5.461$  S/m;  $\epsilon_r = 49.316$ ;  $\rho = 1000$  kg/m<sup>3</sup>

Phantom section: Flat Section

DASY5 Configuration:

- Probe: EX3DV4 - SN7522; ConvF(4.77, 4.77, 4.77) @ 5270 MHz;
- Sensor-Surface: 2mm (Mechanical Surface Detection)
- Electronics: DAE4 Sn1562; Calibrated: 11/6/2018
- Phantom: ELI V8.0 P1aP2a; Type: QD OVA 004 AA; Serial: 2092
- Measurement SW: DASY52, Version 52.10 (2);

**Area Scan (101x101x1):** Interpolated grid: dx=1.000 mm, dy=1.000 mm

Maximum value of SAR (interpolated) = 0.144 W/kg

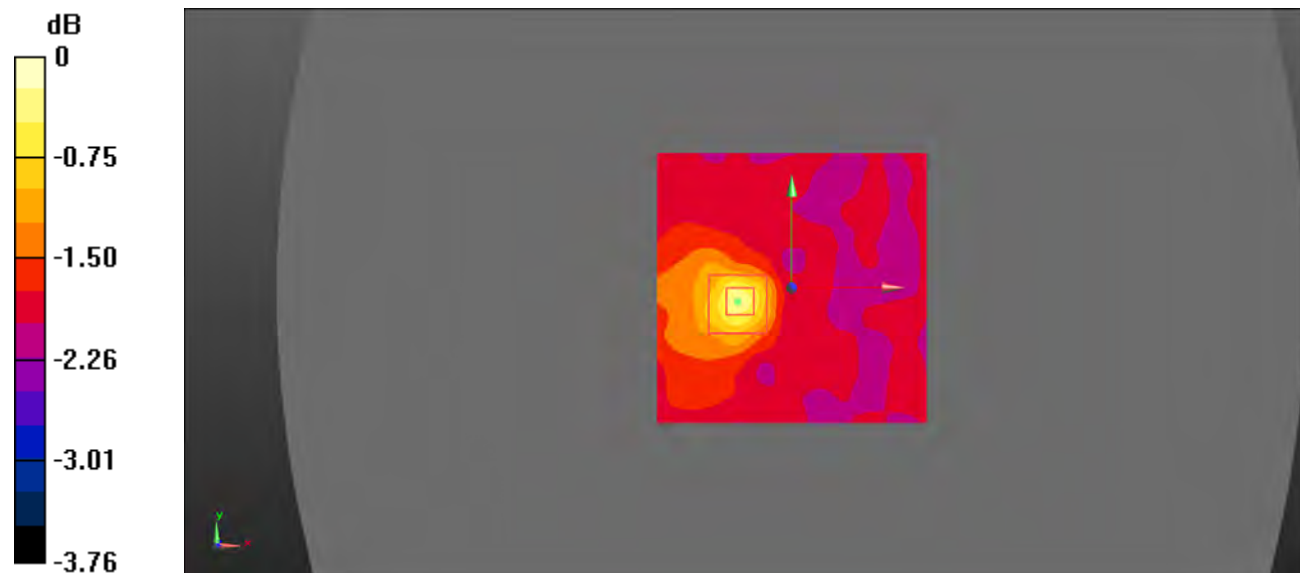
**Zoom Scan (8x8x12)/Cube 0:** Measurement grid: dx=4mm, dy=4mm, dz=2mm

Reference Value = 4.711 V/m; Power Drift = -0.05 dB

Peak SAR (extrapolated) = 0.184 W/kg

**SAR(1 g) = 0.133 W/kg; SAR(10 g) = 0.122 W/kg** (SAR corrected for target medium)

Maximum value of SAR (measured) = 0.155 W/kg



0 dB = 0.155 W/kg = -8.10 dBW/kg

**Test Plot 203#: Head Left Cheek/WLAN 5.6G 802.11 ac40 Mid****DUT: Smart Phone; Type: S4005L; Serial: 19010300205;**

Communication System: UID 0, 5.6G WiFi (0); Frequency: 5550 MHz; Duty Cycle: 1:1

Medium parameters used:  $f = 5550$  MHz;  $\sigma = 5.137$  S/m;  $\epsilon_r = 35.853$ ;  $\rho = 1000$  kg/m<sup>3</sup>

Phantom section: Left Section

DASY5 Configuration:

- Probe: EX3DV4 - SN7522; ConvF(4.48, 4.48, 4.48) @ 5550 MHz;
- Sensor-Surface: 2mm (Mechanical Surface Detection)
- Electronics: DAE4 Sn1562; Calibrated: 11/6/2018
- Phantom: SAM-Twin V8.0 P1aP2a; Type: QD 000 P41 AA ; Serial: 1962
- Measurement SW: DASY52, Version 52.10 (2);

**Area Scan (101x91x1):** Interpolated grid: dx=1.000 mm, dy=1.000 mm

Maximum value of SAR (interpolated) = 0.152 W/kg

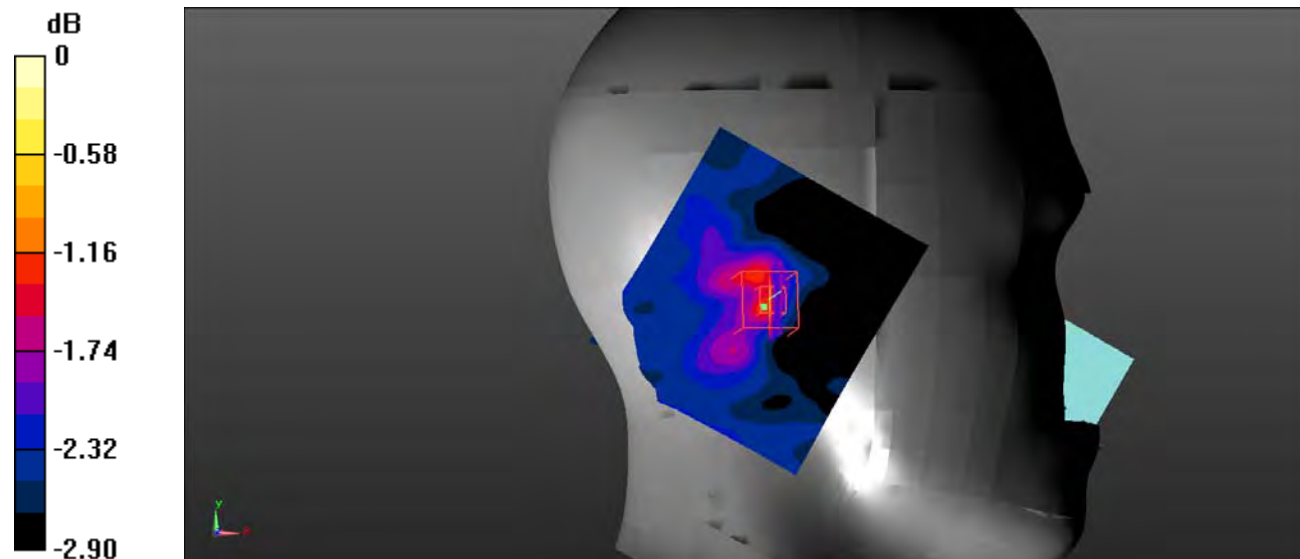
**Zoom Scan (8x8x12)/Cube 0:** Measurement grid: dx=4mm, dy=4mm, dz=2mm

Reference Value = 4.863 V/m; Power Drift = 0.198 dB

Peak SAR (extrapolated) = 0.409 W/kg

**SAR(1 g) = 0.161 W/kg; SAR(10 g) = 0.136 W/kg** (SAR corrected for target medium)

Maximum value of SAR (measured) = 0.199 W/kg



0 dB = 0.199 W/kg = -7.01 dBW/kg

**Test Plot 204#: Head Left Tilt/WLAN 5.6G 802.11 ac40 Mid****DUT: Smart Phone; Type: S4005L; Serial: 19010300205;**

Communication System: UID 0, 5.6G WiFi (0); Frequency: 5550 MHz; Duty Cycle: 1:1

Medium parameters used:  $f = 5550$  MHz;  $\sigma = 5.137$  S/m;  $\epsilon_r = 35.853$ ;  $\rho = 1000$  kg/m<sup>3</sup>

Phantom section: Left Section

DASY5 Configuration:

- Probe: EX3DV4 - SN7522; ConvF(4.48, 4.48, 4.48) @ 5550 MHz;
- Sensor-Surface: 2mm (Mechanical Surface Detection)
- Electronics: DAE4 Sn1562; Calibrated: 11/6/2018
- Phantom: SAM-Twin V8.0 P1aP2a; Type: QD 000 P41 AA ; Serial: 1962
- Measurement SW: DASY52, Version 52.10 (2);

**Area Scan (91x101x1):** Interpolated grid: dx=1.000 mm, dy=1.000 mm

Maximum value of SAR (interpolated) = 0.145 W/kg

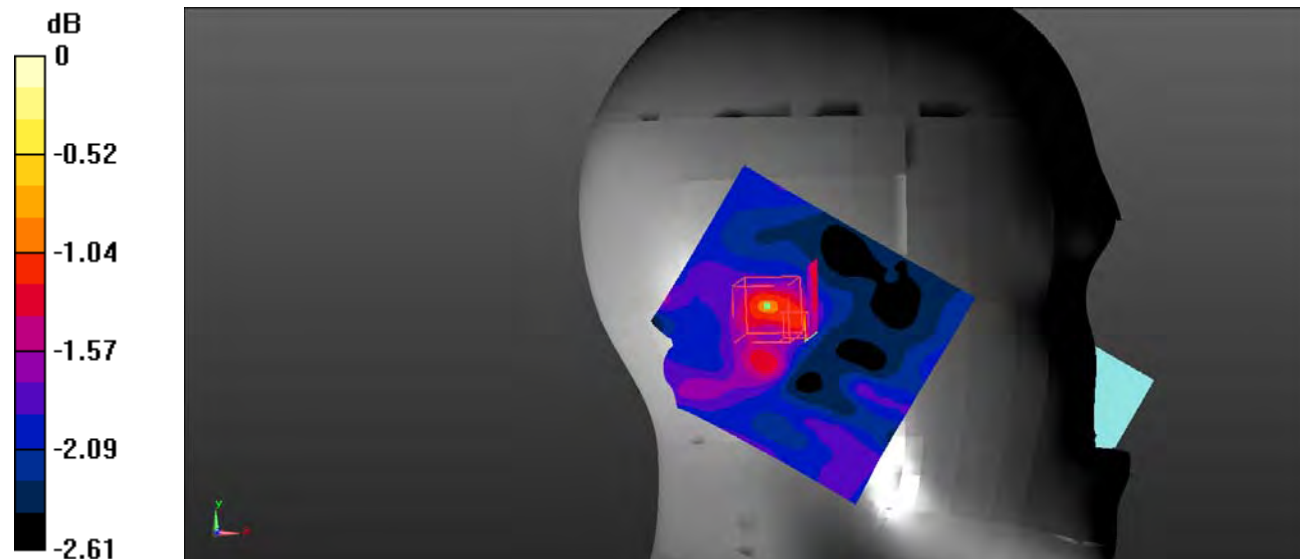
**Zoom Scan (8x8x12)/Cube 0:** Measurement grid: dx=4mm, dy=4mm, dz=2mm

Reference Value = 4.810 V/m; Power Drift = 0.108 dB

Peak SAR (extrapolated) = 0.284 W/kg

**SAR(1 g) = 0.144 W/kg; SAR(10 g) = 0.133 W/kg** (SAR corrected for target medium)

Maximum value of SAR (measured) = 0.181 W/kg



0 dB = 0.181 W/kg = -7.42 dBW/kg

**Test Plot 205#: Head Right Cheek/WLAN 5.6G 802.11 ac40 Low**

**DUT: Smart Phone; Type: S4005L; Serial: 19010300205;**

Communication System: UID 0, 5.6G WiFi (0); Frequency: 5510 MHz;Duty Cycle: 1:1

Medium parameters used:  $f = 5510 \text{ MHz}$ ;  $\sigma = 5.108 \text{ S/m}$ ;  $\epsilon_r = 35.921$ ;  $\rho = 1000 \text{ kg/m}^3$

Phantom section: Right Section

DASY5 Configuration:

- Probe: EX3DV4 - SN7522; ConvF(4.48, 4.48, 4.48) @ 5510 MHz;
- Sensor-Surface: 2mm (Mechanical Surface Detection)
- Electronics: DAE4 Sn1562; Calibrated: 11/6/2018
- Phantom: SAM-Twin V8.0 P1aP2a; Type: QD 000 P41 AA ; Serial: 1962
- Measurement SW: DASY52, Version 52.10 (2);

**Area Scan (101x91x1):** Interpolated grid:  $dx=1.000 \text{ mm}$ ,  $dy=1.000 \text{ mm}$

Maximum value of SAR (interpolated) = 0.404 W/kg


**Zoom Scan (8x8x12)/Cube 0:** Measurement grid:  $dx=4\text{mm}$ ,  $dy=4\text{mm}$ ,  $dz=2\text{mm}$

Reference Value = 5.130 V/m; Power Drift = 0.038 dB

Peak SAR (extrapolated) = 0.682 W/kg

**SAR(1 g) = 0.252 W/kg; SAR(10 g) = 0.163 W/kg** (SAR corrected for target medium)

Maximum value of SAR (measured) = 0.400 W/kg



0 dB = 0.400 W/kg = -3.98 dBW/kg

**Test Plot 206#: Head Right Cheek/WLAN 5.6G 802.11 ac40 Mid**

**DUT: Smart Phone; Type: S4005L; Serial: 19010300205;**

Communication System: UID 0, 5.6G WiFi (0); Frequency: 5550 MHz;Duty Cycle: 1:1  
 Medium parameters used:  $f = 5550 \text{ MHz}$ ;  $\sigma = 5.137 \text{ S/m}$ ;  $\epsilon_r = 35.853$ ;  $\rho = 1000 \text{ kg/m}^3$   
 Phantom section: Right Section

DASY5 Configuration:

- Probe: EX3DV4 - SN7522; ConvF(4.48, 4.48, 4.48) @ 5550 MHz;
- Sensor-Surface: 2mm (Mechanical Surface Detection)
- Electronics: DAE4 Sn1562; Calibrated: 11/6/2018
- Phantom: SAM-Twin V8.0 P1aP2a; Type: QD 000 P41 AA ; Serial: 1962
- Measurement SW: DASY52, Version 52.10 (2);

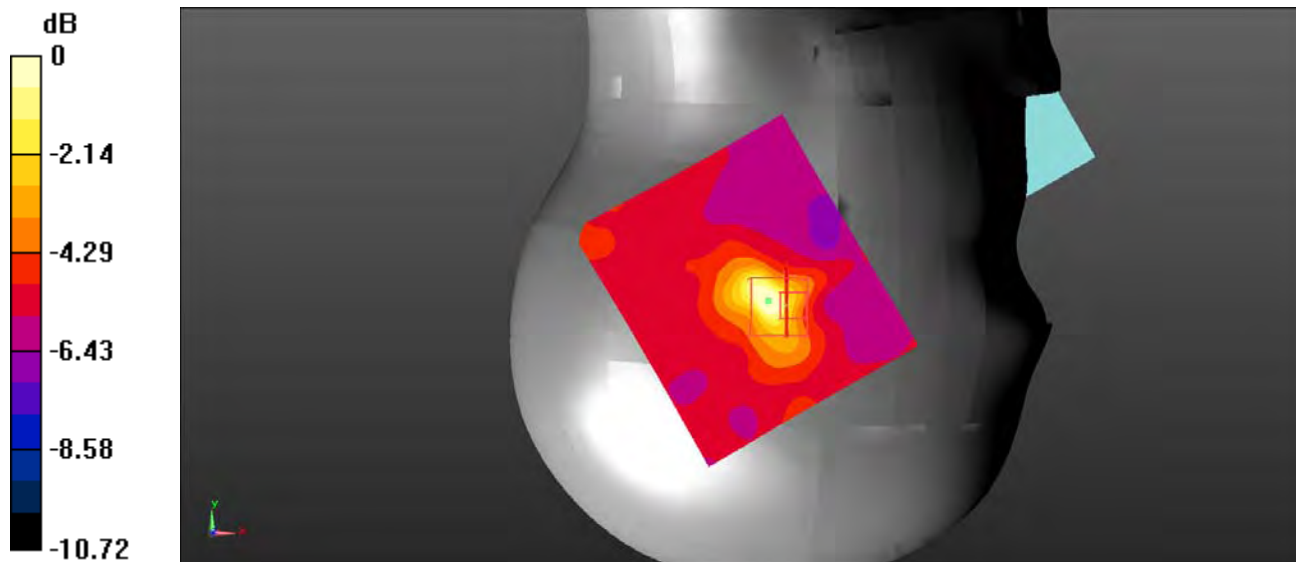
**Area Scan (101x91x1):** Interpolated grid:  $dx=1.000 \text{ mm}$ ,  $dy=1.000 \text{ mm}$   
 Maximum value of SAR (interpolated) = 0.411 W/kg

**Zoom Scan (8x8x12)/Cube 0:** Measurement grid:  $dx=4\text{mm}$ ,  $dy=4\text{mm}$ ,  $dz=2\text{mm}$   
 Reference Value = 4.777 V/m; Power Drift = 0.034 dB

Peak SAR (extrapolated) = 0.688 W/kg

**SAR(1 g) = 0.225 W/kg; SAR(10 g) = 0.139 W/kg** (SAR corrected for target medium)

Maximum value of SAR (measured) = 0.391 W/kg



0 dB = 0.391 W/kg = -4.08 dBW/kg

**Test Plot 207#: Head Right Cheek/WLAN 5.6G 802.11 ac40 High****DUT: Smart Phone; Type: S4005L; Serial: 19010300205;**

Communication System: UID 0, 5.6G WiFi (0); Frequency: 5710 MHz; Duty Cycle: 1:1

Medium parameters used (interpolated):  $f = 5710$  MHz;  $\sigma = 5.251$  S/m;  $\epsilon_r = 35.626$ ;  $\rho = 1000$  kg/m<sup>3</sup>

Phantom section: Right Section

DASY5 Configuration:

- Probe: EX3DV4 - SN7522; ConvF(4.76, 4.76, 4.76) @ 5710 MHz;
- Sensor-Surface: 2mm (Mechanical Surface Detection)
- Electronics: DAE4 Sn1562; Calibrated: 11/6/2018
- Phantom: SAM-Twin V8.0 P1aP2a; Type: QD 000 P41 AA ; Serial: 1962
- Measurement SW: DASY52, Version 52.10 (2);

**Area Scan (101x91x1):** Interpolated grid: dx=1.000 mm, dy=1.000 mm

Maximum value of SAR (interpolated) = 0.220 W/kg

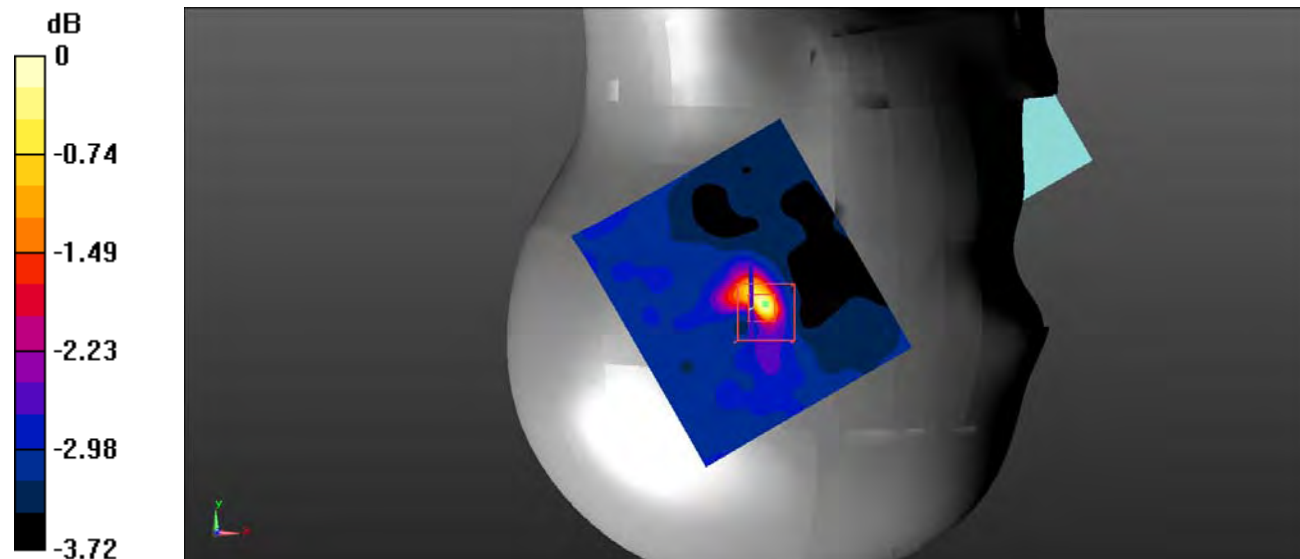
**Zoom Scan (8x8x12)/Cube 0:** Measurement grid: dx=4mm, dy=4mm, dz=2mm

Reference Value = 4.690 V/m; Power Drift = 0.081 dB

Peak SAR (extrapolated) = 0.358 W/kg

**SAR(1 g) = 0.161 W/kg; SAR(10 g) = 0.131 W/kg** (SAR corrected for target medium)

Maximum value of SAR (measured) = 0.225 W/kg



0 dB = 0.225 W/kg = -6.48 dBW/kg

**Test Plot 208#: Head Right Tilt/WLAN 5.6G 802.11 ac40 Mid**

**DUT: Smart Phone; Type: S4005L; Serial: 19010300205;**

Communication System: UID 0, 5.6G WiFi (0); Frequency: 5550 MHz; Duty Cycle: 1:1

Medium parameters used:  $f = 5550 \text{ MHz}$ ;  $\sigma = 5.137 \text{ S/m}$ ;  $\epsilon_r = 35.853$ ;  $\rho = 1000 \text{ kg/m}^3$

Phantom section: Right Section

DASY5 Configuration:

- Probe: EX3DV4 - SN7522; ConvF(4.48, 4.48, 4.48) @ 5550 MHz;
- Sensor-Surface: 2mm (Mechanical Surface Detection)
- Electronics: DAE4 Sn1562; Calibrated: 11/6/2018
- Phantom: SAM-Twin V8.0 P1aP2a; Type: QD 000 P41 AA ; Serial: 1962
- Measurement SW: DASY52, Version 52.10 (2);

**Area Scan (101x91x1):** Interpolated grid:  $dx=1.000 \text{ mm}$ ,  $dy=1.000 \text{ mm}$

Maximum value of SAR (interpolated) = 0.272 W/kg


**Zoom Scan (8x8x12)/Cube 0:** Measurement grid:  $dx=4\text{mm}$ ,  $dy=4\text{mm}$ ,  $dz=2\text{mm}$

Reference Value = 4.445 V/m; Power Drift = 0.014 dB

Peak SAR (extrapolated) = 1.11 W/kg

**SAR(1 g) = 0.195 W/kg; SAR(10 g) = 0.138 W/kg** (SAR corrected for target medium)

Maximum value of SAR (measured) = 0.272 W/kg



0 dB = 0.272 W/kg = -5.65 dBW/kg



**Test Plot 209#: Body Back/WLAN 5.6G 802.11 ac40 Low****DUT: Smart Phone; Type: S4005L; Serial: 19010300205;**

Communication System: UID 0, 5.6G WiFi (0); Frequency: 5510 MHz; Duty Cycle: 1:1

Medium parameters used:  $f = 5510$  MHz;  $\sigma = 5.776$  S/m;  $\epsilon_r = 48.923$ ;  $\rho = 1000$  kg/m<sup>3</sup>

Phantom section: Flat Section

DASY5 Configuration:

- Probe: EX3DV4 - SN7522; ConvF(4.27, 4.27, 4.27) @ 5510 MHz;
- Sensor-Surface: 2mm (Mechanical Surface Detection)
- Electronics: DAE4 Sn1562; Calibrated: 11/6/2018
- Phantom: ELI V8.0 P1aP2a; Type: QD OVA 004 AA; Serial: 2092
- Measurement SW: DASY52, Version 52.10 (2);

**Area Scan (111x121x1):** Interpolated grid: dx=1.000 mm, dy=1.000 mm

Maximum value of SAR (interpolated) = 0.203 W/kg

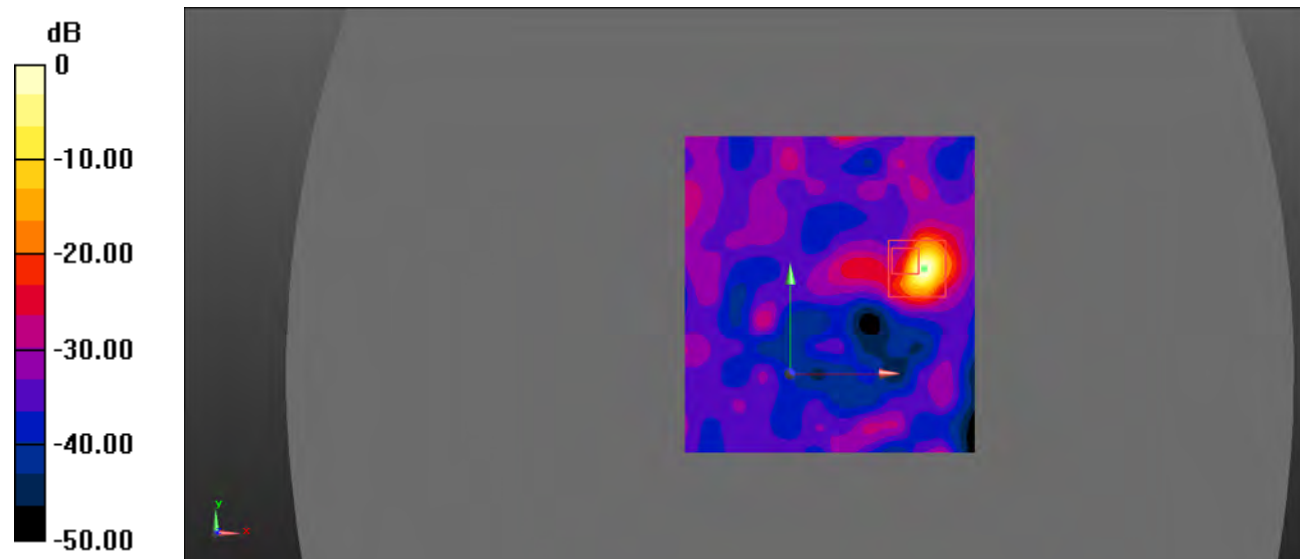
**Zoom Scan (8x8x12)/Cube 0:** Measurement grid: dx=4mm, dy=4mm, dz=2mm

Reference Value = 5.613 V/m; Power Drift = 0.053 dB

Peak SAR (extrapolated) = 0.251 W/kg

**SAR(1 g) = 0.220 W/kg; SAR(10 g) = 0.212 W/kg** (SAR corrected for target medium)

Maximum value of SAR (measured) = 0.227 W/kg



0 dB = 0.227 W/kg = -6.44 dBW/kg

**Test Plot 210#: Body Back/WLAN 5.6G 802.11 ac40 Mid****DUT: Smart Phone; Type: S4005L; Serial: 19010300205;**

Communication System: UID 0, 5.6G WiFi (0); Frequency: 5550 MHz; Duty Cycle: 1:1

Medium parameters used:  $f = 5550$  MHz;  $\sigma = 5.823$  S/m;  $\epsilon_r = 48.836$ ;  $\rho = 1000$  kg/m<sup>3</sup>

Phantom section: Flat Section

DASY5 Configuration:

- Probe: EX3DV4 - SN7522; ConvF(4.27, 4.27, 4.27) @ 5550 MHz;
- Sensor-Surface: 2mm (Mechanical Surface Detection)
- Electronics: DAE4 Sn1562; Calibrated: 11/6/2018
- Phantom: ELI V8.0 P1aP2a; Type: QD OVA 004 AA; Serial: 2092
- Measurement SW: DASY52, Version 52.10 (2);

**Area Scan (111x121x1):** Interpolated grid: dx=1.000 mm, dy=1.000 mm

Maximum value of SAR (interpolated) = 0.180 W/kg


**Zoom Scan (8x8x12)/Cube 0:** Measurement grid: dx=4mm, dy=4mm, dz=2mm

Reference Value = 5.417 V/m; Power Drift = 0.06 dB

Peak SAR (extrapolated) = 0.195 W/kg

**SAR(1 g) = 0.185 W/kg; SAR(10 g) = 0.181 W/kg** (SAR corrected for target medium)

Maximum value of SAR (measured) = 0.195 W/kg



0 dB = 0.195 W/kg = -7.10 dBW/kg

**Test Plot 211#: Body Back/WLAN 5.6G 802.11 ac40 High**

**DUT: Smart Phone; Type: S4005L; Serial: 19010300205;**

Communication System: UID 0, 5.6G WiFi (0); Frequency: 5710 MHz;Duty Cycle: 1:1

Medium parameters used (interpolated):  $f = 5710 \text{ MHz}$ ;  $\sigma = 5.942 \text{ S/m}$ ;  $\epsilon_r = 48.715$ ;  $\rho = 1000 \text{ kg/m}^3$

Phantom section: Flat Section

DASY5 Configuration:

- Probe: EX3DV4 - SN7522; ConvF(4.31, 4.31, 4.31) @ 5710 MHz;
- Sensor-Surface: 2mm (Mechanical Surface Detection)
- Electronics: DAE4 Sn1562; Calibrated: 11/6/2018
- Phantom: ELI V8.0 P1aP2a; Type: QD OVA 004 AA; Serial: 2092
- Measurement SW: DASY52, Version 52.10 (2);

**Area Scan (111x121x1):** Interpolated grid:  $dx=1.000 \text{ mm}$ ,  $dy=1.000 \text{ mm}$

Maximum value of SAR (interpolated) = 0.196 W/kg


**Zoom Scan (8x8x12)/Cube 0:** Measurement grid:  $dx=4\text{mm}$ ,  $dy=4\text{mm}$ ,  $dz=2\text{mm}$

Reference Value = 5.988 V/m; Power Drift = -0.171 dB

Peak SAR (extrapolated) = 0.192 W/kg

**SAR(1 g) = 0.184 W/kg; SAR(10 g) = 0.181 W/kg** (SAR corrected for target medium)

Maximum value of SAR (measured) = 0.192 W/kg



0 dB = 0.192 W/kg = -7.17 dBW/kg

**Test Plot 212#: Body Left/WLAN 5.6G 802.11 ac40 Mid**

**DUT: Smart Phone; Type: S4005L; Serial: 19010300205;**

Communication System: UID 0, 5.6G WiFi (0); Frequency: 5550 MHz; Duty Cycle: 1:1  
 Medium parameters used:  $f = 5550 \text{ MHz}$ ;  $\sigma = 5.823 \text{ S/m}$ ;  $\epsilon_r = 48.836$ ;  $\rho = 1000 \text{ kg/m}^3$   
 Phantom section: Flat Section

DASY5 Configuration:

- Probe: EX3DV4 - SN7522; ConvF(4.27, 4.27, 4.27) @ 5550 MHz;
- Sensor-Surface: 2mm (Mechanical Surface Detection)
- Electronics: DAE4 Sn1562; Calibrated: 11/6/2018
- Phantom: ELI V8.0 P1aP2a; Type: QD OVA 004 AA; Serial: 2092
- Measurement SW: DASY52, Version 52.10 (2);

**Area Scan (61x81x1):** Interpolated grid:  $dx=1.500 \text{ mm}$ ,  $dy=1.500 \text{ mm}$

Maximum value of SAR (interpolated) = 0.188 W/kg


**Zoom Scan (8x8x12)/Cube 0:** Measurement grid:  $dx=4\text{mm}$ ,  $dy=4\text{mm}$ ,  $dz=2\text{mm}$

Reference Value = 5.374 V/m; Power Drift = 0.13 dB

Peak SAR (extrapolated) = 0.196 W/kg

**SAR(1 g) = 0.181 W/kg; SAR(10 g) = 0.179 W/kg** (SAR corrected for target medium)

Maximum value of SAR (measured) = 0.196 W/kg



0 dB = 0.196 W/kg = -7.08 dBW/kg

**Test Plot 213#: Body Top/WLAN 5.6G 802.11 ac40 Mid****DUT: Smart Phone; Type: S4005L; Serial: 19010300205;**

Communication System: UID 0, 5.6G WiFi (0); Frequency: 5550 MHz; Duty Cycle: 1:1

Medium parameters used (interpolated):  $f = 5550$  MHz;  $\sigma = 5.823$  S/m;  $\epsilon_r = 48.836$ ;  $\rho = 1000$  kg/m<sup>3</sup>

Phantom section: Flat Section

DASY5 Configuration:

- Probe: EX3DV4 - SN7522; ConvF(4.31, 4.31, 4.31) @ 5550 MHz;
- Sensor-Surface: 2mm (Mechanical Surface Detection)
- Electronics: DAE4 Sn1562; Calibrated: 11/6/2018
- Phantom: ELI V8.0 P1aP2a; Type: QD OVA 004 AA; Serial: 2092
- Measurement SW: DASY52, Version 52.10 (2);

**Area Scan (101x101x1):** Interpolated grid: dx=1.000 mm, dy=1.000 mm

Maximum value of SAR (interpolated) = 0.156 W/kg

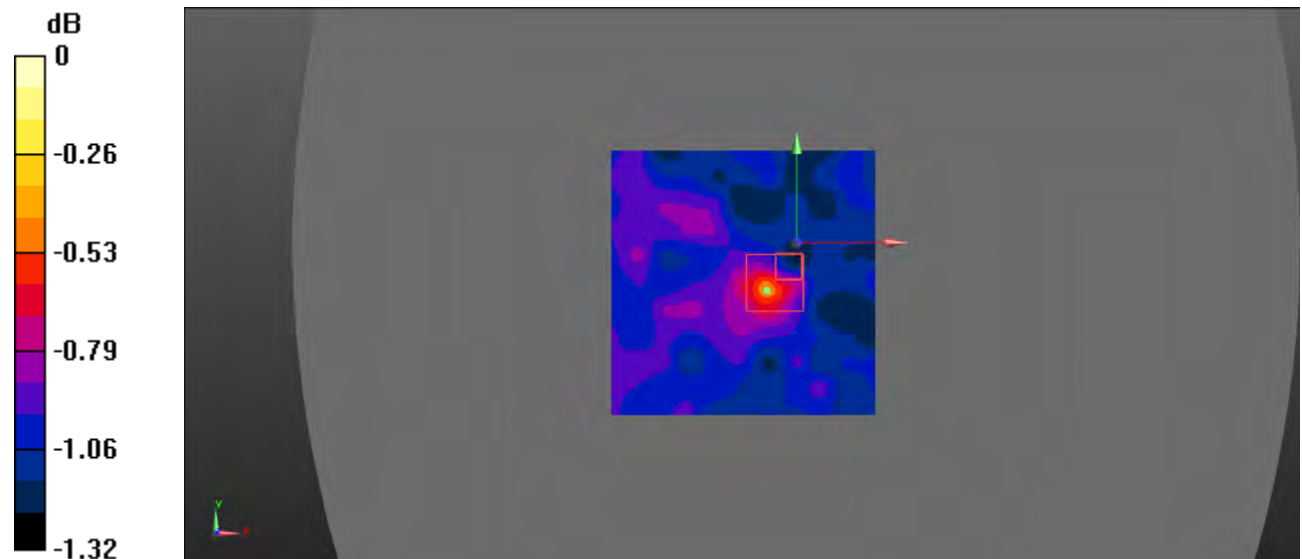
**Zoom Scan (8x8x12)/Cube 0:** Measurement grid: dx=4mm, dy=4mm, dz=2mm

Reference Value = 5.142 V/m; Power Drift = -0.032 dB

Peak SAR (extrapolated) = 0.173 W/kg

**SAR(1 g) = 0.164 W/kg; SAR(10 g) = 0.157 W/kg** (SAR corrected for target medium)

Maximum value of SAR (measured) = 0.173 W/kg



0 dB = 0.173 W/kg = -7.62 dBW/kg

**Test Plot 214#: Head Left Cheek/WLAN 5.8G 802.11 ac40 Low**

**DUT: Smart Phone; Type: S4005L; Serial: 19010300205;**

Communication System: UID 0, 5.8G NII (0); Frequency: 5755 MHz;Duty Cycle: 1:1

Medium parameters used (interpolated):  $f = 5755 \text{ MHz}$ ;  $\sigma = 5.361 \text{ S/m}$ ;  $\epsilon_r = 35.711$ ;  $\rho = 1000 \text{ kg/m}^3$

Phantom section: Left Section

DASY5 Configuration:

- Probe: EX3DV4 - SN7522; ConvF(4.76, 4.76, 4.76) @ 5755 MHz;
- Sensor-Surface: 2mm (Mechanical Surface Detection)
- Electronics: DAE4 Sn1562; Calibrated: 11/6/2018
- Phantom: SAM-Twin V8.0 P1aP2a; Type: QD 000 P41 AA ; Serial: 1962
- Measurement SW: DASY52, Version 52.10 (2);

**Area Scan (101x121x1):** Interpolated grid:  $dx=1.000 \text{ mm}$ ,  $dy=1.000 \text{ mm}$

Maximum value of SAR (interpolated) = 0.155 W/kg


**Zoom Scan (8x8x12)/Cube 0:** Measurement grid:  $dx=4\text{mm}$ ,  $dy=4\text{mm}$ ,  $dz=2\text{mm}$

Reference Value = 5.150 V/m; Power Drift = 0.01 dB

Peak SAR (extrapolated) = 0.191 W/kg

**SAR(1 g) = 0.135 W/kg; SAR(10 g) = 0.133 W/kg** (SAR corrected for target medium)

Maximum value of SAR (measured) = 0.191 W/kg



0 dB = 0.191 W/kg = -7.19 dBW/kg

**Test Plot 215#: Head Left Cheek/WLAN 5.8G 802.11 ac40 High**

**DUT: Smart Phone; Type: S4005L; Serial: 19010300205;**

Communication System: UID 0, 5.8G NII (0); Frequency: 5795 MHz; Duty Cycle: 1:1

Medium parameters used (interpolated):  $f = 5795 \text{ MHz}$ ;  $\sigma = 5.389 \text{ S/m}$ ;  $\epsilon_r = 35.662$ ;  $\rho = 1000 \text{ kg/m}^3$

Phantom section: Left Section

DASY5 Configuration:

- Probe: EX3DV4 - SN7522; ConvF(4.76, 4.76, 4.76) @ 5795 MHz;
- Sensor-Surface: 2mm (Mechanical Surface Detection)
- Electronics: DAE4 Sn1562; Calibrated: 11/6/2018
- Phantom: SAM-Twin V8.0 P1aP2a; Type: QD 000 P41 AA ; Serial: 1962
- Measurement SW: DASY52, Version 52.10 (2);

**Area Scan (101x121x1):** Interpolated grid:  $dx=1.000 \text{ mm}$ ,  $dy=1.000 \text{ mm}$

Maximum value of SAR (interpolated) = 0.166 W/kg

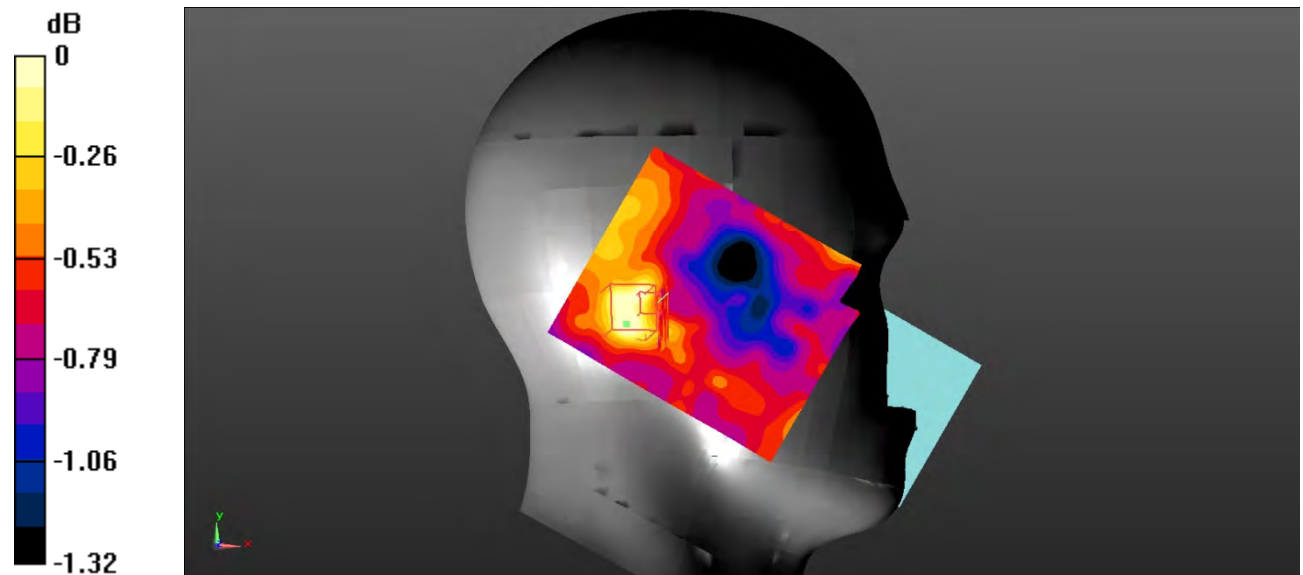
**Zoom Scan (8x8x12)/Cube 0:** Measurement grid:  $dx=4\text{mm}$ ,  $dy=4\text{mm}$ ,  $dz=2\text{mm}$

Reference Value = 5.406 V/m; Power Drift = 0.06 dB

Peak SAR (extrapolated) = 0.218 W/kg

**SAR(1 g) = 0.145 W/kg; SAR(10 g) = 0.141 W/kg** (SAR corrected for target medium)

Maximum value of SAR (measured) = 0.162 W/kg



0 dB = 0.162 W/kg = -7.90 dBW/kg

**Test Plot 216#: Head Left Tilt/WLAN 5.8G 802.11 ac40 High**

**DUT: Smart Phone; Type: S4005L; Serial: 19010300205;**

Communication System: UID 0, 5.8G NII (0); Frequency: 5795 MHz;Duty Cycle: 1:1

Medium parameters used (interpolated):  $f = 5795 \text{ MHz}$ ;  $\sigma = 5.389 \text{ S/m}$ ;  $\epsilon_r = 35.662$ ;  $\rho = 1000 \text{ kg/m}^3$

Phantom section: Left Section

DASY5 Configuration:

- Probe: EX3DV4 - SN7522; ConvF(4.76, 4.76, 4.76) @ 5795 MHz;
- Sensor-Surface: 2mm (Mechanical Surface Detection)
- Electronics: DAE4 Sn1562; Calibrated: 11/6/2018
- Phantom: SAM-Twin V8.0 P1aP2a; Type: QD 000 P41 AA ; Serial: 1962
- Measurement SW: DASY52, Version 52.10 (2);

**Area Scan (101x121x1):** Interpolated grid:  $dx=1.000 \text{ mm}$ ,  $dy=1.000 \text{ mm}$

Maximum value of SAR (interpolated) = 0.144 W/kg

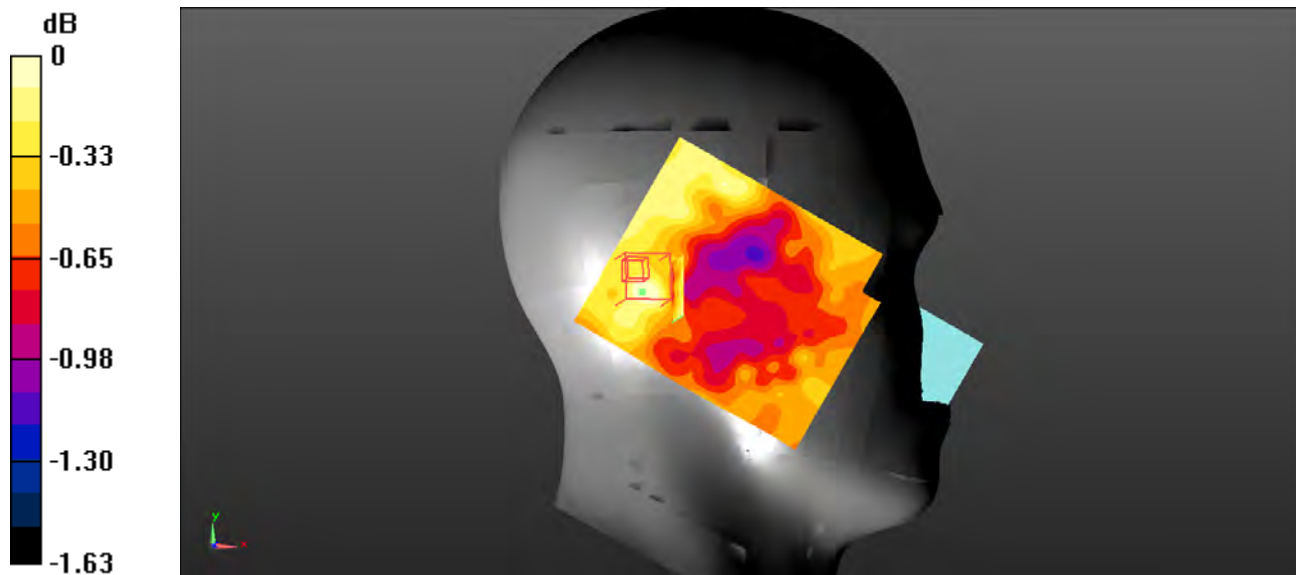
**Zoom Scan (8x8x12)/Cube 0:** Measurement grid:  $dx=4\text{mm}$ ,  $dy=4\text{mm}$ ,  $dz=2\text{mm}$

Reference Value = 4.789 V/m; Power Drift = 0.048 dB

Peak SAR (extrapolated) = 0.153 W/kg

**SAR(1 g) = 0.137 W/kg; SAR(10 g) = 0.131 W/kg** (SAR corrected for target medium)

Maximum value of SAR (measured) = 0.144 W/kg



0 dB = 0.144 W/kg = -8.42 dBW/kg



**Test Plot 217#: Head Right Cheek/WLAN 5.8G 802.11 ac40 High****DUT: Smart Phone; Type: S4005L; Serial: 19010300205;**

Communication System: UID 0, 5.8G NII (0); Frequency: 5795 MHz; Duty Cycle: 1:1

Medium parameters used (interpolated):  $f = 5795$  MHz;  $\sigma = 5.389$  S/m;  $\epsilon_r = 35.662$ ;  $\rho = 1000$  kg/m<sup>3</sup>

Phantom section: Right Section

DASY5 Configuration:

- Probe: EX3DV4 - SN7522; ConvF(4.76, 4.76, 4.76) @ 5795 MHz;
- Sensor-Surface: 2mm (Mechanical Surface Detection)
- Electronics: DAE4 Sn1562; Calibrated: 11/6/2018
- Phantom: SAM-Twin V8.0 P1aP2a; Type: QD 000 P41 AA ; Serial: 1962
- Measurement SW: DASY52, Version 52.10 (2);

**Area Scan (101x101x1):** Interpolated grid: dx=1.000 mm, dy=1.000 mm

Maximum value of SAR (interpolated) = 0.181 W/kg

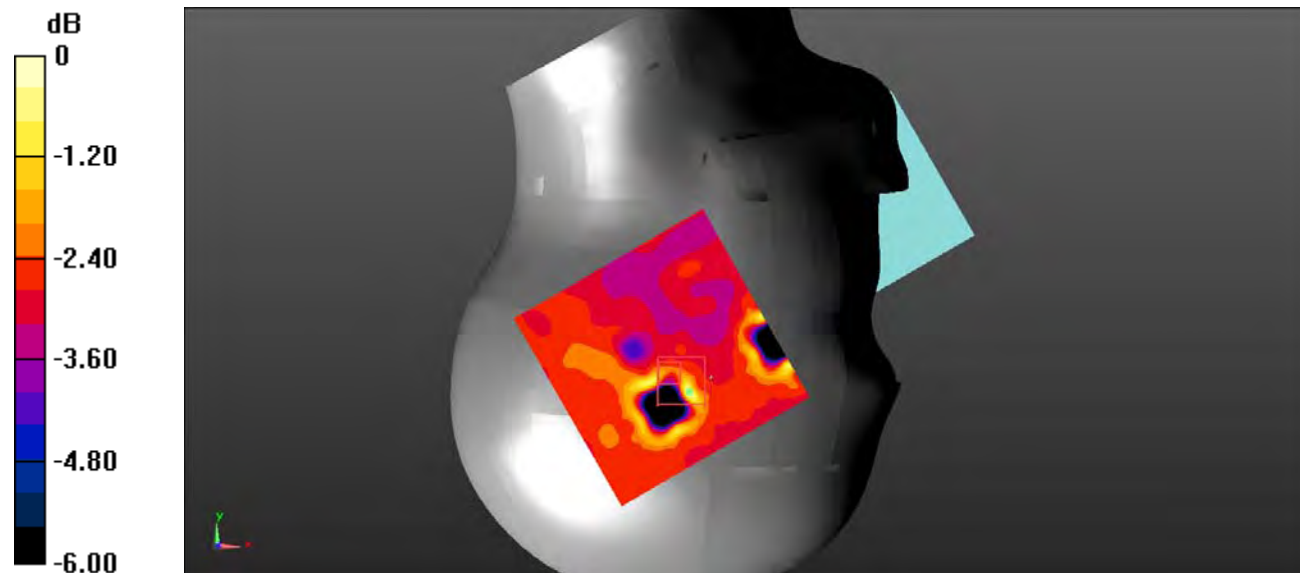
**Zoom Scan (8x8x12)/Cube 0:** Measurement grid: dx=4mm, dy=4mm, dz=2mm

Reference Value = 4.156 V/m; Power Drift = 0.048 dB

Peak SAR (extrapolated) = 0.267 W/kg

**SAR(1 g) = 0.120 W/kg; SAR(10 g) = 0.107 W/kg** (SAR corrected for target medium)

Maximum value of SAR (measured) = 0.198 W/kg



**Test Plot 218#: Head Right Tilt/WLAN 5.8G 802.11 ac40 High****DUT: Smart Phone; Type: S4005L; Serial: 19010300205;**

Communication System: UID 0, 5.8G NII (0); Frequency: 5795 MHz; Duty Cycle: 1:1

Medium parameters used (interpolated):  $f = 5795$  MHz;  $\sigma = 5.389$  S/m;  $\epsilon_r = 35.662$ ;  $\rho = 1000$  kg/m<sup>3</sup>

Phantom section: Right Section

DASY5 Configuration:

- Probe: EX3DV4 - SN7522; ConvF(4.76, 4.76, 4.76) @ 5795 MHz;
- Sensor-Surface: 2mm (Mechanical Surface Detection)
- Electronics: DAE4 Sn1562; Calibrated: 11/6/2018
- Phantom: SAM-Twin V8.0 P1aP2a; Type: QD 000 P41 AA ; Serial: 1962
- Measurement SW: DASY52, Version 52.10 (2);

**Area Scan (101x121x1):** Interpolated grid: dx=1.000 mm, dy=1.000 mm

Maximum value of SAR (interpolated) = 0.135 W/kg

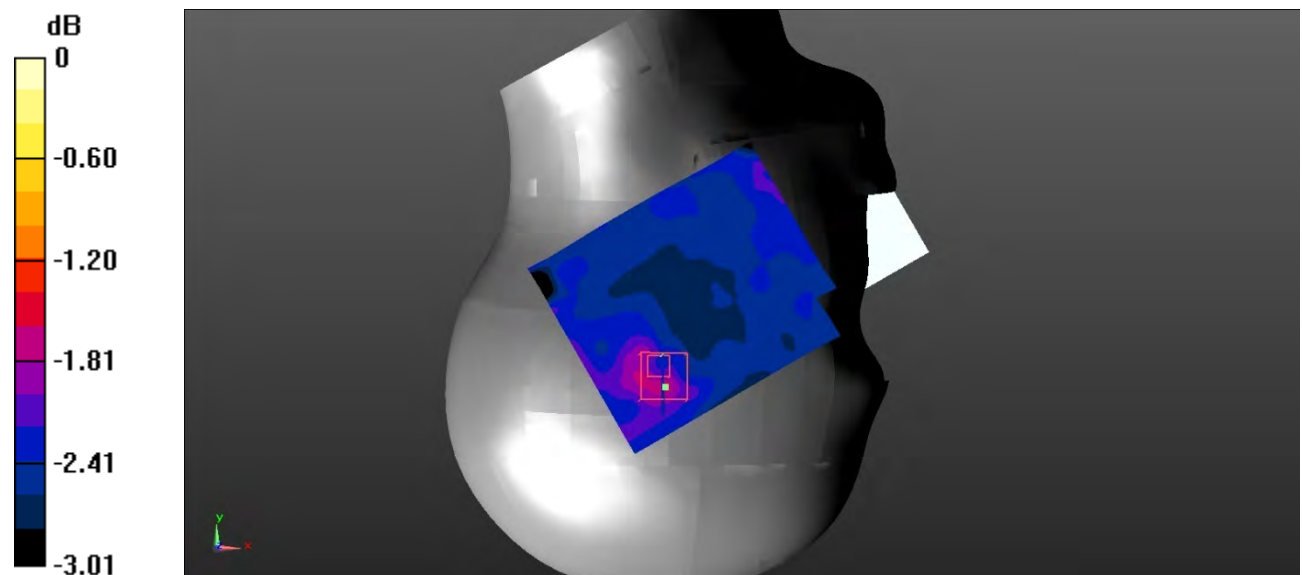
**Zoom Scan (8x8x12)/Cube 0:** Measurement grid: dx=4mm, dy=4mm, dz=2mm

Reference Value = 4.395 V/m; Power Drift = 0.120 dB

Peak SAR (extrapolated) = 0.431 W/kg

**SAR(1 g) = 0.138 W/kg; SAR(10 g) = 0.120 W/kg** (SAR corrected for target medium)

Maximum value of SAR (measured) = 0.199 W/kg



0 dB = 0.199 W/kg = -7.01 dBW/kg

**Test Plot 219#: Body Back/WLAN 5.8G 802.11 ac40 low**

**DUT: Smart Phone; Type: S4005L; Serial: 19010300205;**

Communication System: UID 0, 5.8G NII (0); Frequency: 5755 MHz;Duty Cycle: 1:1

Medium parameters used (interpolated):  $f = 5755$  MHz;  $\sigma = 5.976$  S/m;  $\epsilon_r = 48.823$ ;  $\rho = 1000$  kg/m<sup>3</sup>

Phantom section: Flat Section

DASY5 Configuration:

- Probe: EX3DV4 - SN7522; ConvF(4.31, 4.31, 4.31) @ 5755 MHz;
- Sensor-Surface: 2mm (Mechanical Surface Detection)
- Electronics: DAE4 Sn1562; Calibrated: 11/6/2018
- Phantom: ELI V8.0 P1aP2a; Type: QD OVA 004 AA; Serial: 2092
- Measurement SW: DASY52, Version 52.10 (2);

**Area Scan (101x121x1):** Interpolated grid: dx=1.000 mm, dy=1.000 mm

Maximum value of SAR (interpolated) = 0.177 W/kg

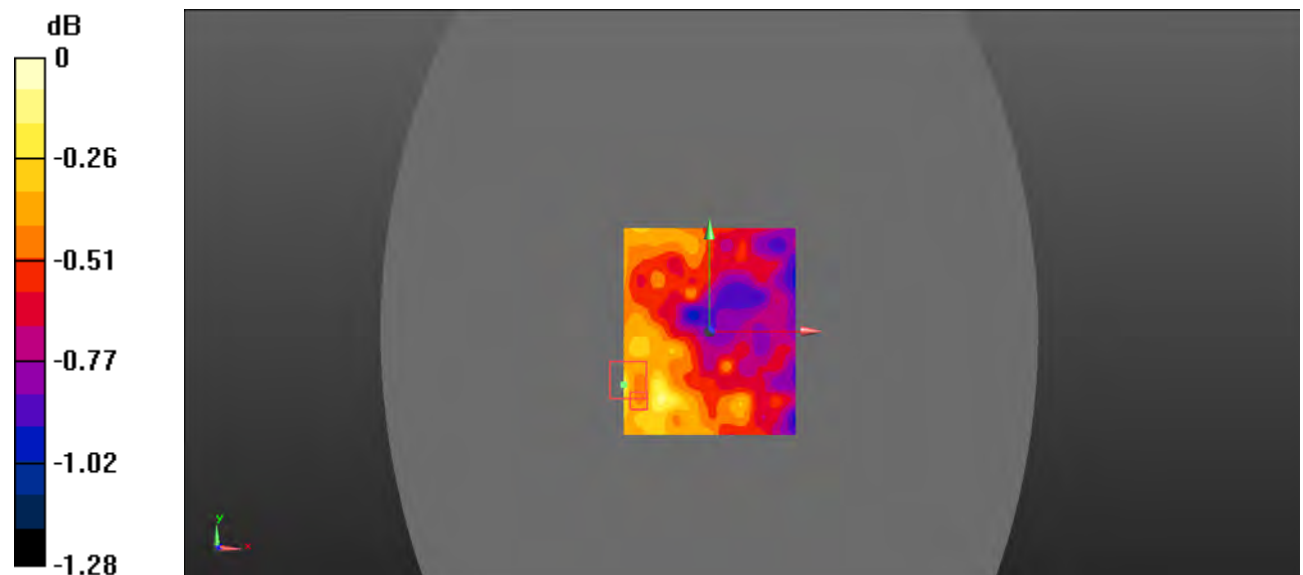
**Zoom Scan (8x8x12)/Cube 0:** Measurement grid: dx=4mm, dy=4mm, dz=2mm

Reference Value = 4.923 V/m; Power Drift = 0.047 dB

Peak SAR (extrapolated) = 0.183 W/kg

**SAR(1 g) = 0.172 W/kg; SAR(10 g) = 0.169 W/kg** (SAR corrected for target medium)

Maximum value of SAR (measured) = 0.182 W/kg



0 dB = 0.182 W/kg = -7.40 dBW/kg

**Test Plot 220#: Body Back/WLAN 5.8G 802.11 ac40 High**

**DUT: Smart Phone; Type: S4005L; Serial: 19010300205;**

Communication System: UID 0, 5.8G NII (0); Frequency: 5795 MHz;Duty Cycle: 1:1

Medium parameters used (interpolated):  $f = 5795 \text{ MHz}$ ;  $\sigma = 6.056 \text{ S/m}$ ;  $\epsilon_r = 48.682$ ;  $\rho = 1000 \text{ kg/m}^3$

Phantom section: Flat Section

DASY5 Configuration:

- Probe: EX3DV4 - SN7522; ConvF(4.31, 4.31, 4.31) @ 5795 MHz;
- Sensor-Surface: 2mm (Mechanical Surface Detection)
- Electronics: DAE4 Sn1562; Calibrated: 11/6/2018
- Phantom: ELI V8.0 P1aP2a; Type: QD OVA 004 AA; Serial: 2092
- Measurement SW: DASY52, Version 52.10 (2);

**Area Scan (101x121x1):** Interpolated grid:  $dx=1.000 \text{ mm}$ ,  $dy=1.000 \text{ mm}$

Maximum value of SAR (interpolated) = 0.165 W/kg

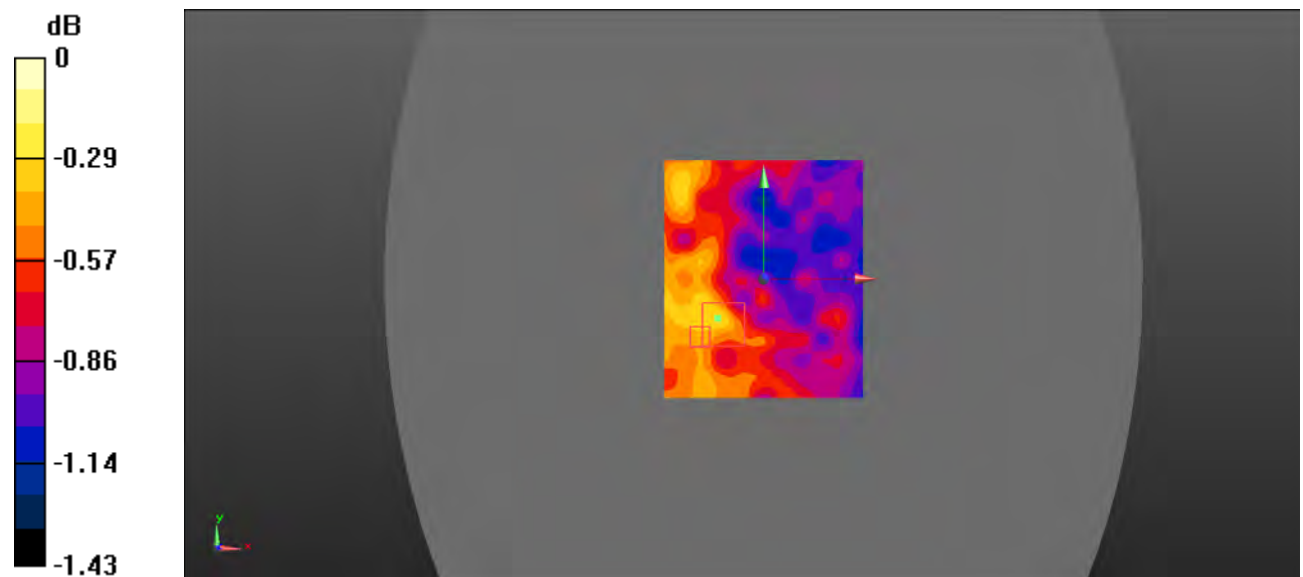
**Zoom Scan (8x8x12)/Cube 0:** Measurement grid:  $dx=4\text{mm}$ ,  $dy=4\text{mm}$ ,  $dz=2\text{mm}$

Reference Value = 4.737 V/m; Power Drift = 0.062 dB

Peak SAR (extrapolated) = 0.175 W/kg

**SAR(1 g) = 0.161 W/kg; SAR(10 g) = 0.158 W/kg** (SAR corrected for target medium)

Maximum value of SAR (measured) = 0.175 W/kg



0 dB = 0.175 W/kg = -7.57 dBW/kg

**Test Plot 221#: Body Left/WLAN 5.8G 802.11 ac40 High**

**DUT: Smart Phone; Type: S4005L; Serial: 19010300205;**

Communication System: UID 0, 5.8G NII (0); Frequency: 5795 MHz;Duty Cycle: 1:1

Medium parameters used (interpolated):  $f = 5795 \text{ MHz}$ ;  $\sigma = 6.056 \text{ S/m}$ ;  $\epsilon_r = 48.682$ ;  $\rho = 1000 \text{ kg/m}^3$

Phantom section: Flat Section

DASY5 Configuration:

- Probe: EX3DV4 - SN7522; ConvF(4.31, 4.31, 4.31) @ 5795 MHz;
- Sensor-Surface: 2mm (Mechanical Surface Detection)
- Electronics: DAE4 Sn1562; Calibrated: 11/6/2018
- Phantom: ELI V8.0 P1aP2a; Type: QD OVA 004 AA; Serial: 2092
- Measurement SW: DASY52, Version 52.10 (2);

**Area Scan (101x121x1):** Interpolated grid:  $dx=1.000 \text{ mm}$ ,  $dy=1.000 \text{ mm}$

Maximum value of SAR (interpolated) = 0.220 W/kg


**Zoom Scan (8x8x12)/Cube 0:** Measurement grid:  $dx=4\text{mm}$ ,  $dy=4\text{mm}$ ,  $dz=2\text{mm}$

Reference Value = 4.636 V/m; Power Drift = 0.05 dB

Peak SAR (extrapolated) = 0.223 W/kg

**SAR(1 g) = 0.147 W/kg; SAR(10 g) = 0.145 W/kg** (SAR corrected for target medium)

Maximum value of SAR (measured) = 0.223 W/kg



0 dB = 0.223 W/kg = -6.52 dBW/kg

**Test Plot 222#: Body Top/WLAN 5.8G 802.11 ac40 High**

**DUT: Smart Phone; Type: S4005L; Serial: 19010300205;**

Communication System: UID 0, 5.8G NII (0); Frequency: 5795 MHz; Duty Cycle: 1:1

Medium parameters used (interpolated):  $f = 5795 \text{ MHz}$ ;  $\sigma = 6.056 \text{ S/m}$ ;  $\epsilon_r = 48.682$ ;  $\rho = 1000 \text{ kg/m}^3$

Phantom section: Flat Section

DASY5 Configuration:

- Probe: EX3DV4 - SN7522; ConvF(4.31, 4.31, 4.31) @ 5795 MHz;
- Sensor-Surface: 2mm (Mechanical Surface Detection)
- Electronics: DAE4 Sn1562; Calibrated: 11/6/2018
- Phantom: ELI V8.0 P1aP2a; Type: QD OVA 004 AA; Serial: 2092
- Measurement SW: DASY52, Version 52.10 (2);

**Area Scan (101x131x1):** Interpolated grid:  $dx=1.000 \text{ mm}$ ,  $dy=1.000 \text{ mm}$

Maximum value of SAR (interpolated) = 0.175 W/kg

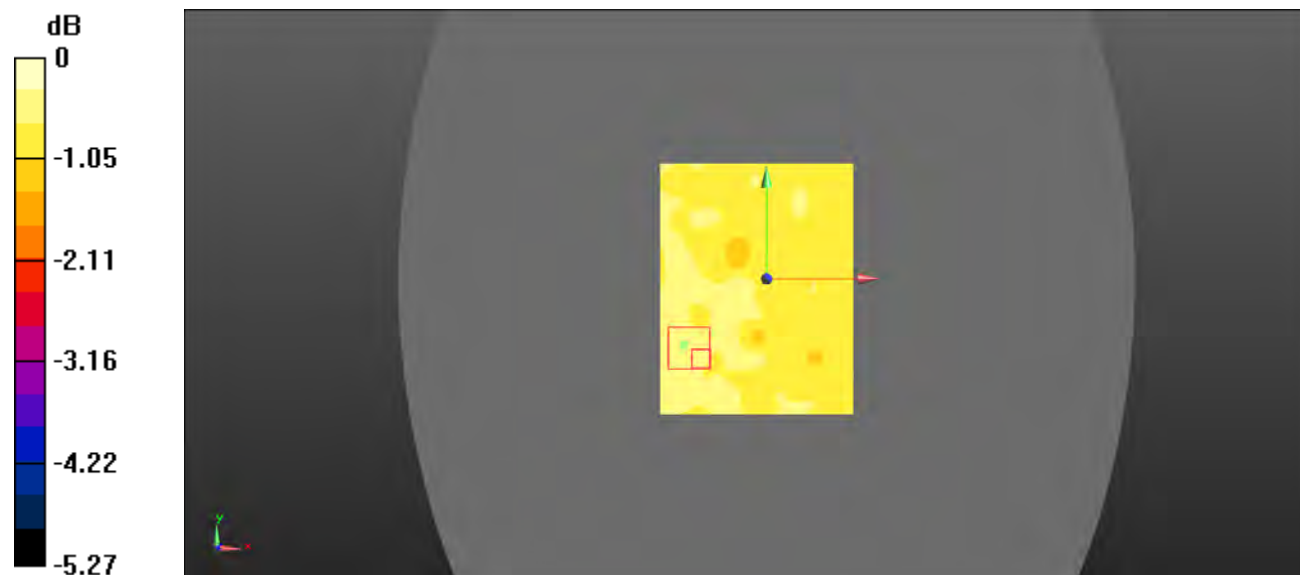
**Zoom Scan (8x8x12)/Cube 0:** Measurement grid:  $dx=4\text{mm}$ ,  $dy=4\text{mm}$ ,  $dz=2\text{mm}$

Reference Value = 5.327 V/m; Power Drift = -0.03 dB

Peak SAR (extrapolated) = 0.271 W/kg

**SAR(1 g) = 0.138 W/kg; SAR(10 g) = 0.070 W/kg** (SAR corrected for target medium)

Maximum value of SAR (measured) = 0.194 W/kg



0 dB = 0.194 W/kg = -7.12 dBW/kg