


# GAMING SOUNDBAR


## Instruction Manual

Thank you for purchasing the Gaming Soundbar. This manual provides more information about this Gaming Soundbar, please read the instructions before using.




Product Overview

Front



Back

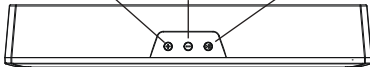


Micro USB Charging port

Volume Up/ Next

Volume Down/ Previous

LED On/Off Play/Pause




Package Contents


1(One) Gaming Soundbar:11in. x 1,9in. x 2,4in. (28cm x 4,8cm x 6cm)

1(One) Charging Cable 19,7 in. (50 cm)

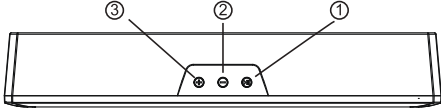
1(One) Instruction Manual

Power On/Off

**Power on**  
Long press the  Button to turn on the speaker

**Power off**  
Long press the  Button again to turn off the speaker

How to use



① Power On/Off  
Long Press to turn On/Off the speaker.  
  
Play/Pause the music  
Short Press to turn On/Off the speaker.  
  
On/Off the light  
Double Short Press to turn On/Off the LED light.

② Volume Down  
Long Press to decrease the volume.  
  
Previous song  
Short Press to play previous song.

③ Volume Up  
Long Press to increase the volume.  
  
Next song  
Short Press to play Next song.

Pair Wireless speaker with your mobile device

1. Keep the distance between your wireless speaker and mobile phone (or other devices) within 32.8 Feet.

2. Power on the wireless speaker.

3. Activate the Bluetooth function on your phone within range and select "GA-0071" from the list shown,

4. You will hear a beep sound when pairing is successful.

Reconnect Wireless speaker to your mobile device

When powered on, the wireless speaker will automatically connect with the last successfully paired device.

Charging your wireless speaker with charging cable


1. Use the Micro USB charging cable provided with this wireless speaker.

2. Connect the Micro USB plug to Micro USB charging port on the speaker, then connect the USB plug to wall adapter to begin charging.

3. The light will turn red while charging and will turn off once fully charged.

**NOTE:**

- You must select a qualified charger from a regular manufacturer.
- You must charge the Wireless speaker if it has been not used for more than 12 months.



USB PlugMicro USB Plug

Technical Specification

Driver Diameter : 52 mm

Impedance : 4 Ohms

Charging Time : 1.5 Hours

Power Supply : Li-Ion Battery 3.7V 300 mAh

Bluetooth Range : 32,8 feet

Playing Time : 1 hour (different environment condition will affect play time)

Micro USB Charging Cable Included

Remarks

This is not a toy. Do not let children use unsupervised.

Avoid dropping the unit. Do not hit/beat the unit.

Do not repair the unit by yourself, should have a qualified technician repair the unit.

FAQ

Questions	Solutions
Unsuccessful Pairing for Connection	1.Make sure the speaker has not been connected with the other device. 2.Check if there are many Bluetooth device working around, which may interfere the Bluetooth connection. 3.Try to restart the Bluetooth of the phone or tablet and reconnect the speaker again.
No voice or Distortion of sound	1.Check the volume of your phone or the speaker, and adjust the volume. 2.Check if the battery is too low ,Please recharge it
Music breaking play	1.Check if the device is beyond the effective connection distance, 2.Check if there is any obstacle between the speaker and your device.
The indicator not shining in Bluetooth mode	1.The battery is low. Please charge it. 2.Please reboot the speaker.

⚠ Safety instructions for the lithium battery and charging the product

- The input voltage to the product is DC 5V 1A.
- In order to charge the product in safe manner and reliable conditions, please only adopt certified appropriate charger/ adapter for charging the product.
- Only charge the product at ambient temperatures between 10 deg °C/ 50 deg °F and 40 deg °C/104 deg °F.
- Do not heat above 70 deg °C/158 deg °F, eg. Do not expose to sunlight or throw into fire.
- Switch off the product after use.
- Please note that we won't take any responsibility for any wrong operation (eg. Voltage higher than 5V) as this may result in severe injury or loss of property, and we cannot control the operating process during the time user using this product.
- In extreme cases, abuse or misuse of Lithium battery pack can lead to explosion, heat generation, fire development or smoke development.

FCC STATEMENT

1. This device complies with Part 15 of the FCC Rules. Operation is subject to the following two conditions:

(1) This device may not cause harmful interference.

(2) This device must accept any interference received, including interference that may cause undesired operation.

2. Changes or modifications not expressly approved by the party responsible for compliance could void the user's authority to operate the equipment.

NOTE: This equipment has been tested and found to comply with the limits for a Class B digital device, pursuant to Part 15 of the FCC Rules. These limits are designed to provide reasonable protection against harmful interference in a residential installation. This equipment generates uses and can radiate radio frequency energy and, if not installed and used in accordance with the instructions, may cause harmful interference to radio communications. However, there is no guarantee that interference will not occur in a particular installation. If this equipment does cause harmful interference to radio or television reception, which can be determined by turning the equipment off and on, the user is encouraged to try to correct the interference by one or more of the following measures:

- Reorient or relocate the receiving antenna.
- Increase the separation between the equipment and receiver.
- Connect the equipment into an outlet on a circuit different from that to which the receiver is connected.
- Consult the dealer or an experienced radio/TV technician for help.

RF warning statement:

The device has been evaluated to meet general RF exposure requirement. The device can be used in portable exposure condition without restriction.

Item#GA-0071

Class 1 LED product


FCC ID: 2ADM5-GA-0071

Keep All Relevant Information for Future Reference

Distributed by 1616 Holdings, Inc.

701 Market Street, Suite 200

Philadelphia, PA 19106



PDF

Adobe