



# LED Floor Lamp User Manual

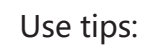
## Specifications

Size	172*30*25cm(68.1*11.8*9.8inch)
Input power supply	100-240V AC,50/60Hz
Power	36W
Colour temperature	CW(2700K-6500K)+RGB
Beam angle	180°+350°
Protection rating	IP20
Control method	Remote control/touch button
Dimmable	Yes
Material	Iron+Nylon +PC


1



2

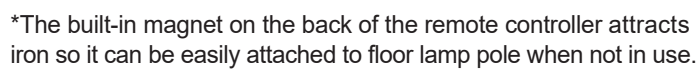


If the remote control fails to work, we suggest you to re-pair with the following methods:

1. Plug the power.
2. Unplug the power cord five times in a row and reconnect it , the floor lamp will flash quickly, and then you can Long press the "  " button of the remote controller about 3 seconds within 1 minutt until the lights flash quickly.











## Remote Controller Instructions



9



**WARNING:**

-  Please cut off the power before assembly or cleaning.
-  Keep it away from flammables and fire source.
-  Keep it away from water.
-  Assemble the lamp according to the instructions and do not reassemble.
-  Do not stare at the lamp for a long time.
-  Assemble, take apart or move the lamp gently.
-  Please do not cover anything on the lamp head and avoid bending and bumping the lamp pole
-  Keep it away from little child.

**Note:** The light source belongs to the integrated LED light source, which is non-replaceable and that the luminaire needed to be disposed if it failed

**For Questions:** Please contact us on contact us on amazon  
qimh.service@https://gmail.comrt



Made in China

13

