Mode	18	
	Band Edge	
	2400-2483.5_802.11ax HE20_CH01_Partial RU106/53_2412MHz	
ANT	CDD 0+1	
Pol.	Vertical	Fundamental
Peak	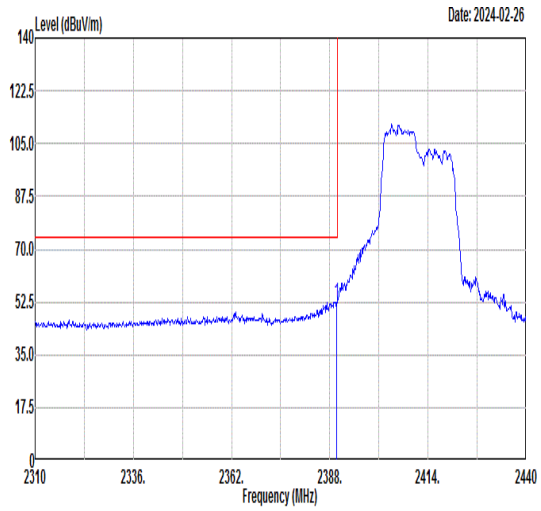 Freq Level Limit Line Margin Read Level Ant Factor Cable Loss Preamp Factor APos TPos Remark 1 2389.82 52.45 74.00 -21.55 49.90 30.72 5.36 33.53 399 360 PEAK	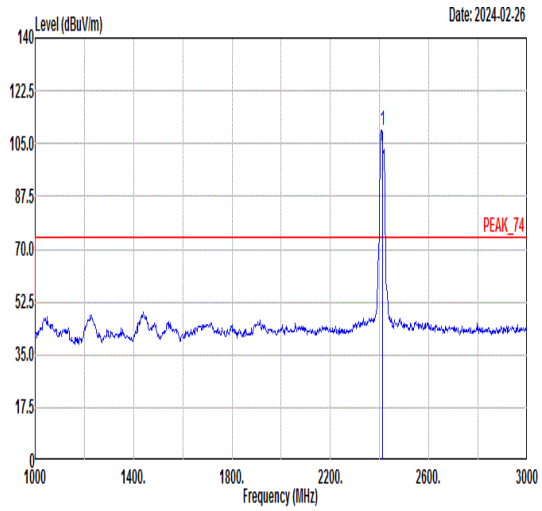 Freq Level Limit Line Margin Read Level Ant Factor Cable Loss Preamp Factor APos TPos Remark 1 2412.00 109.23 ------ ------ 106.68 30.72 5.38 33.55 399 360 PEAK
Avg	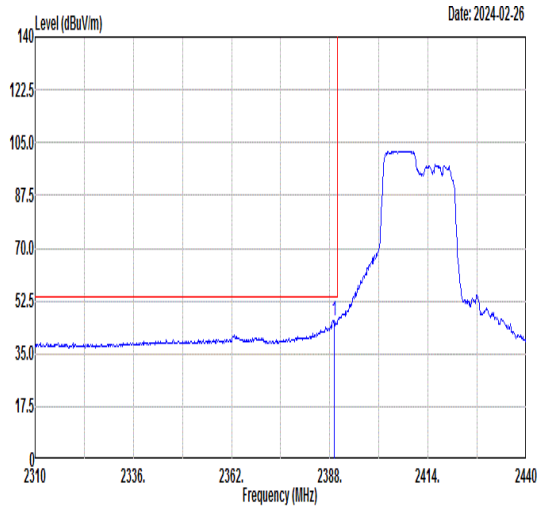 Freq Level Limit Line Margin Read Level Ant Factor Cable Loss Preamp Factor APos TPos Remark 1 2389.17 46.07 54.00 -7.93 43.52 30.72 5.36 33.53 399 360 AVERAGE	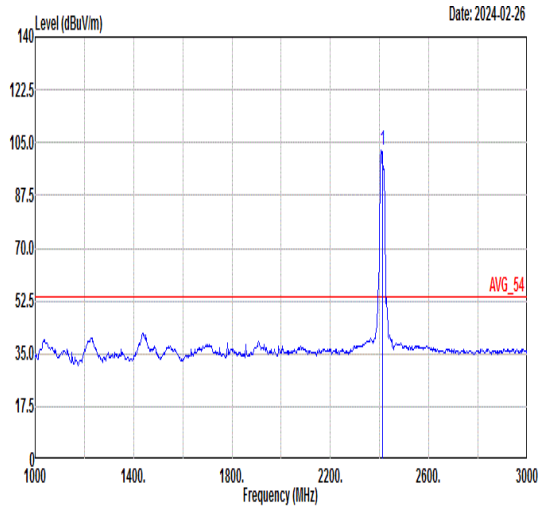 Freq Level Limit Line Margin Read Level Ant Factor Cable Loss Preamp Factor APos TPos Remark 1 2412.00 102.31 ------ ------ 99.76 30.72 5.37 33.54 399 360 AVERAGE

Mode	19	
	Band Edge	
	2400-2483.5_802.11ax HE20_CH11_Partial RU26/8_2462MHz	
ANT	CDD 0+1	
Pol.	Horizontal	Fundamental
Peak	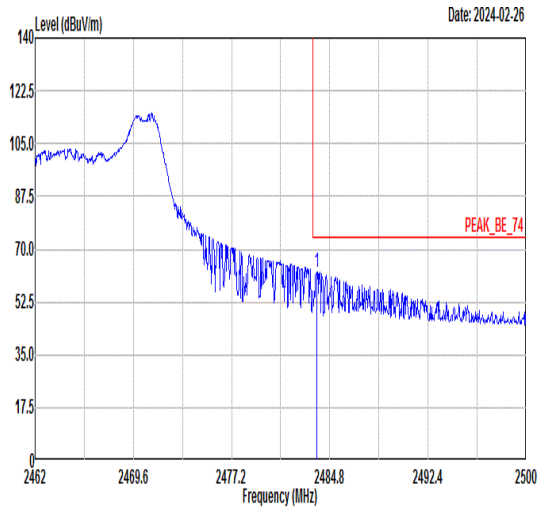 Freq Level Limit Line Margin (dB) Read Level Ant Factor Cable Loss Preamp Factor APos TPos Remark MHz dBuV/m dBuV/m dBuV dB/m dB dB cm deg 1 2483.77 62.60 74.00 -11.40 60.03 30.70 5.46 33.59 380 278 PEAK	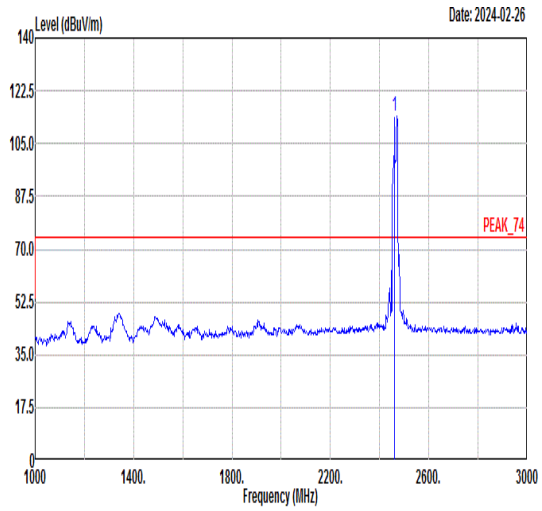 Freq Level Limit Line Margin (dB) Read Level Ant Factor Cable Loss Preamp Factor APos TPos Remark MHz dBuV/m dBuV/m dBuV dB/m dB dB cm deg 1 2462.00 114.11 ------ ------ 111.54 30.71 5.44 33.58 380 278 PEAK
Avg	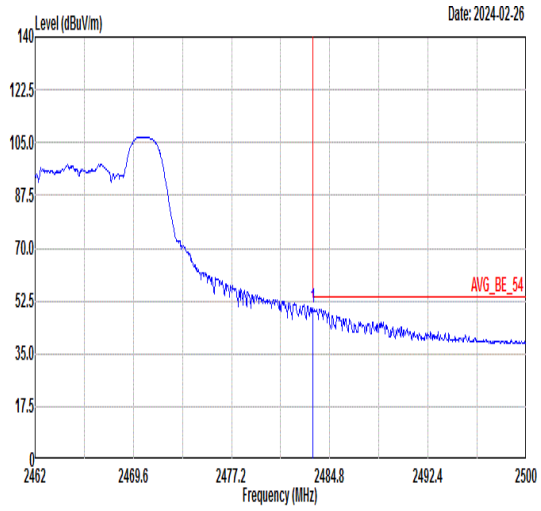 Freq Level Limit Line Margin (dB) Read Level Ant Factor Cable Loss Preamp Factor APos TPos Remark MHz dBuV/m dBuV/m dBuV dB/m dB dB cm deg 1 2483.51 50.11 54.00 -3.89 47.54 30.70 5.46 33.59 380 278 AVERAGE	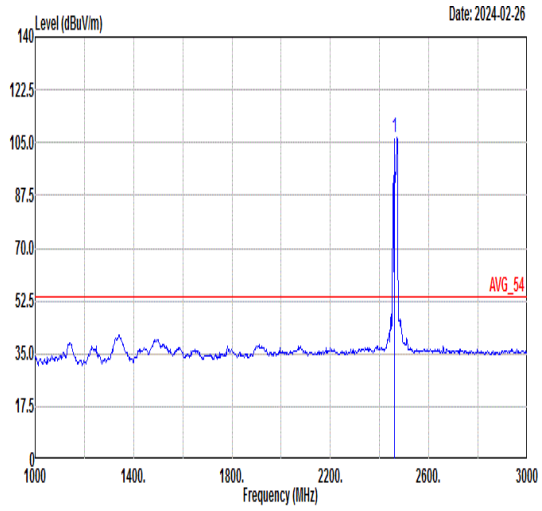 Freq Level Limit Line Margin (dB) Read Level Ant Factor Cable Loss Preamp Factor APos TPos Remark MHz dBuV/m dBuV/m dBuV dB/m dB dB cm deg 1 2462.00 106.58 ------ ------ 104.01 30.71 5.44 33.58 380 278 AVERAGE

Mode	19	
	Band Edge	
	2400-2483.5_802.11ax HE20_CH11_Partial RU26/8_2462MHz	
ANT	CDD 0+1	
Pol.	Vertical	Fundamental
Peak	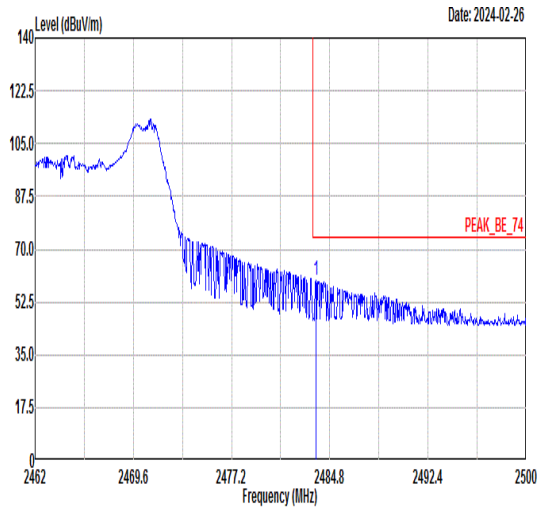 Freq Level Limit Line Margin (dB) Read Level Ant Factor Cable Loss Preamp Factor APos TPos Remark 1 2483.74 59.52 74.00 -14.48 56.95 30.70 5.46 33.59 300 178 PEAK	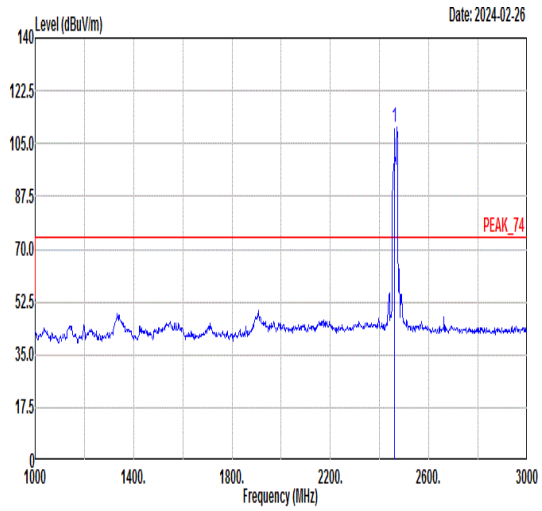 Freq Level Limit Line Margin (dB) Read Level Ant Factor Cable Loss Preamp Factor APos TPos Remark 1 2462.00 110.39 ------ ------ 107.82 30.71 5.44 33.58 300 178 PEAK
Avg	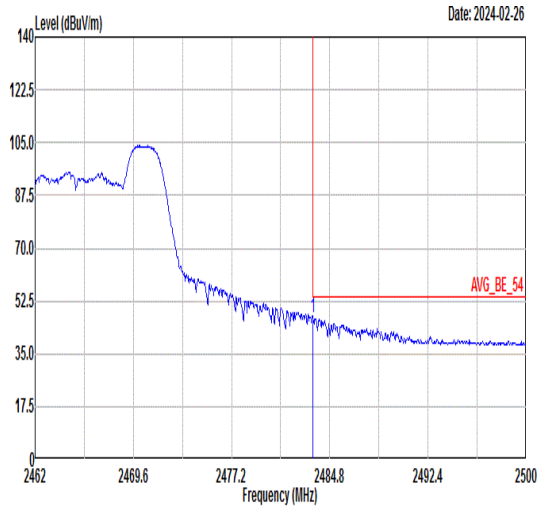 Freq Level Limit Line Margin (dB) Read Level Ant Factor Cable Loss Preamp Factor APos TPos Remark 1 2483.51 46.88 54.00 -7.12 44.31 30.70 5.46 33.59 300 178 AVERAGE	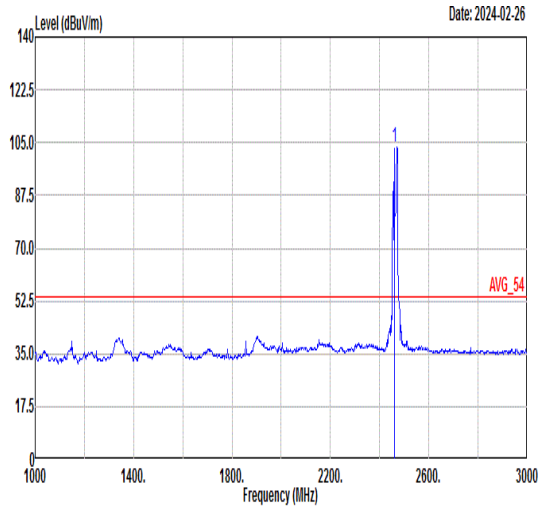 Freq Level Limit Line Margin (dB) Read Level Ant Factor Cable Loss Preamp Factor APos TPos Remark 1 2462.00 103.64 ------ ------ 101.07 30.71 5.44 33.58 300 178 AVERAGE

Mode	20	
	Band Edge	
	2400-2483.5_802.11ax HE20_CH11_Partial RU52/40_2462MHz	
ANT	CDD 0+1	
Pol.	Horizontal	Fundamental
Peak	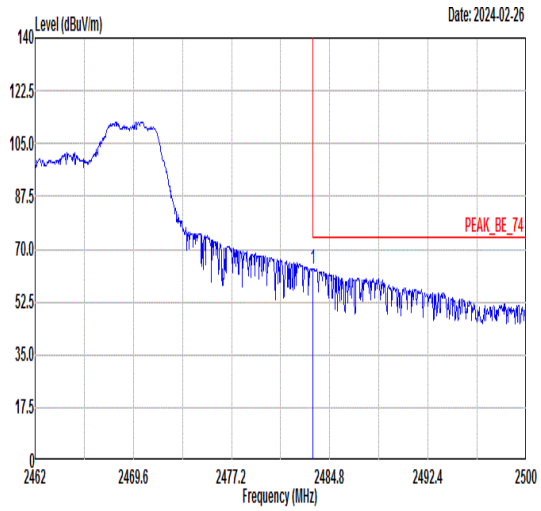 Freq Level Limit Line Margin (dB) Read Level Ant Factor Cable Loss Preamp Factor APos TPos Remark MHz dBuV/m dBuV/m dBuV dB/m dB dB cm deg 1 2483.51 63.37 74.00 -10.63 60.80 30.70 5.46 33.59 379 278 PEAK	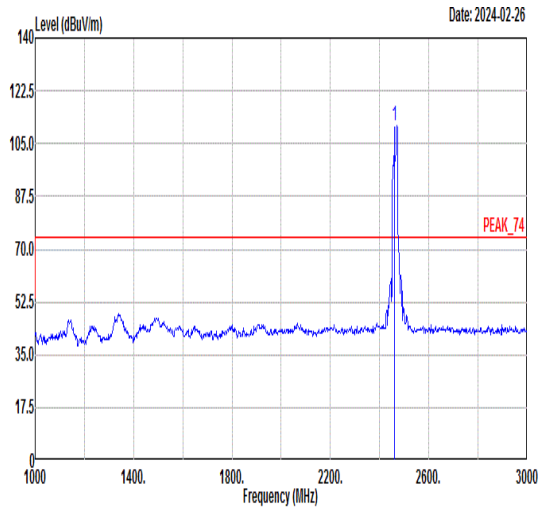 Freq Level Limit Line Margin (dB) Read Level Ant Factor Cable Loss Preamp Factor APos TPos Remark MHz dBuV/m dBuV/m dBuV dB/m dB dB cm deg 1 2462.00 110.86 ------ ------ 108.29 30.71 5.44 33.58 379 278 PEAK
Avg	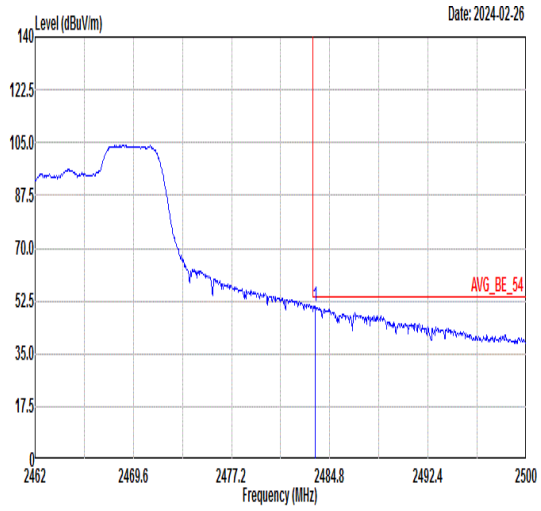 Freq Level Limit Line Margin (dB) Read Level Ant Factor Cable Loss Preamp Factor APos TPos Remark MHz dBuV/m dBuV/m dBuV dB/m dB dB cm deg 1 2483.66 50.63 54.00 -3.37 48.06 30.70 5.46 33.59 379 278 AVERAGE	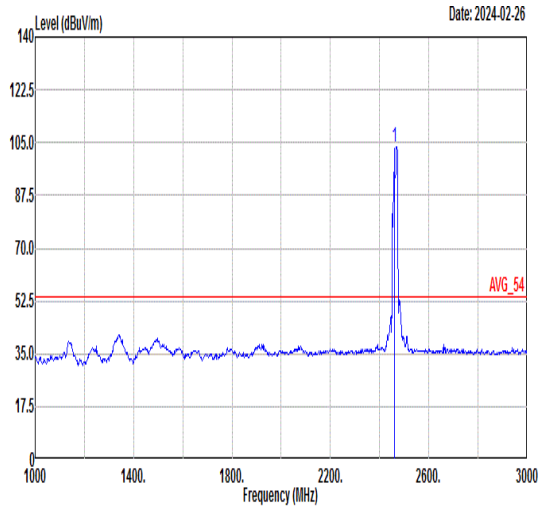 Freq Level Limit Line Margin (dB) Read Level Ant Factor Cable Loss Preamp Factor APos TPos Remark MHz dBuV/m dBuV/m dBuV dB/m dB dB cm deg 1 2462.00 103.49 ------ ------ 100.92 30.71 5.44 33.58 379 278 AVERAGE

Mode	20	
	Band Edge	
	2400-2483.5_802.11ax HE20_CH11_Partial RU52/40_2462MHz	
ANT	CDD 0+1	
Pol.	Vertical	Fundamental
Peak	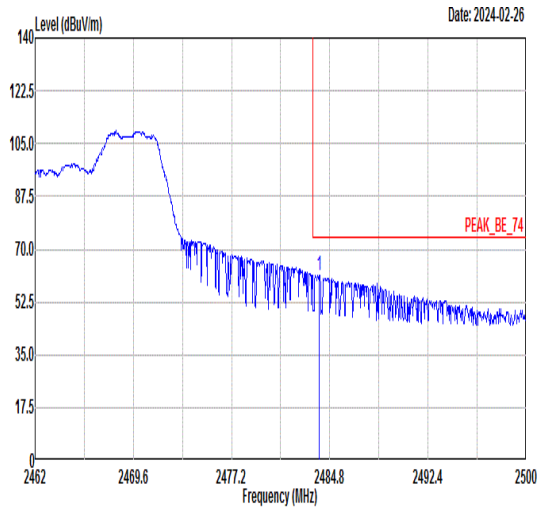 Freq Level Limit Line Margin (dB) Read Level Ant Factor Cable Loss Preamp Factor APos TPos Remark 1 2484.00 61.45 74.00 -12.55 58.88 30.70 5.46 33.59 337 183 PEAK	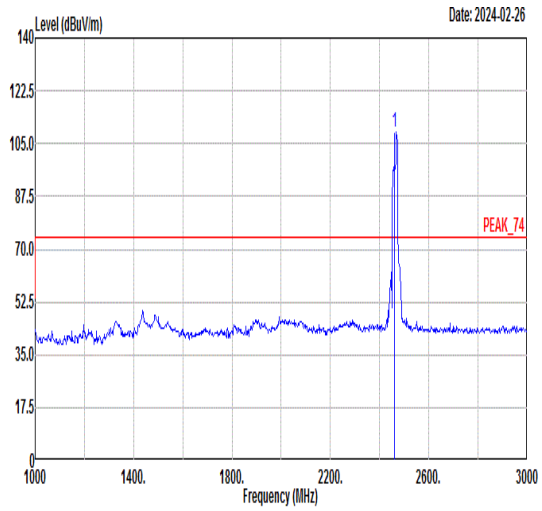 Freq Level Limit Line Margin (dB) Read Level Ant Factor Cable Loss Preamp Factor APos TPos Remark 1 2462.00 108.96 ------ ------ 106.39 30.71 5.44 33.58 337 183 PEAK
Avg	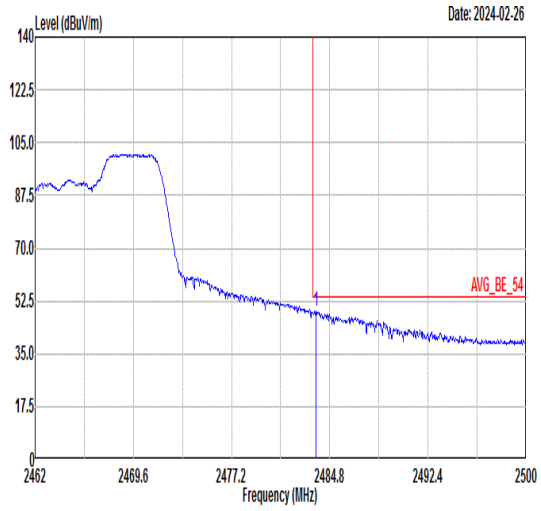 Freq Level Limit Line Margin (dB) Read Level Ant Factor Cable Loss Preamp Factor APos TPos Remark 1 2483.74 49.09 54.00 -4.91 46.52 30.70 5.46 33.59 337 183 AVERAGE	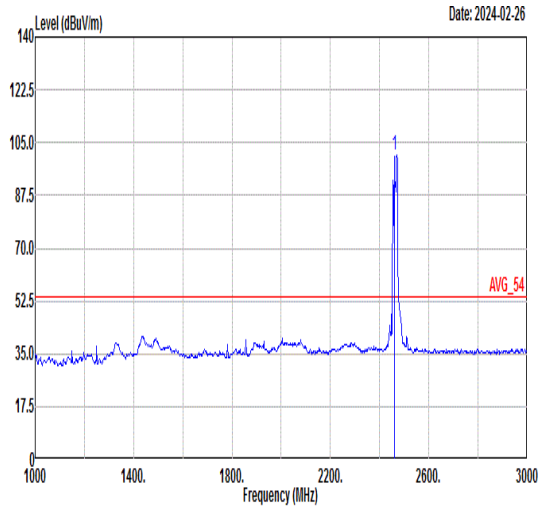 Freq Level Limit Line Margin (dB) Read Level Ant Factor Cable Loss Preamp Factor APos TPos Remark 1 2462.00 100.75 ------ ------ 98.18 30.71 5.44 33.58 337 183 AVERAGE

Mode	21	
	Band Edge	
	2400-2483.5_802.11ax HE20_CH11_Partial RU106/54_2462MHz	
ANT	CDD 0+1	
Pol.	Horizontal	Fundamental
Peak	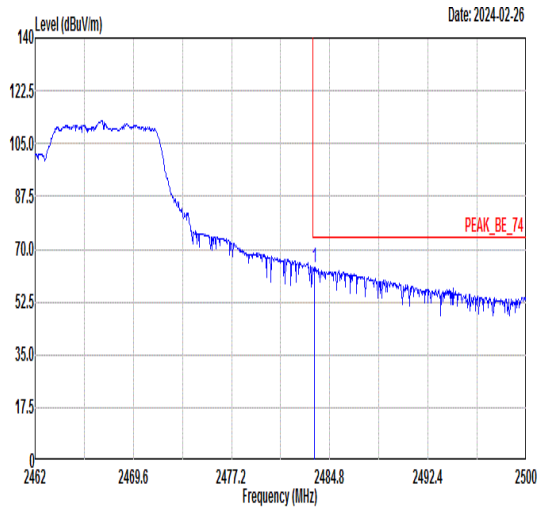 Freq Level Limit Line Margin Read Level Ant Factor Cable Loss Preamp Factor APos TPos Remark MHz dBuV/m dBuV/m dB dBuV dB/m dB dB cm deg 1 2483.58 64.03 74.00 -9.97 61.46 30.70 5.46 33.59 100 312 PEAK	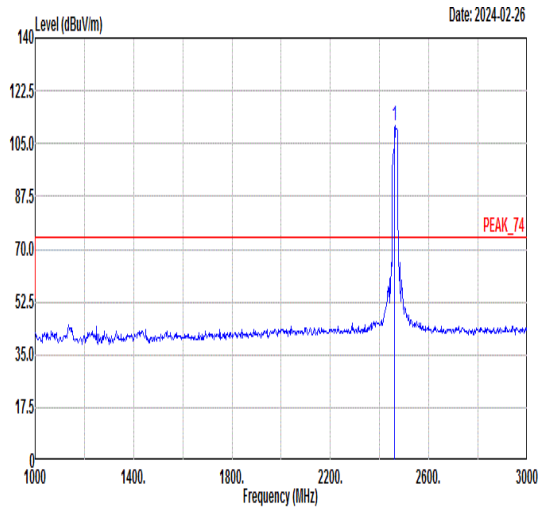 Freq Level Limit Line Margin Read Level Ant Factor Cable Loss Preamp Factor APos TPos Remark MHz dBuV/m dBuV/m dB dBuV dB/m dB dB cm deg 1 2462.00 111.16 ------ ------ 108.59 30.71 5.44 33.58 100 312 PEAK
Avg	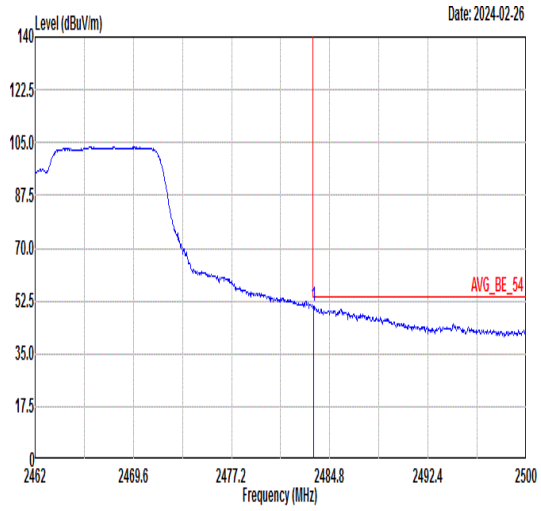 Freq Level Limit Line Margin Read Level Ant Factor Cable Loss Preamp Factor APos TPos Remark MHz dBuV/m dBuV/m dB dBuV dB/m dB dB cm deg 1 2483.55 50.62 54.00 -3.38 48.05 30.70 5.46 33.59 100 312 AVERAGE	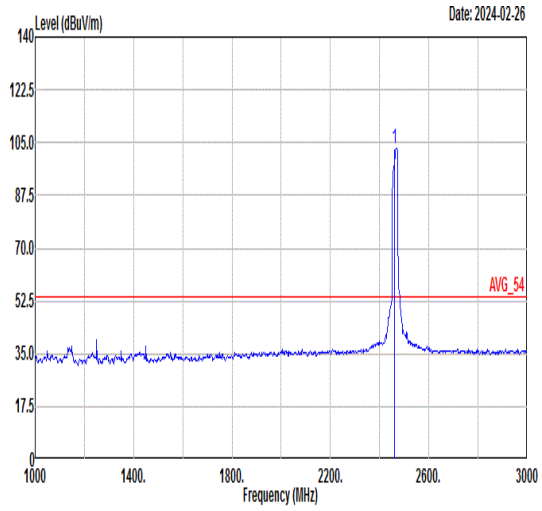 Freq Level Limit Line Margin Read Level Ant Factor Cable Loss Preamp Factor APos TPos Remark MHz dBuV/m dBuV/m dB dBuV dB/m dB dB cm deg 1 2462.00 103.26 ------ ------ 100.69 30.71 5.44 33.58 100 312 AVERAGE

Mode	21	
	Band Edge	
	2400-2483.5_802.11ax HE20_CH11_Partial RU106/54_2462MHz	
ANT	CDD 0+1	
Pol.	Vertical	Fundamental
Peak	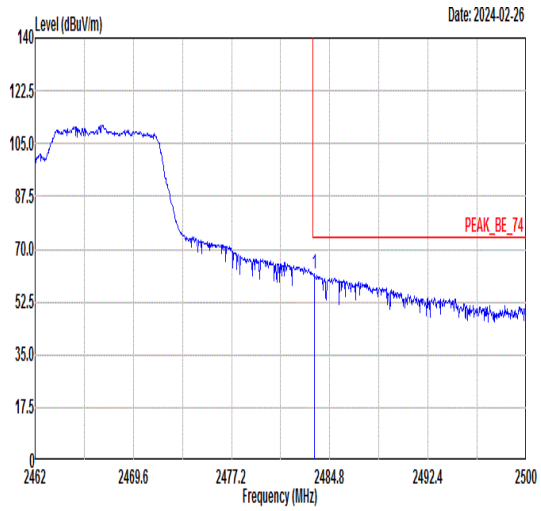 Freq Level Limit Line Margin (dB) Read Level Ant Factor Cable Loss Preamp Factor APos TPos Remark 1 2483.62 61.96 74.00 -12.04 59.39 30.70 5.46 33.59 365 0 PEAK	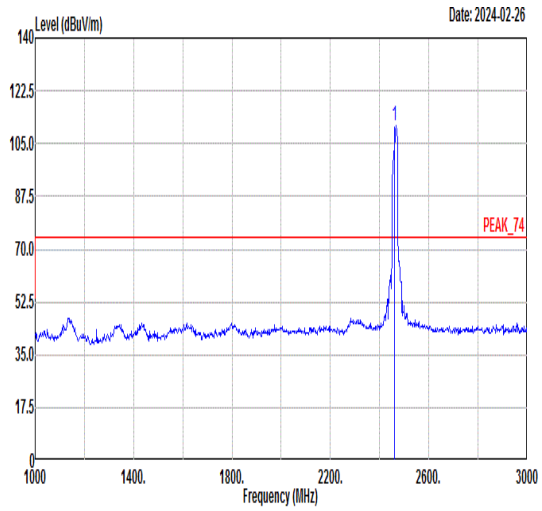 Freq Level Limit Line Margin (dB) Read Level Ant Factor Cable Loss Preamp Factor APos TPos Remark 1 2462.00 110.99 ------ ------ 108.42 30.71 5.44 33.58 365 0 PEAK
Avg	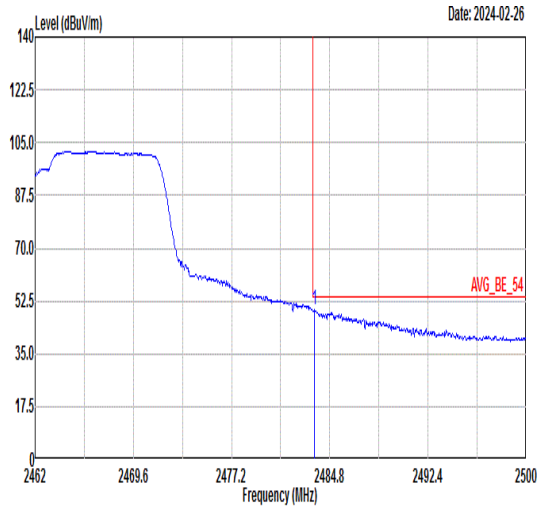 Freq Level Limit Line Margin (dB) Read Level Ant Factor Cable Loss Preamp Factor APos TPos Remark 1 2483.58 49.46 54.00 -4.54 46.89 30.70 5.46 33.59 365 0 AVERAGE	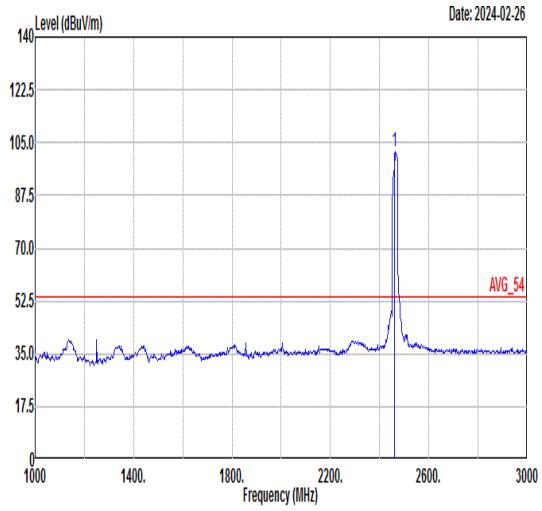 Freq Level Limit Line Margin (dB) Read Level Ant Factor Cable Loss Preamp Factor APos TPos Remark 1 2462.00 101.99 ------ ------ 99.42 30.71 5.44 33.58 365 0 AVERAGE

Mode	22
	Band Edge - L
	2400-2483.5_802.11ax HE40_CH03_2422MHz
ANT	CDD 0+1

Pol.	Horizontal	Fundamental
Peak	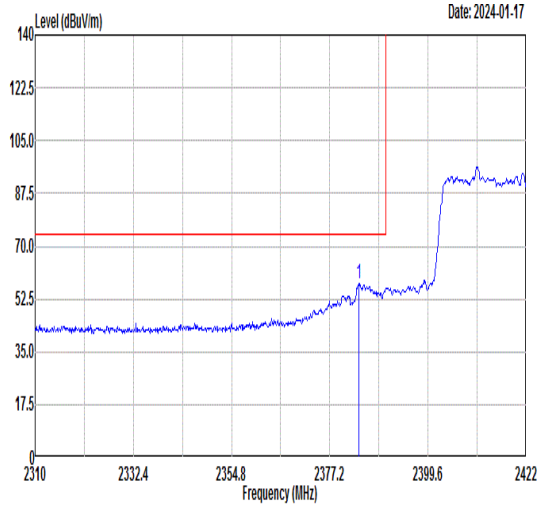 Freq Level Limit Line Margin Read Level Ant Factor Cable Loss Preamp Factor APos TPos Remark MHz dBuV/m dBuV/m dB dBuV dB/m dB dB cm deg 1 2383.81 57.64 74.00 -16.36 54.83 30.72 5.35 33.26 400 260 PEAK	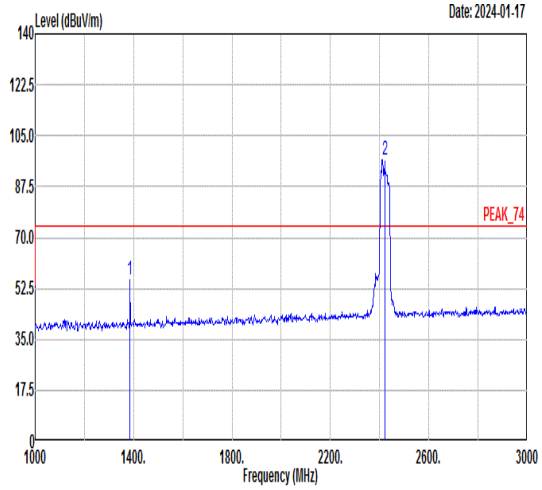 Freq Level Limit Line Margin Read Level Ant Factor Cable Loss Preamp Factor APos TPos Remark MHz dBuV/m dBuV/m dB dBuV dB/m dB dB cm deg 1 1386.00 55.51 74.00 -18.49 56.45 29.42 4.13 34.49 400 260 PEAK 2 2422.00 96.45 ------ ------ 93.57 30.72 5.38 33.22 400 260 PEAK
Avg	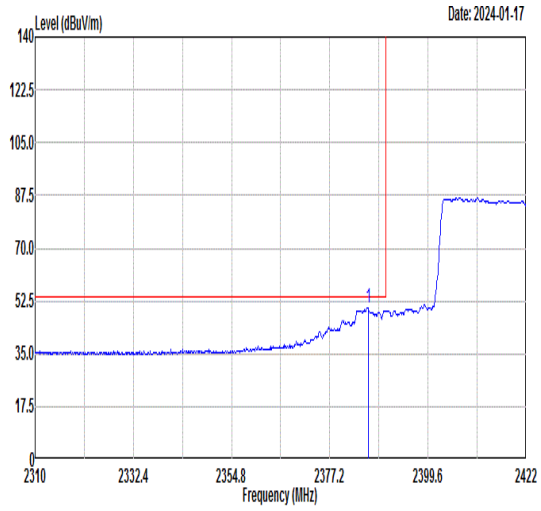 Freq Level Limit Line Margin Read Level Ant Factor Cable Loss Preamp Factor APos TPos Remark MHz dBuV/m dBuV/m dB dBuV dB/m dB dB cm deg 1 2385.94 50.30 54.00 -3.70 47.48 30.72 5.36 33.26 400 260 AVERAGE	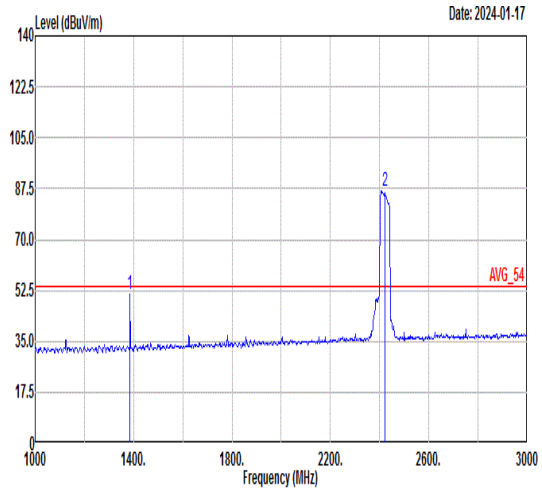 Freq Level Limit Line Margin Read Level Ant Factor Cable Loss Preamp Factor APos TPos Remark MHz dBuV/m dBuV/m dB dBuV dB/m dB dB cm deg 1 1386.00 51.39 54.00 -2.61 52.33 29.42 4.13 34.49 400 260 AVERAGE 2 2422.00 86.50 ------ ------ 83.64 30.72 5.37 33.23 400 260 AVERAGE

Mode	22	
	Band Edge - R	
	2400-2483.5_802.11ax HE40_CH03_2422MHz	
ANT	CDD 0+1	
Pol.	Horizontal	Fundamental
Peak	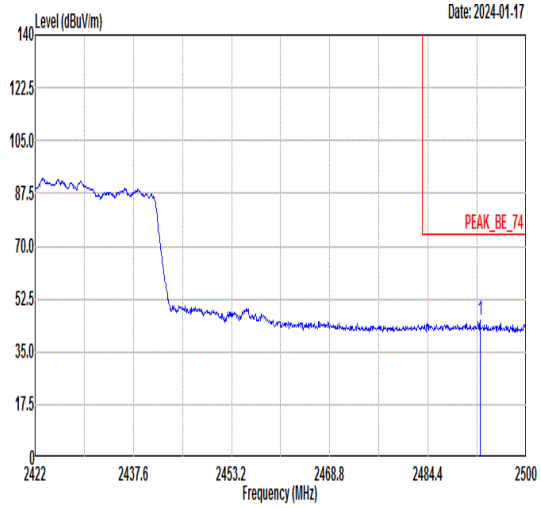 Freq Level Limit Line Margin Read Level Ant Factor Cable Loss Preamp Factor APos TPos Remark MHz dBuV/m dBuV/m dB dBuV dB/m dB dB cm deg 1 2492.67 45.20 74.00 -28.80 42.14 30.70 5.47 33.11 400 260 PEAK	Blank
Avg	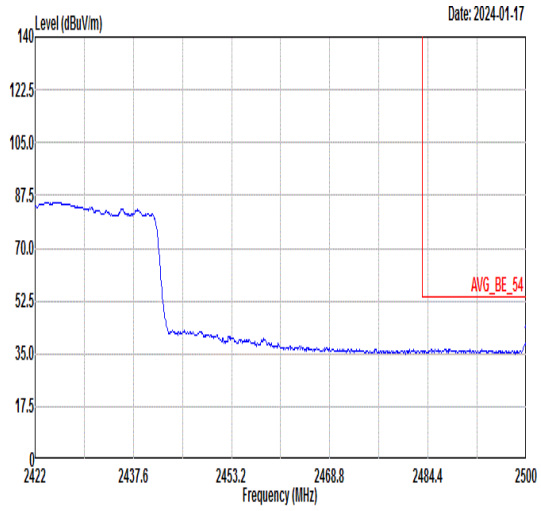 Freq Level Limit Line Margin Read Level Ant Factor Cable Loss Preamp Factor APos TPos Remark MHz dBuV/m dBuV/m dB dBuV dB/m dB dB cm deg 1 2500.00 38.52 54.00 -15.48 35.44 30.70 5.48 33.10 400 260 AVERAGE	Blank

Mode	22	
	Band Edge - L	
	2400-2483.5_802.11ax HE40_CH03_2422MHz	
ANT	CDD 0+1	
Pol.	Vertical	Fundamental
Peak	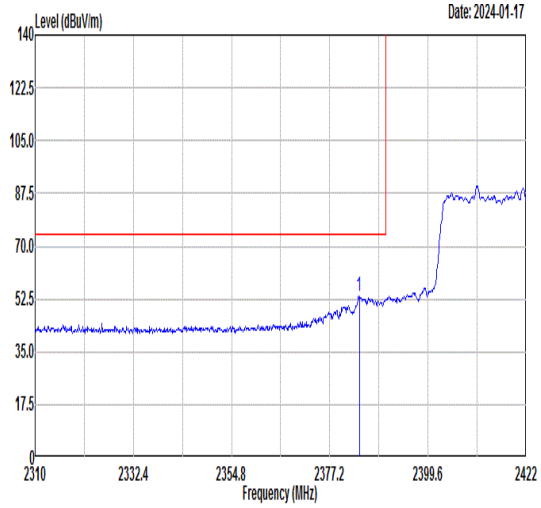 Freq Level Limit Line Margin Read Level Ant Factor Cable Loss Preamp Factor APos TPos Remark 1 2383.92 53.53 74.00 -20.47 50.72 30.72 5.35 33.26 300 357 PEAK	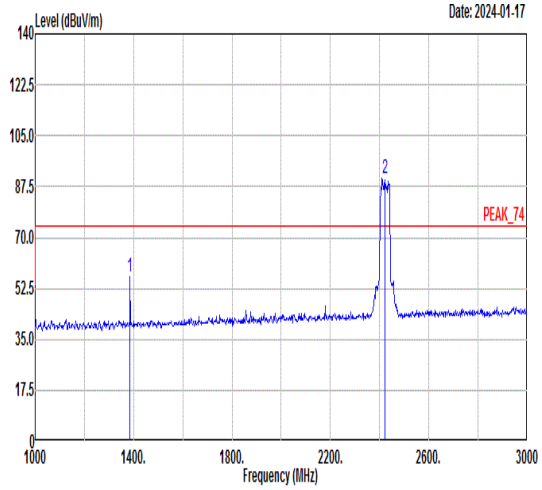 Freq Level Limit Line Margin Read Level Ant Factor Cable Loss Preamp Factor APos TPos Remark 1 1386.00 56.37 74.00 -17.63 57.31 29.42 4.13 34.49 300 357 PEAK 2 2422.00 90.25 ------ ------ 87.38 30.72 5.38 33.23 300 357 PEAK
Avg	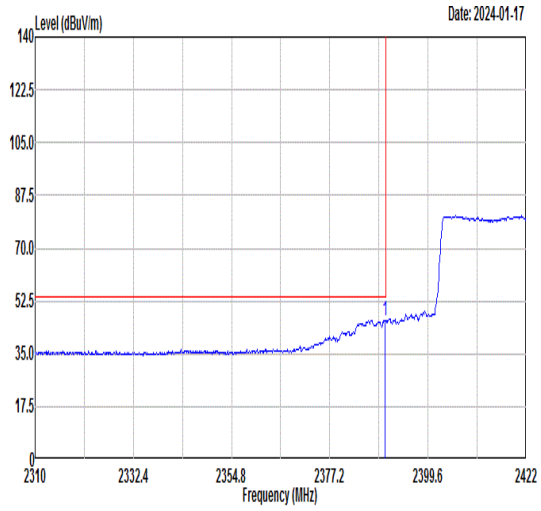 Freq Level Limit Line Margin Read Level Ant Factor Cable Loss Preamp Factor APos TPos Remark 1 2389.86 46.18 54.00 -7.82 43.35 30.72 5.36 33.25 300 357 AVERAGE	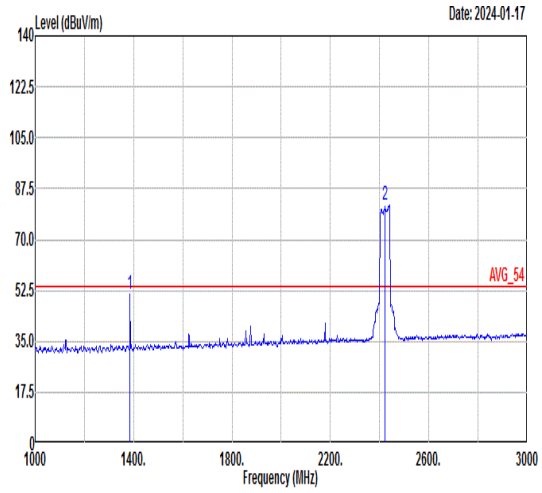 Freq Level Limit Line Margin Read Level Ant Factor Cable Loss Preamp Factor APos TPos Remark 1 1386.00 51.32 54.00 -2.68 52.26 29.42 4.13 34.49 300 357 AVERAGE 2 2422.00 81.75 ------ ------ 78.81 30.71 5.41 33.18 300 357 AVERAGE

Mode	22	
	Band Edge - R	
	2400-2483.5_802.11ax HE40_CH03_2422MHz	
ANT	CDD 0+1	
Pol.	Vertical	Fundamental
Peak	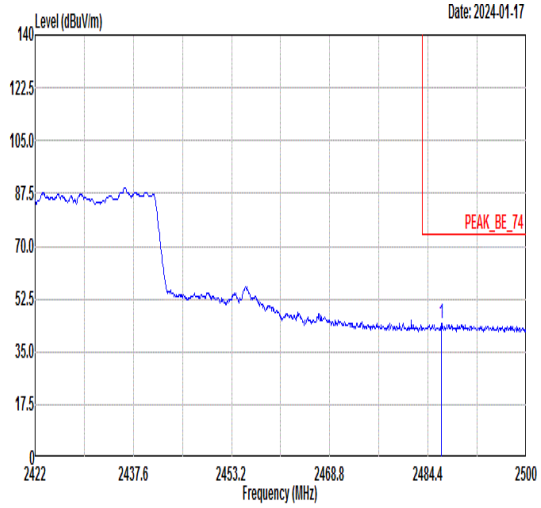 Freq Level Limit Line Margin Read Level Ant Factor Cable Loss Preamp Factor APos TPos Remark MHz dBuV/m dBuV/m dB dBuV dB/m dB dB cm deg 1 2486.51 44.44 74.00 -29.56 41.40 30.70 5.46 33.12 300 357 PEAK	Blank
Avg	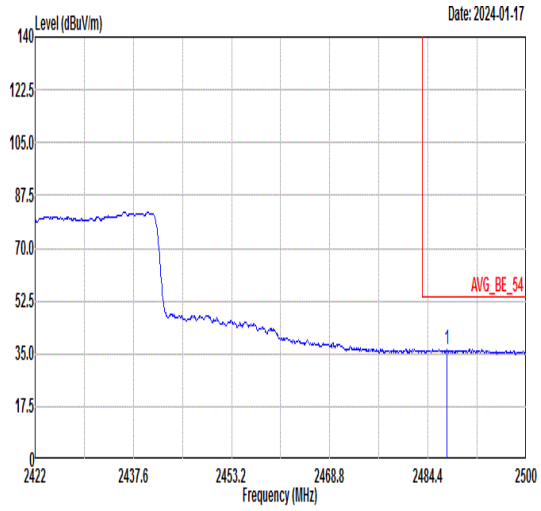 Freq Level Limit Line Margin Read Level Ant Factor Cable Loss Preamp Factor APos TPos Remark MHz dBuV/m dBuV/m dB dBuV dB/m dB dB cm deg 1 2487.36 36.67 54.00 -17.33 33.63 30.70 5.46 33.12 300 357 AVERAGE	Blank

Mode	22	
	Harmonic	
	2400-2483.5_802.11ax HE40_CH03_2422MHz	
ANT	CDD 0+1	
Pol.	Horizontal	Vertical
Peak Avg	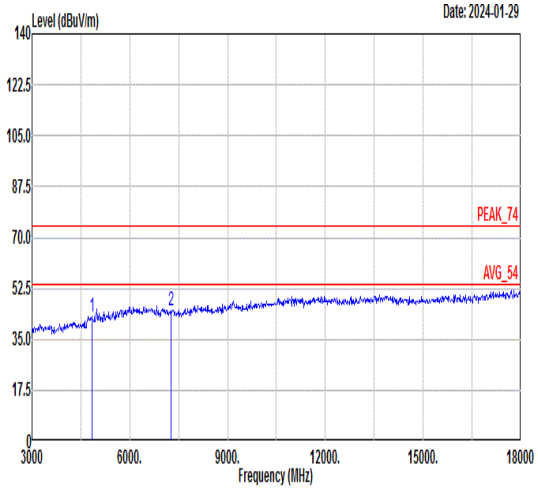 Freq Level Limit Line Margin Read Level Ant Factor Cable Loss Preamp Factor APos TPos Remark MHz dBuV/m dBuV/m dB dBuV dB/m dB dB cm deg 1 4844.00 42.60 74.00 -31.40 62.82 35.83 8.81 64.86 --- --- Peak 2 7266.00 44.72 74.00 -29.28 62.51 36.89 10.18 64.86 --- --- Peak	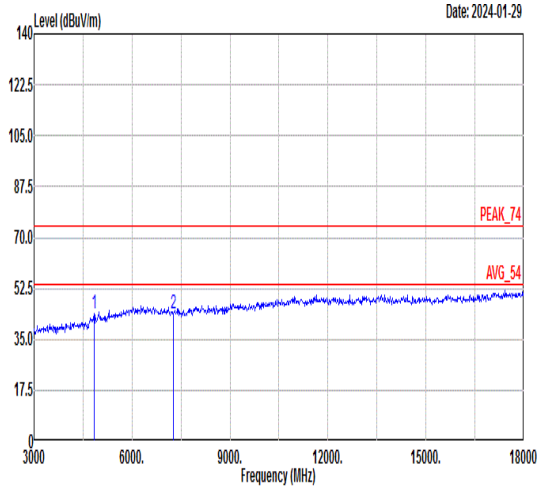 Freq Level Limit Line Margin Read Level Ant Factor Cable Loss Preamp Factor APos TPos Remark MHz dBuV/m dBuV/m dB dBuV dB/m dB dB cm deg 1 4844.00 43.88 74.00 -30.12 64.10 35.83 8.81 64.86 --- --- Peak 2 7266.00 43.76 74.00 -30.24 61.55 36.89 10.18 64.86 --- --- Peak

Mode	23
	Band Edge - L
	2400-2483.5_802.11ax HE40_CH06_2437MHz
ANT	CDD 0+1

Pol.	Horizontal	Fundamental
Peak	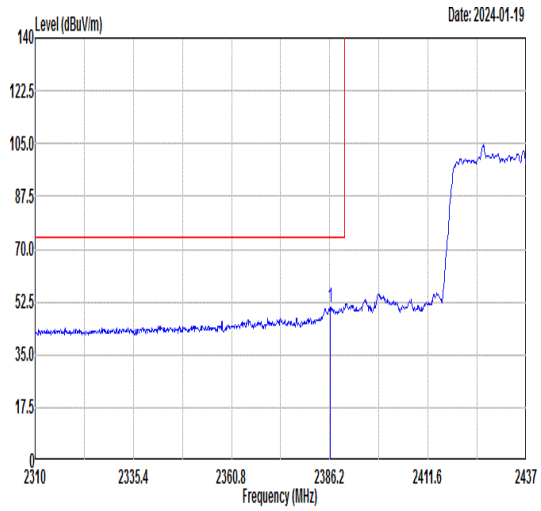 Freq Level Limit Line Margin Read Level Ant Factor Cable Loss Preamp Factor APos TPos Remark MHz dBuV/m dBuV/m dB dBuV dB/m dB dB cm deg 1 2386.33 50.94 74.00 -23.06 48.12 30.72 5.36 33.26 119 130 PEAK	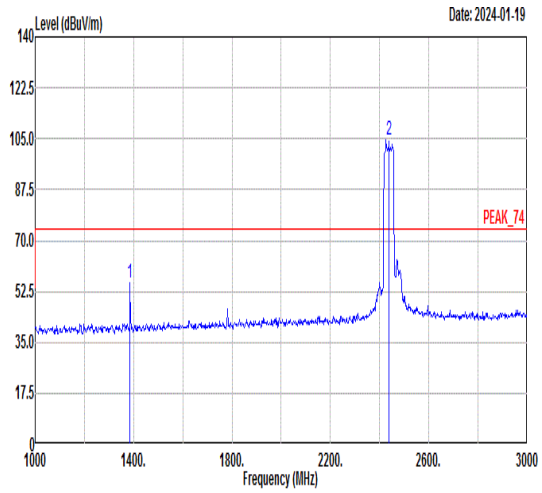 Freq Level Limit Line Margin Read Level Ant Factor Cable Loss Preamp Factor APos TPos Remark MHz dBuV/m dBuV/m dB dBuV dB/m dB dB cm deg 1 1386.00 55.60 74.00 -18.40 56.54 29.42 4.13 34.49 119 130 PEAK 2 2437.00 104.52 ------ ------ 101.62 30.71 5.39 33.20 119 130 PEAK
Avg	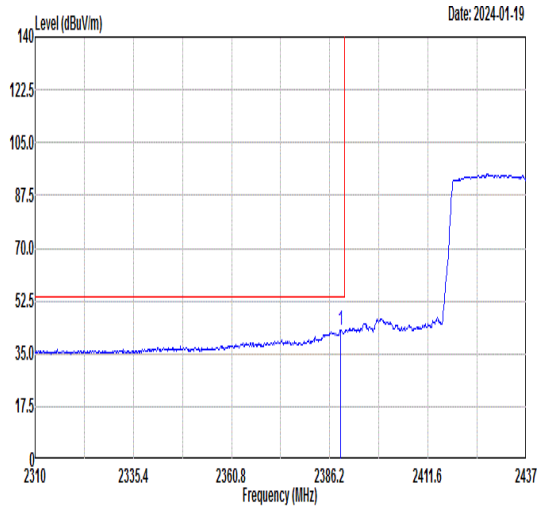 Freq Level Limit Line Margin Read Level Ant Factor Cable Loss Preamp Factor APos TPos Remark MHz dBuV/m dBuV/m dB dBuV dB/m dB dB cm deg 1 2388.99 42.98 54.00 -11.02 40.16 30.72 5.36 33.26 119 130 AVERAGE	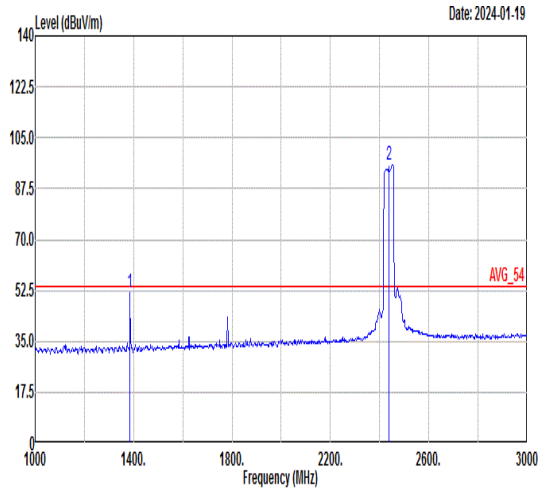 Freq Level Limit Line Margin Read Level Ant Factor Cable Loss Preamp Factor APos TPos Remark MHz dBuV/m dBuV/m dB dBuV dB/m dB dB cm deg 1 1386.00 51.67 54.00 -2.33 52.61 29.42 4.13 34.49 119 130 AVERAGE 2 2437.00 95.60 ------ ------ 92.64 30.71 5.42 33.17 119 130 AVERAGE

Mode	23	
	Band Edge - R	
	2400-2483.5_802.11ax HE40_CH06_2437MHz	
ANT	CDD 0+1	
Pol.	Horizontal	Fundamental
Peak	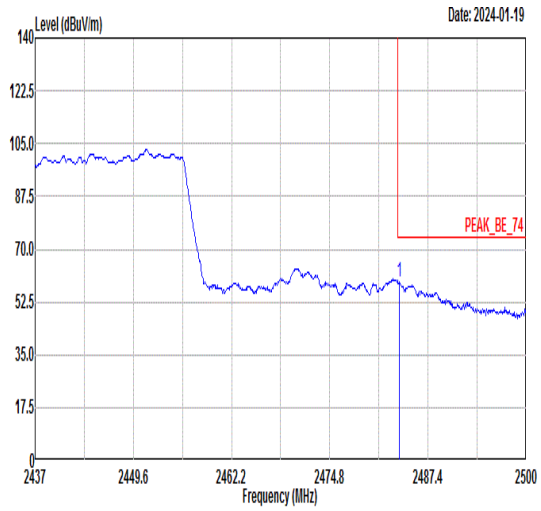 Freq Level Limit Line Margin Read Level Ant Factor Cable Loss Preamp Factor APos TPos Remark MHz dBuV/m dBuV/m dB dBuV dB/m dB dB cm deg 1 2483.68 59.01 74.00 -14.99 55.97 30.70 5.46 33.12 119 130 PEAK	Blank
Avg	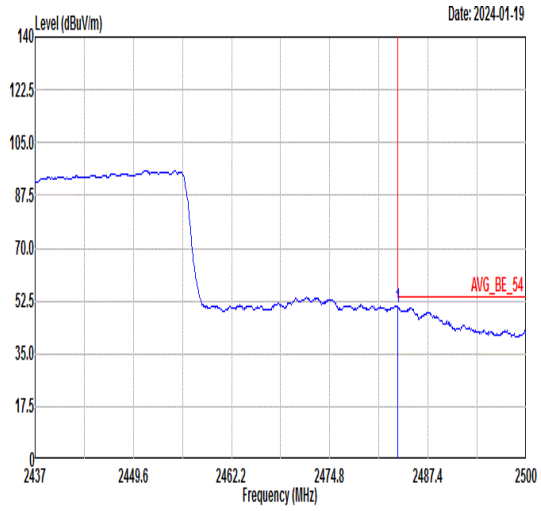 Freq Level Limit Line Margin Read Level Ant Factor Cable Loss Preamp Factor APos TPos Remark MHz dBuV/m dBuV/m dB dBuV dB/m dB dB cm deg 1 2483.56 50.19 54.00 -3.81 47.15 30.70 5.46 33.12 119 130 AVERAGE	Blank

Mode	23	
	Band Edge - L	
	2400-2483.5_802.11ax HE40_CH06_2437MHz	
ANT	CDD 0+1	
Pol.	Vertical	Fundamental
Peak	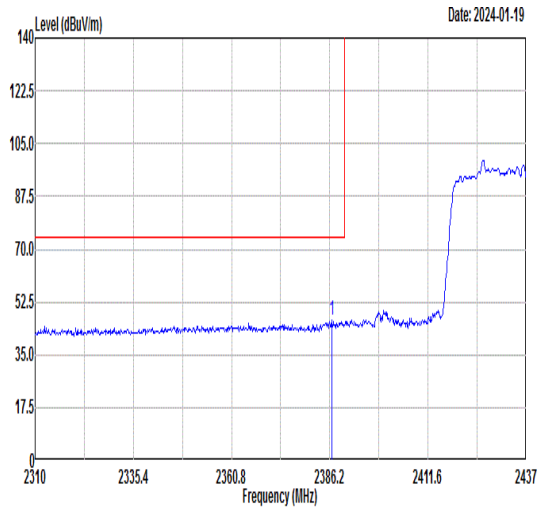 Freq Level Limit Line Margin Read Level Ant Factor Cable Loss Preamp Factor APos TPos Remark MHz dBuV/m dBuV/m dB dBuV dB/m dB dB cm deg 1 2386.71 46.26 74.00 -27.74 43.44 30.72 5.36 33.26 316 166 PEAK	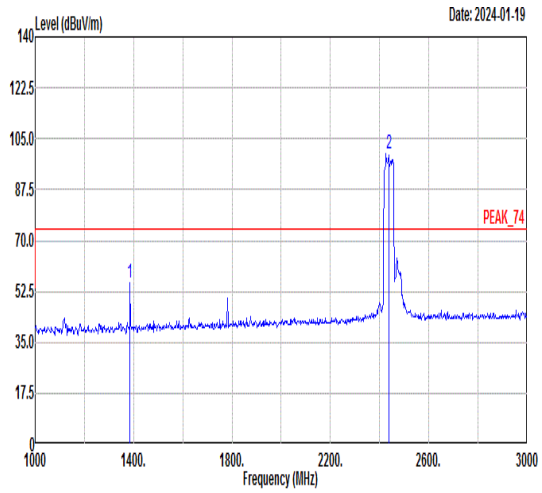 Freq Level Limit Line Margin Read Level Ant Factor Cable Loss Preamp Factor APos TPos Remark MHz dBuV/m dBuV/m dB dBuV dB/m dB dB cm deg 1 1386.00 55.54 74.00 -18.46 56.48 29.42 4.13 34.49 316 166 PEAK 2 2437.00 100.06 ------ ------ 97.16 30.71 5.39 33.20 316 166 PEAK
Avg	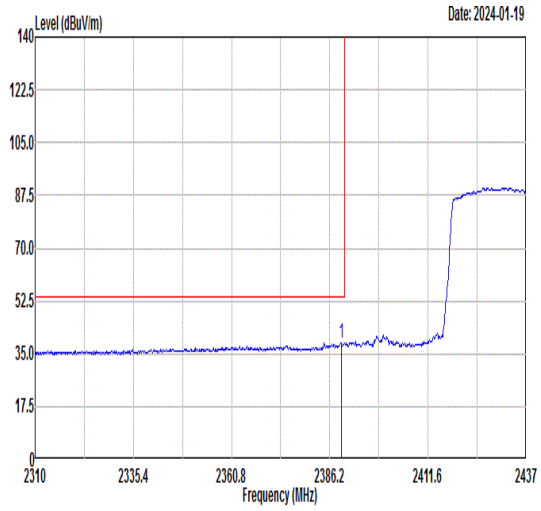 Freq Level Limit Line Margin Read Level Ant Factor Cable Loss Preamp Factor APos TPos Remark MHz dBuV/m dBuV/m dB dBuV dB/m dB dB cm deg 1 2389.12 38.67 54.00 -15.33 35.85 30.72 5.36 33.26 316 166 AVERAGE	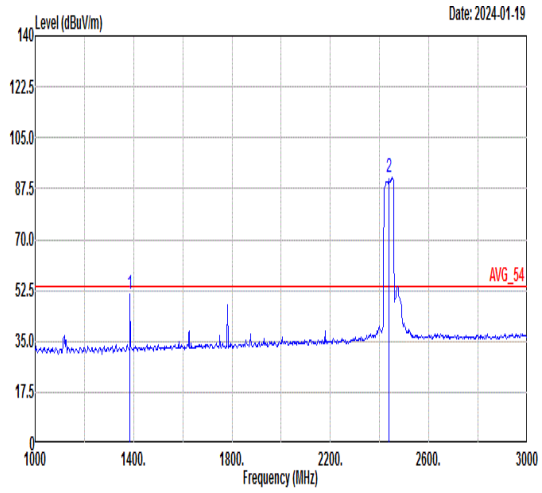 Freq Level Limit Line Margin Read Level Ant Factor Cable Loss Preamp Factor APos TPos Remark MHz dBuV/m dBuV/m dB dBuV dB/m dB dB cm deg 1 1386.00 51.35 54.00 -2.65 52.29 29.42 4.13 34.49 316 166 AVERAGE 2 2437.00 91.31 ------ ------ 88.35 30.71 5.42 33.17 316 166 AVERAGE

Mode	23	
	Band Edge - R	
	2400-2483.5_802.11ax HE40_CH06_2437MHz	
ANT	CDD 0+1	
Pol.	Vertical	Fundamental
Peak	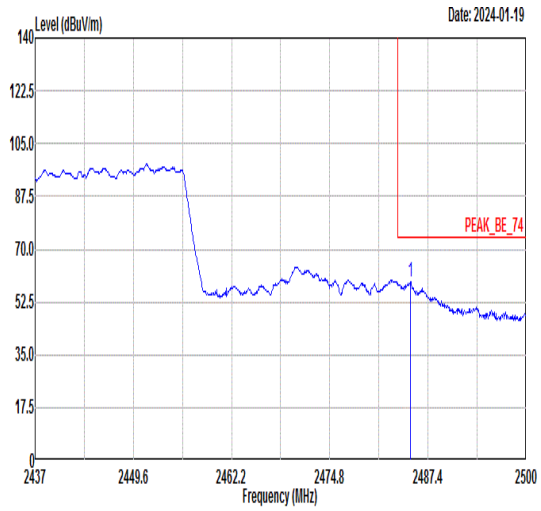 Freq Level Limit Line Margin Read Level Ant Factor Cable Loss Preamp Factor APos TPos Remark MHz dBuV/m dBuV/m dB dBuV dB/m dB dB cm deg 1 2485.13 59.20 74.00 -14.80 56.16 30.70 5.46 33.12 316 166 PEAK	Blank
Avg	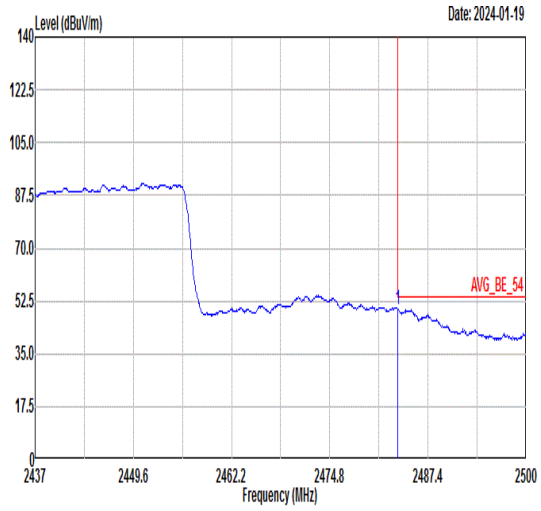 Freq Level Limit Line Margin Read Level Ant Factor Cable Loss Preamp Factor APos TPos Remark MHz dBuV/m dBuV/m dB dBuV dB/m dB dB cm deg 1 2483.56 49.63 54.00 -4.37 46.59 30.70 5.46 33.12 316 166 AVERAGE	Blank

Mode	23	
	Harmonic	
	2400-2483.5_802.11ax HE40_CH06_2437MHz	
ANT	CDD 0+1	
Pol.	Horizontal	Vertical
Peak Avg	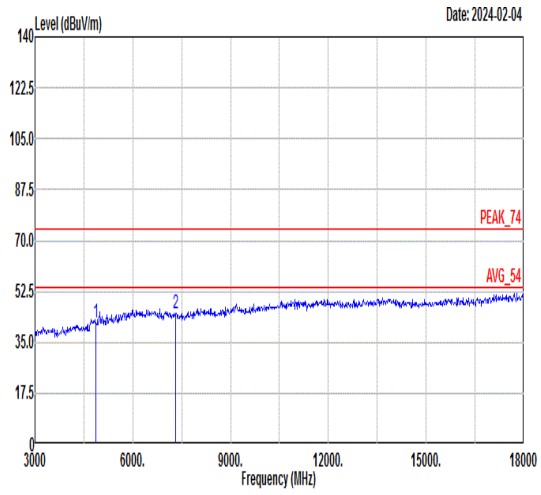 Freq Level Limit Line Margin Read Level Ant Factor Cable Loss Preamp Factor APos TPos Remark MHz dBuV/m dBuV/m dB dBuV dB/m dB dB cm deg 1 4874.00 41.92 74.00 -32.08 62.17 35.90 8.72 64.87 --- --- Peak 2 7311.00 44.77 74.00 -29.23 62.57 36.88 10.18 64.86 --- --- Peak	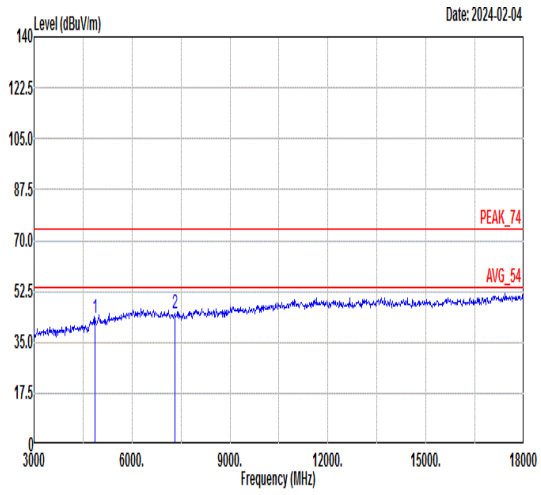 Freq Level Limit Line Margin Read Level Ant Factor Cable Loss Preamp Factor APos TPos Remark MHz dBuV/m dBuV/m dB dBuV dB/m dB dB cm deg 1 4874.00 43.58 74.00 -30.42 63.83 35.90 8.72 64.87 --- --- Peak 2 7311.00 44.86 74.00 -29.14 62.66 36.88 10.18 64.86 --- --- Peak

Mode	24
	Band Edge - L
	2400-2483.5_802.11ax HE40_CH09_2452MHz
ANT	CDD 0+1

Pol.	Horizontal	Fundamental
Peak	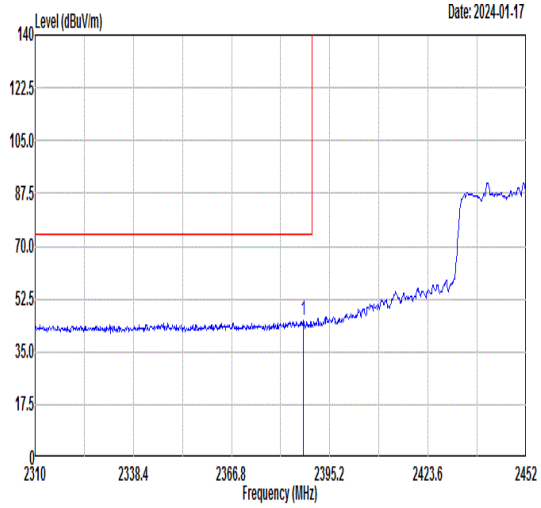 Freq Level Limit Line Margin Read Level Ant Factor Cable Loss Preamp Factor APos TPos Remark MHz dBuV/m dBuV/m dB dBuV dB/m dB dB cm deg 1 2387.53 45.67 74.00 -28.33 42.85 30.72 5.36 33.26 100 223 PEAK	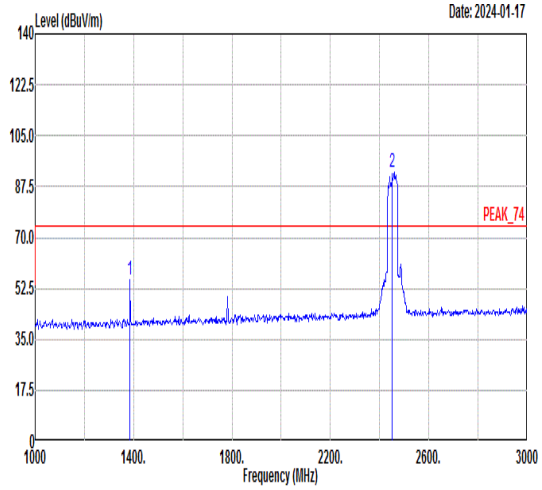 Freq Level Limit Line Margin Read Level Ant Factor Cable Loss Preamp Factor APos TPos Remark MHz dBuV/m dBuV/m dB dBuV dB/m dB dB cm deg 1 1386.00 55.70 74.00 -18.30 56.64 29.42 4.13 34.49 100 223 PEAK 2 2452.00 92.37 ------ ------ 89.39 30.71 5.43 33.16 100 223 PEAK
Avg	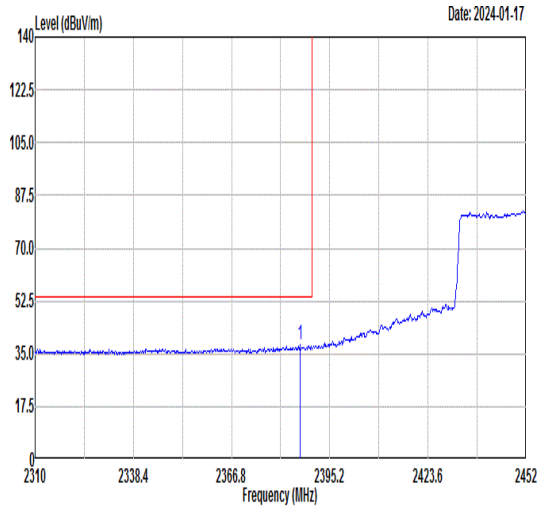 Freq Level Limit Line Margin Read Level Ant Factor Cable Loss Preamp Factor APos TPos Remark MHz dBuV/m dBuV/m dB dBuV dB/m dB dB cm deg 1 2386.54 37.82 54.00 -16.18 35.00 30.72 5.36 33.26 100 223 AVERAGE	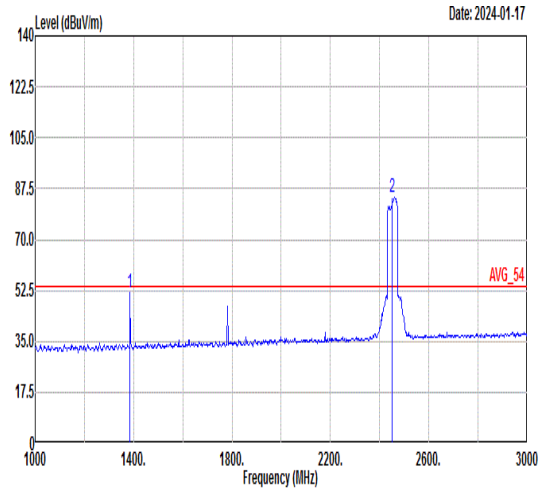 Freq Level Limit Line Margin Read Level Ant Factor Cable Loss Preamp Factor APos TPos Remark MHz dBuV/m dBuV/m dB dBuV dB/m dB dB cm deg 1 1386.00 51.57 54.00 -2.43 52.51 29.42 4.13 34.49 100 223 AVERAGE 2 2452.00 84.40 ------ ------ 81.42 30.71 5.43 33.16 100 223 AVERAGE

Mode	24	
	Band Edge - R	
	2400-2483.5_802.11ax HE40_CH09_2452MHz	
ANT	CDD 0+1	
Pol.	Horizontal	Fundamental
Peak	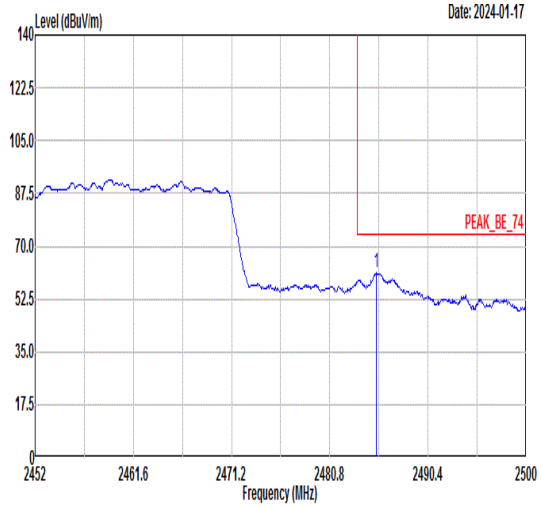 Freq Level Limit Line Margin Read Level Ant Factor Cable Loss Preamp Factor APos TPos Remark MHz dBuV/m dBuV/m dB dBuV dB/m dB dB cm deg 1 2485.31 61.10 74.00 -12.90 58.06 30.70 5.46 33.12 100 223 PEAK	Blank
Avg	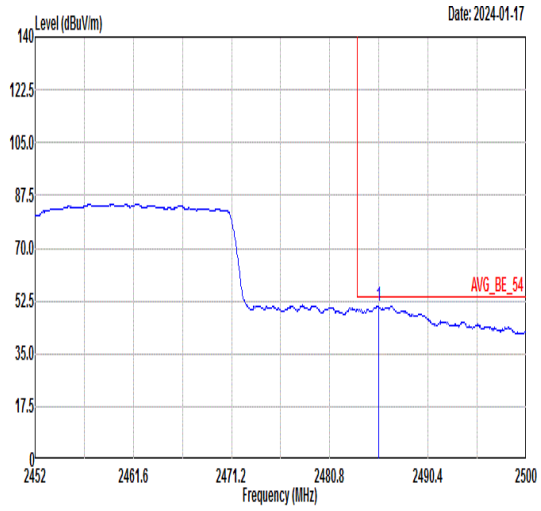 Freq Level Limit Line Margin Read Level Ant Factor Cable Loss Preamp Factor APos TPos Remark MHz dBuV/m dBuV/m dB dBuV dB/m dB dB cm deg 1 2485.60 50.65 54.00 -3.35 47.61 30.70 5.46 33.12 100 223 AVERAGE	Blank

Mode	24	
	Band Edge - L	
	2400-2483.5_802.11ax HE40_CH09_2452MHz	
ANT	CDD 0+1	
Pol.	Vertical	Fundamental
Peak	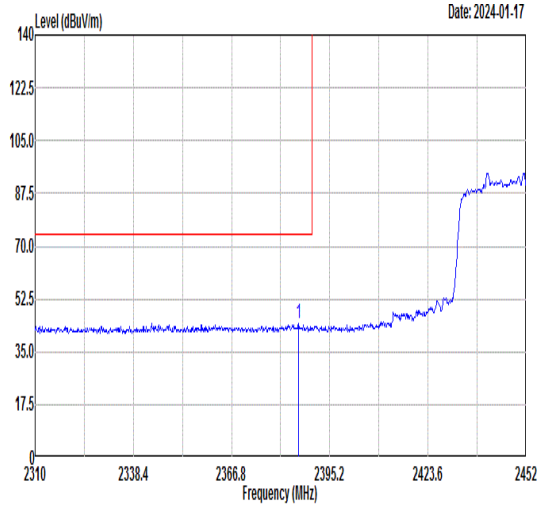 Freq Level Limit Line Margin Read Level Ant Factor Cable Loss Preamp Factor APos TPos Remark MHz dBuV/m dBuV/m dB dBuV dB/m dB dB cm deg 1 2386.11 44.42 74.00 -29.58 41.60 30.72 5.36 33.26 350 190 PEAK	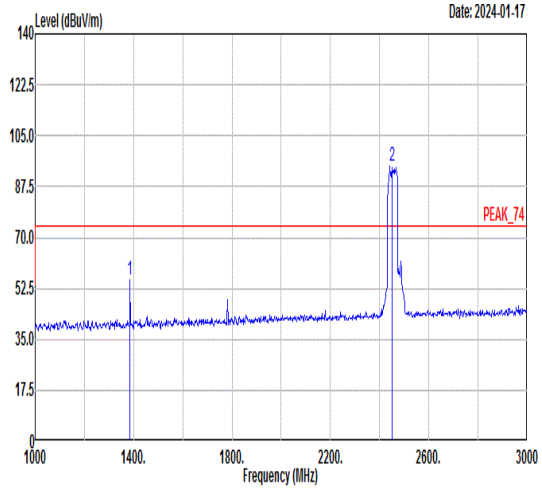 Freq Level Limit Line Margin Read Level Ant Factor Cable Loss Preamp Factor APos TPos Remark MHz dBuV/m dBuV/m dB dBuV dB/m dB dB cm deg 1 1386.00 55.53 74.00 -18.47 56.47 29.42 4.13 34.49 350 190 PEAK 2 2452.00 94.44 ------ ------ 91.50 30.71 5.41 33.18 350 190 PEAK
Avg	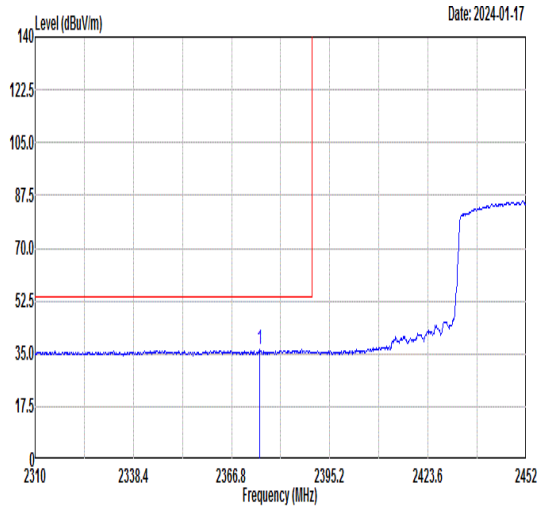 Freq Level Limit Line Margin Read Level Ant Factor Cable Loss Preamp Factor APos TPos Remark MHz dBuV/m dBuV/m dB dBuV dB/m dB dB cm deg 1 2374.89 36.49 54.00 -17.51 33.69 30.73 5.35 33.28 350 190 AVERAGE	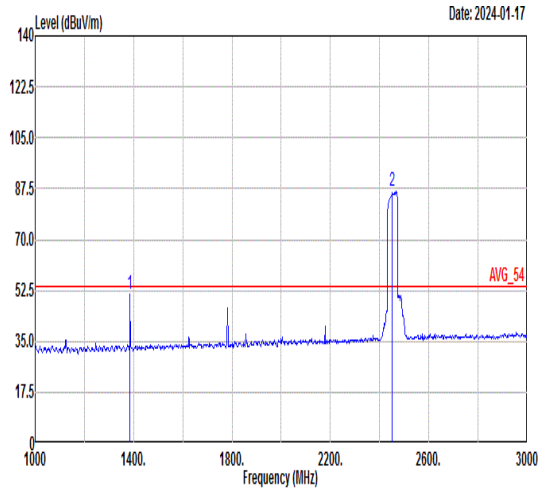 Freq Level Limit Line Margin Read Level Ant Factor Cable Loss Preamp Factor APos TPos Remark MHz dBuV/m dBuV/m dB dBuV dB/m dB dB cm deg 1 1386.00 51.42 54.00 -2.58 52.36 29.42 4.13 34.49 350 190 AVERAGE 2 2452.00 86.54 ------ ------ 83.54 30.71 5.44 33.15 350 190 AVERAGE

Mode	24	
	Band Edge - R	
	2400-2483.5_802.11ax HE40_CH09_2452MHz	
ANT	CDD 0+1	
Pol.	Vertical	Fundamental
Peak	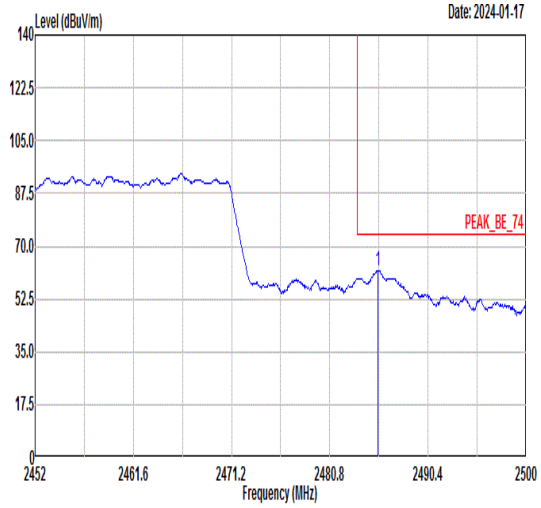 Freq Level Limit Line Margin Read Level Ant Factor Cable Loss Preamp Factor APos TPos Remark MHz dBuV/m dBuV/m dB dBuV dB/m dB dB cm deg 1 2485.50 62.03 74.00 -11.97 58.99 30.70 5.46 33.12 350 190 PEAK	Blank
Avg	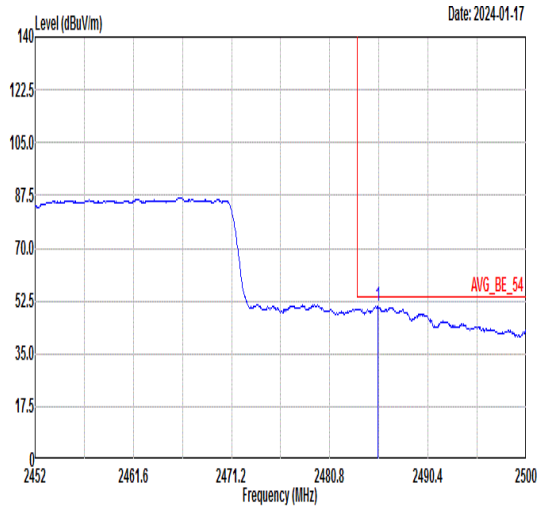 Freq Level Limit Line Margin Read Level Ant Factor Cable Loss Preamp Factor APos TPos Remark MHz dBuV/m dBuV/m dB dBuV dB/m dB dB cm deg 1 2485.50 50.65 54.00 -3.35 47.61 30.70 5.46 33.12 350 190 AVERAGE	Blank

Mode	4	
	Harmonic	
	2400-2483.5_802.11ax HE40_CH09_2452MHz	
ANT	CDD 0+1	
Pol.	Horizontal	Vertical
Peak Avg	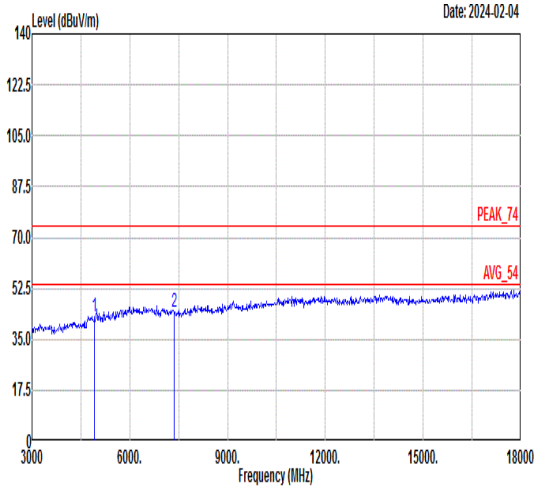 Freq Level Limit Line Margin Read Level Ant Factor Cable Loss Preamp Factor APos TPos Remark MHz dBuV/m dBuV/m dB dBuV dB/m dB dB cm deg 1 4904.00 42.79 74.00 -31.21 63.07 35.97 8.63 64.88 --- --- Peak 2 7356.00 44.14 74.00 -29.86 61.96 36.86 10.18 64.86 --- --- Peak	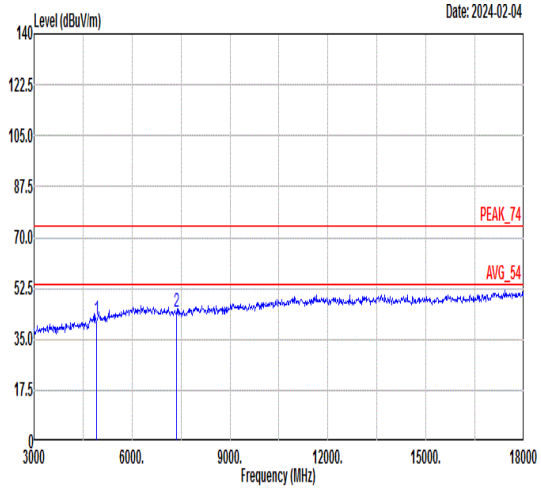 Freq Level Limit Line Margin Read Level Ant Factor Cable Loss Preamp Factor APos TPos Remark MHz dBuV/m dBuV/m dB dBuV dB/m dB dB cm deg 1 4904.00 41.82 74.00 -32.18 62.10 35.97 8.63 64.88 --- --- Peak 2 7356.00 44.49 74.00 -29.51 62.31 36.86 10.18 64.86 --- --- Peak

Mode	25	
	Band Edge - L	
	2400-2483.5_802.11n HT20_CH01_2412MHz	
ANT	CDD 0+1	
Pol.	Horizontal	Fundamental
Peak	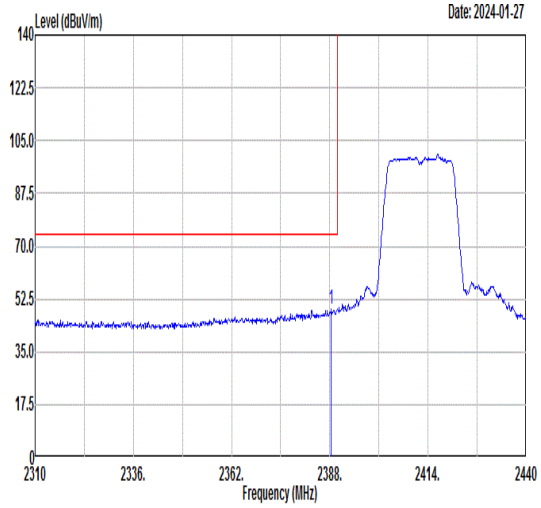 Freq Level Limit Line Margin Read Level Ant Factor Cable Loss Preamp Factor APos TPos Remark MHz dBuV/m dBuV/m dB dBuV dB/m dB dB cm deg 1 2388.39 49.33 74.00 -24.67 46.78 30.72 5.36 33.53 105 99 PEAK	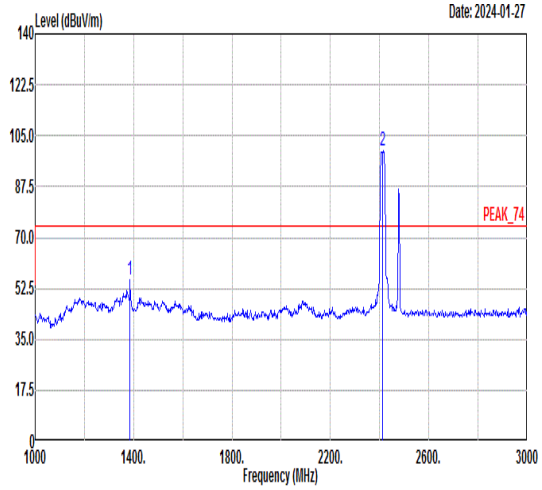 Freq Level Limit Line Margin Read Level Ant Factor Cable Loss Preamp Factor APos TPos Remark MHz dBuV/m dBuV/m dB dBuV dB/m dB dB cm deg 1 1386.00 55.45 74.00 -18.55 56.83 29.42 4.13 34.93 105 99 PEAK 2 2412.00 99.68 ------ ------ 97.13 30.72 5.38 33.55 105 99 PEAK
Avg	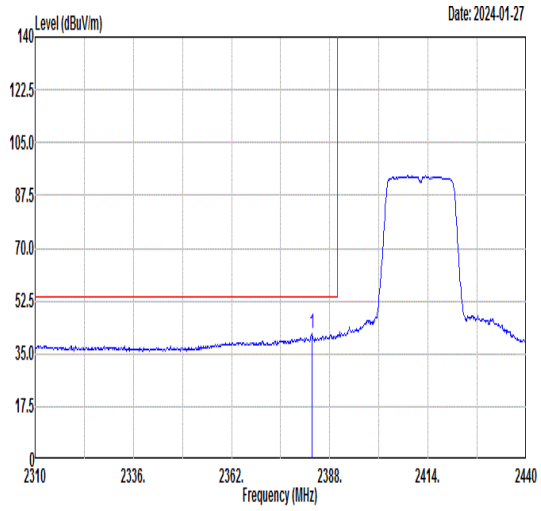 Freq Level Limit Line Margin Read Level Ant Factor Cable Loss Preamp Factor APos TPos Remark MHz dBuV/m dBuV/m dB dBuV dB/m dB dB cm deg 1 2383.32 41.51 54.00 -12.49 38.97 30.72 5.35 33.53 105 99 AVERAGE	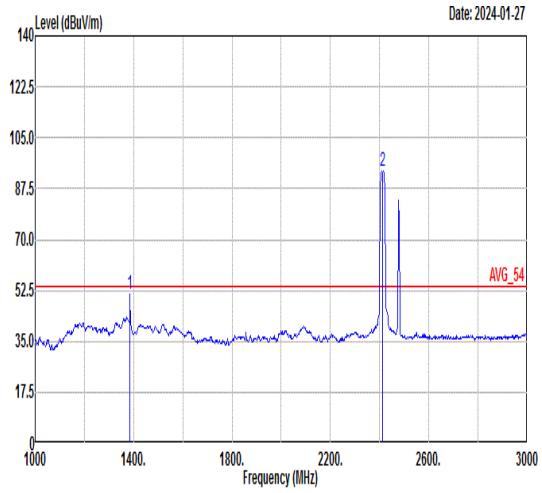 Freq Level Limit Line Margin Read Level Ant Factor Cable Loss Preamp Factor APos TPos Remark MHz dBuV/m dBuV/m dB dBuV dB/m dB dB cm deg 1 1386.00 51.43 54.00 -2.57 52.81 29.42 4.13 34.93 105 99 AVERAGE 2 2412.00 93.58 ------ ------ 91.03 30.72 5.38 33.55 105 99 AVERAGE

Mode	25	
	Band Edge - L	
	2400-2483.5_802.11n HT20_CH01_2412MHz	
ANT	CDD 0+1	
Pol.	Vertical	Fundamental
Peak	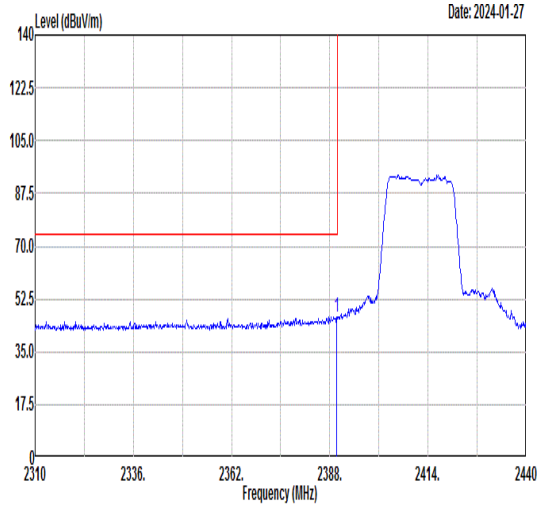 Freq Level Limit Line Margin Read Level Ant Factor Cable Loss Preamp Factor APos TPos Remark MHz dBuV/m dBuV/m dB dBuV dB/m dB dB cm deg 1 2389.82 46.55 74.00 -27.45 44.00 30.72 5.36 33.53 300 344 PEAK	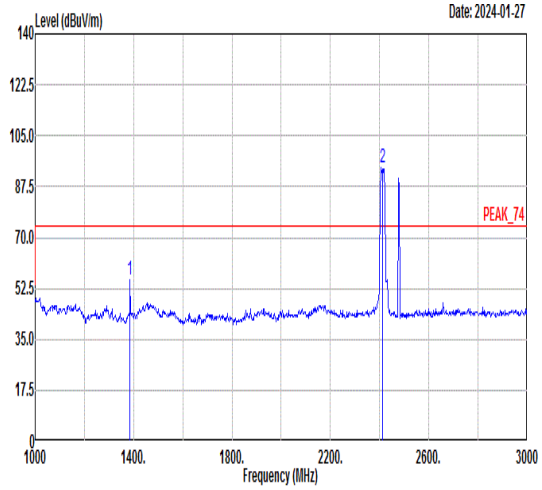 Freq Level Limit Line Margin Read Level Ant Factor Cable Loss Preamp Factor APos TPos Remark MHz dBuV/m dBuV/m dB dBuV dB/m dB dB cm deg 1 1386.00 55.65 74.00 -18.35 57.03 29.42 4.13 34.93 300 344 PEAK 2 2412.00 93.84 ------ ------ 91.29 30.72 5.37 33.54 300 344 PEAK
Avg	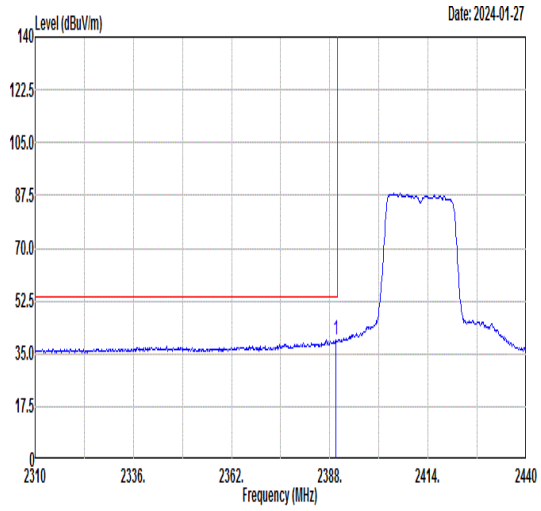 Freq Level Limit Line Margin Read Level Ant Factor Cable Loss Preamp Factor APos TPos Remark MHz dBuV/m dBuV/m dB dBuV dB/m dB dB cm deg 1 2389.69 39.53 54.00 -14.47 36.98 30.72 5.36 33.53 300 344 AVERAGE	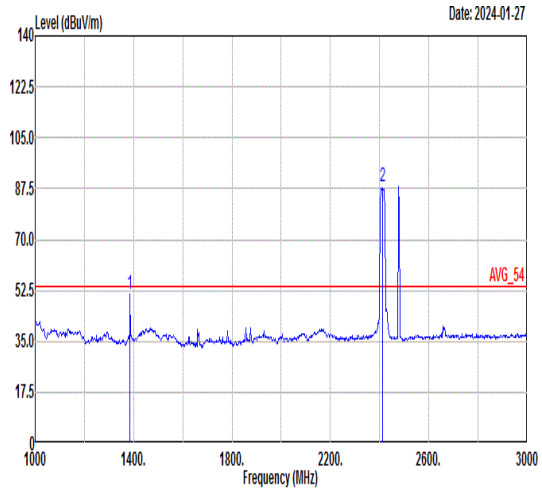 Freq Level Limit Line Margin Read Level Ant Factor Cable Loss Preamp Factor APos TPos Remark MHz dBuV/m dBuV/m dB dBuV dB/m dB dB cm deg 1 1386.00 51.19 54.00 -2.81 52.57 29.42 4.13 34.93 300 344 AVERAGE 2 2412.00 88.29 ------ ------ 85.73 30.70 5.45 33.59 300 344 AVERAGE

Mode	25	
	Band Edge - R	
	2400-2483.5_Bluetooth-LE_CH38_2478MHz	
ANT	CDD 0+1	
Pol.	Horizontal	Fundamental
Peak	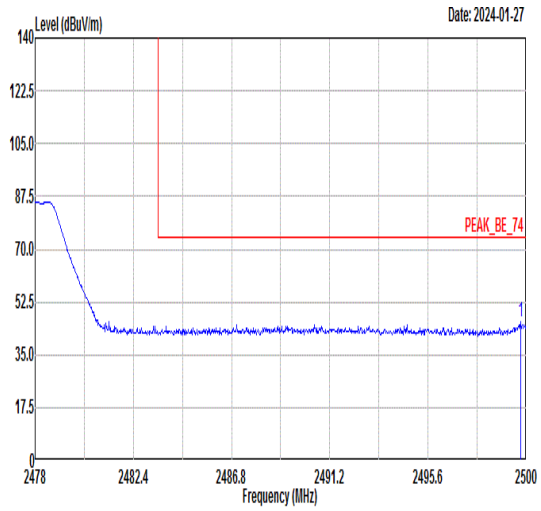 Freq Level Limit Line Margin Read Level Ant Factor Cable Loss Preamp Factor APos TPos Remark 1 2499.76 46.11 74.00 -27.89 43.53 30.70 5.48 33.60 400 257 PEAK	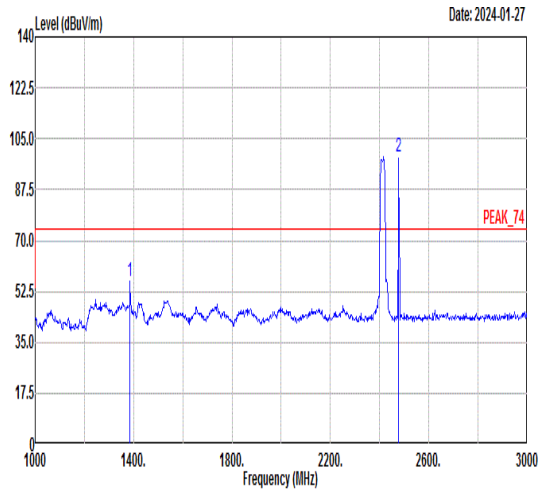 Freq Level Limit Line Margin Read Level Ant Factor Cable Loss Preamp Factor APos TPos Remark 1 1386.00 56.15 74.00 -17.85 57.53 29.42 4.13 34.93 400 257 PEAK 2 2478.00 99.01 ------ ------ 96.46 30.72 5.38 33.55 400 257 PEAK
Avg	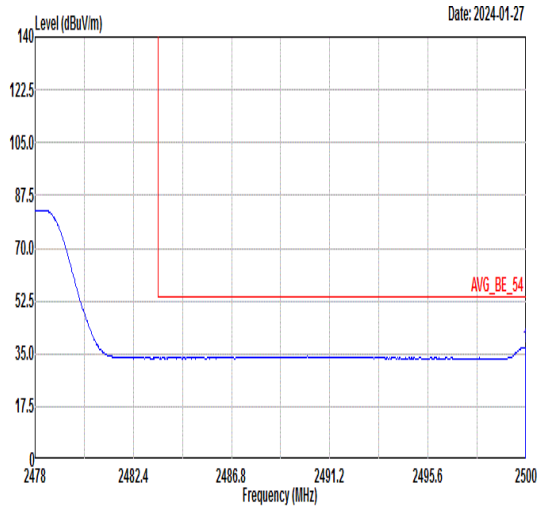 Freq Level Limit Line Margin Read Level Ant Factor Cable Loss Preamp Factor APos TPos Remark 1 2499.98 37.22 54.00 -16.78 34.64 30.70 5.48 33.60 400 257 AVERAGE	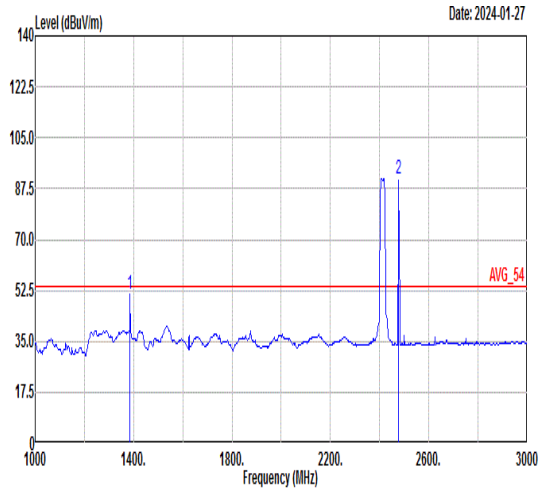 Freq Level Limit Line Margin Read Level Ant Factor Cable Loss Preamp Factor APos TPos Remark 1 1386.00 51.41 54.00 -2.59 52.79 29.42 4.13 34.93 400 257 AVERAGE 2 2478.00 90.98 ------ ------ 88.43 30.72 5.37 33.54 400 257 AVERAGE

Mode	25	
	Band Edge - R	
	2400-2483.5_Bluetooth-LE_CH38_2478MHz	
ANT	CDD 0+1	
Pol.	Vertical	Fundamental
Peak	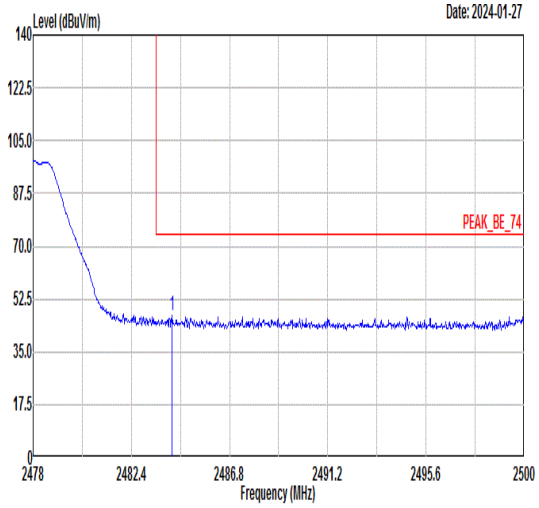 Freq Level Limit Line Margin Read Level Ant Factor Cable Loss Preamp Factor APos TPos Remark MHz dBuV/m dBuV/m dB dBuV dB/m dB dB cm deg 1 2484.23 46.90 74.00 -27.10 44.33 30.70 5.46 33.59 351 161 PEAK	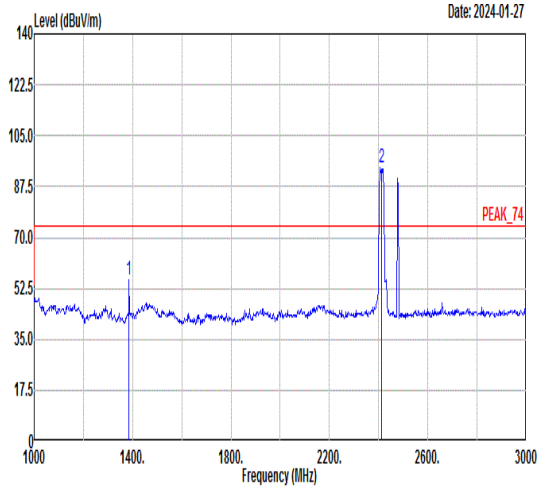 Freq Level Limit Line Margin Read Level Ant Factor Cable Loss Preamp Factor APos TPos Remark MHz dBuV/m dBuV/m dB dBuV dB/m dB dB cm deg 1 1386.00 55.65 74.00 -18.35 57.03 29.42 4.13 34.93 300 344 PEAK 2 2412.00 93.84 ------ ------ 91.29 30.72 5.37 33.54 300 344 PEAK
Avg	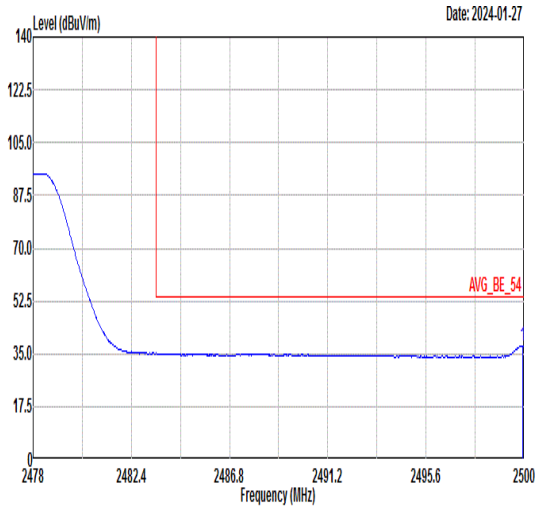 Freq Level Limit Line Margin Read Level Ant Factor Cable Loss Preamp Factor APos TPos Remark MHz dBuV/m dBuV/m dB dBuV dB/m dB dB cm deg 1 2499.93 37.63 54.00 -16.37 35.05 30.70 5.48 33.60 351 161 AVERAGE	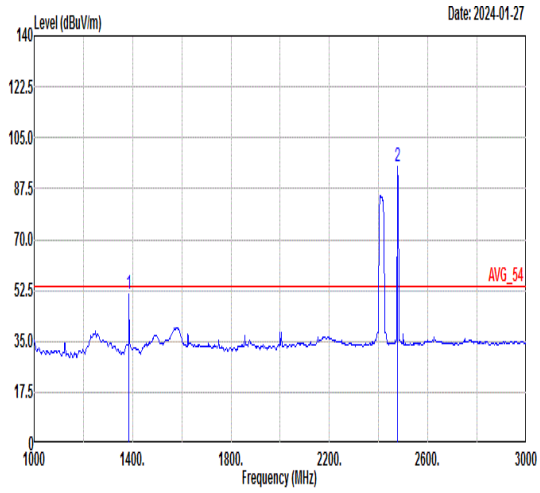 Freq Level Limit Line Margin Read Level Ant Factor Cable Loss Preamp Factor APos TPos Remark MHz dBuV/m dBuV/m dB dBuV dB/m dB dB cm deg 1 1386.00 51.27 54.00 -2.73 52.65 29.42 4.13 34.93 351 161 AVERAGE 2 2478.00 94.87 ------ ------ 92.31 30.70 5.45 33.59 351 161 AVERAGE

Mode	25	
	Harmonic	
	2400-2483.5_Bluetooth-LE_CH38_2478MHz	
ANT	CDD 0+1	
Pol.	Horizontal	Vertical
Peak Avg	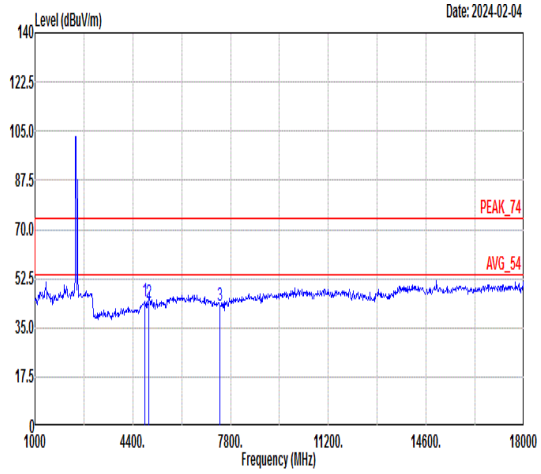 Freq Level Limit Line Margin Read Level Ant Factor Cable Loss Preamp Factor APos TPos Remark MHz dBuV/m dBuV/m dB dBuV dB/m dB dB cm deg 1 4824.00 44.16 74.00 -29.84 32.24 35.78 8.88 32.74 --- --- Peak 2 4956.00 43.72 74.00 -30.28 31.86 36.09 8.48 32.71 --- --- Peak 3 7434.00 42.74 74.00 -31.26 29.27 36.83 10.17 33.53 --- --- Peak	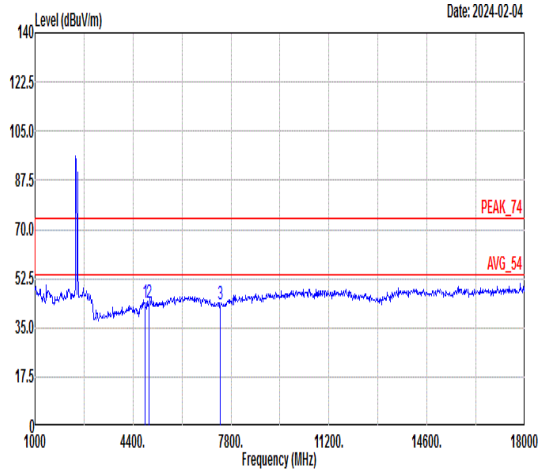 Freq Level Limit Line Margin Read Level Ant Factor Cable Loss Preamp Factor APos TPos Remark MHz dBuV/m dBuV/m dB dBuV dB/m dB dB cm deg 1 4824.00 43.67 74.00 -30.33 31.75 35.78 8.88 32.74 --- --- Peak 2 4956.00 43.78 74.00 -30.22 31.92 36.09 8.48 32.71 --- --- Peak 3 7434.00 43.20 74.00 -30.80 29.73 36.83 10.17 33.53 --- --- Peak

Mode	26	
	LF	
	LF_2400-2483.5_802.11n HT20_CH01_2412MHz	
ANT	CDD 0+1	
Pol.	Horizontal	Vertical
QP/ Peak	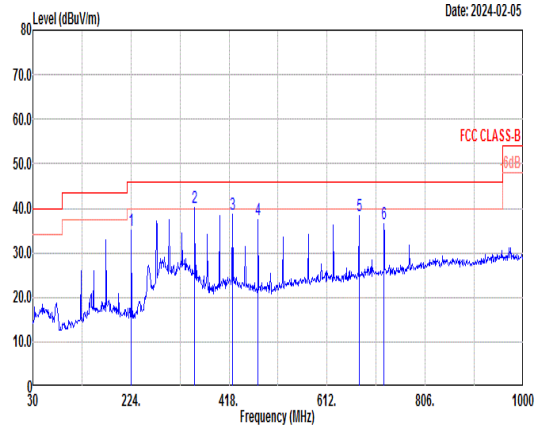 Freq Level Limit Line Margin Read Level Ant Factor Cable Loss Preamp Factor APos TPos Remark MHz dBuV/m dBuV/m dB dBuV dB/m dB dB cm deg 1 224.97 34.89 46.00 -11.11 49.25 15.70 1.54 31.60 --- --- Peak 2 350.10 40.27 46.00 -5.73 49.19 20.50 1.98 31.40 --- --- Peak 3 424.79 38.61 46.00 -7.39 45.16 22.80 2.15 31.50 --- --- Peak 4 475.23 37.38 46.00 -8.62 42.96 23.60 2.27 31.45 --- --- Peak 5 675.05 38.20 46.00 -7.80 40.20 26.50 2.70 31.20 --- --- Peak 6 724.52 36.60 46.00 -9.40 37.50 27.50 2.80 31.20 --- --- Peak	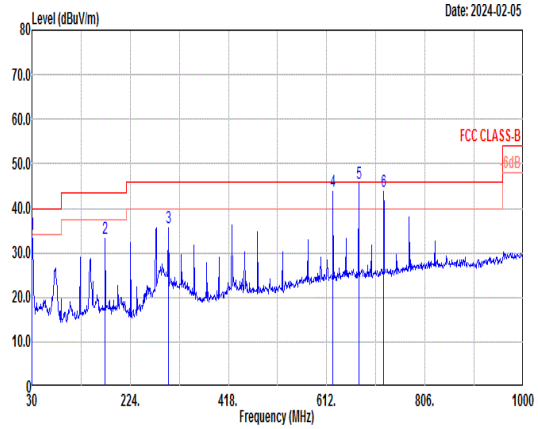 Freq Level Limit Line Margin Read Level Ant Factor Cable Loss Preamp Factor APos TPos Remark MHz dBuV/m dBuV/m dB dBuV dB/m dB dB cm deg 1 30.00 33.97 40.00 -6.03 39.84 25.20 0.53 31.60 --- --- Peak 2 174.53 33.33 43.50 -10.17 48.33 15.30 1.35 31.65 --- --- Peak 3 299.66 35.61 46.00 -10.39 46.01 19.30 1.80 31.50 --- --- Peak 4 624.61 43.68 46.00 -2.32 46.33 25.90 2.60 31.15 --- --- Peak 5 675.05 45.57 46.00 -0.43 47.56 26.50 2.71 31.20 --- --- Peak 6 724.52 43.77 46.00 -2.23 44.67 27.50 2.80 31.20 --- --- Peak

Mode	27	
	Band Edge	
	2400-2483.5_802.11g_CH02_2417MHz	
ANT	CDD 0+1	
Pol.	Horizontal	Fundamental
Peak	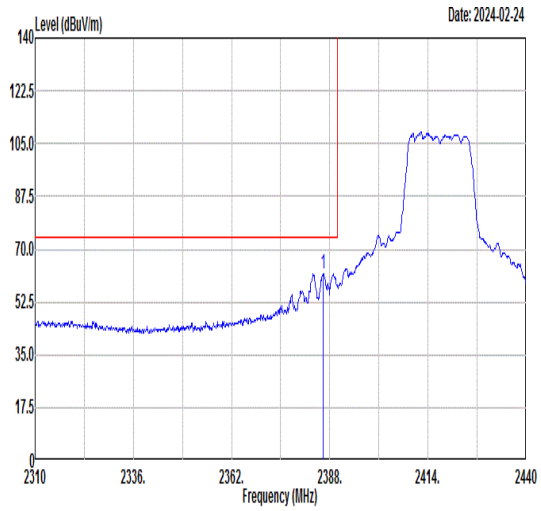 Freq Level Limit Line Margin Read Level Ant Factor Cable Loss Preamp Factor APos TPos Remark MHz dBuV/m dBuV/m dB dBuV dB/m dB dB cm deg 1 2386.31 61.94 74.00 -12.06 59.39 30.72 5.36 33.53 400 242 PEAK	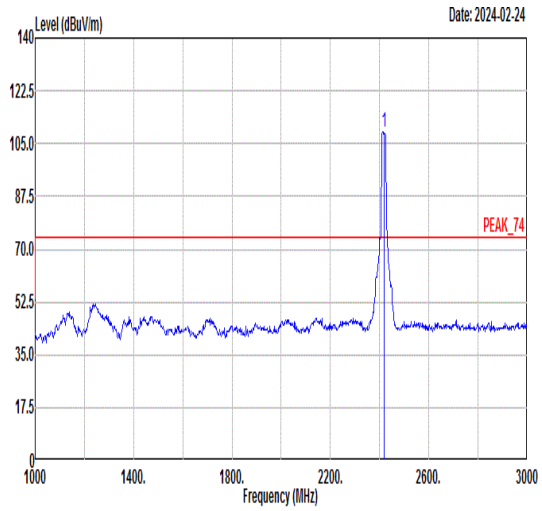 Freq Level Limit Line Margin Read Level Ant Factor Cable Loss Preamp Factor APos TPos Remark MHz dBuV/m dBuV/m dB dBuV dB/m dB dB cm deg 1 2417.00 108.91 ------ ------ 106.36 30.72 5.38 33.55 400 242 PEAK
Avg	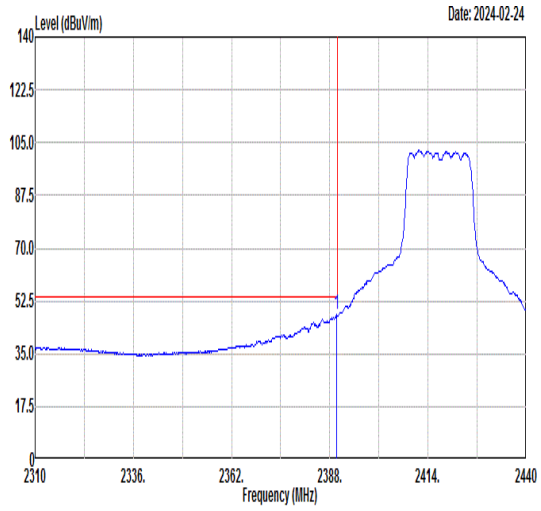 Freq Level Limit Line Margin Read Level Ant Factor Cable Loss Preamp Factor APos TPos Remark MHz dBuV/m dBuV/m dB dBuV dB/m dB dB cm deg 1 2389.82 47.96 54.00 -6.04 45.41 30.72 5.36 33.53 400 242 AVERAGE	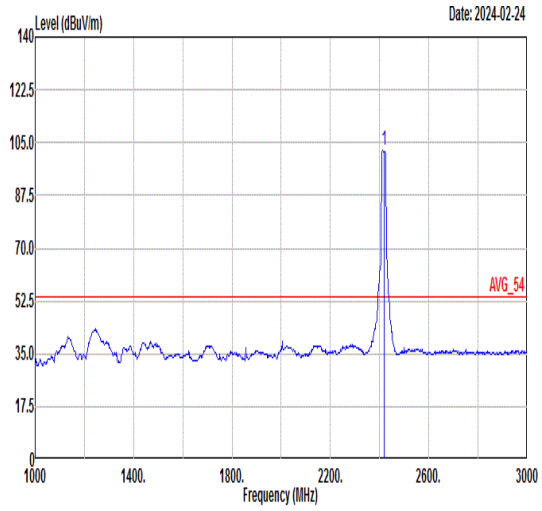 Freq Level Limit Line Margin Read Level Ant Factor Cable Loss Preamp Factor APos TPos Remark MHz dBuV/m dBuV/m dB dBuV dB/m dB dB cm deg 1 2417.00 102.24 ------ ------ 99.69 30.72 5.38 33.55 400 242 AVERAGE

Mode	27	
	Band Edge	
	2400-2483.5_802.11g_CH02_2417MHz	
ANT	CDD 0+1	
Pol.	Vertical	Fundamental
Peak	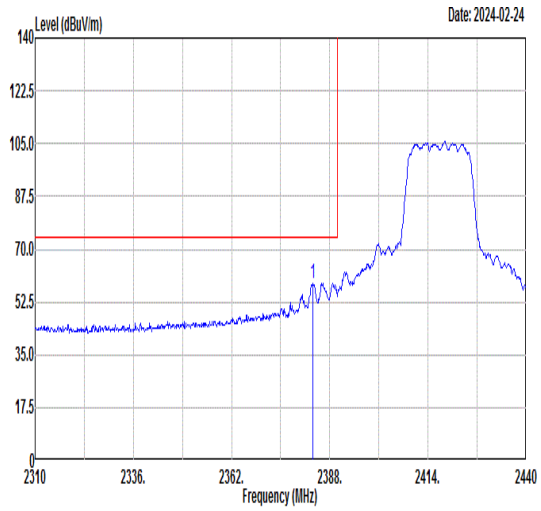 Freq Level Limit Line Margin Read Level Ant Factor Cable Loss Preamp Factor APos TPos Remark 1 2383.45 58.77 74.00 -15.23 56.23 30.72 5.35 33.53 300 347 PEAK	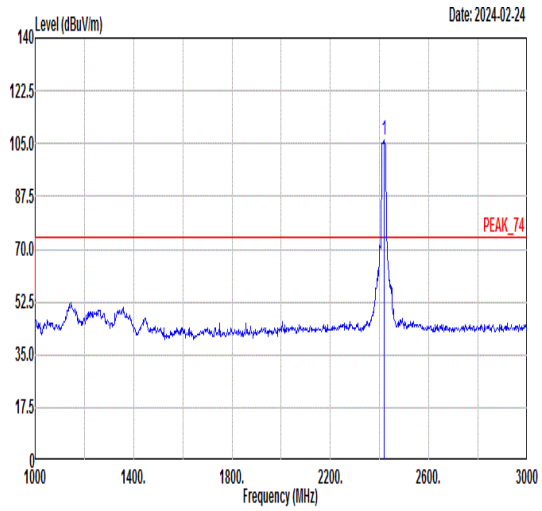 Freq Level Limit Line Margin Read Level Ant Factor Cable Loss Preamp Factor APos TPos Remark 1 2417.00 106.04 ------ ------ 103.48 30.72 5.39 33.55 300 347 PEAK
Avg	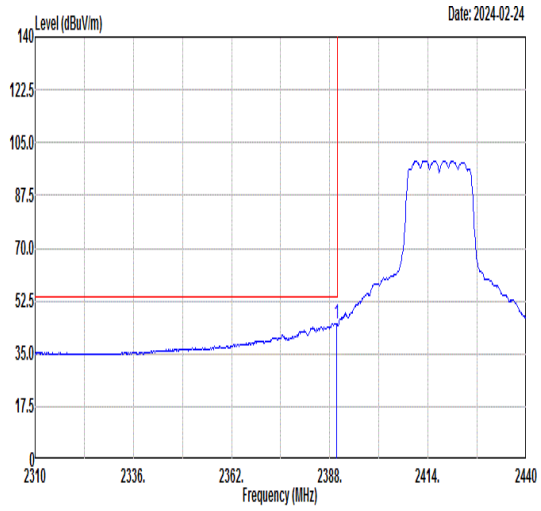 Freq Level Limit Line Margin Read Level Ant Factor Cable Loss Preamp Factor APos TPos Remark 1 2389.82 45.06 54.00 -8.94 42.51 30.72 5.36 33.53 300 347 AVERAGE	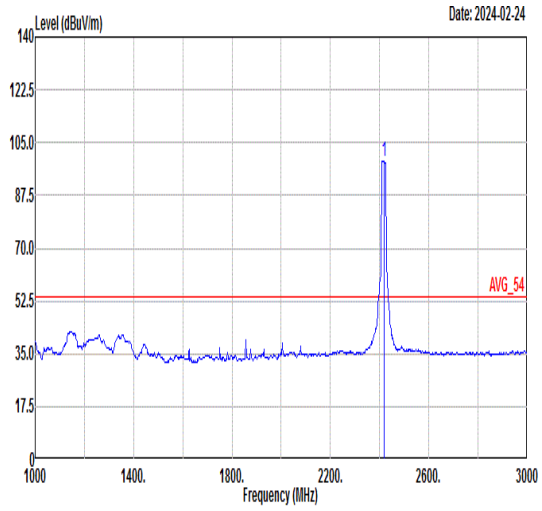 Freq Level Limit Line Margin Read Level Ant Factor Cable Loss Preamp Factor APos TPos Remark 1 2417.00 98.81 ------ ------ 96.26 30.72 5.38 33.55 300 347 AVERAGE

Mode	28	
	Band Edge	
	2400-2483.5_802.11g_CH10_2457MHz	
ANT	CDD 0+1	
Pol.	Horizontal	Fundamental
Peak	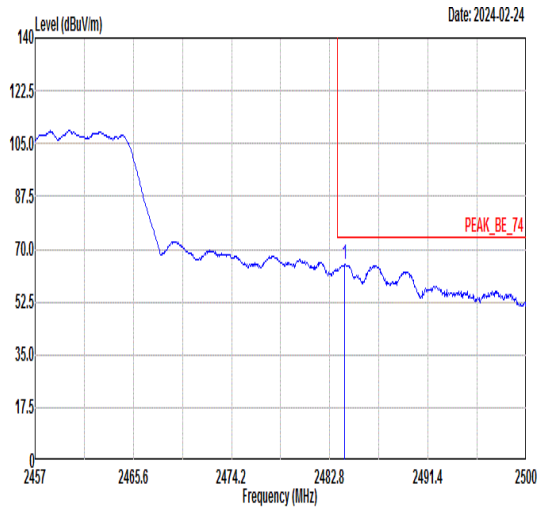 Freq Level Limit Line Margin Read Level Ant Factor Cable Loss Preamp Factor APos TPos Remark MHz dBuV/m dBuV/m dB dBuV dB/m dB dB cm deg 1 2484.09 64.94 74.00 -9.06 62.37 30.70 5.46 33.59 126 130 PEAK	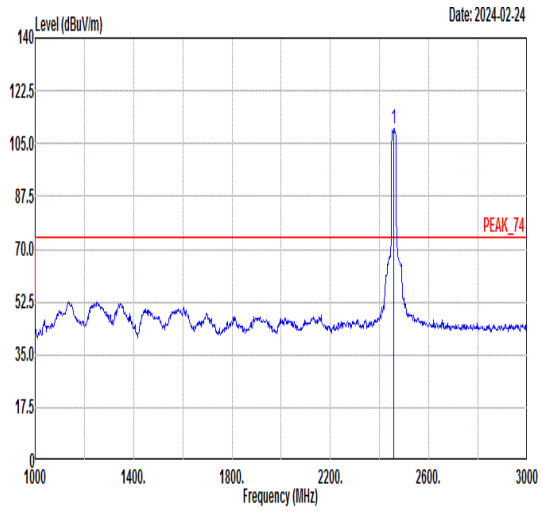 Freq Level Limit Line Margin Read Level Ant Factor Cable Loss Preamp Factor APos TPos Remark MHz dBuV/m dBuV/m dB dBuV dB/m dB dB cm deg 1 2457.00 110.05 ------ ------ 107.48 30.71 5.43 33.57 126 130 PEAK
Avg	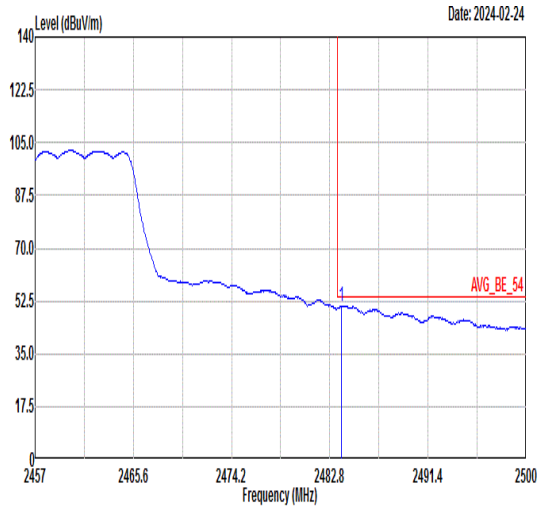 Freq Level Limit Line Margin Read Level Ant Factor Cable Loss Preamp Factor APos TPos Remark MHz dBuV/m dBuV/m dB dBuV dB/m dB dB cm deg 1 2483.83 50.91 54.00 -3.09 48.34 30.70 5.46 33.59 126 130 AVERAGE	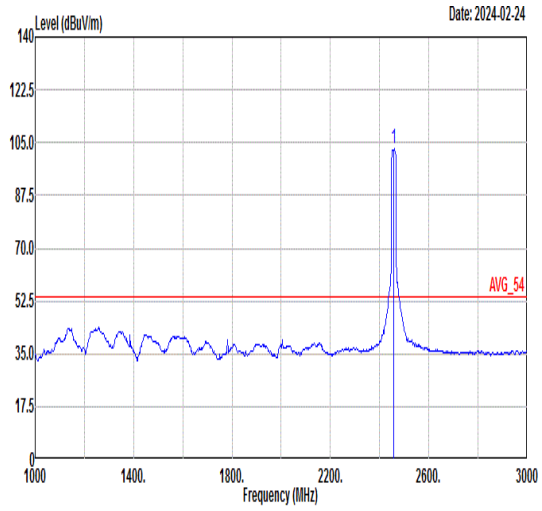 Freq Level Limit Line Margin Read Level Ant Factor Cable Loss Preamp Factor APos TPos Remark MHz dBuV/m dBuV/m dB dBuV dB/m dB dB cm deg 1 2457.00 102.95 ------ ------ 100.39 30.71 5.43 33.58 126 130 AVERAGE

Mode	28	
	Band Edge	
	2400-2483.5_802.11g_CH10_2457MHz	
ANT	CDD 0+1	
Pol.	Vertical	Fundamental
Peak	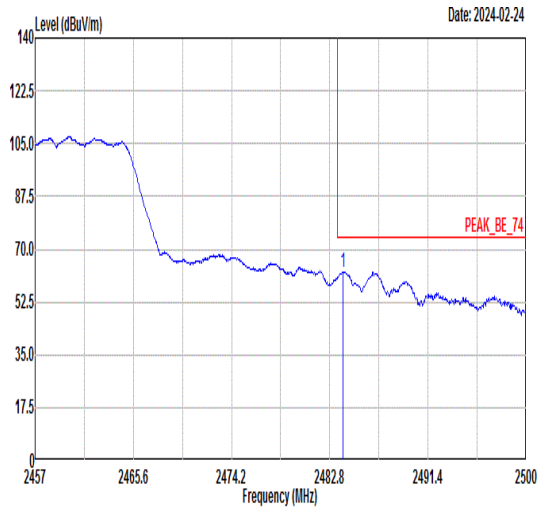 Freq Level Limit Line Margin Read Level Ant Factor Cable Loss Preamp Factor APos TPos Remark MHz dBuV/m dBuV/m dB dBuV dB/m dB dB cm deg 1 2483.96 62.49 74.00 -11.51 59.92 30.70 5.46 33.59 316 360 PEAK	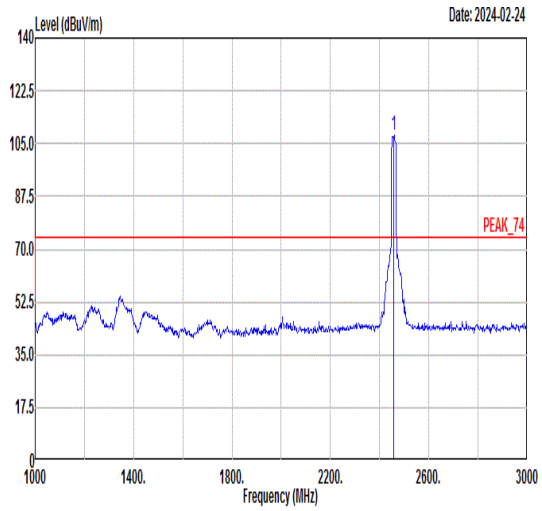 Freq Level Limit Line Margin Read Level Ant Factor Cable Loss Preamp Factor APos TPos Remark MHz dBuV/m dBuV/m dB dBuV dB/m dB dB cm deg 1 2457.00 107.63 ------ ------ 105.07 30.71 5.43 33.58 316 360 PEAK
Avg	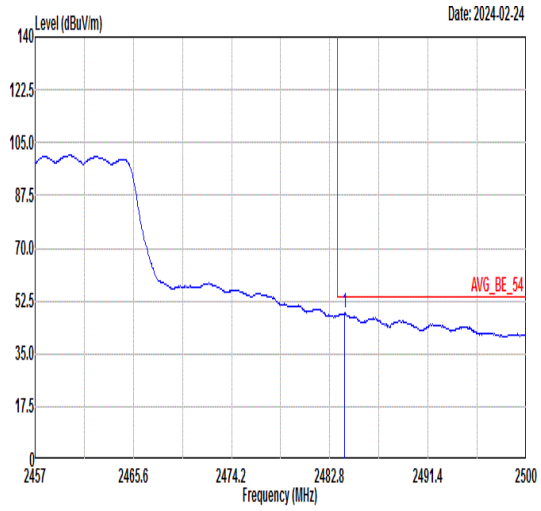 Freq Level Limit Line Margin Read Level Ant Factor Cable Loss Preamp Factor APos TPos Remark MHz dBuV/m dBuV/m dB dBuV dB/m dB dB cm deg 1 2484.09 48.44 54.00 -5.56 45.87 30.70 5.46 33.59 316 360 AVERAGE	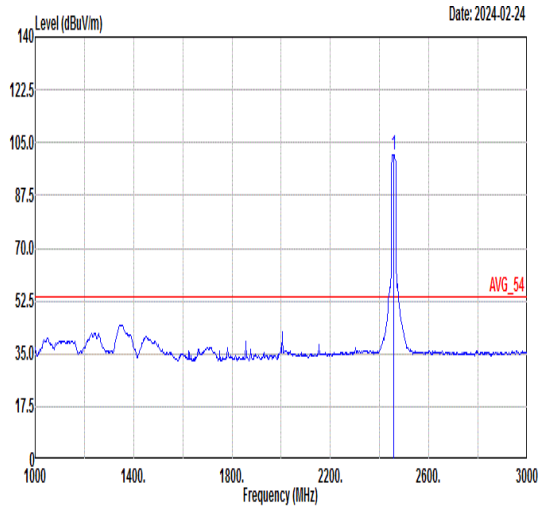 Freq Level Limit Line Margin Read Level Ant Factor Cable Loss Preamp Factor APos TPos Remark MHz dBuV/m dBuV/m dB dBuV dB/m dB dB cm deg 1 2457.00 100.93 ------ ------ 98.37 30.71 5.42 33.57 316 360 AVERAGE

Mode	29	
	Band Edge	
	2400-2483.5_802.11n HT20_CH02_2417MHz	
ANT	CDD 0+1	
Pol.	Horizontal	Fundamental
Peak	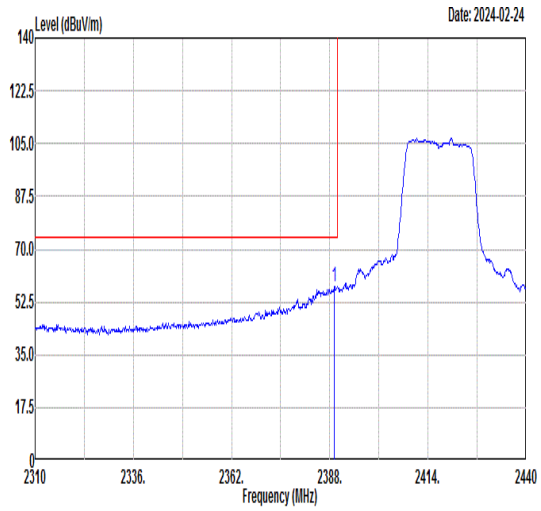 Freq Level Limit Line Margin Read Level Ant Factor Cable Loss Preamp Factor APos TPos Remark 1 2389.17 57.68 74.00 -16.32 55.13 30.72 5.36 33.53 357 242 PEAK	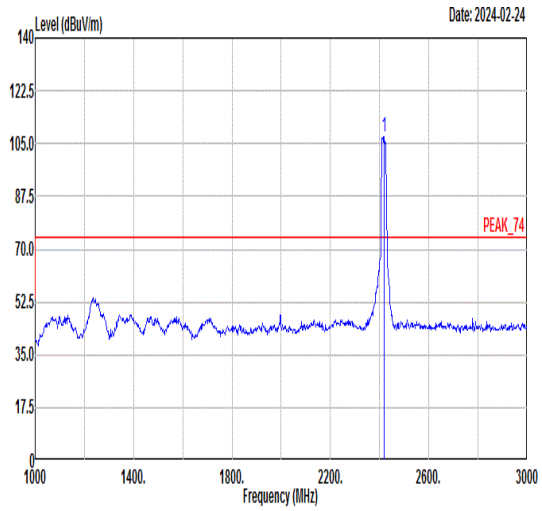 Freq Level Limit Line Margin Read Level Ant Factor Cable Loss Preamp Factor APos TPos Remark 1 2417.00 107.14 ------ ------ 104.59 30.72 5.38 33.55 357 242 PEAK
Avg	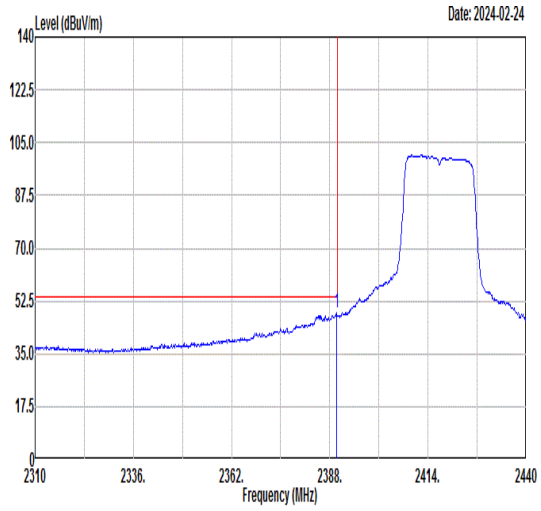 Freq Level Limit Line Margin Read Level Ant Factor Cable Loss Preamp Factor APos TPos Remark 1 2389.82 48.68 54.00 -5.32 46.13 30.72 5.36 33.53 357 242 AVERAGE	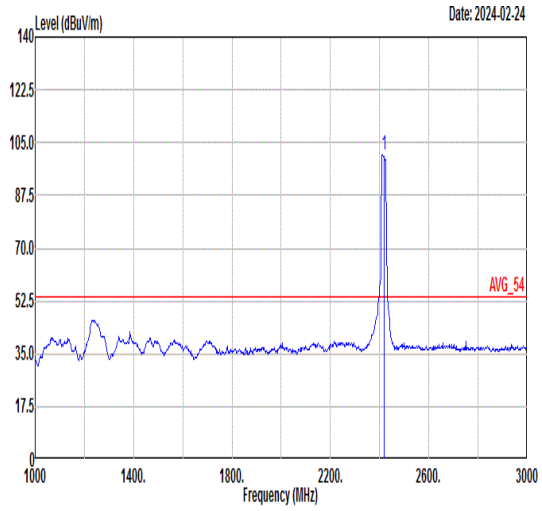 Freq Level Limit Line Margin Read Level Ant Factor Cable Loss Preamp Factor APos TPos Remark 1 2417.00 100.85 ------ ------ 98.30 30.72 5.38 33.55 357 242 AVERAGE

Mode	29	
	Band Edge	
	2400-2483.5_802.11n HT20_CH02_2417MHz	
ANT	CDD 0+1	
Pol.	Vertical	Fundamental
Peak	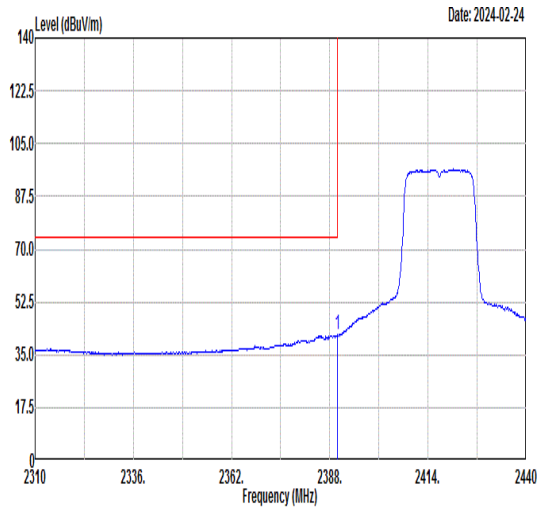 Freq Level Limit Line Margin Read Level Ant Factor Cable Loss Preamp Factor APos TPos Remark MHz dBuV/m dBuV/m dB dBuV dB/m dB dB cm deg 1 2389.95 41.71 74.00 -32.29 39.16 30.72 5.36 33.53 300 346 PEAK	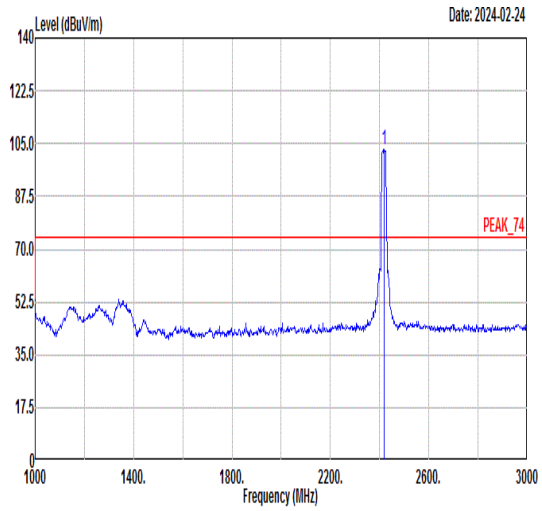 Freq Level Limit Line Margin Read Level Ant Factor Cable Loss Preamp Factor APos TPos Remark MHz dBuV/m dBuV/m dB dBuV dB/m dB dB cm deg 1 2417.00 103.28 ------ ------ 100.73 30.72 5.38 33.55 300 346 PEAK
Avg	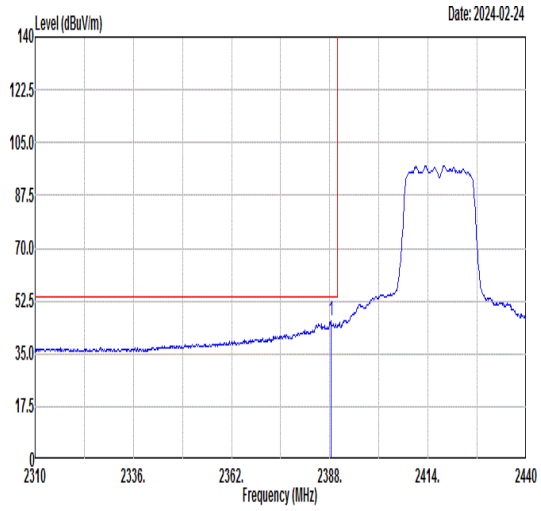 Freq Level Limit Line Margin Read Level Ant Factor Cable Loss Preamp Factor APos TPos Remark MHz dBuV/m dBuV/m dB dBuV dB/m dB dB cm deg 1 2388.26 45.86 54.00 -8.14 43.31 30.72 5.36 33.53 300 346 AVERAGE	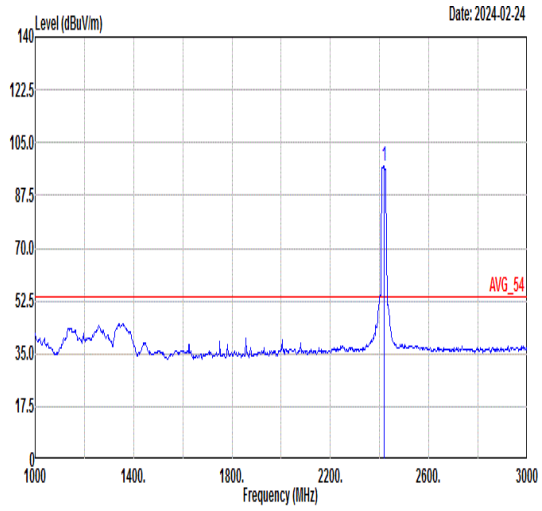 Freq Level Limit Line Margin Read Level Ant Factor Cable Loss Preamp Factor APos TPos Remark MHz dBuV/m dBuV/m dB dBuV dB/m dB dB cm deg 1 2417.00 97.18 ------ ------ 94.62 30.72 5.39 33.55 300 346 AVERAGE

Mode	30	
	Band Edge	
	2400-2483.5_802.11n HT20_CH03_2422MHz	
ANT	CDD 0+1	
Pol.	Horizontal	Fundamental
Peak	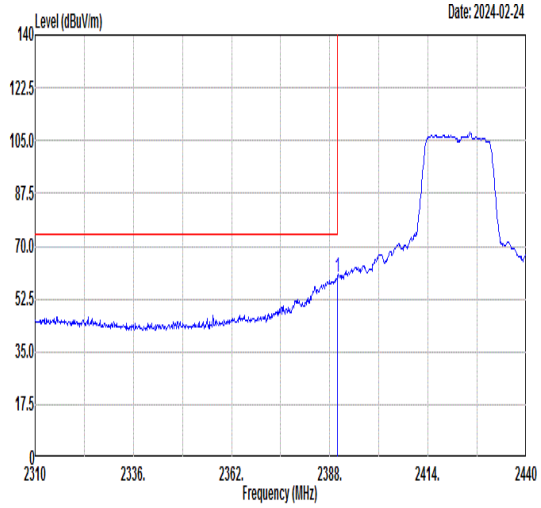 Freq Level Limit Line Margin Read Level Ant Factor Cable Loss Preamp Factor APos TPos Remark MHz dBuV/m dBuV/m dB dBuV dB/m dB dB cm deg 1 2389.95 59.64 74.00 -14.36 57.09 30.72 5.36 33.53 400 242 PEAK	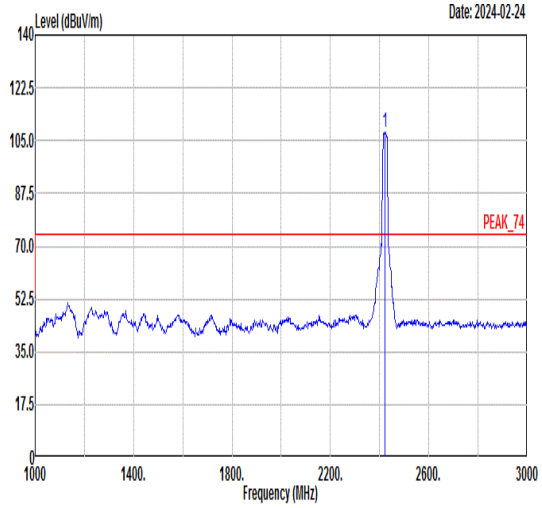 Freq Level Limit Line Margin Read Level Ant Factor Cable Loss Preamp Factor APos TPos Remark MHz dBuV/m dBuV/m dB dBuV dB/m dB dB cm deg 1 2422.00 107.92 ------ ------ 105.38 30.71 5.39 33.56 400 242 PEAK
Avg	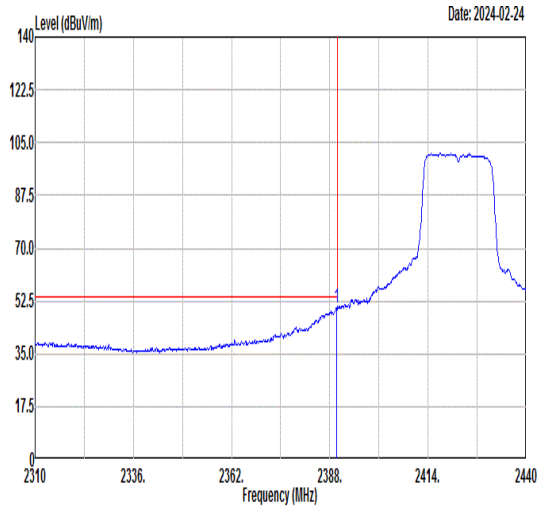 Freq Level Limit Line Margin Read Level Ant Factor Cable Loss Preamp Factor APos TPos Remark MHz dBuV/m dBuV/m dB dBuV dB/m dB dB cm deg 1 2389.82 50.00 54.00 -4.00 47.45 30.72 5.36 33.53 400 242 AVERAGE	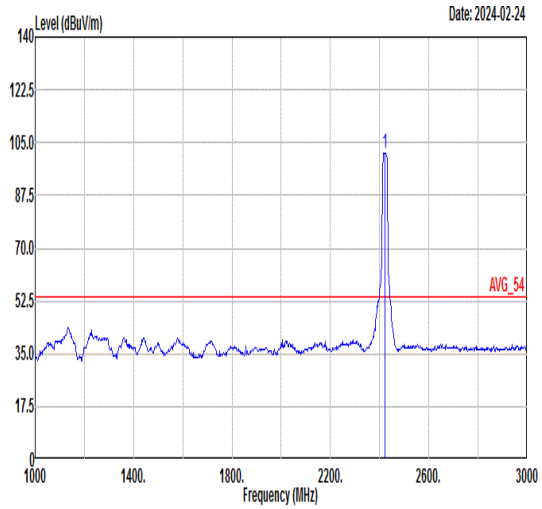 Freq Level Limit Line Margin Read Level Ant Factor Cable Loss Preamp Factor APos TPos Remark MHz dBuV/m dBuV/m dB dBuV dB/m dB dB cm deg 1 2422.00 101.46 ------ ------ 98.90 30.72 5.39 33.55 400 242 AVERAGE

Mode	30	
	Band Edge	
	2400-2483.5_802.11n HT20_CH03_2422MHz	
ANT	CDD 0+1	
Pol.	Vertical	Fundamental
Peak	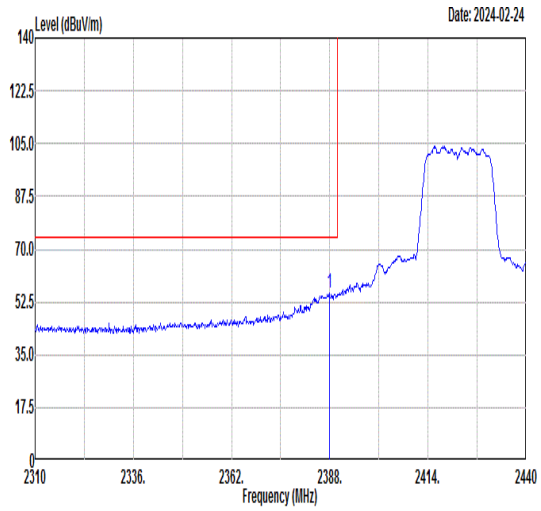 Freq Level Limit Line Margin Read Level Ant Factor Cable Loss Preamp Factor APos TPos Remark 1 2387.87 55.27 74.00 -18.73 52.72 30.72 5.36 33.53 300 348 PEAK	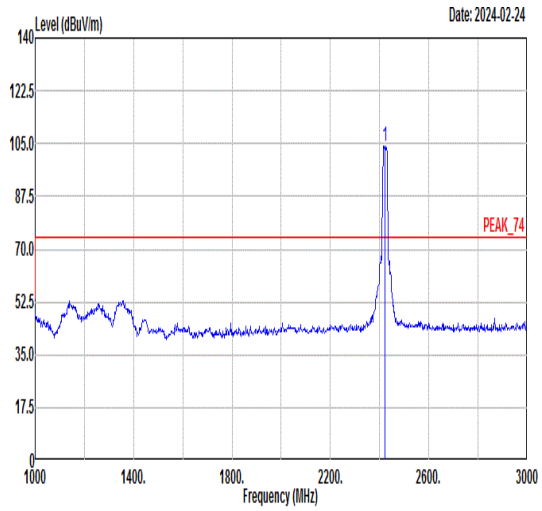 Freq Level Limit Line Margin Read Level Ant Factor Cable Loss Preamp Factor APos TPos Remark 1 2422.00 104.25 ------ ------ 101.70 30.72 5.38 33.55 300 348 PEAK
Avg	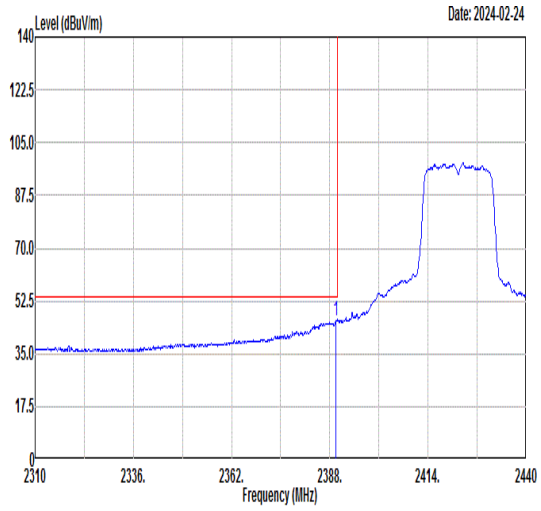 Freq Level Limit Line Margin Read Level Ant Factor Cable Loss Preamp Factor APos TPos Remark 1 2389.56 46.09 54.00 -7.91 43.54 30.72 5.36 33.53 300 348 AVERAGE	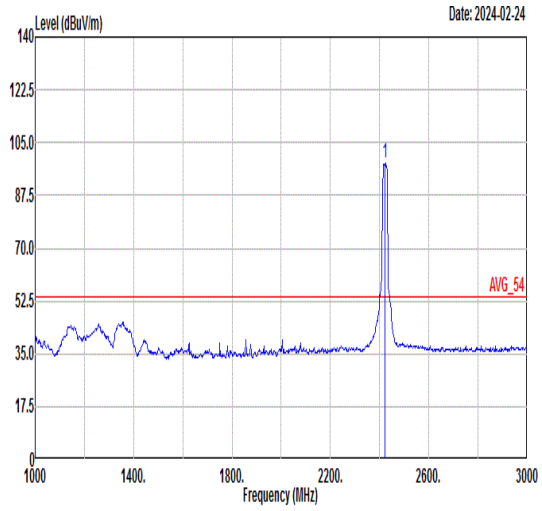 Freq Level Limit Line Margin Read Level Ant Factor Cable Loss Preamp Factor APos TPos Remark 1 2422.00 98.10 ------ ------ 95.54 30.72 5.39 33.55 300 348 AVERAGE

Mode	31	
	Band Edge	
	2400-2483.5_802.11n HT20_CH04_2427MHz	
ANT	CDD 0+1	
Pol.	Horizontal	Fundamental
Peak	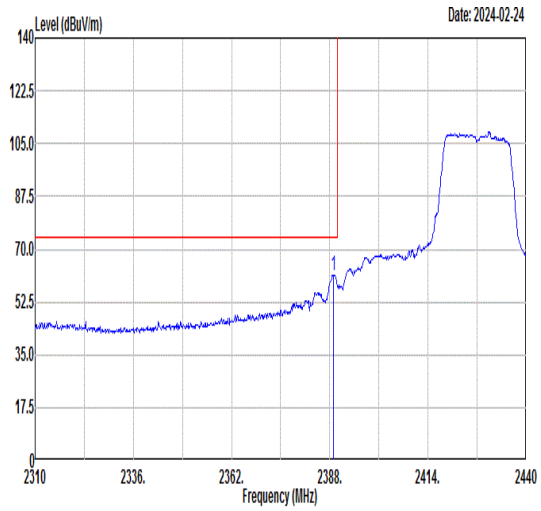 Freq Level Limit Line Margin Read Level Ant Factor Cable Loss Preamp Factor APos TPos Remark MHz dBuV/m dBuV/m dB dBuV dB/m dB dB cm deg 1 2388.91 61.40 74.00 -12.60 58.85 30.72 5.36 33.53 354 243 PEAK	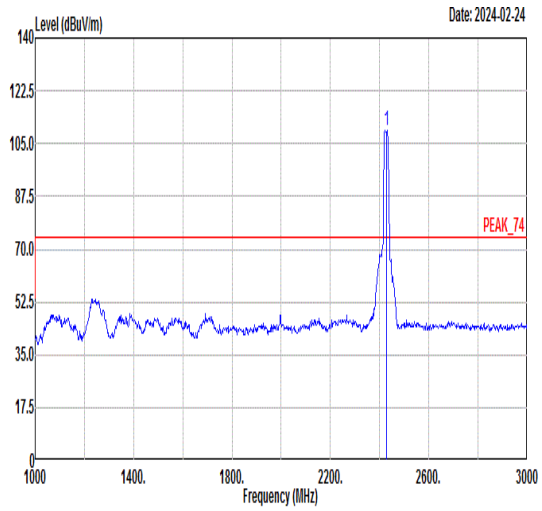 Freq Level Limit Line Margin Read Level Ant Factor Cable Loss Preamp Factor APos TPos Remark MHz dBuV/m dBuV/m dB dBuV dB/m dB dB cm deg 1 2427.00 109.62 ------ ------ 107.07 30.71 5.40 33.56 354 243 PEAK
Avg	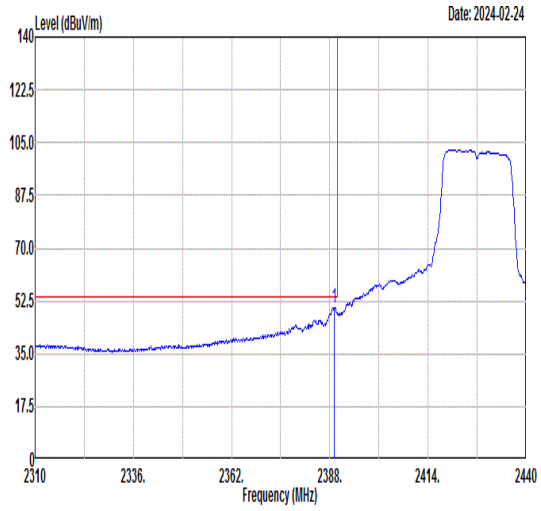 Freq Level Limit Line Margin Read Level Ant Factor Cable Loss Preamp Factor APos TPos Remark MHz dBuV/m dBuV/m dB dBuV dB/m dB dB cm deg 1 2389.17 50.20 54.00 -3.80 47.65 30.72 5.36 33.53 354 243 AVERAGE	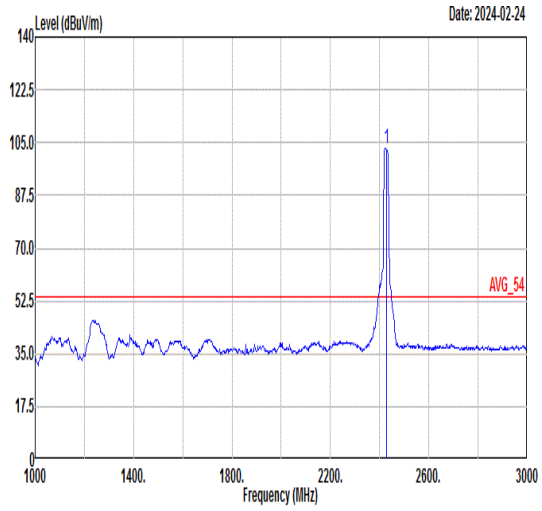 Freq Level Limit Line Margin Read Level Ant Factor Cable Loss Preamp Factor APos TPos Remark MHz dBuV/m dBuV/m dB dBuV dB/m dB dB cm deg 1 2427.00 102.99 ------ ------ 100.43 30.72 5.39 33.55 354 243 AVERAGE

Mode	31	
	Band Edge	
	2400-2483.5_802.11n HT20_CH04_2427MHz	
ANT	CDD 0+1	
Pol.	Vertical	Fundamental
Peak	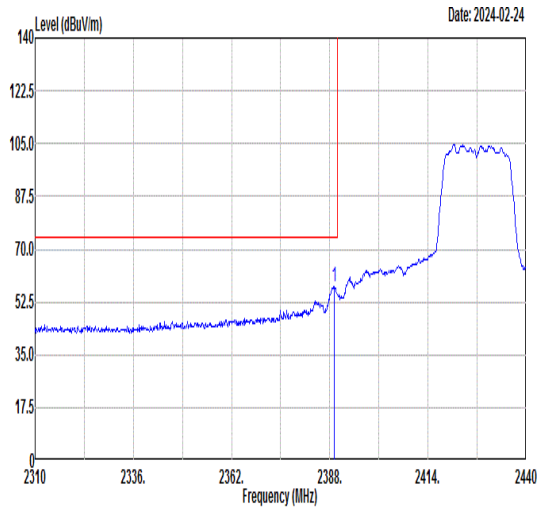 Freq Level Limit Line Margin Read Level Ant Factor Cable Loss Preamp Factor APos TPos Remark 1 2389.17 57.50 74.00 -16.50 54.95 30.72 5.36 33.53 300 345 PEAK	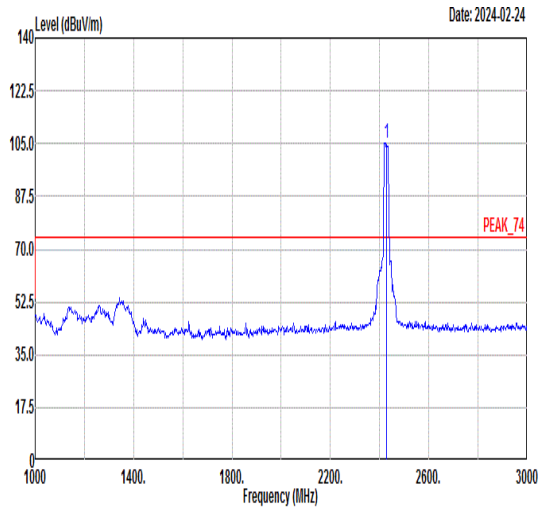 Freq Level Limit Line Margin Read Level Ant Factor Cable Loss Preamp Factor APos TPos Remark 1 2427.00 105.09 ------ ------ 102.53 30.72 5.39 33.55 300 345 PEAK
Avg	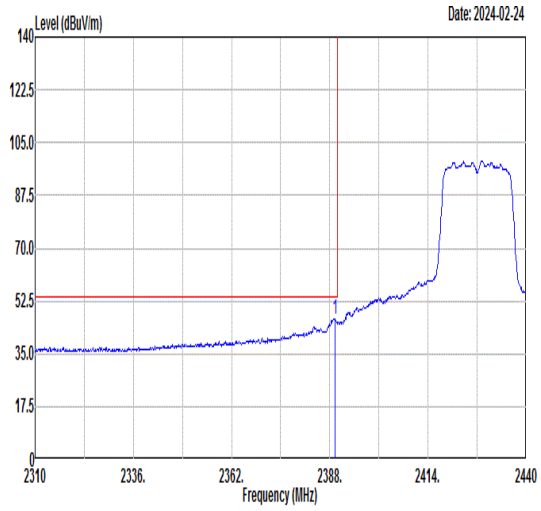 Freq Level Limit Line Margin Read Level Ant Factor Cable Loss Preamp Factor APos TPos Remark 1 2389.43 46.71 54.00 -7.29 44.16 30.72 5.36 33.53 300 345 AVERAGE	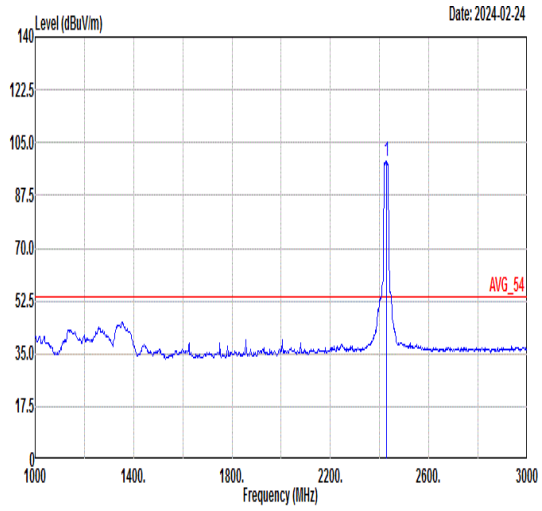 Freq Level Limit Line Margin Read Level Ant Factor Cable Loss Preamp Factor APos TPos Remark 1 2427.00 98.91 ------ ------ 96.36 30.71 5.40 33.56 300 345 AVERAGE

Mode	32	
	Band Edge	
	2400-2483.5_802.11n HT20_CH10_2457MHz	
ANT	CDD 0+1	
Pol.	Horizontal	Fundamental
Peak	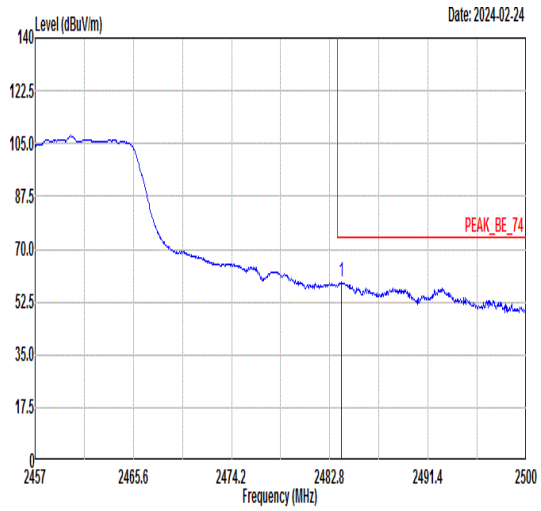 Freq Level Limit Line Margin Read Level Ant Factor Cable Loss Preamp Factor APos TPos Remark MHz dBuV/m dBuV/m dB dBuV dB/m dB dB cm deg 1 2483.83 58.91 74.00 -15.09 56.34 30.70 5.46 33.59 123 135 PEAK	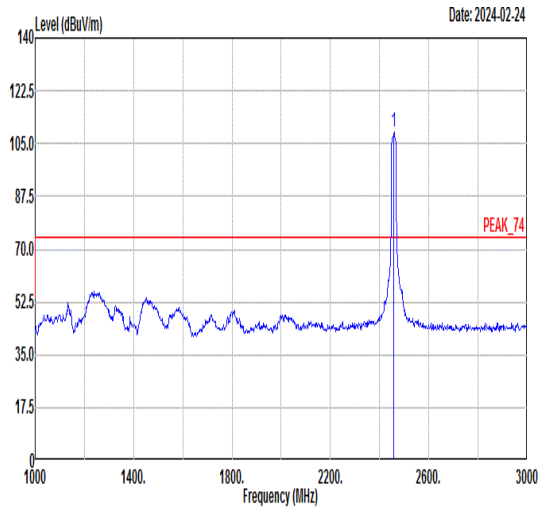 Freq Level Limit Line Margin Read Level Ant Factor Cable Loss Preamp Factor APos TPos Remark MHz dBuV/m dBuV/m dB dBuV dB/m dB dB cm deg 1 2457.00 108.57 ------ ------ 106.01 30.71 5.43 33.58 123 135 PEAK
Avg	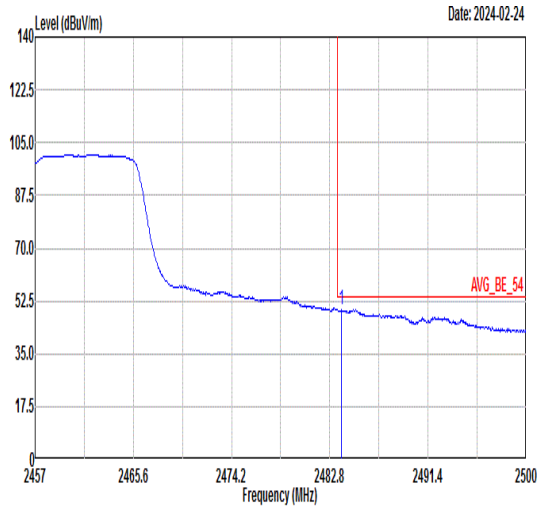 Freq Level Limit Line Margin Read Level Ant Factor Cable Loss Preamp Factor APos TPos Remark MHz dBuV/m dBuV/m dB dBuV dB/m dB dB cm deg 1 2483.83 49.60 54.00 -4.40 47.03 30.70 5.46 33.59 123 135 AVERAGE	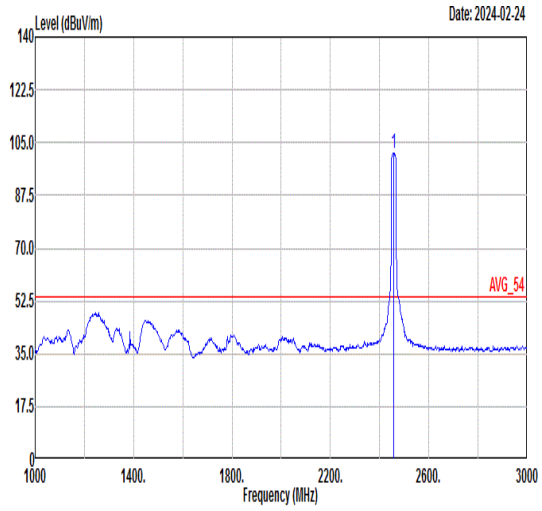 Freq Level Limit Line Margin Read Level Ant Factor Cable Loss Preamp Factor APos TPos Remark MHz dBuV/m dBuV/m dB dBuV dB/m dB dB cm deg 1 2457.00 101.61 ------ ------ 99.05 30.71 5.43 33.58 123 135 AVERAGE

Mode	32	
	Band Edge	
	2400-2483.5_802.11n HT20_CH10_2457MHz	
ANT	CDD 0+1	
Pol.	Vertical	Fundamental
Peak	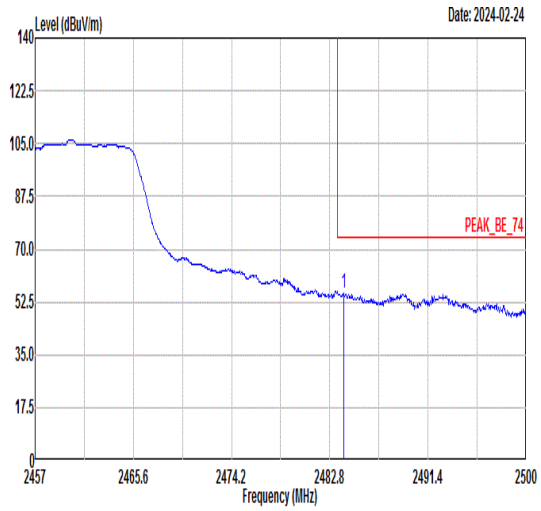 Freq Level Limit Line Margin Read Level Ant Factor Cable Loss Preamp Factor APos TPos Remark MHz dBuV/m dBuV/m dB dBuV dB/m dB dB cm deg 1 2484.05 55.34 74.00 -18.66 52.77 30.70 5.46 33.59 317 360 PEAK	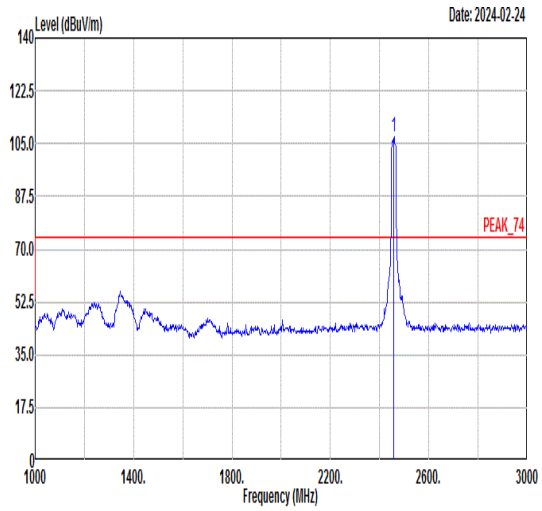 Freq Level Limit Line Margin Read Level Ant Factor Cable Loss Preamp Factor APos TPos Remark MHz dBuV/m dBuV/m dB dBuV dB/m dB dB cm deg 1 2457.00 107.05 ------ ------ 104.49 30.71 5.43 33.58 317 360 PEAK
Avg	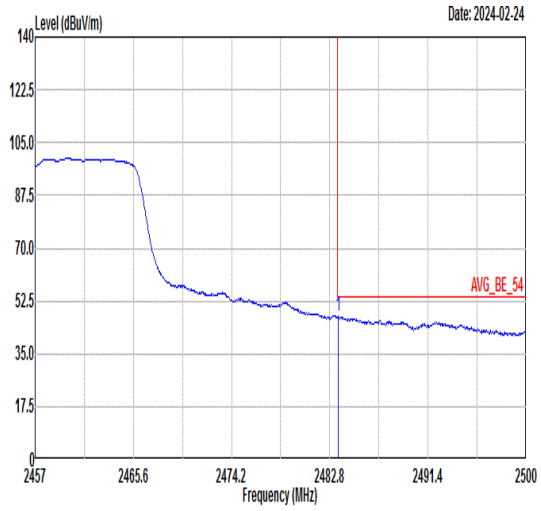 Freq Level Limit Line Margin Read Level Ant Factor Cable Loss Preamp Factor APos TPos Remark MHz dBuV/m dBuV/m dB dBuV dB/m dB dB cm deg 1 2483.53 47.41 54.00 -6.59 44.84 30.70 5.46 33.59 317 360 AVERAGE	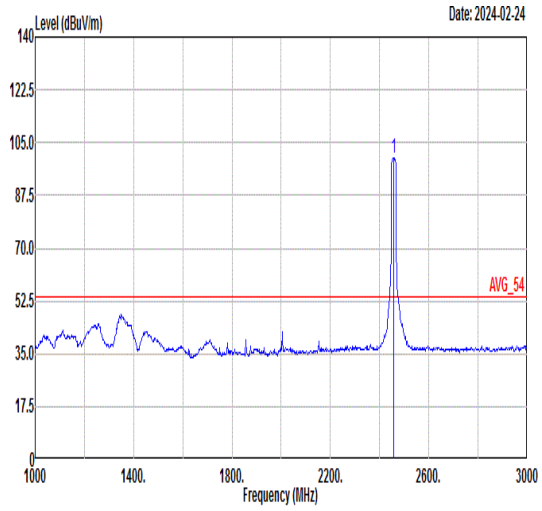 Freq Level Limit Line Margin Read Level Ant Factor Cable Loss Preamp Factor APos TPos Remark MHz dBuV/m dBuV/m dB dBuV dB/m dB dB cm deg 1 2457.00 100.00 ------ ------ 97.44 30.71 5.43 33.58 317 360 AVERAGE

Mode	33	
	Band Edge	
	2400-2483.5_802.11n HT20_CH09_2452MHz	
ANT	CDD 0+1	
Pol.	Horizontal	Fundamental
Peak	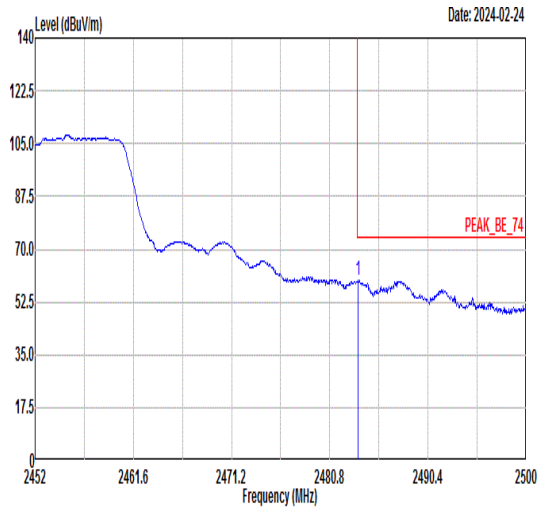 Freq Level Limit Line Margin Read Level Ant Factor Cable Loss Preamp Factor APos TPos Remark MHz dBuV/m dBuV/m dB dBuV dB/m dB dB cm deg 1 2483.54 59.73 74.00 -14.27 57.16 30.70 5.46 33.59 100 133 PEAK	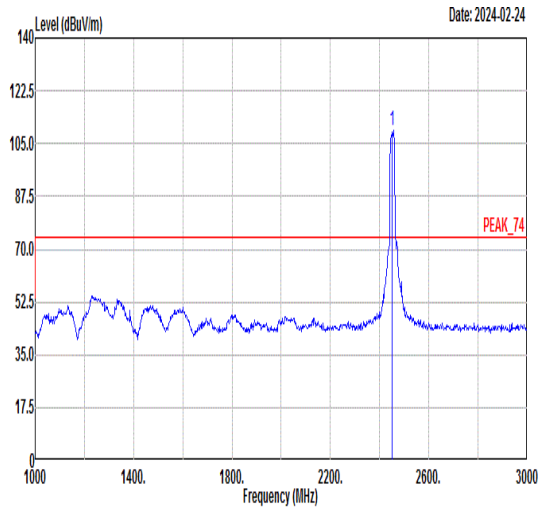 Freq Level Limit Line Margin Read Level Ant Factor Cable Loss Preamp Factor APos TPos Remark MHz dBuV/m dBuV/m dB dBuV dB/m dB dB cm deg 1 2452.00 109.14 ------ ------ 106.57 30.71 5.43 33.57 100 133 PEAK
Avg	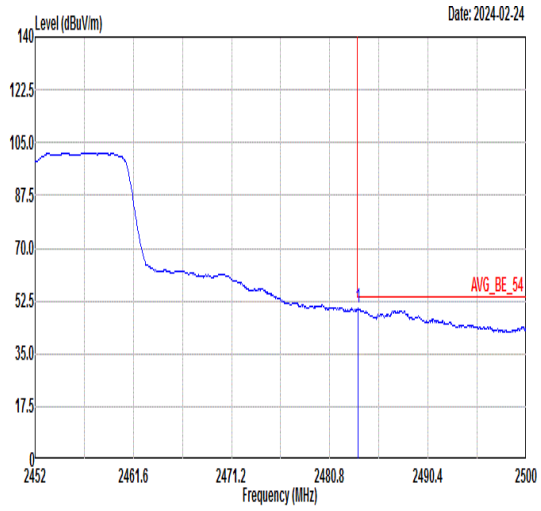 Freq Level Limit Line Margin Read Level Ant Factor Cable Loss Preamp Factor APos TPos Remark MHz dBuV/m dBuV/m dB dBuV dB/m dB dB cm deg 1 2483.54 49.97 54.00 -4.03 47.40 30.70 5.46 33.59 100 133 AVERAGE	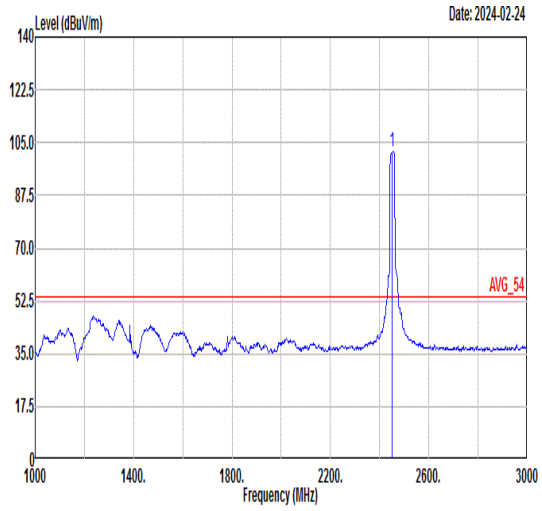 Freq Level Limit Line Margin Read Level Ant Factor Cable Loss Preamp Factor APos TPos Remark MHz dBuV/m dBuV/m dB dBuV dB/m dB dB cm deg 1 2452.00 102.16 ------ ------ 99.59 30.71 5.43 33.57 100 133 AVERAGE

Mode	33	
	Band Edge	
	2400-2483.5_802.11n HT20_CH09_2452MHz	
ANT	CDD 0+1	
Pol.	Vertical	Fundamental
Peak	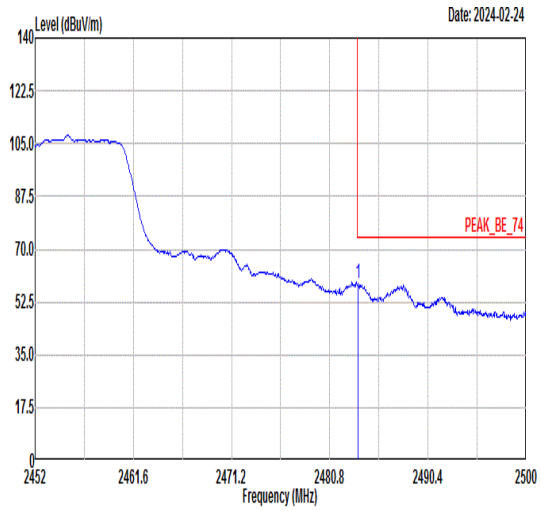 Freq Level Limit Line Margin Read Level Ant Factor Cable Loss Preamp Factor APos TPos Remark MHz dBuV/m dBuV/m dB dBuV dB/m dB dB cm deg 1 2483.54 58.56 74.00 -15.44 55.99 30.70 5.46 33.59 314 351 PEAK	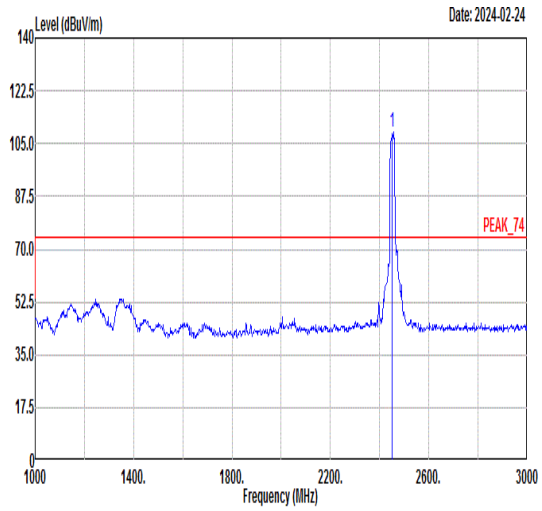 Freq Level Limit Line Margin Read Level Ant Factor Cable Loss Preamp Factor APos TPos Remark MHz dBuV/m dBuV/m dB dBuV dB/m dB dB cm deg 1 2452.00 108.73 ------ ------ 106.16 30.71 5.43 33.57 314 351 PEAK
Avg	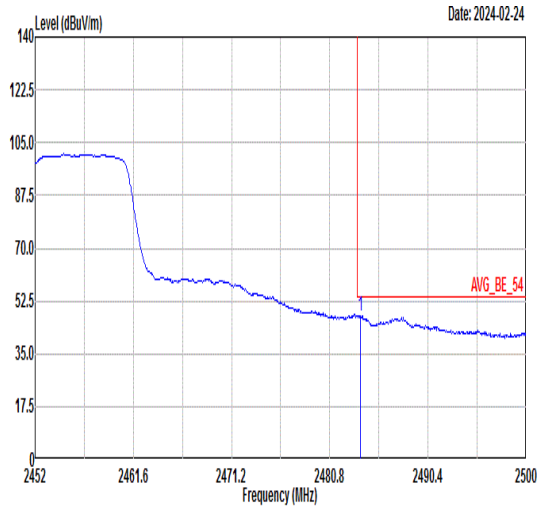 Freq Level Limit Line Margin Read Level Ant Factor Cable Loss Preamp Factor APos TPos Remark MHz dBuV/m dBuV/m dB dBuV dB/m dB dB cm deg 1 2483.78 47.73 54.00 -6.27 45.16 30.70 5.46 33.59 314 351 AVERAGE	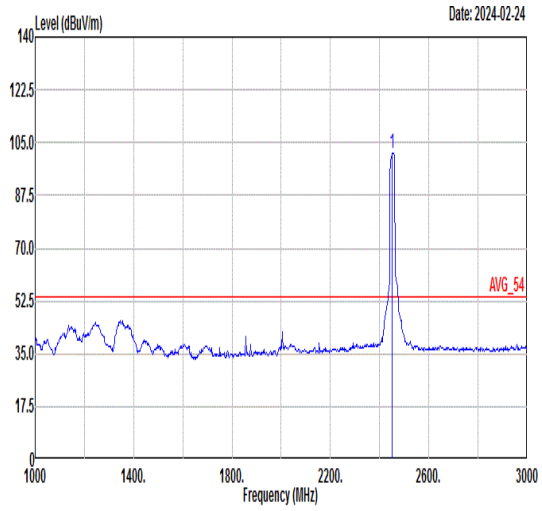 Freq Level Limit Line Margin Read Level Ant Factor Cable Loss Preamp Factor APos TPos Remark MHz dBuV/m dBuV/m dB dBuV dB/m dB dB cm deg 1 2452.00 101.51 ------ ------ 98.94 30.71 5.43 33.57 314 351 AVERAGE

Mode	34	
	Band Edge - L	
	2400-2483.5_802.11n HT40_CH07_2442MHz	
ANT	CDD 0+1	
Pol.	Horizontal	Fundamental
Peak	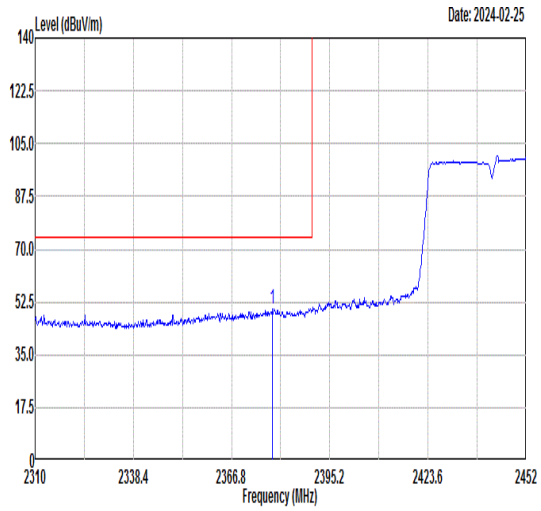 Freq Level Limit Line Margin Read Level Ant Factor Cable Loss Preamp Factor APos TPos Remark MHz dBuV/m dBuV/m dB dBuV dB/m dB dB cm deg 1 2378.59 50.06 74.00 -23.94 47.52 30.72 5.35 33.53 330 249 PEAK	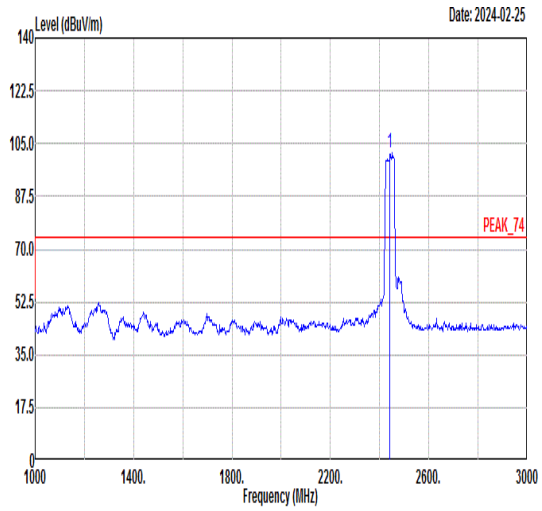 Freq Level Limit Line Margin Read Level Ant Factor Cable Loss Preamp Factor APos TPos Remark MHz dBuV/m dBuV/m dB dBuV dB/m dB dB cm deg 1 2442.00 102.09 ------ ------ 99.53 30.71 5.42 33.57 330 249 PEAK
Avg	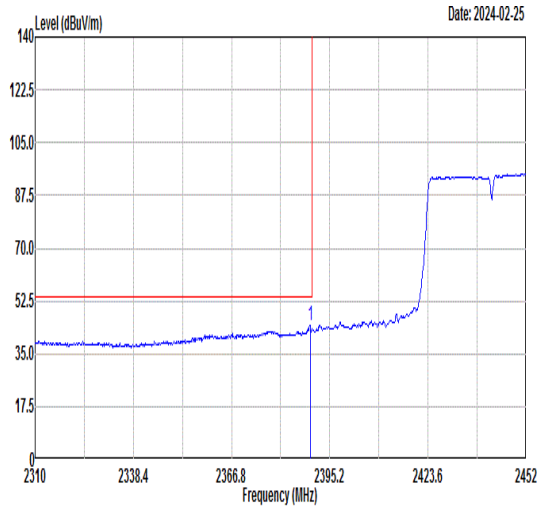 Freq Level Limit Line Margin Read Level Ant Factor Cable Loss Preamp Factor APos TPos Remark MHz dBuV/m dBuV/m dB dBuV dB/m dB dB cm deg 1 2389.52 44.51 54.00 -9.49 41.96 30.72 5.36 33.53 330 249 AVERAGE	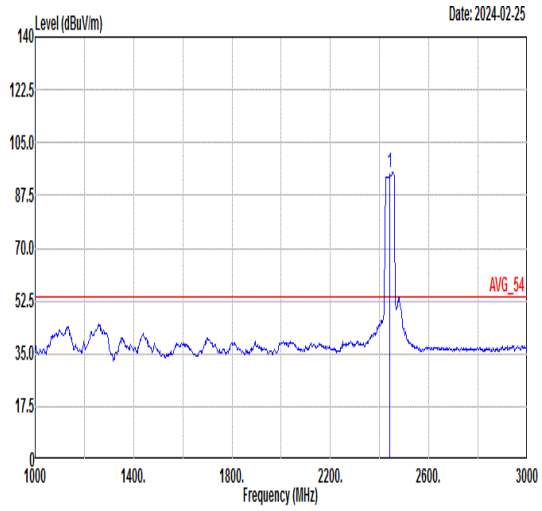 Freq Level Limit Line Margin Read Level Ant Factor Cable Loss Preamp Factor APos TPos Remark MHz dBuV/m dBuV/m dB dBuV dB/m dB dB cm deg 1 2442.00 94.96 ------ ------ 92.40 30.71 5.42 33.57 330 249 AVERAGE

Mode	34	
	Band Edge - R	
	2400-2483.5_802.11n HT40_CH07_2442MHz	
ANT	CDD 0+1	
Pol.	Horizontal	Fundamental
Peak	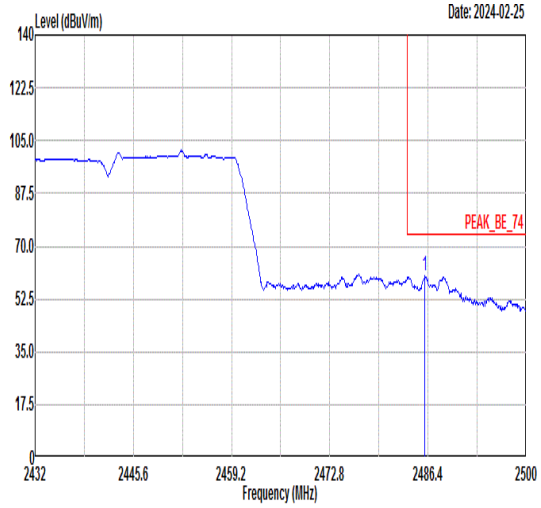 Freq Level Limit Line Margin Read Level Ant Factor Cable Loss Preamp Factor APos TPos Remark MHz dBuV/m dBuV/m dB dBuV dB/m dB dB cm deg 1 2485.99 60.39 74.00 -13.61 57.82 30.70 5.46 33.59 330 249 PEAK	Blank
Avg	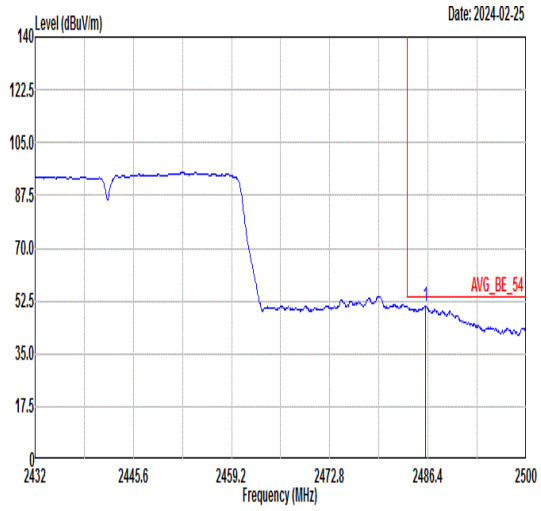 Freq Level Limit Line Margin Read Level Ant Factor Cable Loss Preamp Factor APos TPos Remark MHz dBuV/m dBuV/m dB dBuV dB/m dB dB cm deg 1 2486.06 50.60 54.00 -3.40 48.03 30.70 5.46 33.59 330 249 AVERAGE	Blank

Mode	34	
	Band Edge - L	
	2400-2483.5_802.11n HT40_CH07_2442MHz	
ANT	CDD 0+1	
Pol.	Vertical	Fundamental
Peak	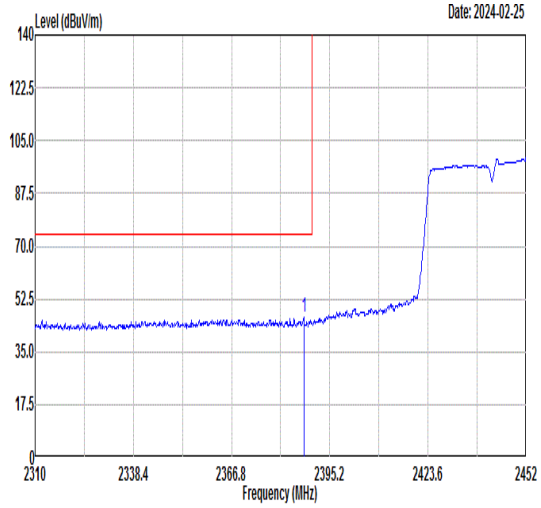 Freq Level Limit Line Margin Read Level Ant Factor Cable Loss Preamp Factor APos TPos Remark 1 2387.67 46.40 74.00 -27.60 43.85 30.72 5.36 33.53 313 360 PEAK	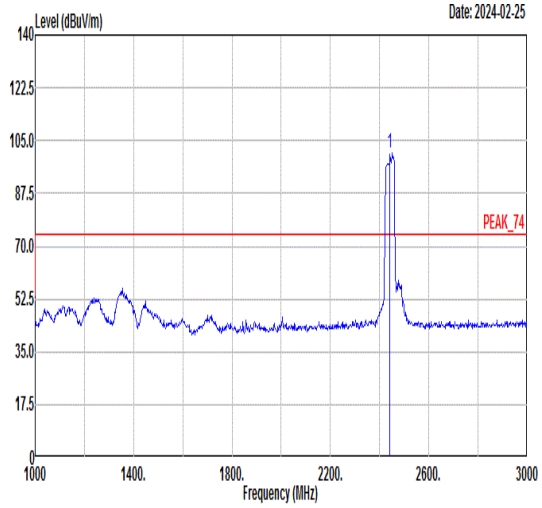 Freq Level Limit Line Margin Read Level Ant Factor Cable Loss Preamp Factor APos TPos Remark 1 2442.00 100.71 ------ ------ 98.15 30.71 5.42 33.57 313 360 PEAK
Avg	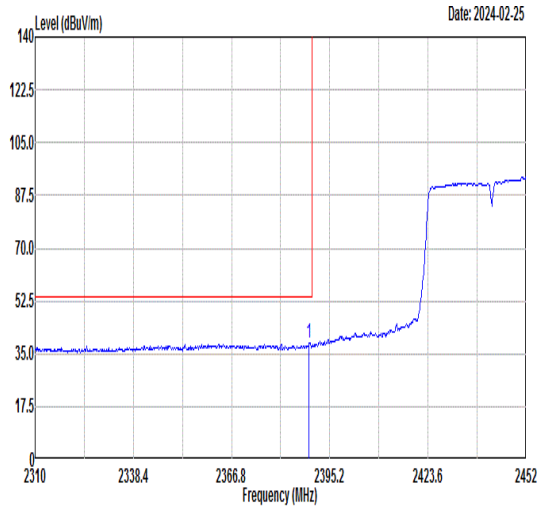 Freq Level Limit Line Margin Read Level Ant Factor Cable Loss Preamp Factor APos TPos Remark 1 2389.24 38.61 54.00 -15.39 36.06 30.72 5.36 33.53 313 360 AVERAGE	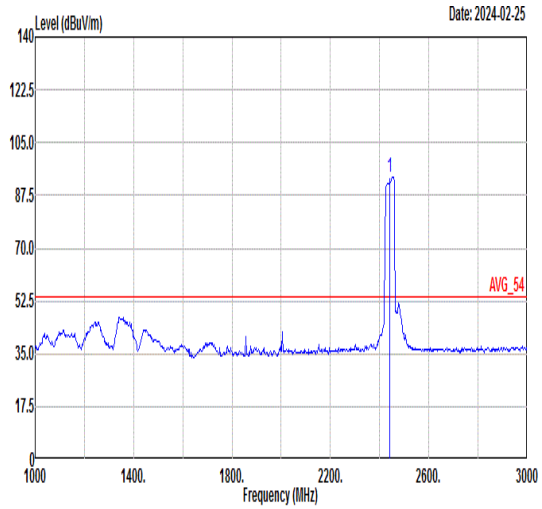 Freq Level Limit Line Margin Read Level Ant Factor Cable Loss Preamp Factor APos TPos Remark 1 2442.00 93.70 ------ ------ 91.13 30.71 5.43 33.57 313 360 AVERAGE

Mode	34	
	Band Edge - R	
	2400-2483.5_802.11n HT40_CH07_2442MHz	
ANT	CDD 0+1	
Pol.	Vertical	Fundamental
Peak	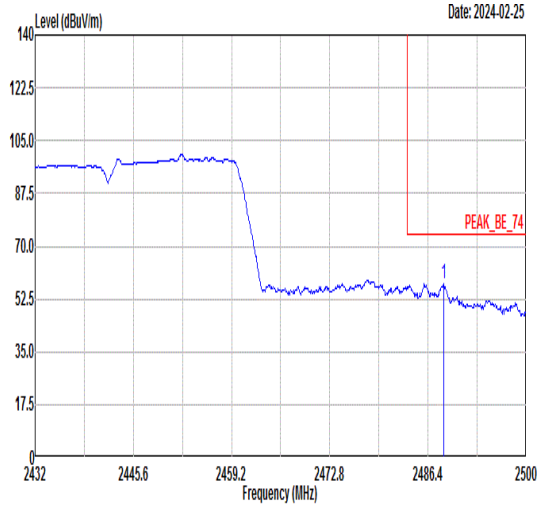 Freq Level Limit Line Margin Read Level Ant Factor Cable Loss Preamp Factor APos TPos Remark MHz dBuV/m dBuV/m dB dBuV dB/m dB dB cm deg 1 2488.58 57.49 74.00 -16.51 54.91 30.70 5.47 33.59 313 360 PEAK	Blank
Avg	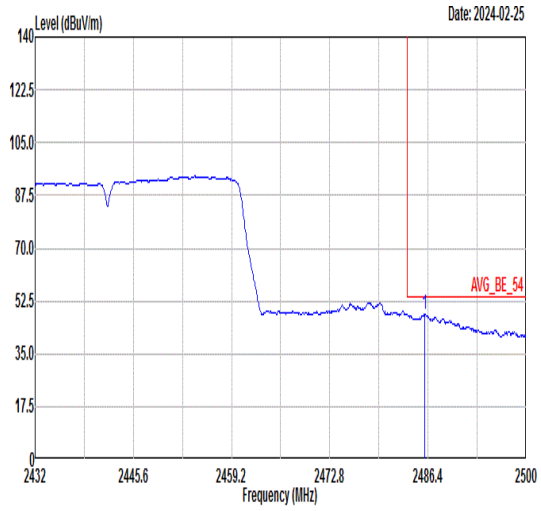 Freq Level Limit Line Margin Read Level Ant Factor Cable Loss Preamp Factor APos TPos Remark MHz dBuV/m dBuV/m dB dBuV dB/m dB dB cm deg 1 2485.99 48.27 54.00 -5.73 45.70 30.70 5.46 33.59 313 360 AVERAGE	Blank

Mode	35	
	Band Edge - L	
	2400-2483.5_802.11n HT40_CH04_2427MHz	
ANT	CDD 0+1	
Pol.	Horizontal	Fundamental
Peak	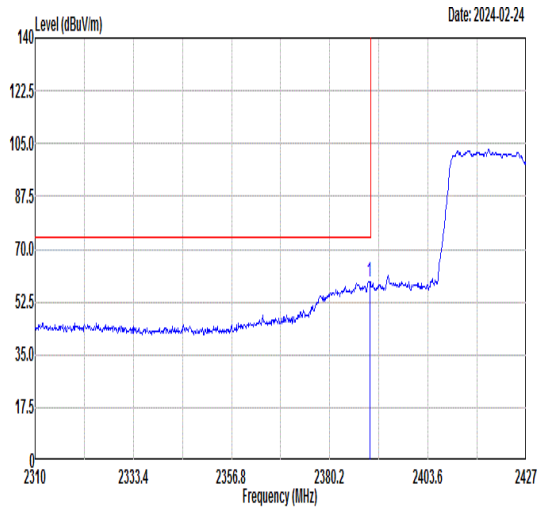 Freq Level Limit Line Margin Read Level Ant Factor Cable Loss Preamp Factor APos TPos Remark 1 2389.68 59.36 74.00 -14.64 56.81 30.72 5.36 33.53 400 240 PEAK	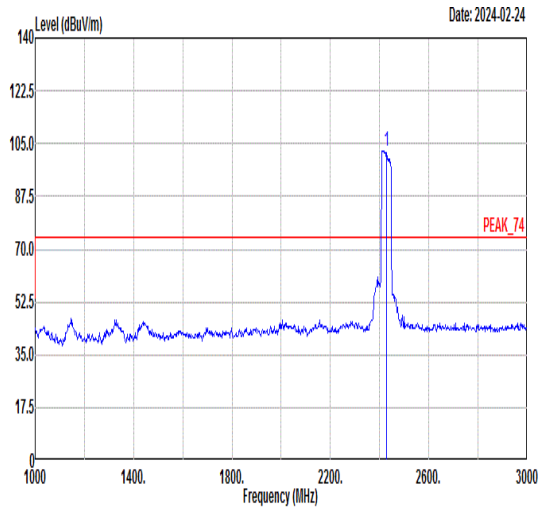 Freq Level Limit Line Margin Read Level Ant Factor Cable Loss Preamp Factor APos TPos Remark 1 2427.00 102.73 ------ ------ 100.18 30.72 5.38 33.55 400 240 PEAK
Avg	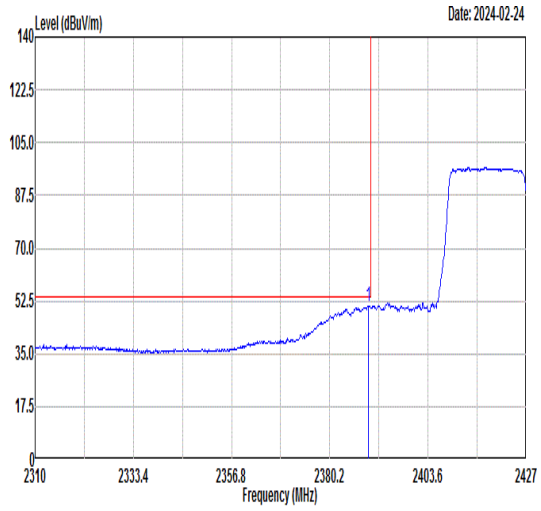 Freq Level Limit Line Margin Read Level Ant Factor Cable Loss Preamp Factor APos TPos Remark 1 2389.33 50.95 54.00 -3.05 48.40 30.72 5.36 33.53 400 240 AVERAGE	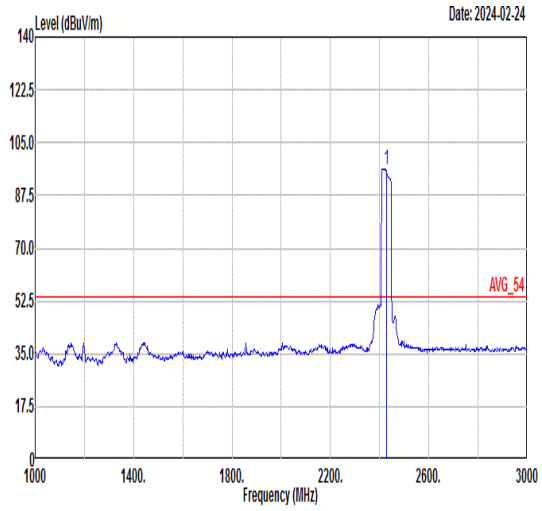 Freq Level Limit Line Margin Read Level Ant Factor Cable Loss Preamp Factor APos TPos Remark 1 2427.00 96.39 ------ ------ 93.83 30.72 5.39 33.55 400 240 AVERAGE

Mode	35	
	Band Edge - R	
	2400-2483.5_802.11n HT40_CH04_2427MHz	
ANT	CDD 0+1	
Pol.	Horizontal	Fundamental
Peak	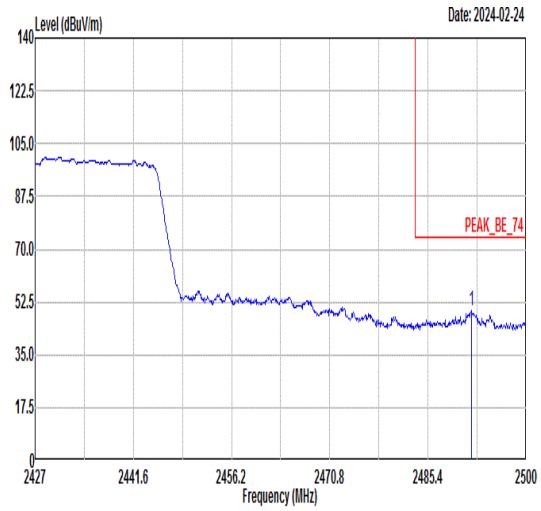 Freq Level Limit Line Margin Read Level Ant Factor Cable Loss Preamp Factor APos TPos Remark MHz dBuV/m dBuV/m dB dBuV dB/m dB dB cm deg 1 2491.90 49.72 74.00 -24.28 47.15 30.70 5.47 33.60 400 240 PEAK	Blank
Avg	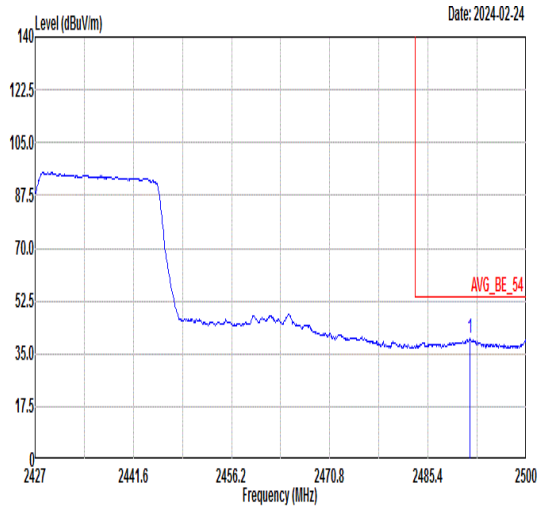 Freq Level Limit Line Margin Read Level Ant Factor Cable Loss Preamp Factor APos TPos Remark MHz dBuV/m dBuV/m dB dBuV dB/m dB dB cm deg 1 2491.61 39.96 54.00 -14.04 37.38 30.70 5.47 33.59 400 240 AVERAGE	Blank

Mode	35	
	Band Edge - L	
	2400-2483.5_802.11n HT40_CH04_2427MHz	
ANT	CDD 0+1	
Pol.	Vertical	Fundamental
Peak	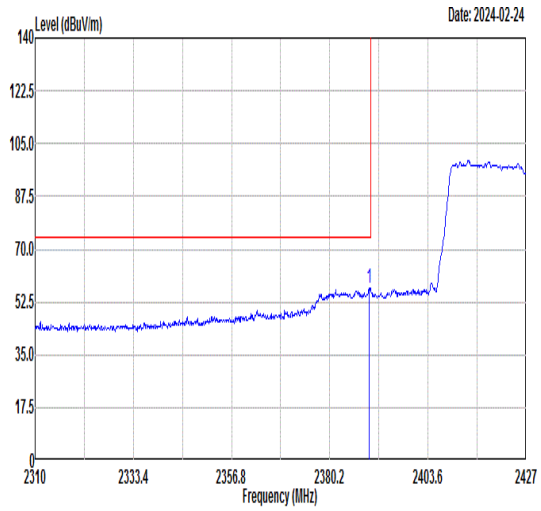 Freq Level Limit Line Margin Read Level Ant Factor Cable Loss Preamp Factor APos TPos Remark 1 2389.56 57.20 74.00 -16.80 54.65 30.72 5.36 33.53 303 345 PEAK	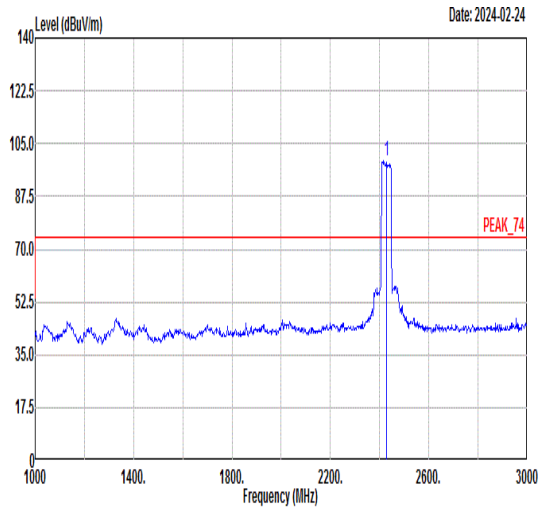 Freq Level Limit Line Margin Read Level Ant Factor Cable Loss Preamp Factor APos TPos Remark 1 2427.00 99.35 ------ ------ 96.80 30.72 5.38 33.55 303 345 PEAK
Avg	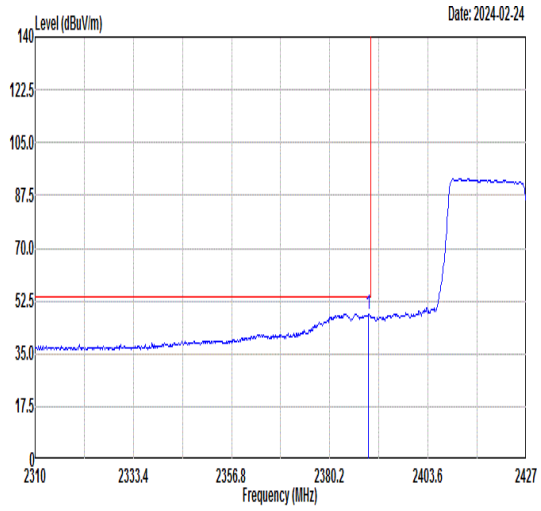 Freq Level Limit Line Margin Read Level Ant Factor Cable Loss Preamp Factor APos TPos Remark 1 2389.44 48.26 54.00 -5.74 45.71 30.72 5.36 33.53 303 345 AVERAGE	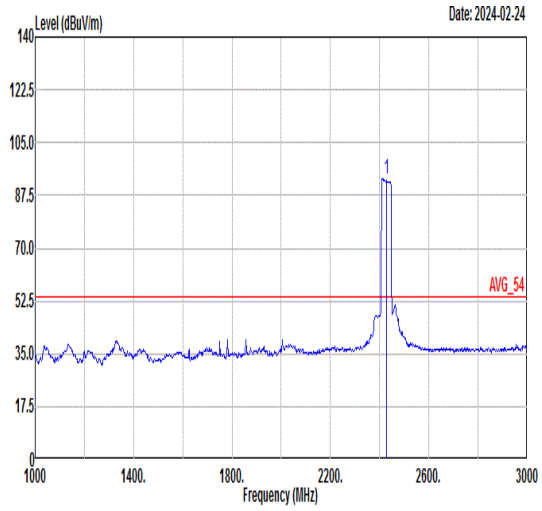 Freq Level Limit Line Margin Read Level Ant Factor Cable Loss Preamp Factor APos TPos Remark 1 2427.00 92.89 ------ ------ 90.34 30.72 5.38 33.55 303 345 AVERAGE

Mode	35	
	Band Edge - R	
	2400-2483.5_802.11n HT40_CH04_2427MHz	
ANT	CDD 0+1	
Pol.	Vertical	Fundamental
Peak	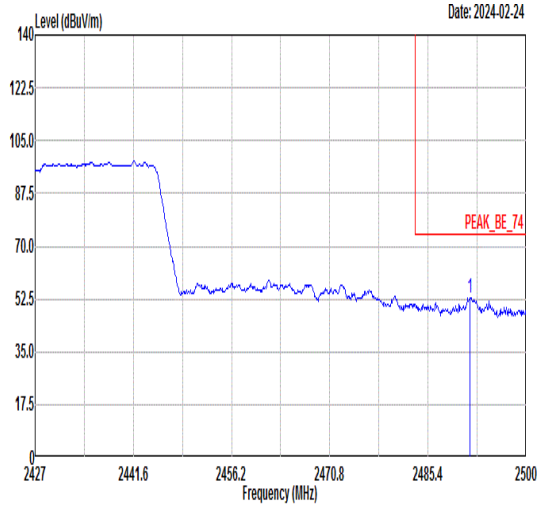 Freq Level Limit Line Margin Read Level Ant Factor Cable Loss Preamp Factor APos TPos Remark MHz dBuV/m dBuV/m dB dBuV dB/m dB dB cm deg 1 2491.68 52.97 74.00 -21.03 50.40 30.70 5.47 33.60 303 345 PEAK	Blank
Avg	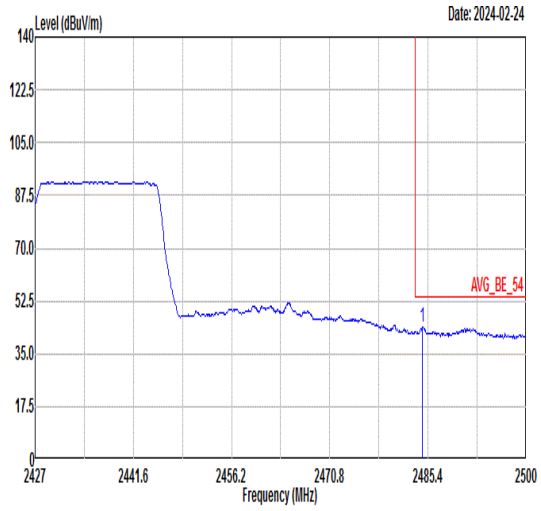 Freq Level Limit Line Margin Read Level Ant Factor Cable Loss Preamp Factor APos TPos Remark MHz dBuV/m dBuV/m dB dBuV dB/m dB dB cm deg 1 2484.60 43.91 54.00 -10.09 41.34 30.70 5.46 33.59 303 345 AVERAGE	Blank

Mode	36	
	Band Edge - L	
	2400-2483.5_802.11n HT40_CH08_2447MHz	
ANT	CDD 0+1	
Pol.	Horizontal	Fundamental
Peak	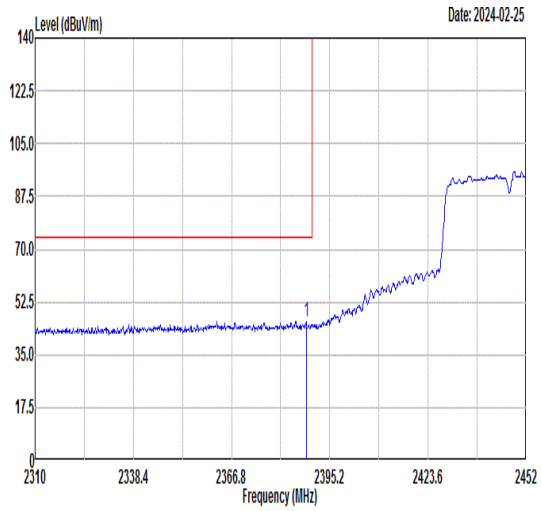 Freq Level Limit Line Margin Read Level Ant Factor Cable Loss Preamp Factor APos TPos Remark 1 2388.38 46.02 74.00 -27.98 43.47 30.72 5.36 33.53 100 135 PEAK	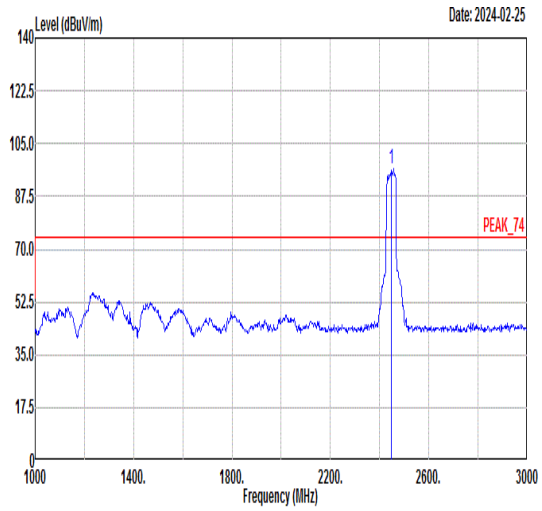 Freq Level Limit Line Margin Read Level Ant Factor Cable Loss Preamp Factor APos TPos Remark 1 2447.00 96.51 ------ ------ 93.94 30.71 5.43 33.57 100 135 PEAK
Avg	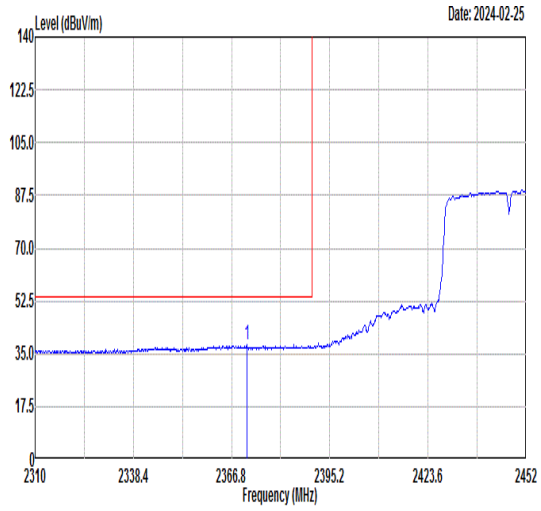 Freq Level Limit Line Margin Read Level Ant Factor Cable Loss Preamp Factor APos TPos Remark 1 2371.20 38.16 54.00 -15.84 35.61 30.73 5.34 33.52 100 135 AVERAGE	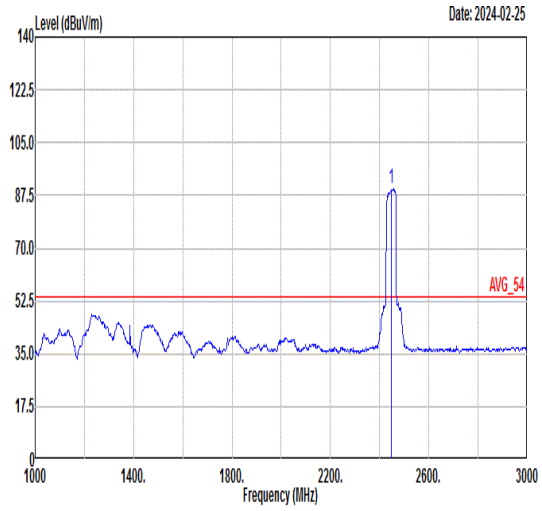 Freq Level Limit Line Margin Read Level Ant Factor Cable Loss Preamp Factor APos TPos Remark 1 2447.00 89.55 ------ ------ 86.98 30.71 5.43 33.57 100 135 AVERAGE

Mode	36	
	Band Edge - R	
	2400-2483.5_802.11n HT40_CH08_2447MHz	
ANT	CDD 0+1	
Pol.	Horizontal	Fundamental
Peak	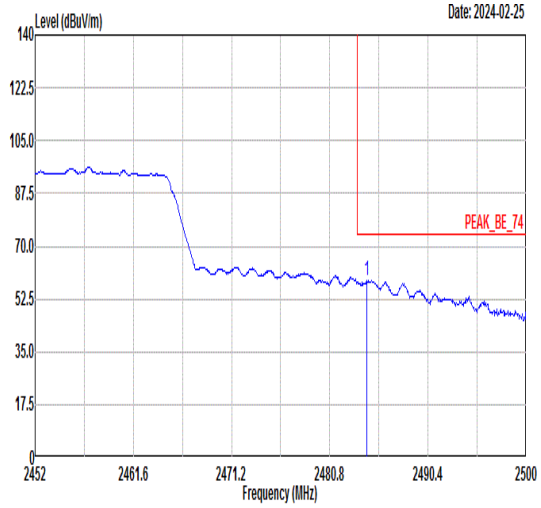 Freq Level Limit Line Margin Read Level Ant Factor Cable Loss Preamp Factor APos TPos Remark MHz dBuV/m dBuV/m dB dBuV dB/m dB dB cm deg 1 2484.45 58.49 74.00 -15.51 55.92 30.70 5.46 33.59 100 135 PEAK	Blank
Avg	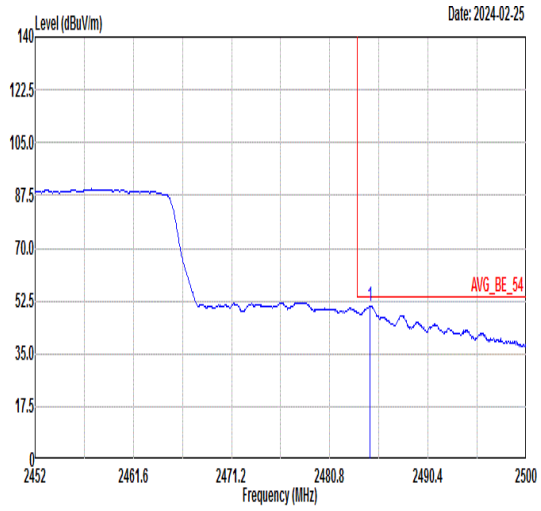 Freq Level Limit Line Margin Read Level Ant Factor Cable Loss Preamp Factor APos TPos Remark MHz dBuV/m dBuV/m dB dBuV dB/m dB dB cm deg 1 2484.74 50.74 54.00 -3.26 48.17 30.70 5.46 33.59 100 135 AVERAGE	Blank

Mode	36	
	Band Edge - L	
	2400-2483.5_802.11n HT40_CH08_2447MHz	
ANT	CDD 0+1	
Pol.	Vertical	Fundamental
Peak	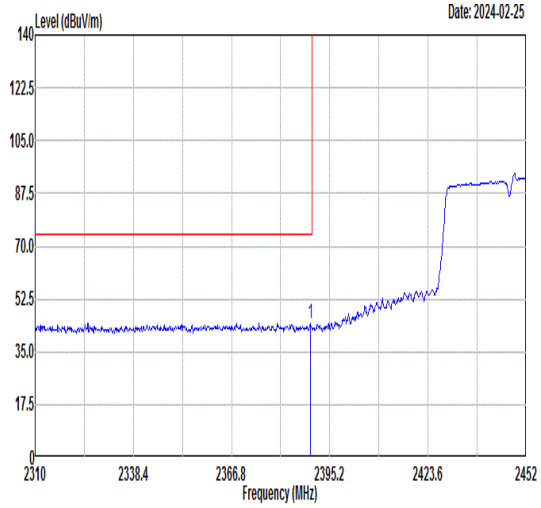 Freq Level Limit Line Margin Read Level Ant Factor Cable Loss Preamp Factor APos TPos Remark 1 2389.66 44.59 74.00 -29.41 42.04 30.72 5.36 33.53 313 360 PEAK	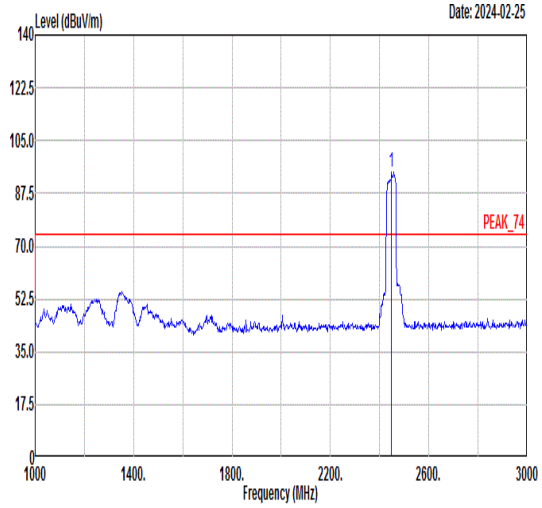 Freq Level Limit Line Margin Read Level Ant Factor Cable Loss Preamp Factor APos TPos Remark 1 2447.00 94.67 ------ ------ 92.10 30.71 5.43 33.57 313 360 PEAK
Avg	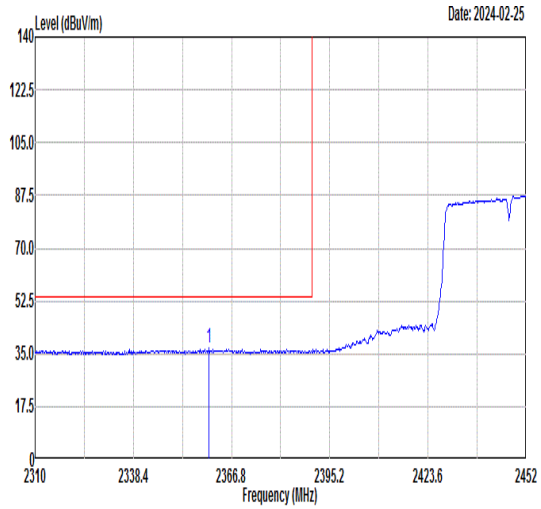 Freq Level Limit Line Margin Read Level Ant Factor Cable Loss Preamp Factor APos TPos Remark 1 2360.27 36.74 54.00 -17.26 34.20 30.73 5.33 33.52 313 360 AVERAGE	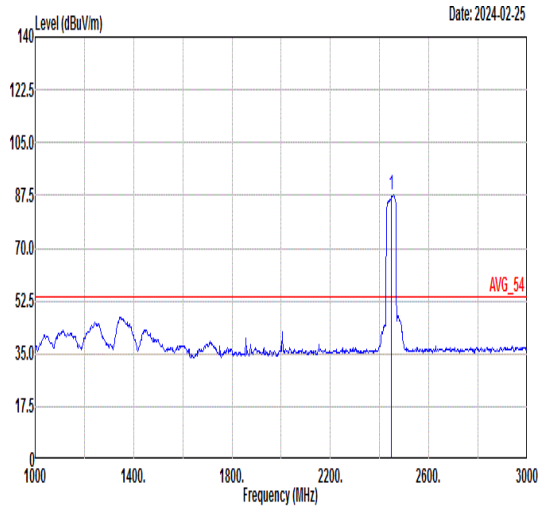 Freq Level Limit Line Margin Read Level Ant Factor Cable Loss Preamp Factor APos TPos Remark 1 2447.00 87.67 ------ ------ 85.10 30.71 5.43 33.57 313 360 AVERAGE

Mode	36	
	Band Edge - R	
	2400-2483.5_802.11n HT40_CH08_2447MHz	
ANT	CDD 0+1	
Pol.	Vertical	Fundamental
Peak	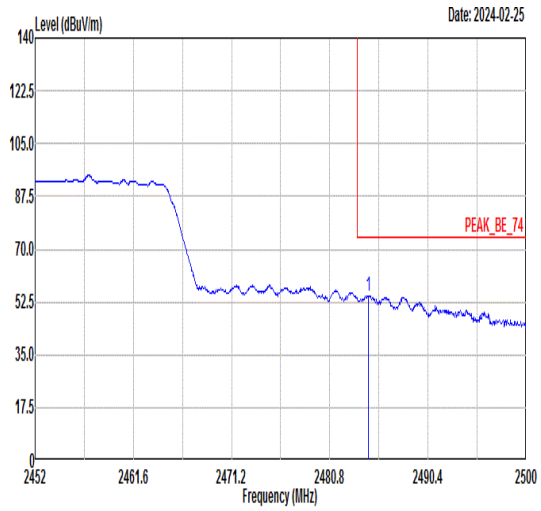 Limit Read Ant Cable Preamp APos TPos Freq Level Line Margin Level Factor Loss Factor Remark MHz dBuV/m dBuV/m dB dBuV dB/m dB dB cm deg 1 2484.59 54.61 74.00 -19.39 52.04 30.70 5.46 33.59 313 360 PEAK	Blank
Avg	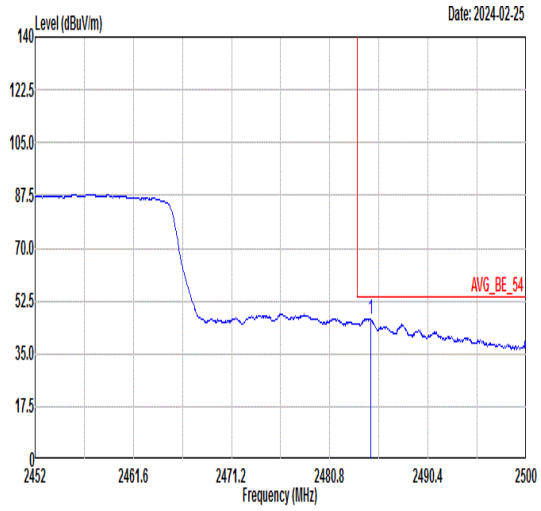 Limit Read Ant Cable Preamp APos TPos Freq Level Line Margin Level Factor Loss Factor Remark MHz dBuV/m dBuV/m dB dBuV dB/m dB dB cm deg 1 2484.78 46.57 54.00 -7.43 44.00 30.70 5.46 33.59 313 360 AVERAGE	Blank

Mode	37	
	Band Edge	
	2400-2483.5_802.11ax HE20_CH02_2417MHz	
ANT	CDD 0+1	
Pol.	Horizontal	Fundamental
Peak	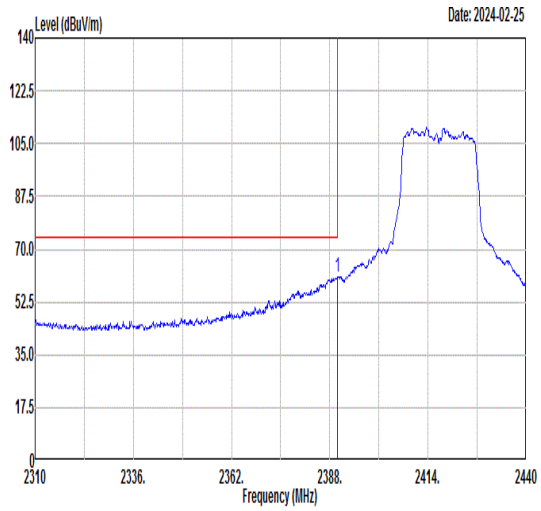 Freq Level Limit Line Margin Read Level Ant Factor Cable Loss Preamp Factor APos TPos Remark 1 2389.95 60.66 74.00 -13.34 58.11 30.72 5.36 33.53 315 250 PEAK	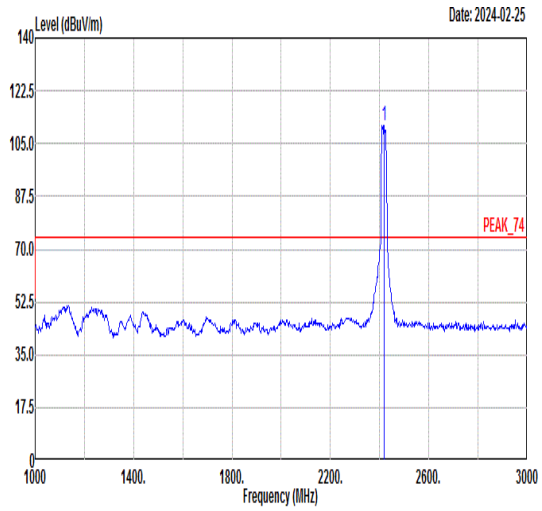 Freq Level Limit Line Margin Read Level Ant Factor Cable Loss Preamp Factor APos TPos Remark 1 2417.00 111.20 ------ ------ 108.64 30.72 5.39 33.55 315 250 PEAK
Avg	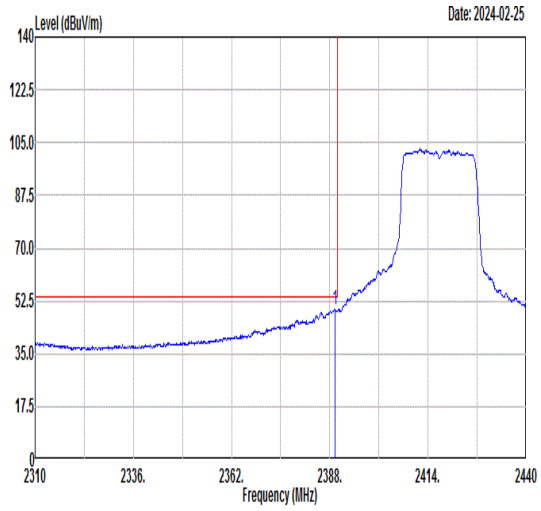 Freq Level Limit Line Margin Read Level Ant Factor Cable Loss Preamp Factor APos TPos Remark 1 2389.30 49.50 54.00 -4.50 46.95 30.72 5.36 33.53 315 250 AVERAGE	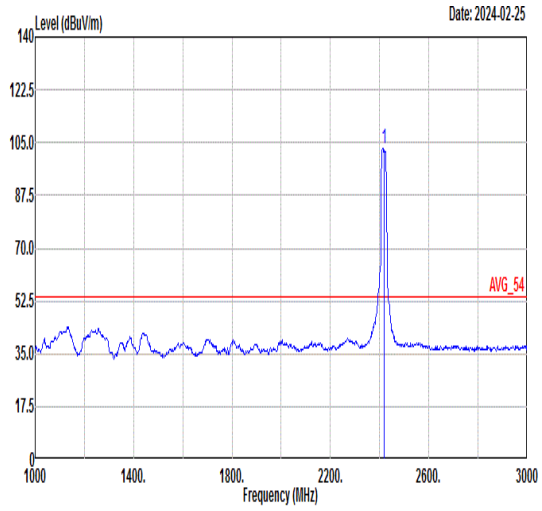 Freq Level Limit Line Margin Read Level Ant Factor Cable Loss Preamp Factor APos TPos Remark 1 2417.00 103.04 ------ ------ 100.49 30.72 5.38 33.55 315 250 AVERAGE

Mode	37	
	Band Edge	
	2400-2483.5_802.11ax HE20_CH02_2417MHz	
ANT	CDD 0+1	
Pol.	Vertical	Fundamental
Peak	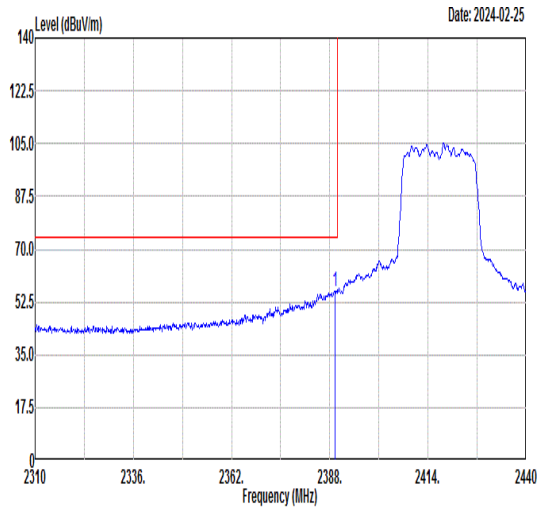 Freq Level Limit Line Margin Read Level Ant Factor Cable Loss Preamp Factor APos TPos Remark 1 2389.43 55.97 74.00 -18.03 53.42 30.72 5.36 33.53 300 347 PEAK	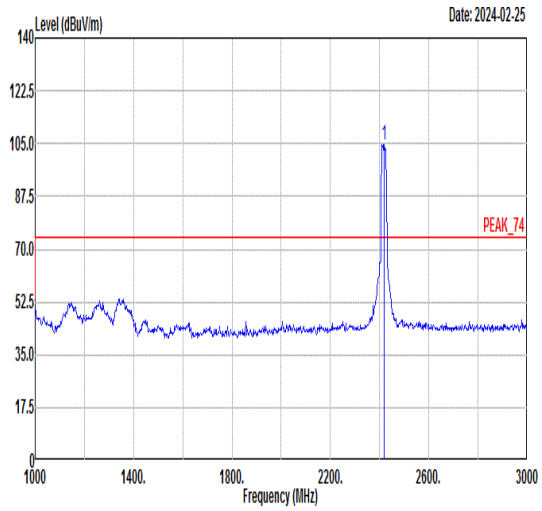 Freq Level Limit Line Margin Read Level Ant Factor Cable Loss Preamp Factor APos TPos Remark 1 2417.00 104.62 ------ ------ 102.07 30.72 5.38 33.55 300 347 PEAK
Avg	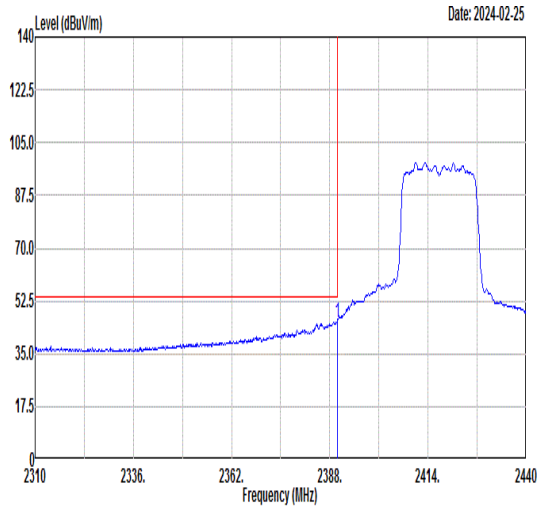 Freq Level Limit Line Margin Read Level Ant Factor Cable Loss Preamp Factor APos TPos Remark 1 2389.95 45.61 54.00 -8.39 43.06 30.72 5.36 33.53 300 347 AVERAGE	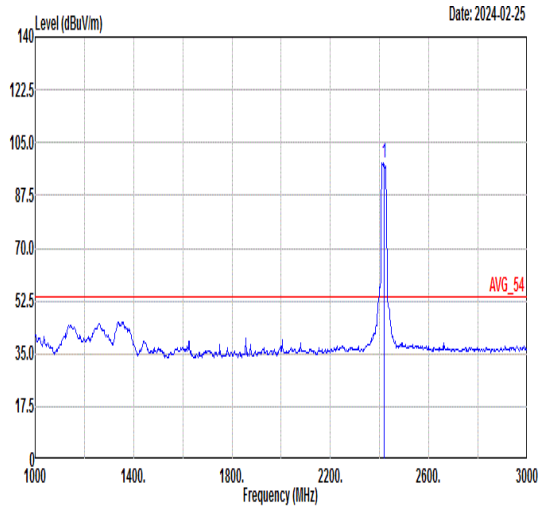 Freq Level Limit Line Margin Read Level Ant Factor Cable Loss Preamp Factor APos TPos Remark 1 2417.00 98.17 ------ ------ 95.62 30.72 5.38 33.55 300 347 AVERAGE

Mode	38	
	Band Edge	
	2400-2483.5_802.11ax HE20_CH03_2422MHz	
ANT	CDD 0+1	
Pol.	Horizontal	Fundamental
Peak	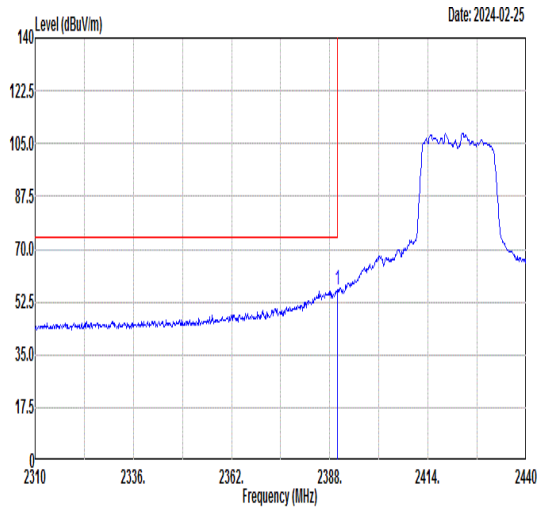 Freq Level Limit Line Margin Read Level Ant Factor Cable Loss Preamp Factor APos TPos Remark MHz dBuV/m dBuV/m dB dBuV dB/m dB dB cm deg 1 2389.95 56.29 74.00 -17.71 53.74 30.72 5.36 33.53 200 213 PEAK	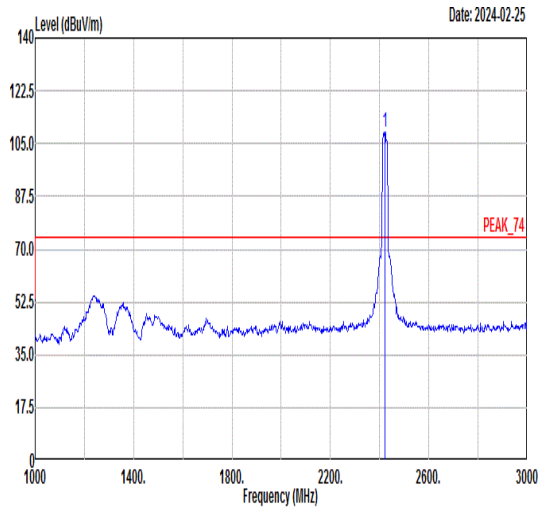 Freq Level Limit Line Margin Read Level Ant Factor Cable Loss Preamp Factor APos TPos Remark MHz dBuV/m dBuV/m dB dBuV dB/m dB dB cm deg 1 2422.00 108.65 ------ ------ 106.09 30.72 5.39 33.55 200 213 PEAK
Avg	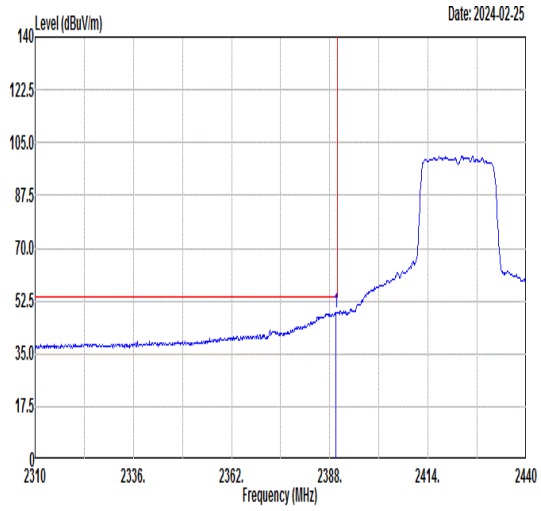 Freq Level Limit Line Margin Read Level Ant Factor Cable Loss Preamp Factor APos TPos Remark MHz dBuV/m dBuV/m dB dBuV dB/m dB dB cm deg 1 2389.69 48.77 54.00 -5.23 46.22 30.72 5.36 33.53 200 213 AVERAGE	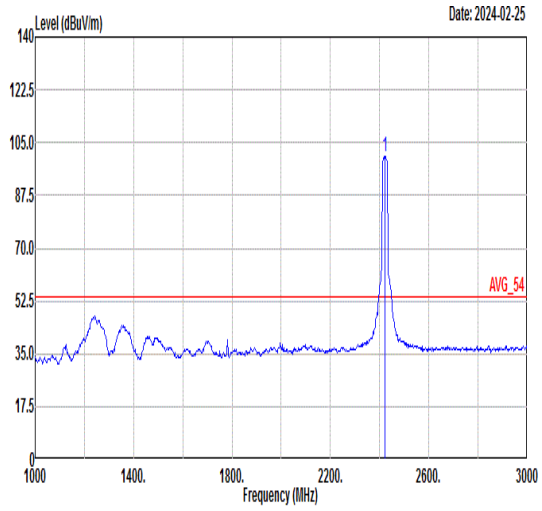 Freq Level Limit Line Margin Read Level Ant Factor Cable Loss Preamp Factor APos TPos Remark MHz dBuV/m dBuV/m dB dBuV dB/m dB dB cm deg 1 2422.00 100.33 ------ ------ 97.77 30.72 5.39 33.55 200 213 AVERAGE

Mode	38	
	Band Edge	
	2400-2483.5_802.11ax HE20_CH03_2422MHz	
ANT	CDD 0+1	
Pol.	Vertical	Fundamental
Peak	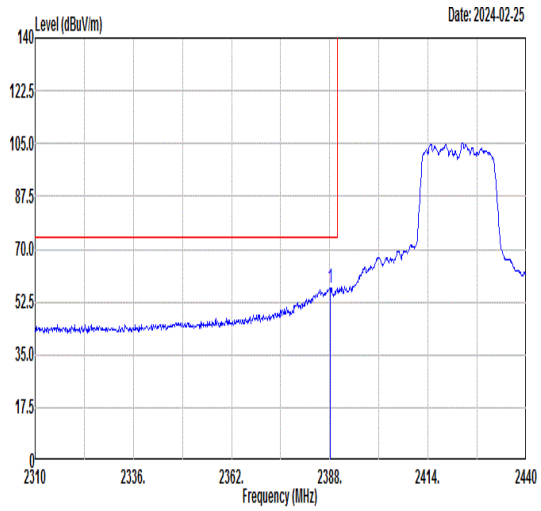 Freq Level Limit Line Margin Read Level Ant Factor Cable Loss Preamp Factor APos TPos Remark MHz dBuV/m dBuV/m dB dBuV dB/m dB dB cm deg 1 2388.13 57.12 74.00 -16.88 54.57 30.72 5.36 33.53 302 344 PEAK	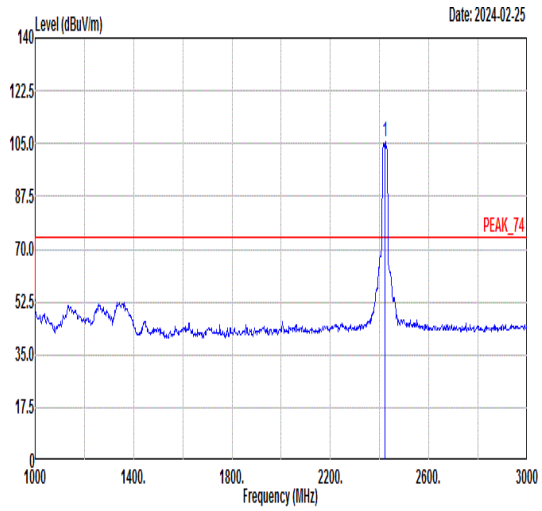 Freq Level Limit Line Margin Read Level Ant Factor Cable Loss Preamp Factor APos TPos Remark MHz dBuV/m dBuV/m dB dBuV dB/m dB dB cm deg 1 2422.00 105.42 ------ ------ 102.86 30.72 5.39 33.55 302 344 PEAK
Avg	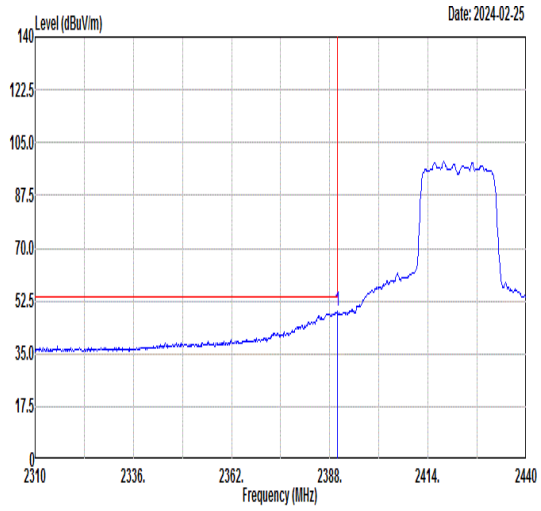 Freq Level Limit Line Margin Read Level Ant Factor Cable Loss Preamp Factor APos TPos Remark MHz dBuV/m dBuV/m dB dBuV dB/m dB dB cm deg 1 2389.95 49.16 54.00 -4.84 46.61 30.72 5.36 33.53 302 344 AVERAGE	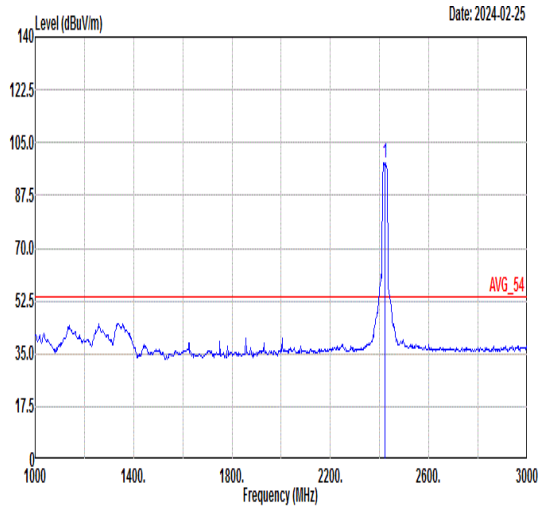 Freq Level Limit Line Margin Read Level Ant Factor Cable Loss Preamp Factor APos TPos Remark MHz dBuV/m dBuV/m dB dBuV dB/m dB dB cm deg 1 2422.00 98.45 ------ ------ 95.89 30.72 5.39 33.55 302 344 AVERAGE

Mode	39	
	Band Edge	
	2400-2483.5_802.11ax HE20_CH10_2457MHz	
ANT	CDD 0+1	
Pol.	Horizontal	Fundamental
Peak	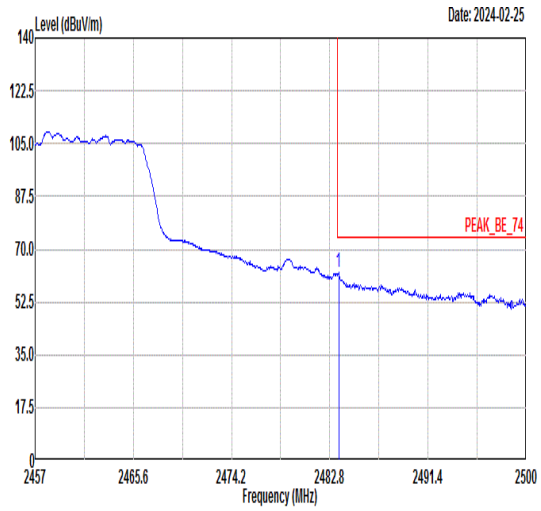 Freq Level Limit Line Margin Read Level Ant Factor Cable Loss Preamp Factor APos TPos Remark 1 2483.57 62.10 74.00 -11.90 59.53 30.70 5.46 33.59 100 133 PEAK	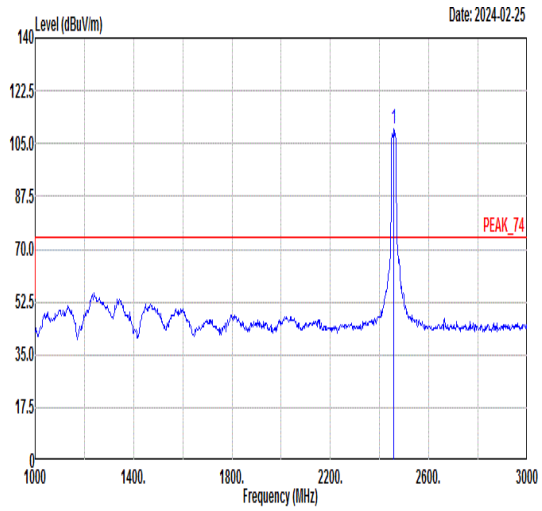 Freq Level Limit Line Margin Read Level Ant Factor Cable Loss Preamp Factor APos TPos Remark 1 2457.00 109.94 ------ ------ 107.37 30.71 5.43 33.57 100 133 PEAK
Avg	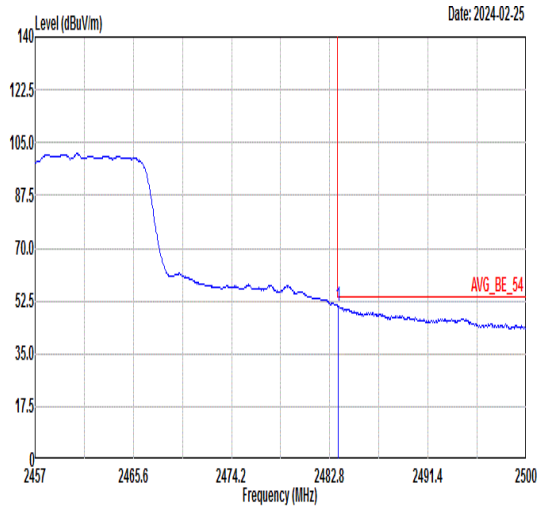 Freq Level Limit Line Margin Read Level Ant Factor Cable Loss Preamp Factor APos TPos Remark 1 2483.53 50.74 54.00 -3.26 48.17 30.70 5.46 33.59 100 133 AVERAGE	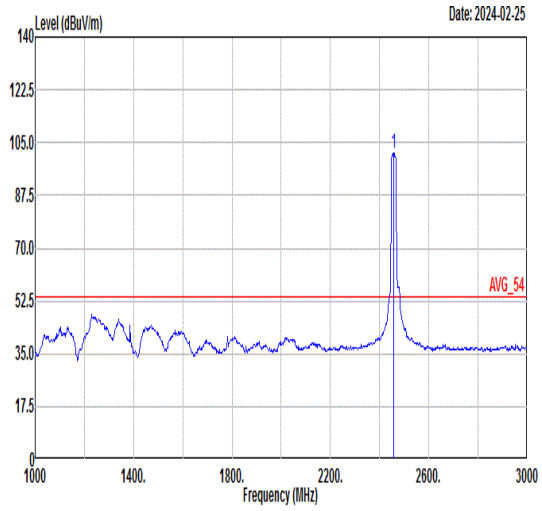 Freq Level Limit Line Margin Read Level Ant Factor Cable Loss Preamp Factor APos TPos Remark 1 2457.00 101.41 ------ ------ 98.84 30.71 5.43 33.57 100 133 AVERAGE

Mode	39	
	Band Edge	
	2400-2483.5_802.11ax HE20_CH10_2457MHz	
ANT	CDD 0+1	
Pol.	Vertical	Fundamental
Peak	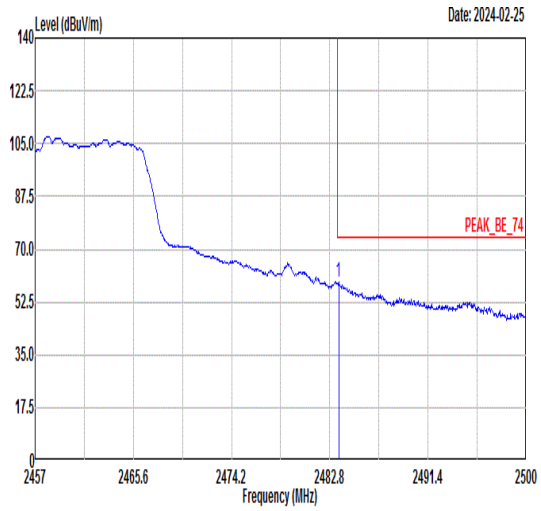 Freq Level Limit Line Margin Read Level Ant Factor Cable Loss Preamp Factor APos TPos Remark 1 2483.57 59.01 74.00 -14.99 56.44 30.70 5.46 33.59 364 360 PEAK	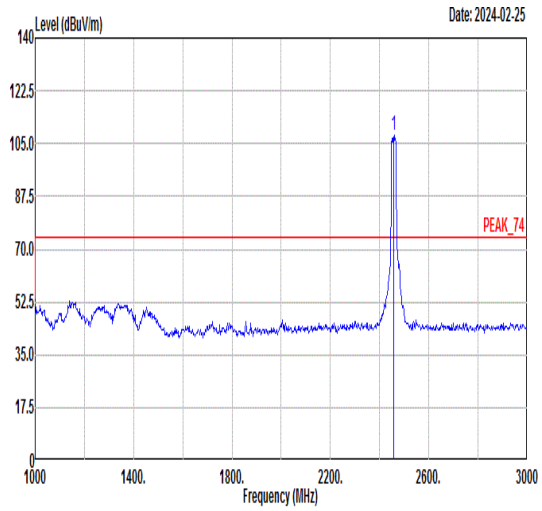 Freq Level Limit Line Margin Read Level Ant Factor Cable Loss Preamp Factor APos TPos Remark 1 2457.00 107.53 ------ ------ 104.97 30.71 5.43 33.58 364 360 PEAK
Avg	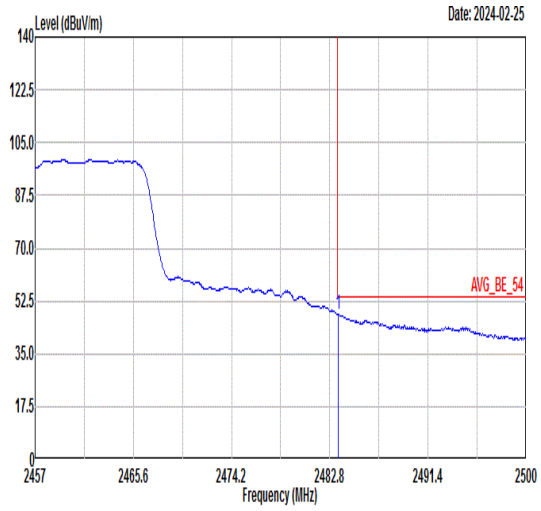 Freq Level Limit Line Margin Read Level Ant Factor Cable Loss Preamp Factor APos TPos Remark 1 2483.53 47.90 54.00 -6.10 45.33 30.70 5.46 33.59 364 360 AVERAGE	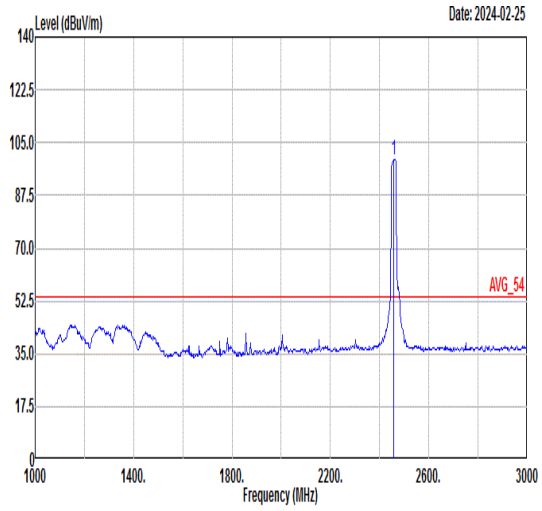 Freq Level Limit Line Margin Read Level Ant Factor Cable Loss Preamp Factor APos TPos Remark 1 2457.00 99.29 ------ ------ 96.72 30.71 5.44 33.58 364 360 AVERAGE

Mode	40	
	Band Edge	
	2400-2483.5_802.11ax HE20_CH09_2452MHz	
ANT	CDD 0+1	
Pol.	Horizontal	Fundamental
Peak	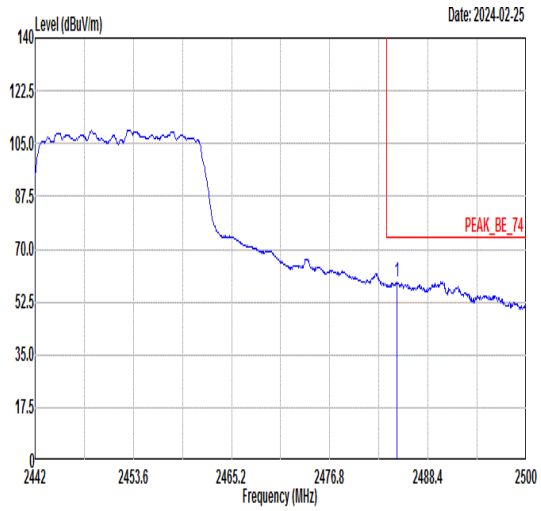 Freq Level Limit Line Margin Read Level Ant Factor Cable Loss Preamp Factor APos TPos Remark MHz dBuV/m dBuV/m dB dBuV dB/m dB dB cm deg 1 2484.69 59.04 74.00 -14.96 56.47 30.70 5.46 33.59 124 134 PEAK	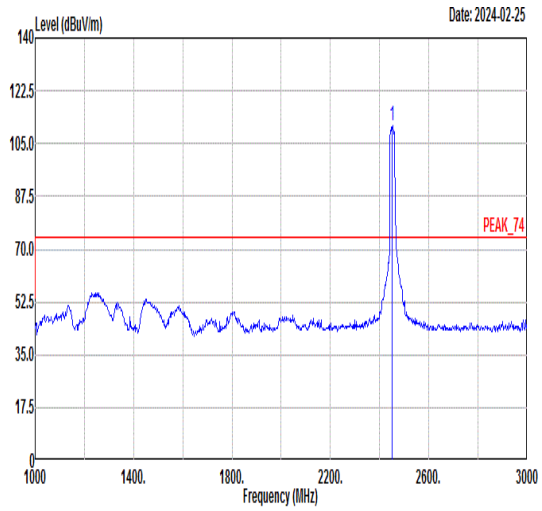 Freq Level Limit Line Margin Read Level Ant Factor Cable Loss Preamp Factor APos TPos Remark MHz dBuV/m dBuV/m dB dBuV dB/m dB dB cm deg 1 2452.00 111.01 ------ ------ 108.44 30.71 5.43 33.57 124 134 PEAK
Avg	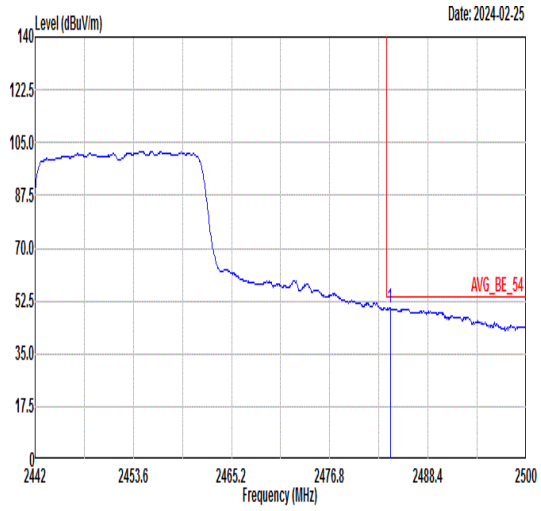 Freq Level Limit Line Margin Read Level Ant Factor Cable Loss Preamp Factor APos TPos Remark MHz dBuV/m dBuV/m dB dBuV dB/m dB dB cm deg 1 2483.93 50.18 54.00 -3.82 47.61 30.70 5.46 33.59 124 134 AVERAGE	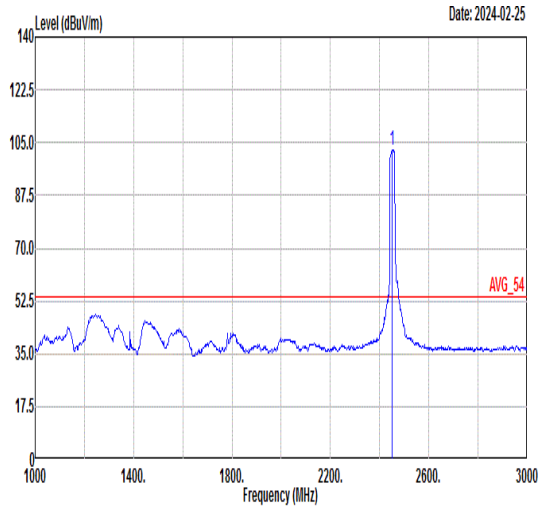 Freq Level Limit Line Margin Read Level Ant Factor Cable Loss Preamp Factor APos TPos Remark MHz dBuV/m dBuV/m dB dBuV dB/m dB dB cm deg 1 2452.00 102.55 ------ ------ 99.98 30.71 5.43 33.57 124 134 AVERAGE

Mode	40	
	Band Edge	
	2400-2483.5_802.11ax HE20_CH09_2452MHz	
ANT	CDD 0+1	
Pol.	Vertical	Fundamental
Peak	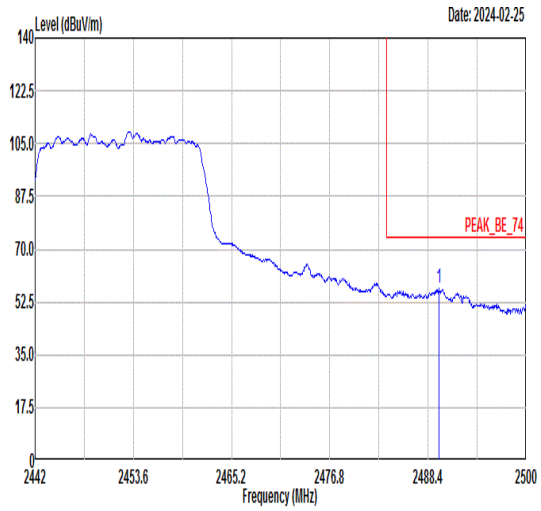 Freq Level Limit Line Margin Read Level Ant Factor Cable Loss Preamp Factor APos TPos Remark 1 2489.68 56.84 74.00 -17.16 54.26 30.70 5.47 33.59 316 360 PEAK	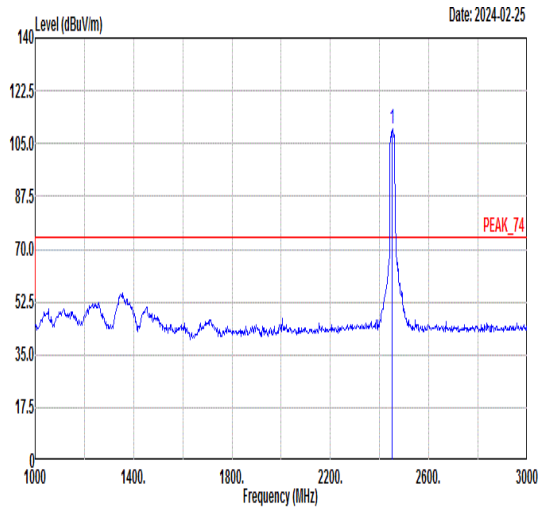 Freq Level Limit Line Margin Read Level Ant Factor Cable Loss Preamp Factor APos TPos Remark 1 2452.00 109.73 ------ ------ 107.16 30.71 5.43 33.57 316 360 PEAK
Avg	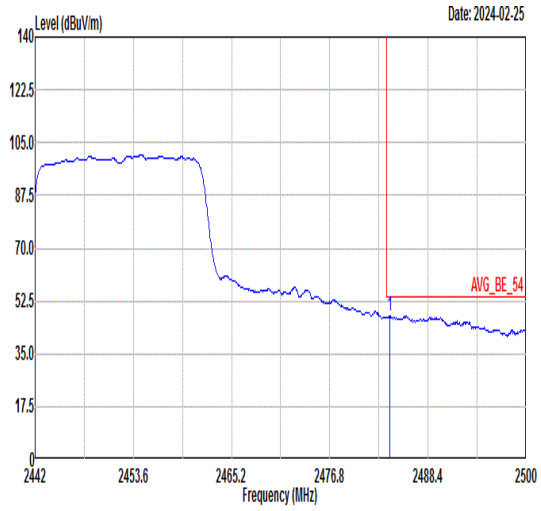 Freq Level Limit Line Margin Read Level Ant Factor Cable Loss Preamp Factor APos TPos Remark 1 2483.88 47.38 54.00 -6.62 44.81 30.70 5.46 33.59 316 360 AVERAGE	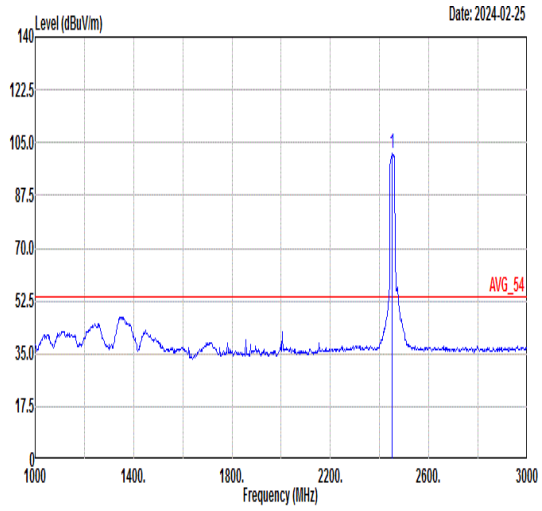 Freq Level Limit Line Margin Read Level Ant Factor Cable Loss Preamp Factor APos TPos Remark 1 2452.00 101.18 ------ ------ 98.62 30.71 5.42 33.57 316 360 AVERAGE

Mode	41	
	Band Edge - L	
	2400-2483.5_802.11ax HE40_CH04_2427MHz	
ANT	CDD 0+1	
Pol.	Horizontal	Fundamental
Peak	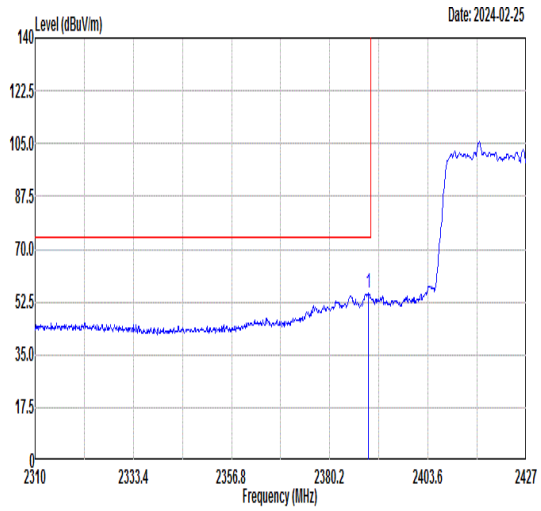 Freq Level Limit Line Margin Read Level Ant Factor Cable Loss Preamp Factor APos TPos Remark 1 2389.44 55.32 74.00 -18.68 52.77 30.72 5.36 33.53 400 246 PEAK	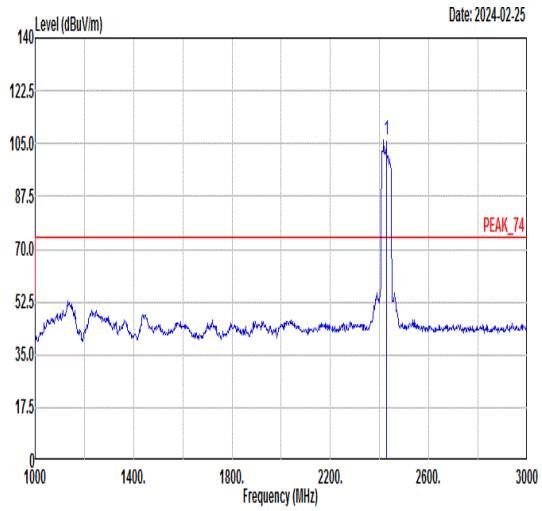 Freq Level Limit Line Margin Read Level Ant Factor Cable Loss Preamp Factor APos TPos Remark 1 2427.00 105.95 ------ ------ 103.40 30.72 5.38 33.55 400 246 PEAK
Avg	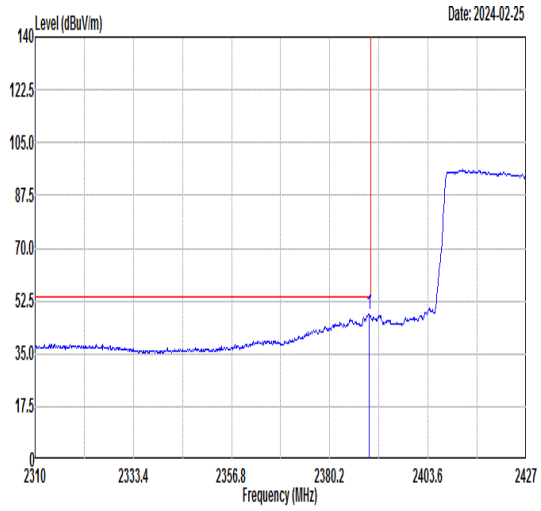 Freq Level Limit Line Margin Read Level Ant Factor Cable Loss Preamp Factor APos TPos Remark 1 2389.56 48.20 54.00 -5.80 45.65 30.72 5.36 33.53 400 246 AVERAGE	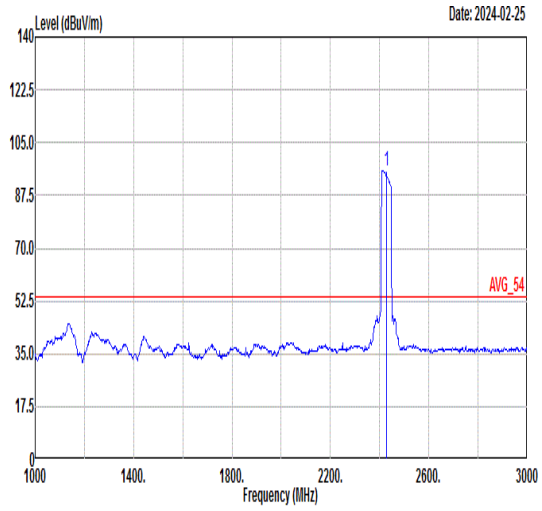 Freq Level Limit Line Margin Read Level Ant Factor Cable Loss Preamp Factor APos TPos Remark 1 2427.00 95.87 ------ ------ 93.32 30.72 5.38 33.55 400 246 AVERAGE

Mode	41	
	Band Edge - R	
	2400-2483.5_802.11ax HE40_CH04_2427MHz	
ANT	CDD 0+1	
Pol.	Horizontal	Fundamental
Peak	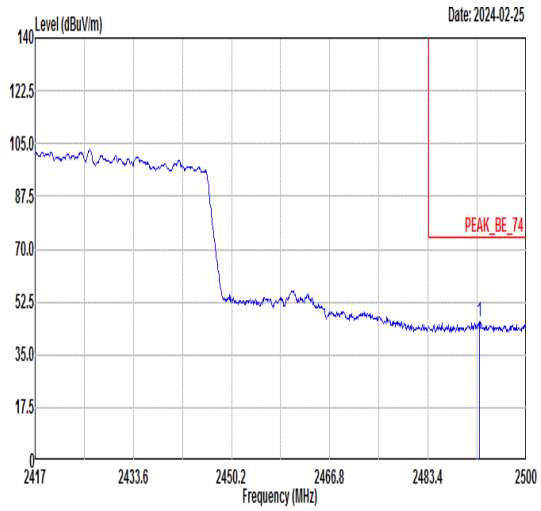 Freq Level Limit Line Margin Read Level Ant Factor Cable Loss Preamp Factor APos TPos Remark MHz dBuV/m dBuV/m dB dBuV dB/m dB dB cm deg 1 2492.03 46.05 74.00 -27.95 43.48 30.70 5.47 33.60 400 246 PEAK	Blank
Avg	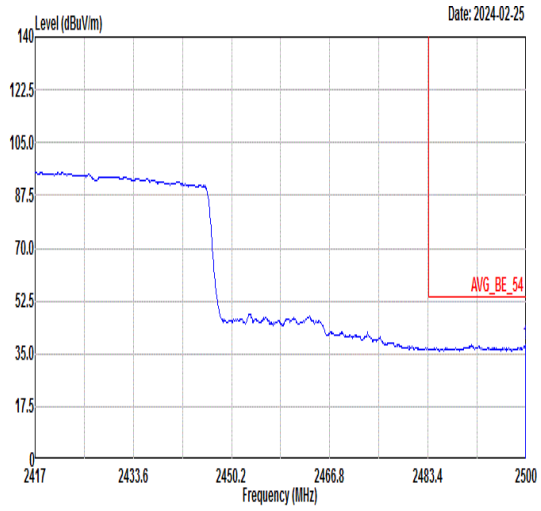 Freq Level Limit Line Margin Read Level Ant Factor Cable Loss Preamp Factor APos TPos Remark MHz dBuV/m dBuV/m dB dBuV dB/m dB dB cm deg 1 2499.92 38.26 54.00 -15.74 35.68 30.70 5.48 33.60 400 246 AVERAGE	Blank

Mode	41	
	Band Edge - L	
	2400-2483.5_802.11ax HE40_CH04_2427MHz	
ANT	CDD 0+1	
Pol.	Vertical	Fundamental
Peak	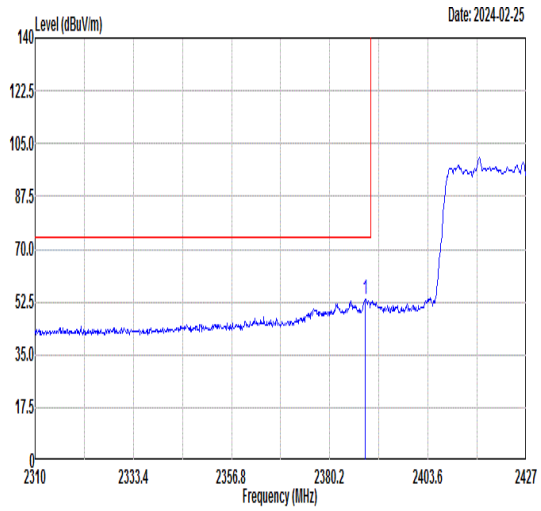 Freq Level Limit Line Margin Read Level Ant Factor Cable Loss Preamp Factor APos TPos Remark 1 2388.62 53.52 74.00 -20.48 50.97 30.72 5.36 33.53 300 344 PEAK	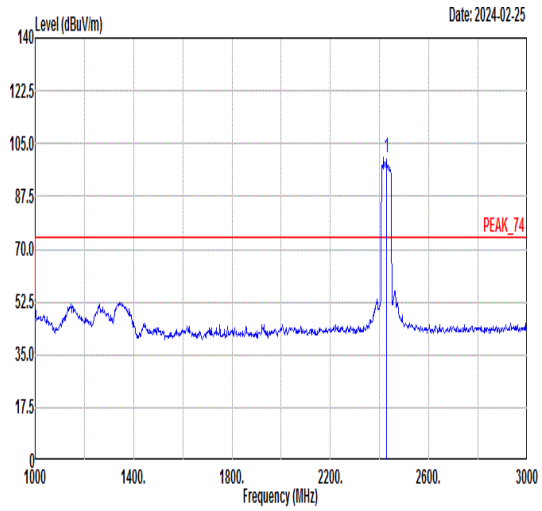 Freq Level Limit Line Margin Read Level Ant Factor Cable Loss Preamp Factor APos TPos Remark 1 2427.00 100.31 ------ ------ 97.76 30.72 5.38 33.55 300 344 PEAK
Avg	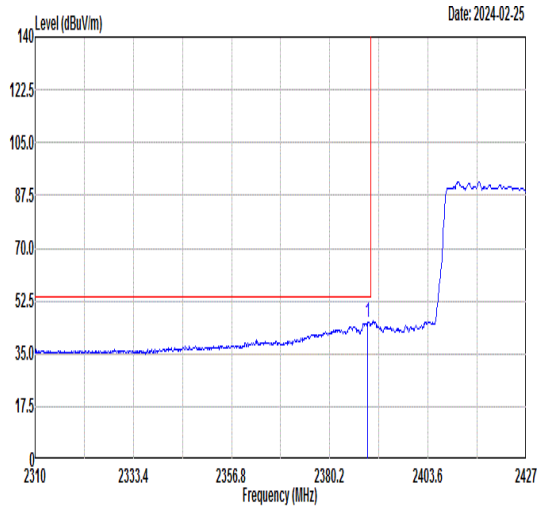 Freq Level Limit Line Margin Read Level Ant Factor Cable Loss Preamp Factor APos TPos Remark 1 2389.21 45.56 54.00 -8.44 43.01 30.72 5.36 33.53 300 344 AVERAGE	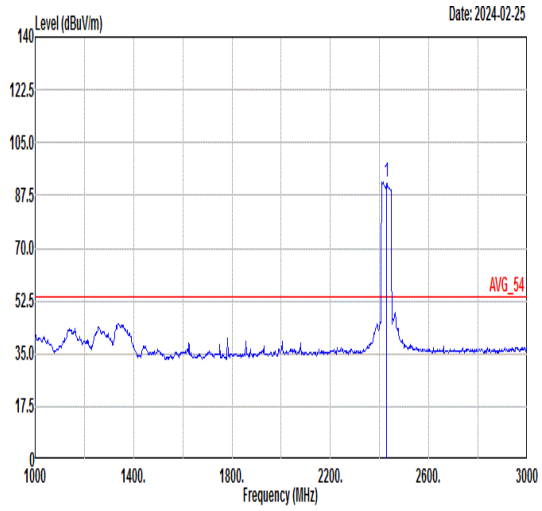 Freq Level Limit Line Margin Read Level Ant Factor Cable Loss Preamp Factor APos TPos Remark 1 2427.00 92.14 ------ ------ 89.59 30.72 5.38 33.55 300 344 AVERAGE

Mode	41	
	Band Edge - R	
	2400-2483.5_802.11ax HE40_CH04_2427MHz	
ANT	CDD 0+1	
Pol.	Vertical	Fundamental
Peak	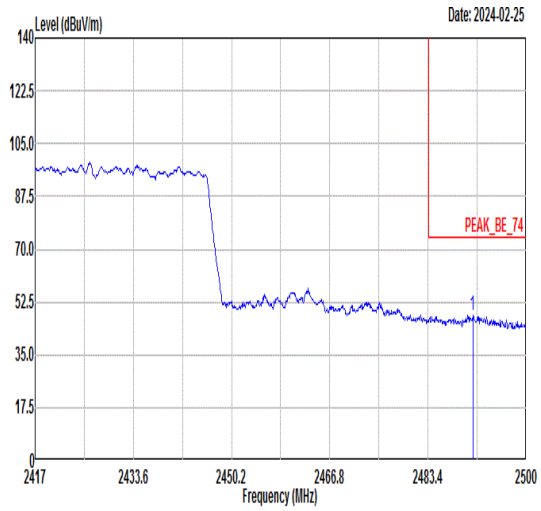 Freq Level Limit Line Margin Read Level Ant Factor Cable Loss Preamp Factor APos TPos Remark MHz dBuV/m dBuV/m dB dBuV dB/m dB dB cm deg 1 2490.95 48.26 74.00 -25.74 45.68 30.70 5.47 33.59 300 344 PEAK	Blank
Avg	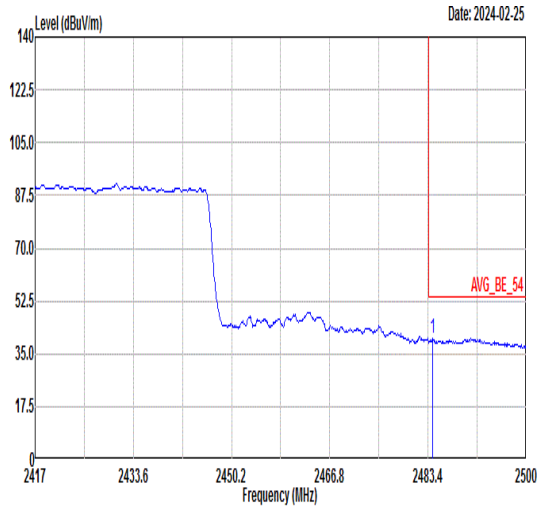 Freq Level Limit Line Margin Read Level Ant Factor Cable Loss Preamp Factor APos TPos Remark MHz dBuV/m dBuV/m dB dBuV dB/m dB dB cm deg 1 2484.23 40.07 54.00 -13.93 37.50 30.70 5.46 33.59 300 344 AVERAGE	Blank

Mode	42	
	Band Edge - L	
	2400-2483.5_802.11ax HE40_CH08_2447MHz	
ANT	CDD 0+1	
Pol.	Horizontal	Fundamental
Peak	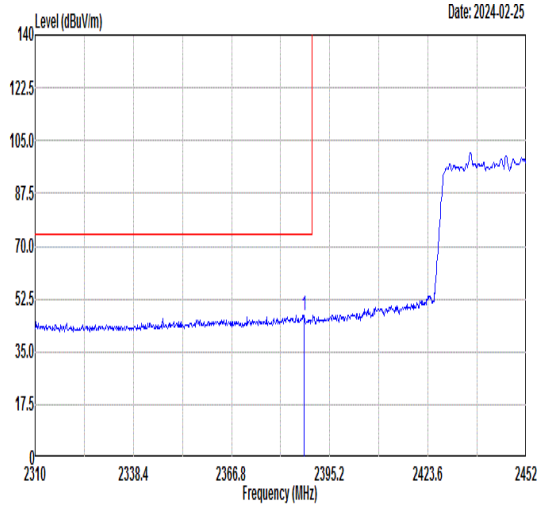 Freq Level Limit Line Margin Read Level Ant Factor Cable Loss Preamp Factor APos TPos Remark 1 2387.82 47.04 74.00 -26.96 44.49 30.72 5.36 33.53 121 131 PEAK	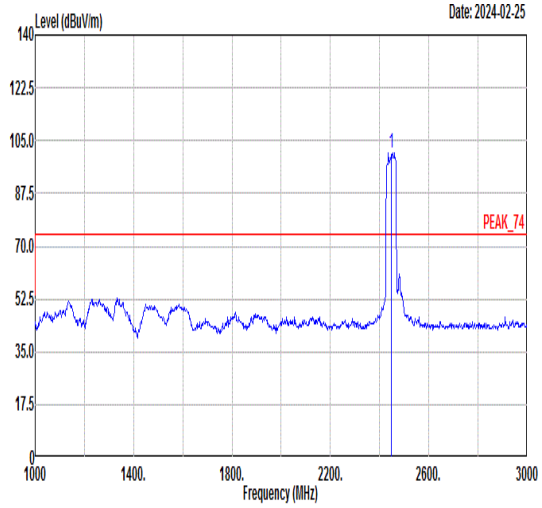 Freq Level Limit Line Margin Read Level Ant Factor Cable Loss Preamp Factor APos TPos Remark 1 2447.00 101.15 ------ ------ 98.59 30.71 5.41 33.56 121 131 PEAK
Avg	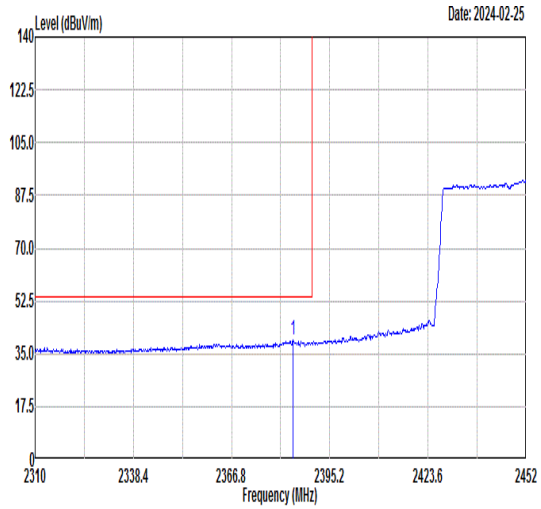 Freq Level Limit Line Margin Read Level Ant Factor Cable Loss Preamp Factor APos TPos Remark 1 2384.55 39.40 54.00 -14.60 36.86 30.72 5.35 33.53 121 131 AVERAGE	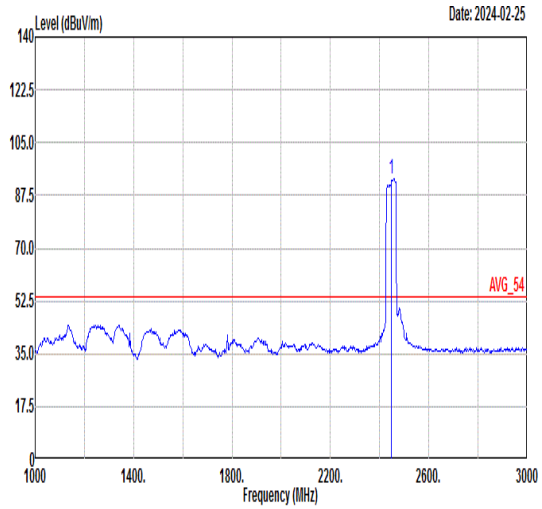 Freq Level Limit Line Margin Read Level Ant Factor Cable Loss Preamp Factor APos TPos Remark 1 2447.00 93.11 ------ ------ 90.54 30.71 5.43 33.57 121 131 AVERAGE

Mode	42	
	Band Edge - R	
	2400-2483.5_802.11ax HE40_CH08_2447MHz	
ANT	CDD 0+1	
Pol.	Horizontal	Fundamental
Peak	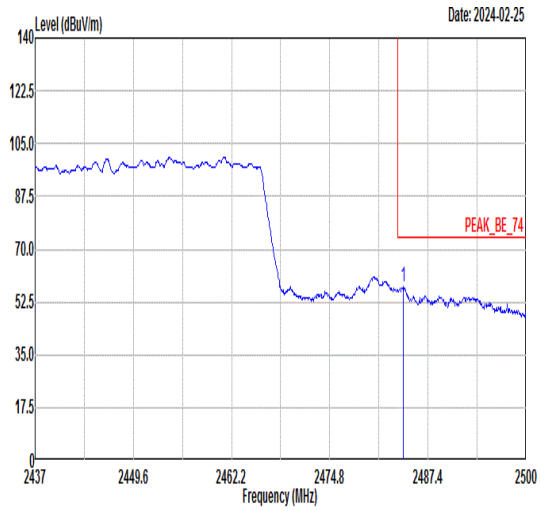 Freq Level Limit Line Margin Read Level Ant Factor Cable Loss Preamp Factor APos TPos Remark MHz dBuV/m dBuV/m dB dBuV dB/m dB dB cm deg 1 2484.25 57.33 74.00 -16.67 54.76 30.70 5.46 33.59 121 131 PEAK	Blank
Avg	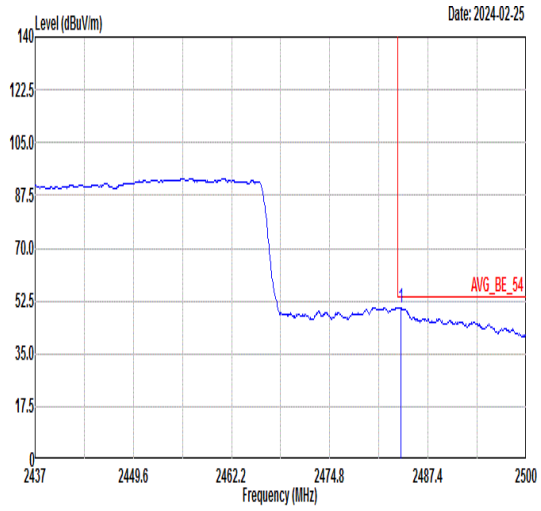 Freq Level Limit Line Margin Read Level Ant Factor Cable Loss Preamp Factor APos TPos Remark MHz dBuV/m dBuV/m dB dBuV dB/m dB dB cm deg 1 2483.94 50.29 54.00 -3.71 47.72 30.70 5.46 33.59 121 131 AVERAGE	Blank

Mode	42	
	Band Edge - L	
	2400-2483.5_802.11ax HE40_CH08_2447MHz	
ANT	CDD 0+1	
Pol.	Vertical	Fundamental
Peak	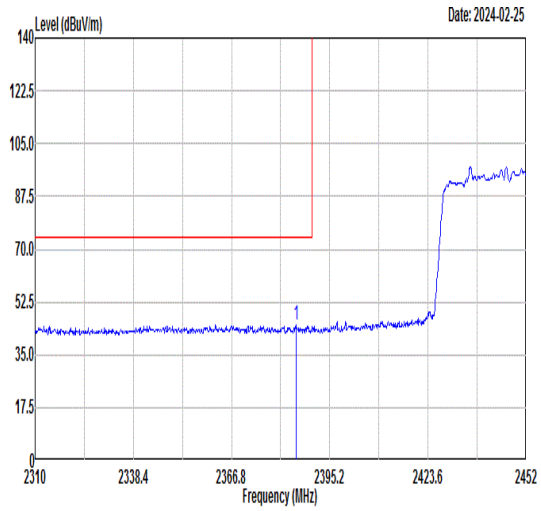 Freq Level Limit Line Margin Read Level Ant Factor Cable Loss Preamp Factor APos TPos Remark 1 2385.54 44.96 74.00 -29.04 42.42 30.72 5.35 33.53 314 360 PEAK	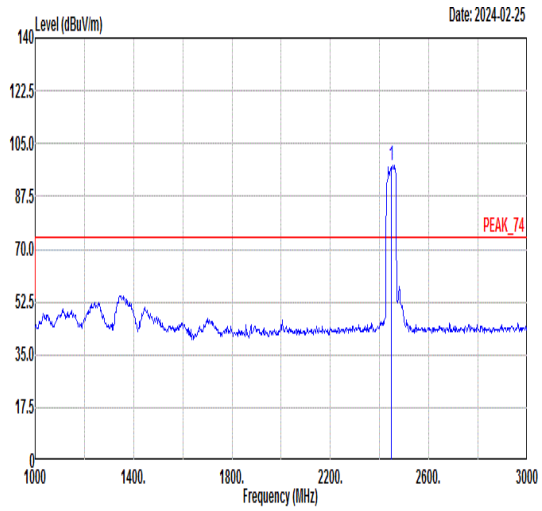 Freq Level Limit Line Margin Read Level Ant Factor Cable Loss Preamp Factor APos TPos Remark 1 2447.00 97.95 ------ ------ 95.38 30.71 5.44 33.58 314 360 PEAK
Avg	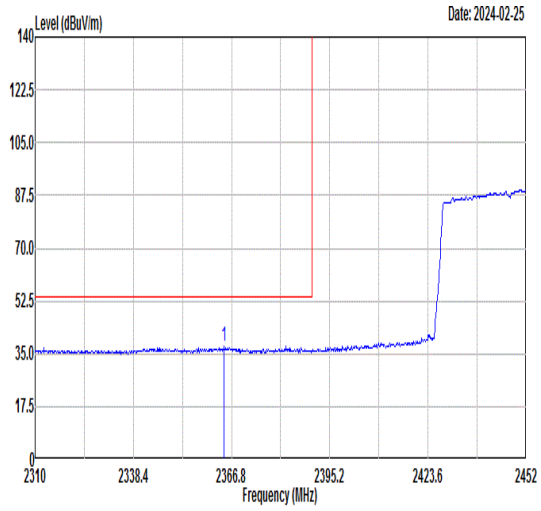 Freq Level Limit Line Margin Read Level Ant Factor Cable Loss Preamp Factor APos TPos Remark 1 2364.67 37.40 54.00 -16.60 34.85 30.73 5.34 33.52 314 360 AVERAGE	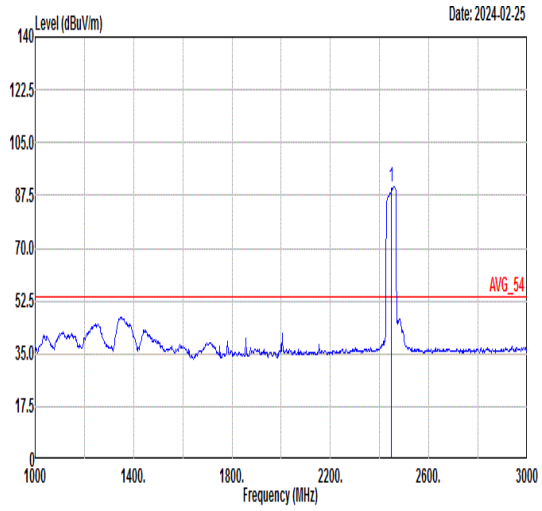 Freq Level Limit Line Margin Read Level Ant Factor Cable Loss Preamp Factor APos TPos Remark 1 2447.00 90.43 ------ ------ 87.86 30.71 5.44 33.58 314 360 AVERAGE

Mode	42	
	Band Edge - R	
	2400-2483.5_802.11ax HE40_CH08_2447MHz	
ANT	CDD 0+1	
Pol.	Vertical	Fundamental
Peak	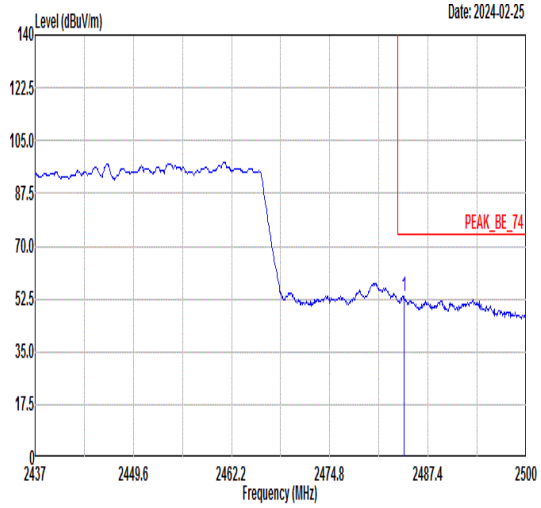 Freq Level Limit Line Margin Read Level Ant Factor Cable Loss Preamp Factor APos TPos Remark MHz dBuV/m dBuV/m dB dBuV dB/m dB dB cm deg 1 2484.38 53.25 74.00 -20.75 50.68 30.70 5.46 33.59 314 360 PEAK	Blank
Avg	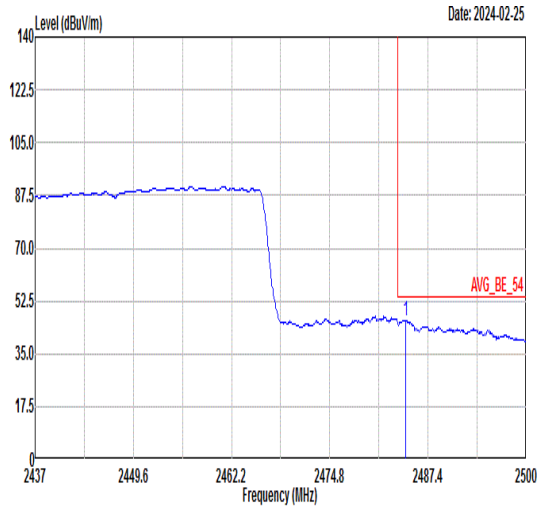 Freq Level Limit Line Margin Read Level Ant Factor Cable Loss Preamp Factor APos TPos Remark MHz dBuV/m dBuV/m dB dBuV dB/m dB dB cm deg 1 2484.50 46.20 54.00 -7.80 43.63 30.70 5.46 33.59 314 360 AVERAGE	Blank

Mode	43	
	Band Edge - L	
	2400-2483.5_802.11ax HE40_CH07_2442MHz	
ANT	CDD 0+1	
Pol.	Horizontal	Fundamental
Peak	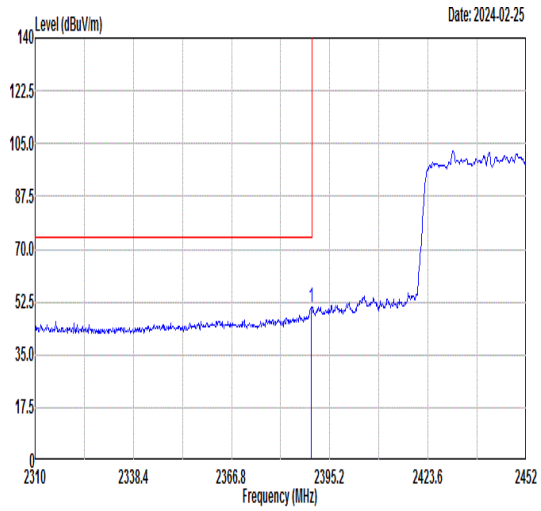 Freq Level Limit Line Margin Read Level Ant Factor Cable Loss Preamp Factor APos TPos Remark MHz dBuV/m dBuV/m dB dBuV dB/m dB dB cm deg 1 2389.95 50.87 74.00 -23.13 48.32 30.72 5.36 33.53 100 131 PEAK	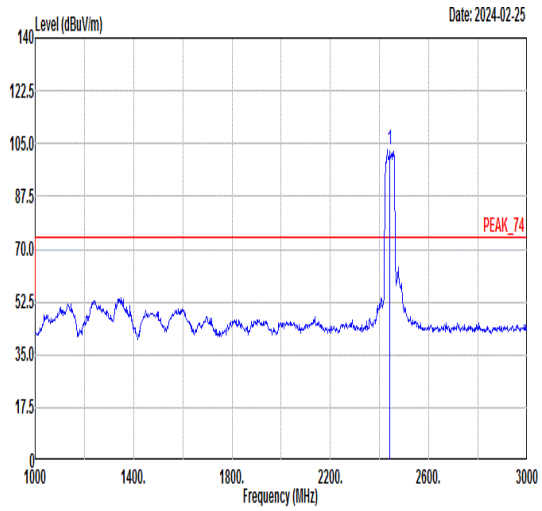 Freq Level Limit Line Margin Read Level Ant Factor Cable Loss Preamp Factor APos TPos Remark MHz dBuV/m dBuV/m dB dBuV dB/m dB dB cm deg 1 2442.00 102.98 ------ ------ 100.43 30.71 5.40 33.56 100 131 PEAK
Avg	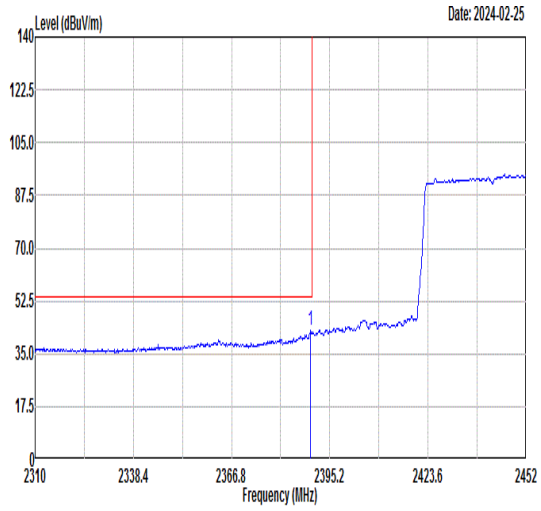 Freq Level Limit Line Margin Read Level Ant Factor Cable Loss Preamp Factor APos TPos Remark MHz dBuV/m dBuV/m dB dBuV dB/m dB dB cm deg 1 2389.66 42.75 54.00 -11.25 40.20 30.72 5.36 33.53 100 131 AVERAGE	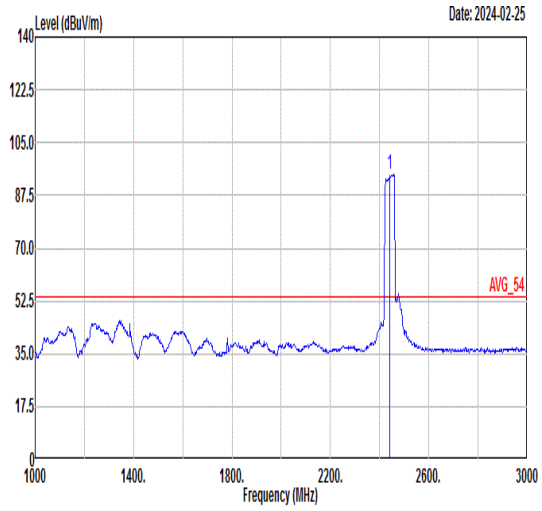 Freq Level Limit Line Margin Read Level Ant Factor Cable Loss Preamp Factor APos TPos Remark MHz dBuV/m dBuV/m dB dBuV dB/m dB dB cm deg 1 2442.00 94.76 ------ ------ 92.19 30.71 5.43 33.57 100 131 AVERAGE

Mode	43	
	Band Edge - R	
	2400-2483.5_802.11ax HE40_CH07_2442MHz	
ANT	CDD 0+1	
Pol.	Horizontal	Fundamental
Peak	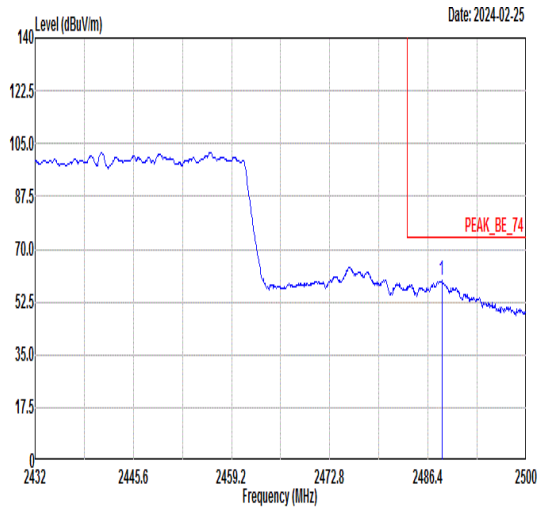 Freq Level Limit Line Margin Read Level Ant Factor Cable Loss Preamp Factor APos TPos Remark MHz dBuV/m dBuV/m dB dBuV dB/m dB dB cm deg 1 2488.30 59.47 74.00 -14.53 56.89 30.70 5.47 33.59 100 131 PEAK	Blank
Avg	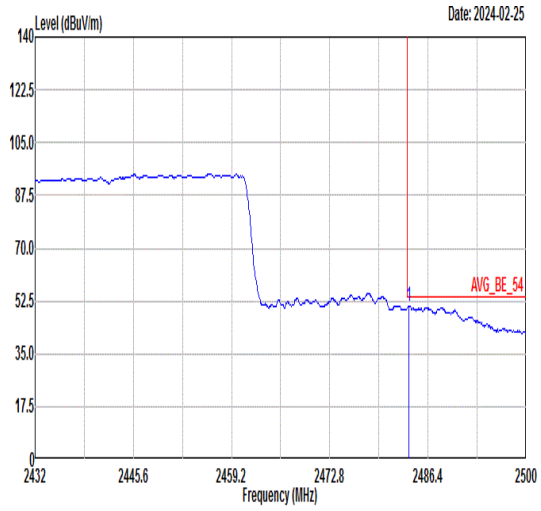 Freq Level Limit Line Margin Read Level Ant Factor Cable Loss Preamp Factor APos TPos Remark MHz dBuV/m dBuV/m dB dBuV dB/m dB dB cm deg 1 2483.75 50.82 54.00 -3.18 48.25 30.70 5.46 33.59 100 131 AVERAGE	Blank

Mode	43	
	Band Edge - L	
	2400-2483.5_802.11ax HE40_CH07_2442MHz	
ANT	CDD 0+1	
Pol.	Vertical	Fundamental
Peak	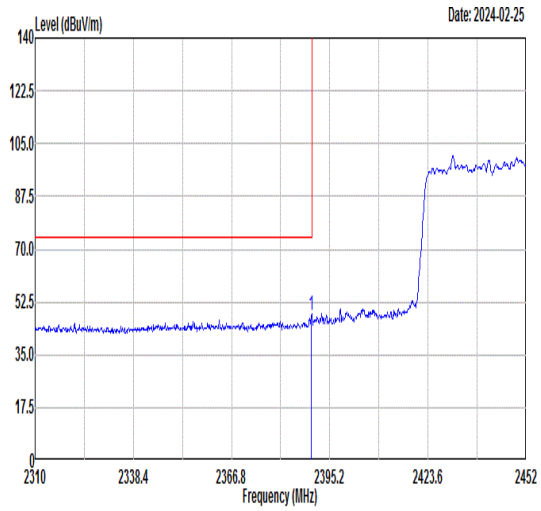 Freq Level Limit Line Margin Read Level Ant Factor Cable Loss Preamp Factor APos TPos Remark 1 2389.95 48.20 74.00 -25.80 45.65 30.72 5.36 33.53 314 350 PEAK	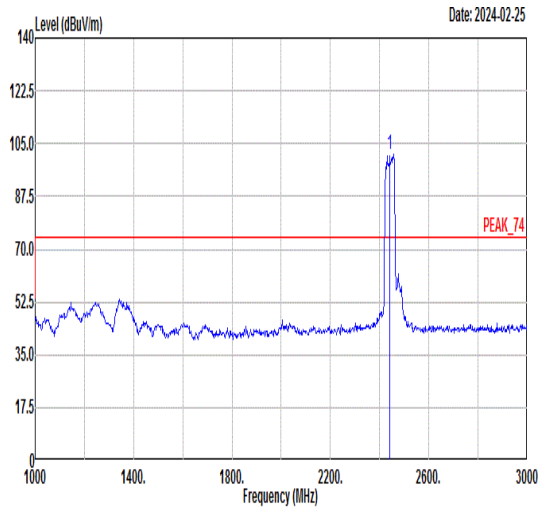 Freq Level Limit Line Margin Read Level Ant Factor Cable Loss Preamp Factor APos TPos Remark 1 2442.00 101.64 ------ ------ 99.07 30.71 5.43 33.57 314 350 PEAK
Avg	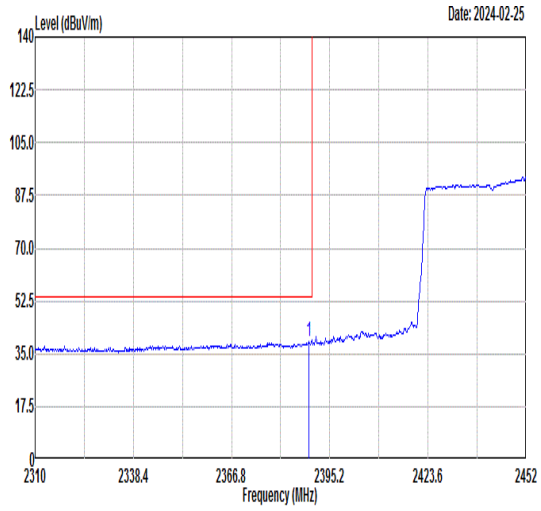 Freq Level Limit Line Margin Read Level Ant Factor Cable Loss Preamp Factor APos TPos Remark 1 2389.09 38.96 54.00 -15.04 36.41 30.72 5.36 33.53 314 350 AVERAGE	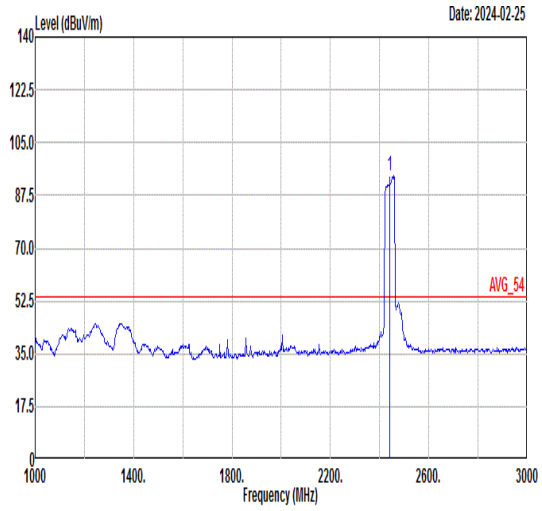 Freq Level Limit Line Margin Read Level Ant Factor Cable Loss Preamp Factor APos TPos Remark 1 2442.00 94.03 ------ ------ 91.46 30.71 5.43 33.57 314 350 AVERAGE

Mode	43	
	Band Edge - R	
	2400-2483.5_802.11ax HE40_CH07_2442MHz	
ANT	CDD 0+1	
Pol.	Vertical	Fundamental
Peak	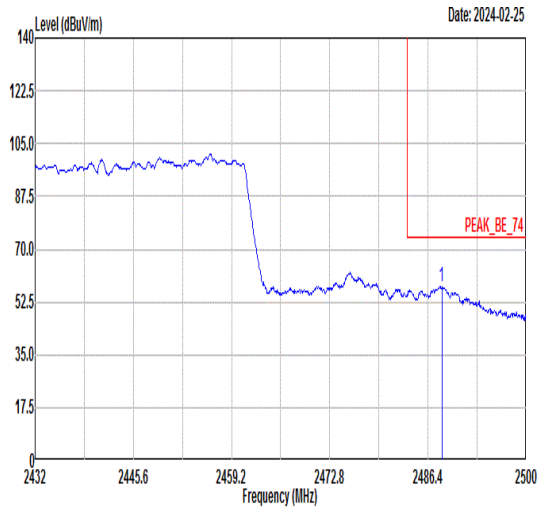 Freq Level Limit Line Margin Read Level Ant Factor Cable Loss Preamp Factor APos TPos Remark MHz dBuV/m dBuV/m dB dBuV dB/m dB dB cm deg 1 2488.30 57.73 74.00 -16.27 55.15 30.70 5.47 33.59 314 350 PEAK	Blank
Avg	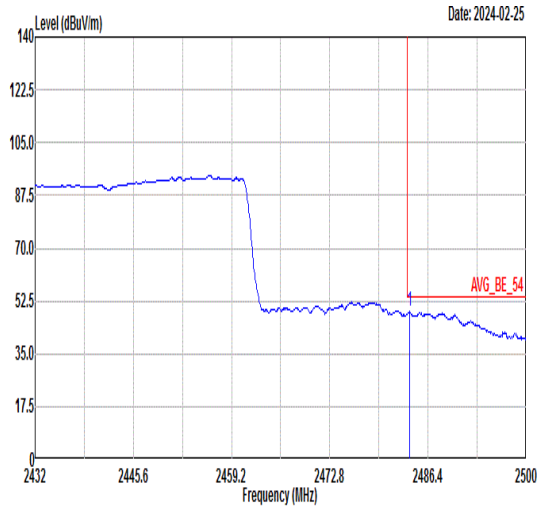 Freq Level Limit Line Margin Read Level Ant Factor Cable Loss Preamp Factor APos TPos Remark MHz dBuV/m dBuV/m dB dBuV dB/m dB dB cm deg 1 2483.82 48.91 54.00 -5.09 46.34 30.70 5.46 33.59 314 350 AVERAGE	Blank

Appendix D. Duty Cycle Plots

Ant.	Band	Duty Cycle(%)	T(us)	1/T(kHz)	VBW Setting
0/1	802.11b	98.90	-	-	10Hz
0/1	802.11g	92.06	0.3362	2.9742	3kHz
0/1	802.11n HT20	92.56	0.3246	3.0803	10kHz
0/1	802.11n HT40	86.43	0.1754	5.7026	10kHz
0/1	802.11ax HE20	91.35	0.2754	3.6316	10kHz
0/1	802.11ax HE40	85.72	0.1652	6.0525	10kHz

802.11b

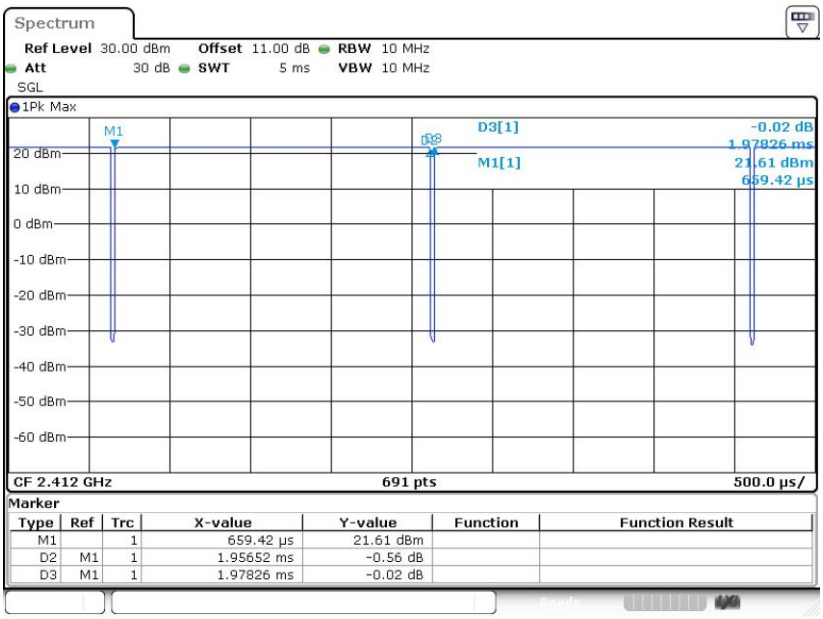

802.11g

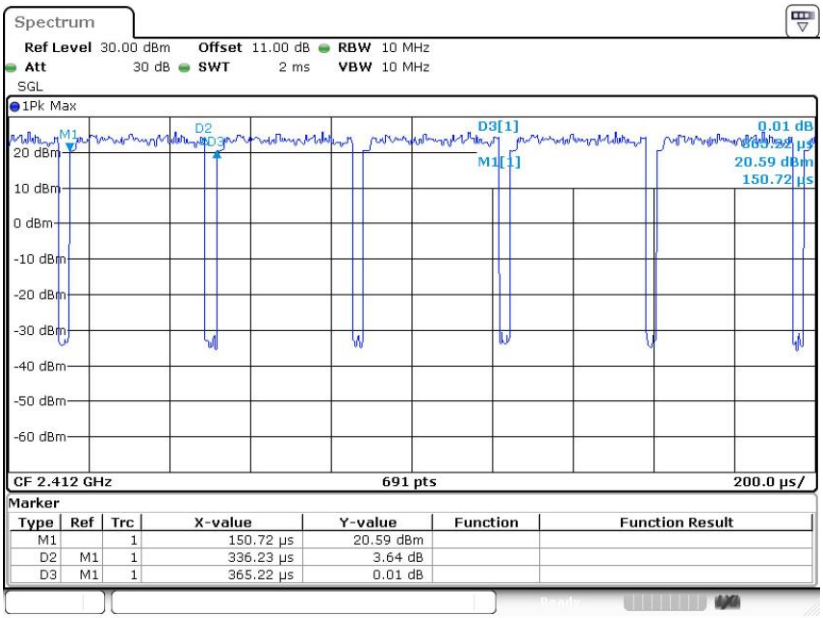

802.11n HT20

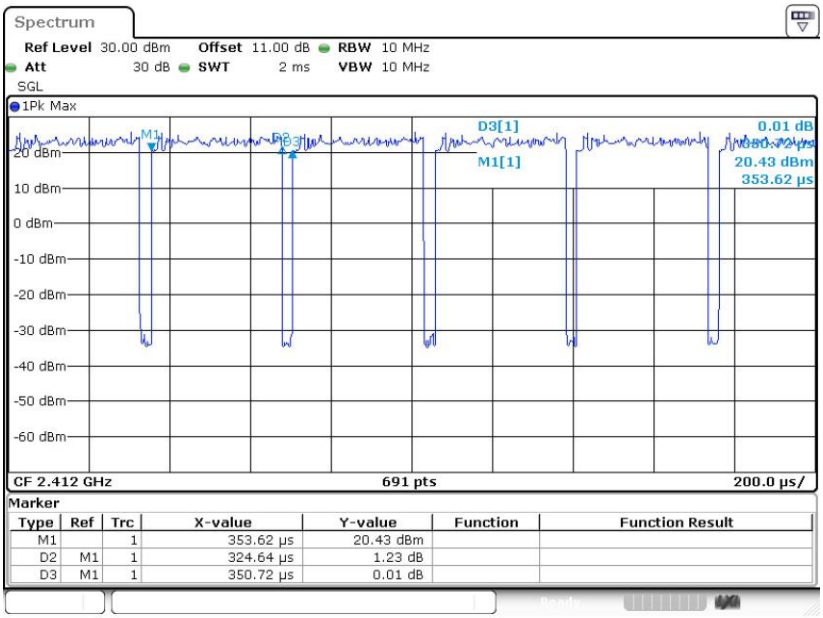

802.11n HT40

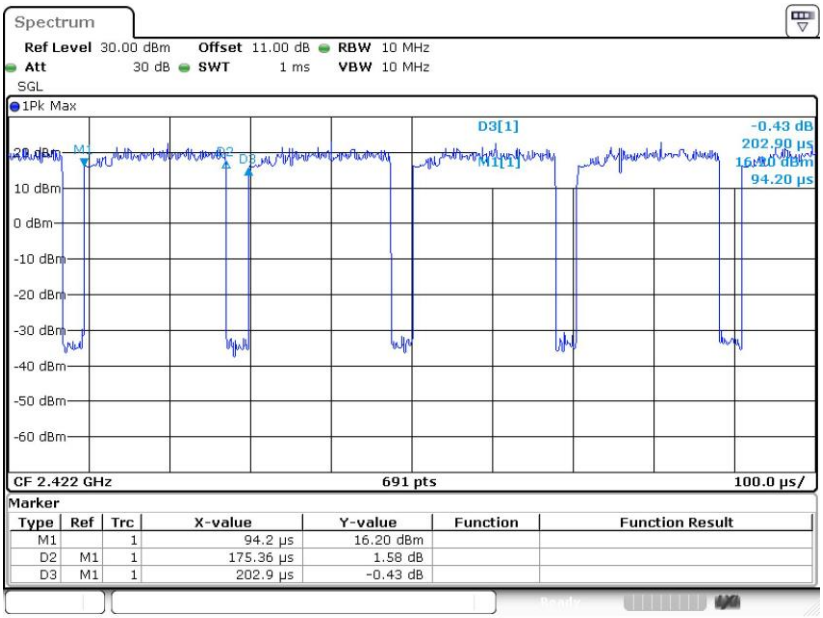

802.11ax HE20

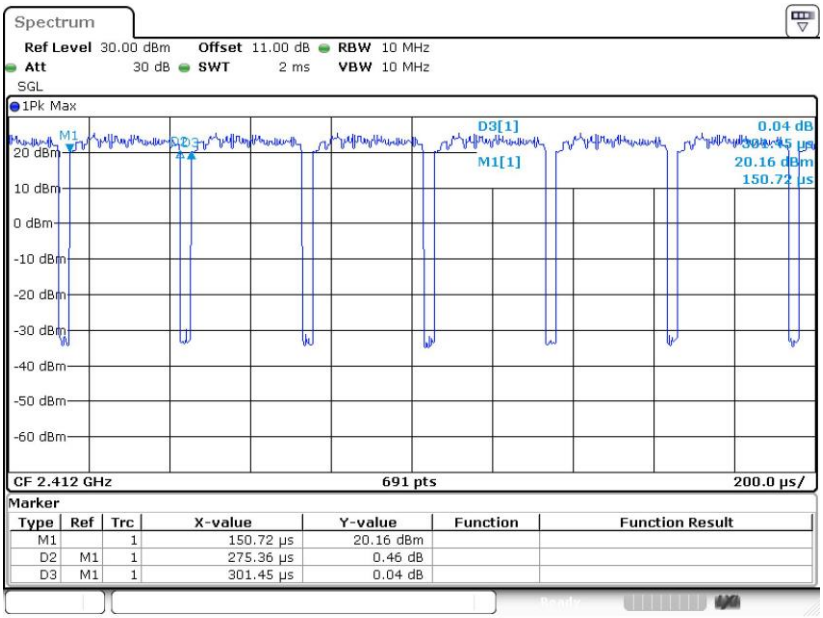
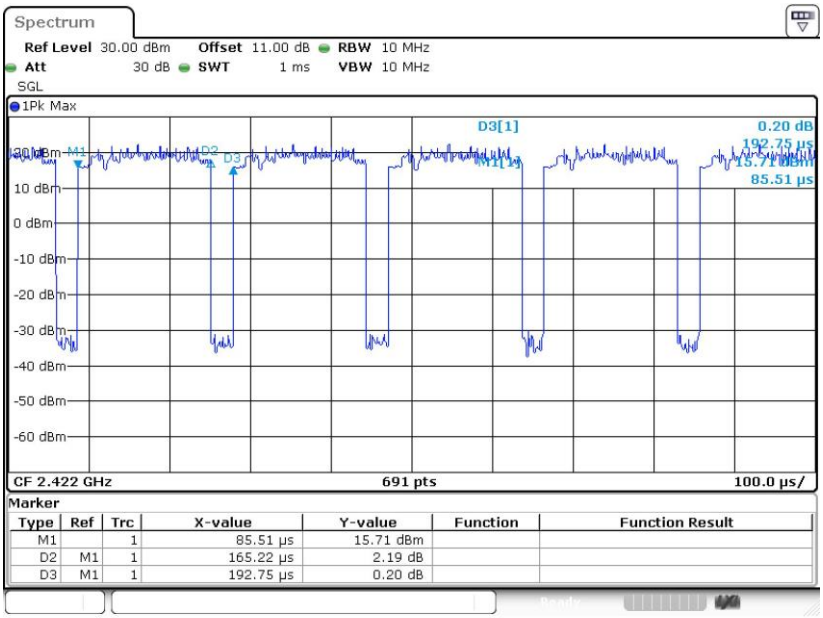
802.11ax HE40