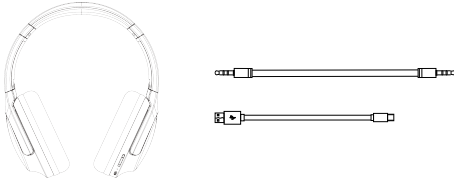


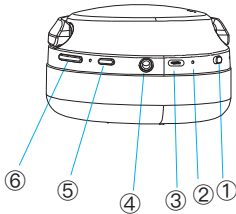
Owner’s Manual

ZC-212

What’s Included



General view

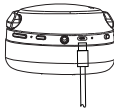


AUX Mold



Please use the AUX mode in the off state and control the audio play on the connected device. Meanwhile, the microphone function of the earphone will be disabled.

Charge



| | |
|-------------------|--------------|
| Red indicator ON | Charging |
| Red indicator OFF | Full Charged |

Please charge with the provided USB cable, and make sure to charge fully when using for the first time.

Specifications

| | |
|---------------------|------------|
| Bluetooth version | 5.3 |
| Connecting distance | ≤10M |
| Battery | 300mAh |
| Charging time | 2-3h |
| Speaker size | 40mm |
| Frequency range | 20Hz-20kHz |
| Impedance | 32±15% |
| Max Power | 30mW |

Specifications subject to change without notice.

Safety Information

- ① This product is not water proof, so please keep it away from water.
- ② Please don't dismantle, squeeze, bend the equipment or apply excessive force to the equipment
- ③ Please put the headphone, accessories and the packing in places beyond the reach of children, so as to avoid unnecessary damage.
- ④ Please use the original or certified cables.
- ⑤ Please dont use the corrosive detergent for cleaning.
- ⑥ Please avoid using in high temperature, low temperature, humid or other extreme circumstances.
- ⑦ Please dont use it outdoors on thunderstormy days.
- ⑧ In order not to hurt the ears, please dont keep using the headphone under high volume situation.

Bluetooth Mold

- ① Push button ON/OFF
ON: the blue/red light flashes, then enter the Wireless pairing state.
OFF: indicator light will be off.
- ② Indicator light
- ③ Charging interface
- ④ DC SLOT
- ⑤ Short press Music Play/Pause
Short press for answering the phone call, long press can refuse to answer the phone.
- ⑥ Short press for Next Song / Previous song
Long press for Turn up the volume / Turn down the volume

1. It cannot be matched with devices by Bluetooth:
(1) turn off the speaker and mobile phone. And then turn on both, rematch
(2) Too many Bluetooth devices surround, turn off the other Bluetooth devices.
2. Sound too small or distortion too much:
(1) Maybe battery runs out. Please charge it.
(2) Turn up the volume of the mobile phone.
3. Sound off and on: please check if the range between the speaker and the device is more than 10 meters. Or check if there are any barrier between the speaker and the device.
4. Headphone got stuck: Use ① for 10 seconds to reset

This device complies with part 15 of the FCC Rules. Operation is subject to the following two conditions: (1) this device may not cause harmful interference, and

(2) This device must accept any interference received, including interference that may cause undesired operation.

Changes or modifications not expressly approved by the party responsible for compliance could void the user's authority to operate the equipment. This equipment has been tested and found to comply with the limits for a Class B digital device, pursuant to Part 15 of the FCC Rules. These limits are designed to provide reasonable protection against harmful interference in a residential installation. This equipment generates uses and can radiate radio frequency energy and, if not installed and used in accordance with the instructions, may cause harmful interference to radio communications. However, there is no guarantee that interference will not occur in a particular installation. If this equipment does cause harmful interference to radio or television reception, which can be determined by turning the equipment off and on, the user is encouraged to try to correct the interference by one or more of the following measures:

- - Reorient or relocate the receiving antenna.
- - Increase the separation between the equipment and receiver.
- - Connect the equipment into an outlet on a circuit different from that to which the receiver is connected.
- - Consult the dealer or an experienced radio/TV technician for help.

The device has been evaluated to meet general RF exposure requirement.