Mode	22	
	Harmonic	
	U-NII-2C_5.47-5.725_802.11a_CH144_5720MHz	
ANT	CDD 1+2	
Pol.	Horizontal	Vertical
Peak Avg	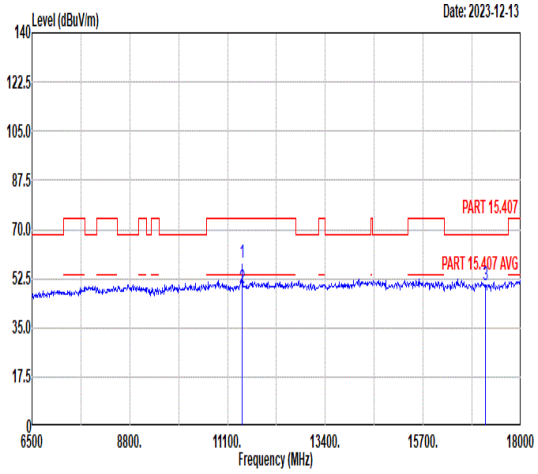 Freq Level Limit Line Margin Read Level Ant Factor Cable Loss Preamp Factor APos TPos Remark MHz dBuV/m dBuV/m dB dBuV dB/m dB dB cm deg 1 11440.00 58.01 74.00 -15.99 54.17 39.75 14.80 50.71 212 65 Peak 2 11440.00 49.01 54.00 -4.99 45.17 39.75 14.80 50.71 212 65 Average 3 17160.00 50.13 68.30 -18.17 42.00 42.44 17.55 51.86 -- -- Peak	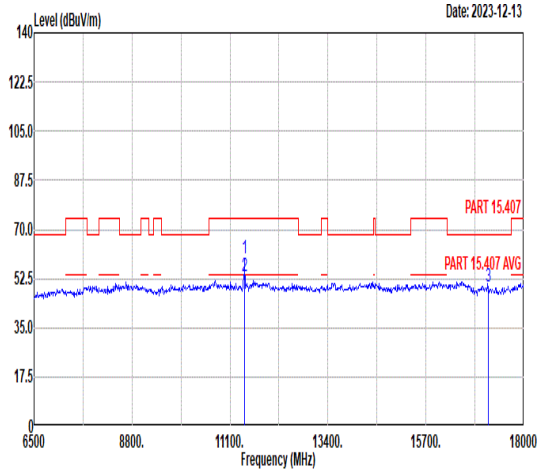 Freq Level Limit Line Margin Read Level Ant Factor Cable Loss Preamp Factor APos TPos Remark MHz dBuV/m dBuV/m dB dBuV dB/m dB dB cm deg 1 11440.00 59.96 74.00 -14.04 56.12 39.75 14.80 50.71 162 360 Peak 2 11440.00 53.10 54.00 -0.90 49.26 39.75 14.80 50.71 162 360 Average 3 17160.00 49.54 68.30 -18.76 41.41 42.44 17.55 51.86 -- -- Peak

Mode	23	
	Band Edge	
	U-NII-2C_5.47-5.725_802.11ax HE20_CH100_Full RU_5500MHz	
ANT	CDD 1+2	
Pol.	Horizontal	Fundamental
Peak	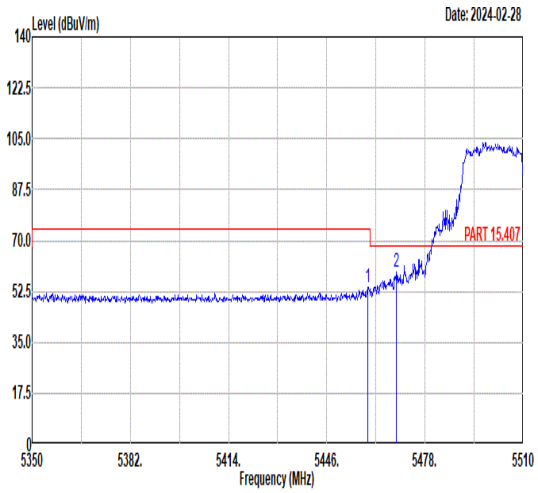 Freq Level Limit Line Margin Read Level Ant Factor Cable Loss Preamp Factor APos TPos Remark MHz dBuV/m dBuV/m dB dBuV dB/m dB dB cm deg 1 5459.44 53.79 74.00 -20.21 40.02 34.81 11.12 32.16 236 26 Peak 2 5468.72 59.18 68.30 -9.12 45.39 34.81 11.16 32.18 236 26 Peak	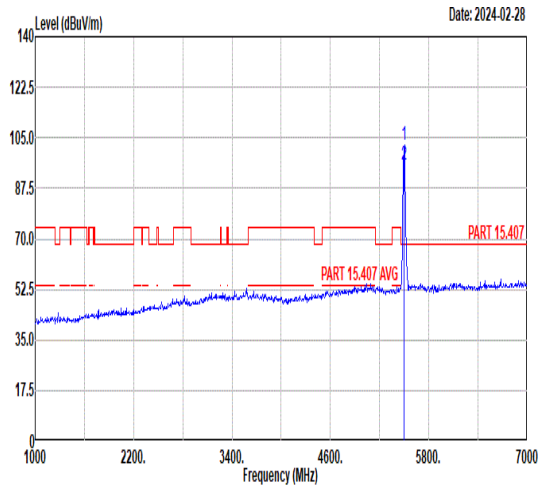 Freq Level Limit Line Margin Read Level Ant Factor Cable Loss Preamp Factor APos TPos Remark MHz dBuV/m dBuV/m dB dBuV dB/m dB dB cm deg 1 5500.00 102.45 ------ ------ 88.57 34.80 11.29 32.21 236 26 Peak 2 5500.00 95.49 ------ ------ 81.61 34.80 11.29 32.21 236 26 Average
Avg	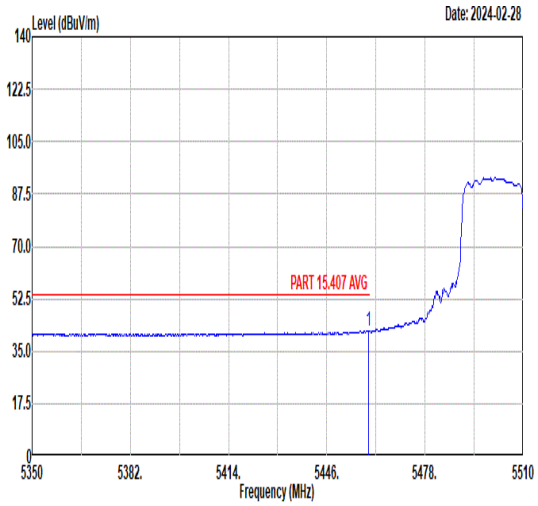 Freq Level Limit Line Margin Read Level Ant Factor Cable Loss Preamp Factor APos TPos Remark MHz dBuV/m dBuV/m dB dBuV dB/m dB dB cm deg 1 5459.60 41.98 54.00 -12.02 28.21 34.81 11.12 32.16 236 26 Average	Blank

Mode	23	
	Band Edge	
	U-NII-2C_5.47-5.725_802.11ax HE20_CH100_Full RU_5500MHz	
ANT	CDD 1+2	
Pol.	Vertical	Fundamental
Peak	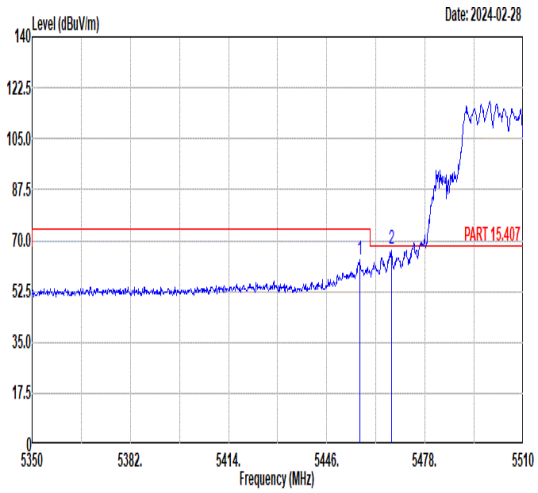 Freq Level Limit Line Margin Read Level Ant Factor Cable Loss Preamp Factor APos TPos Remark 1 5456.72 63.48 74.00 -10.52 49.72 34.81 11.11 32.16 188 360 Peak 2 5467.12 66.84 68.30 -1.46 53.05 34.81 11.15 32.17 188 360 Peak	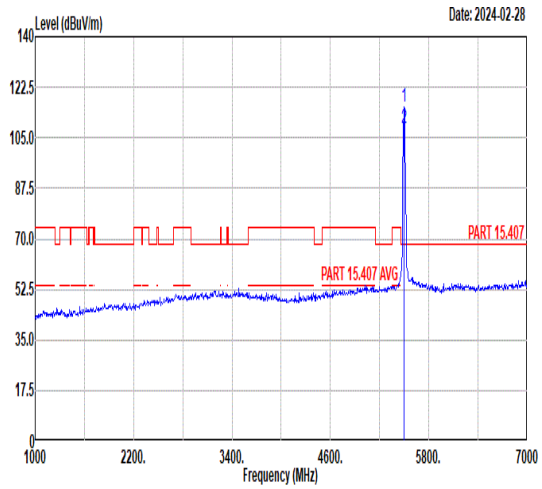 Freq Level Limit Line Margin Read Level Ant Factor Cable Loss Preamp Factor APos TPos Remark 1 5500.00 115.49 ------ ------ 101.61 34.80 11.29 32.21 188 360 Peak 2 5500.00 108.49 ------ ------ 94.61 34.80 11.29 32.21 188 360 Average
Avg	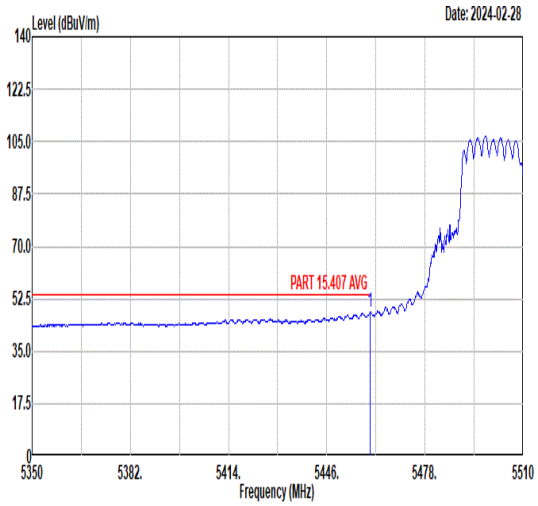 Freq Level Limit Line Margin Read Level Ant Factor Cable Loss Preamp Factor APos TPos Remark 1 5460.00 47.94 54.00 -6.06 34.18 34.81 11.12 32.17 188 360 Average	Blank

Mode	23	
	Harmonic	
	U-NII-2C_5.47-5.725_802.11ax HE20_CH100_Full RU_5500MHz	
ANT	CDD 1+2	
Pol.	Horizontal	Vertical
Peak Avg	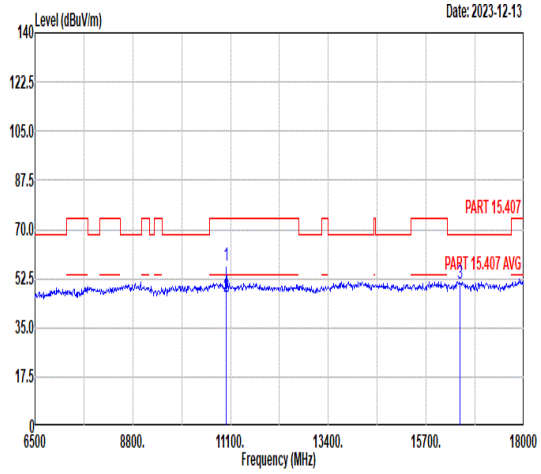 Freq Level Limit Line Margin Read Level Ant Factor Cable Loss Preamp Factor APos TPos Remark MHz dBuV/m dBuV/m dB dBuV dB/m dB dB cm deg 1 11000.00 57.31 74.00 -16.69 54.17 39.40 14.54 50.80 100 28 Peak 2 11000.00 45.77 54.00 -8.23 42.63 39.40 14.54 50.80 100 28 Average 3 16500.00 50.70 68.30 -17.60 42.74 42.40 17.36 51.80 -- -- Peak	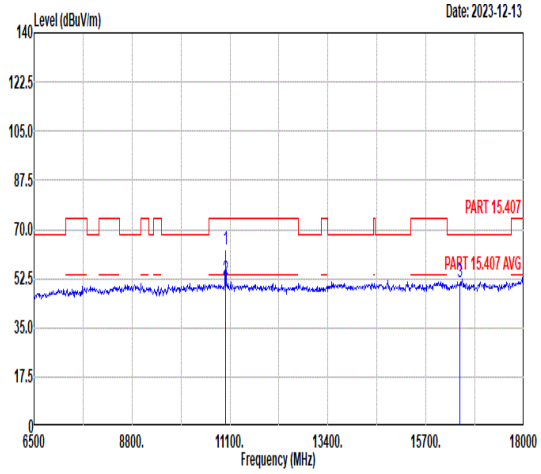 Freq Level Limit Line Margin Read Level Ant Factor Cable Loss Preamp Factor APos TPos Remark MHz dBuV/m dBuV/m dB dBuV dB/m dB dB cm deg 1 11000.00 62.88 74.00 -11.12 59.74 39.40 14.54 50.80 180 264 Peak 2 11000.00 52.18 54.00 -1.82 49.04 39.40 14.54 50.80 180 264 Average 3 16500.00 51.19 68.30 -17.11 43.23 42.40 17.36 51.80 -- -- Peak

Mode	24	
	Harmonic	
	U-NII-2C_5.47-5.725_802.11ax HE20_CH116_Full RU_5580MHz	
ANT	CDD 1+2	
Pol.	Horizontal	Vertical
Peak Avg	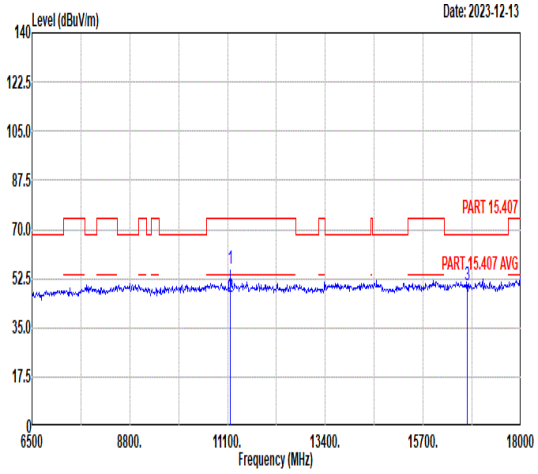 Freq Level Limit Line Margin Read Level Ant Factor Cable Loss Preamp Factor APos TPos Remark MHz dBuV/m dBuV/m dB dBuV dB/m dB dB cm deg 1 11160.00 55.74 74.00 -18.26 52.34 39.53 14.64 50.77 100 28 Peak 2 11160.00 46.02 54.00 -7.98 42.62 39.53 14.64 50.77 100 28 Average 3 16740.00 50.09 68.30 -18.21 41.96 42.45 17.43 51.75 -- -- Peak	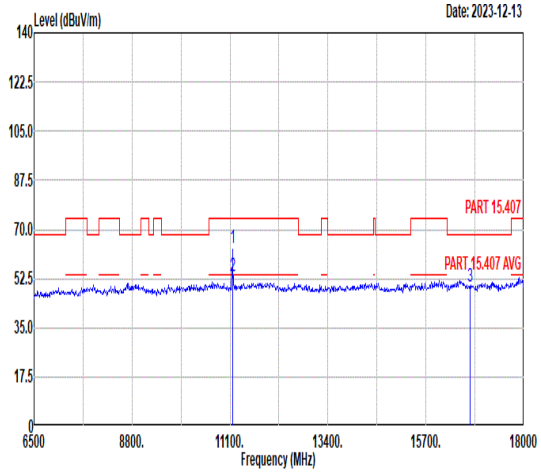 Freq Level Limit Line Margin Read Level Ant Factor Cable Loss Preamp Factor APos TPos Remark MHz dBuV/m dBuV/m dB dBuV dB/m dB dB cm deg 1 11160.00 63.56 74.00 -10.44 60.16 39.53 14.64 50.77 184 262 Peak 2 11160.00 53.27 54.00 -0.73 49.87 39.53 14.64 50.77 184 262 Average 3 16740.00 49.54 68.30 -18.76 41.41 42.45 17.43 51.75 -- -- Peak

Mode	25	
	Band Edge	
	U-NII-2C_5.47-5.725_802.11ax HE20_CH140_Full RU_5700MHz	
ANT	CDD 1+2	
Pol.	Horizontal	Fundamental
Peak	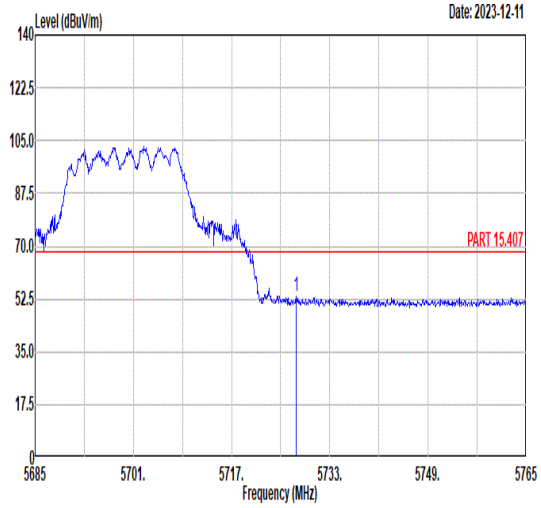 Freq Level Limit Line Margin Read Level Ant Factor Cable Loss Preamp Factor APos TPos Remark MHz dBuV/m dBuV/m dB dBuV dB/m dB dB cm deg 1 5727.56 53.23 68.30 -15.07 38.85 35.12 11.65 32.39 100 350 Peak	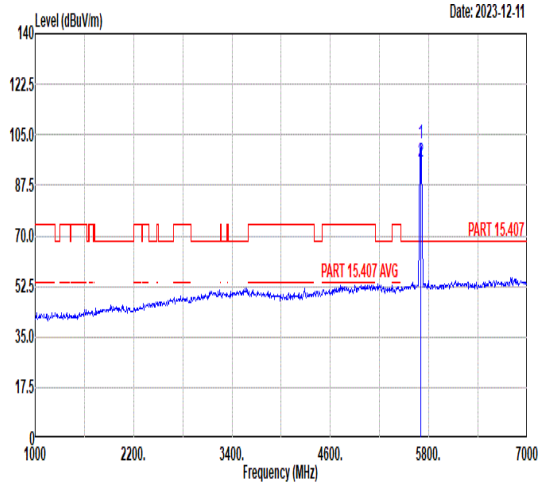 Freq Level Limit Line Margin Read Level Ant Factor Cable Loss Preamp Factor APos TPos Remark MHz dBuV/m dBuV/m dB dBuV dB/m dB dB cm deg 1 5700.00 101.75 ------ ------ 87.38 35.08 11.66 32.37 100 350 Peak 2 5700.00 95.83 ------ ------ 81.46 35.08 11.66 32.37 100 350 Average

Mode	25	
	Band Edge	
	U-NII-2C_5.47-5.725_802.11ax HE20_CH140_Full RU_5700MHz	
ANT	CDD 1+2	
Pol.	Vertical	Fundamental
Peak	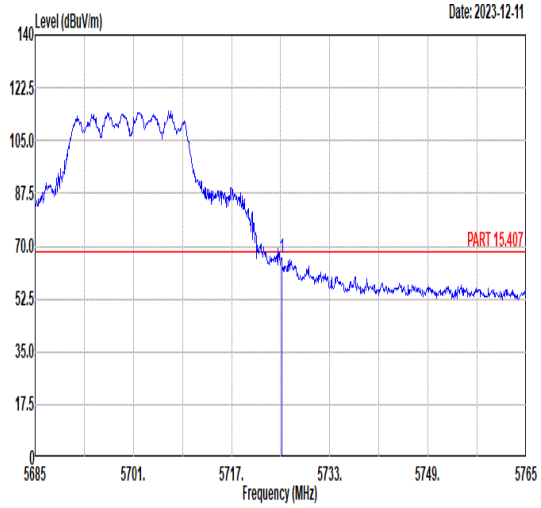 Freq Level Limit Line Margin Read Level Ant Factor Cable Loss Preamp Factor APos TPos Remark MHz dBuV/m dBuV/m dB dBuV dB/m dB dB cm deg 1 5725.16 66.20 68.30 -2.10 51.82 35.12 11.65 32.39 177 355 Peak	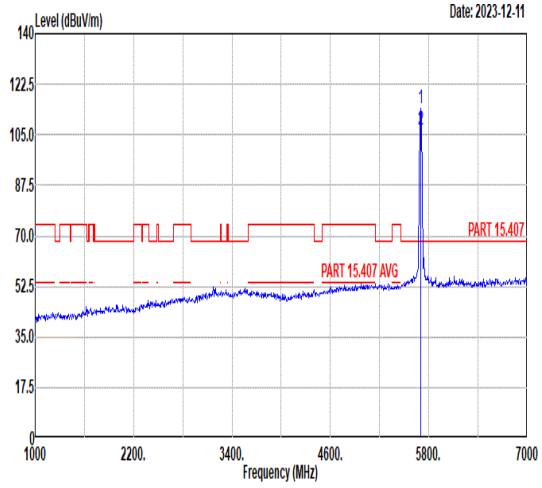 Freq Level Limit Line Margin Read Level Ant Factor Cable Loss Preamp Factor APos TPos Remark MHz dBuV/m dBuV/m dB dBuV dB/m dB dB cm deg 1 5700.00 114.30 ------ ------ 99.93 35.08 11.66 32.37 177 355 Peak 2 5700.00 106.84 ------ ------ 92.47 35.08 11.66 32.37 177 355 Average

Mode	25	
	Harmonic	
	U-NII-2C_5.47-5.725_802.11ax HE20_CH140_Full RU_5700MHz	
ANT	CDD 1+2	
Pol.	Horizontal	Vertical
Peak Avg	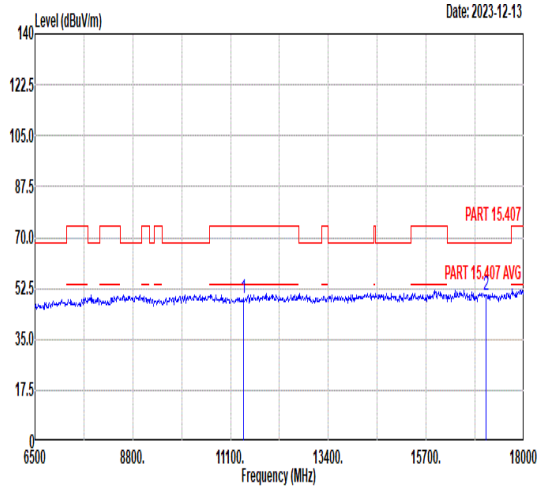 Freq Level Limit Line Margin Read Level Ant Factor Cable Loss Preamp Factor APos TPos Remark MHz dBuV/m dBuV/m dB dBuV dB/m dB dB cm deg 1 11400.00 49.26 74.00 -24.74 45.48 39.72 14.78 50.72 -- -- Peak 2 17100.00 50.44 68.30 -17.86 42.25 42.46 17.53 51.80 -- -- Peak	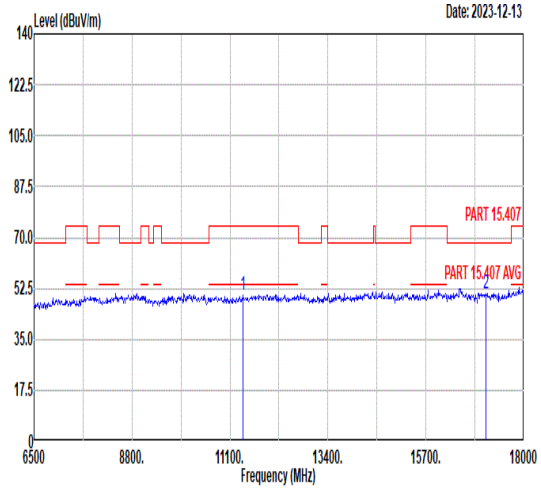 Freq Level Limit Line Margin Read Level Ant Factor Cable Loss Preamp Factor APos TPos Remark MHz dBuV/m dBuV/m dB dBuV dB/m dB dB cm deg 1 11400.00 50.24 74.00 -23.76 46.46 39.72 14.78 50.72 -- -- Peak 2 17100.00 50.81 68.30 -17.49 42.62 42.46 17.53 51.80 -- -- Peak

Mode	26	
	Band Edge	
	U-NII-2C_5.47-5.725_802.11ax HE20_CH144_Full RU_5720MHz	
ANT	CDD 1+2	
Pol.	Horizontal	Fundamental
Peak	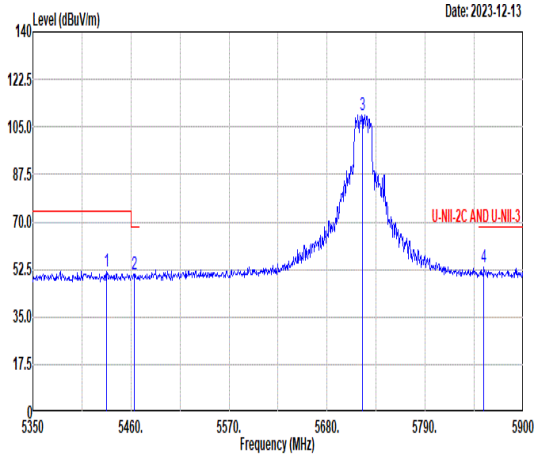 Limit Read Ant Cable Preamp APos TPos Freq Level Line Margin Level Factor Loss Factor Remark MHz dBuV/m dBuV/m dB dBuV dB/m dB dB cm deg 1 5432.50 51.76 74.00 -22.24 38.07 34.81 11.01 32.13 180 360 Peak 2 5463.85 50.98 68.30 -17.32 37.20 34.81 11.14 32.17 180 360 Peak 3 5720.00 109.59 ------ ------ 95.20 35.11 11.66 32.38 180 360 Peak 4 5856.00 53.43 68.30 -14.87 39.10 35.30 11.52 32.49 180 360 Peak	Blank
Avg	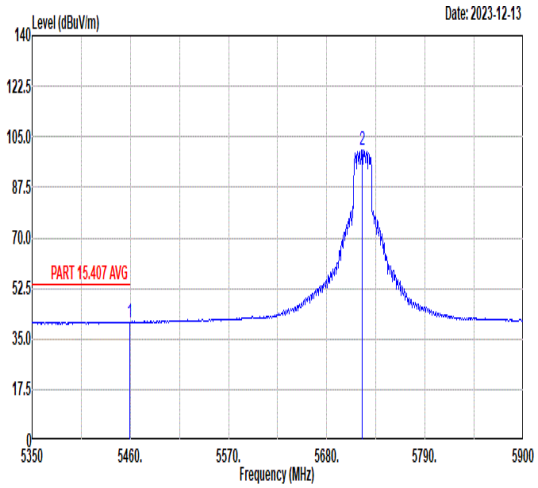 Limit Read Ant Cable Preamp APos TPos Freq Level Line Margin Level Factor Loss Factor Remark MHz dBuV/m dBuV/m dB dBuV dB/m dB dB cm deg 1 5459.45 40.91 54.00 -13.09 27.14 34.81 11.12 32.16 180 360 Average 2 5720.00 100.48 ------ ------ 86.09 35.11 11.66 32.38 180 360 Average	Blank

Mode	26	
	Band Edge	
	U-NII-2C_5.47-5.725_802.11ax HE20_CH144_Full RU_5720MHz	
ANT	CDD 1+2	
Pol.	Vertical	Fundamental
Peak	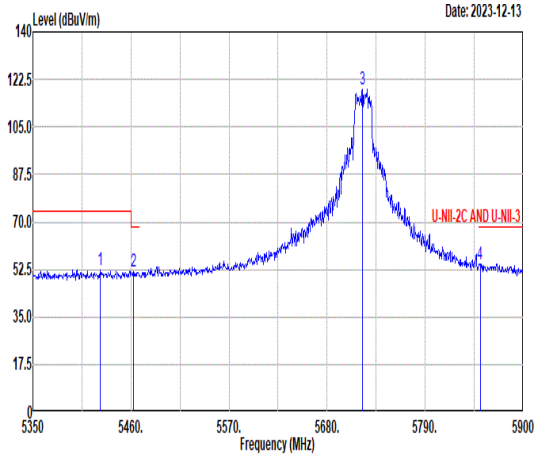 Freq Level Limit Line Margin Read Level Ant Factor Cable Loss Preamp Factor APos TPos Remark MHz dBuV/m dBuV/m dB dBuV dB/m dB dB cm deg 1 5425.90 52.36 74.00 -21.64 38.69 34.81 10.98 32.12 100 296 Peak 2 5462.75 51.57 68.30 -16.73 37.80 34.81 11.13 32.17 100 296 Peak 3 5720.00 118.65 ------ ------ 104.26 35.11 11.66 32.38 100 296 Peak 4 5851.60 54.57 68.30 -13.73 40.24 35.29 11.53 32.49 100 296 Peak	Blank
Avg	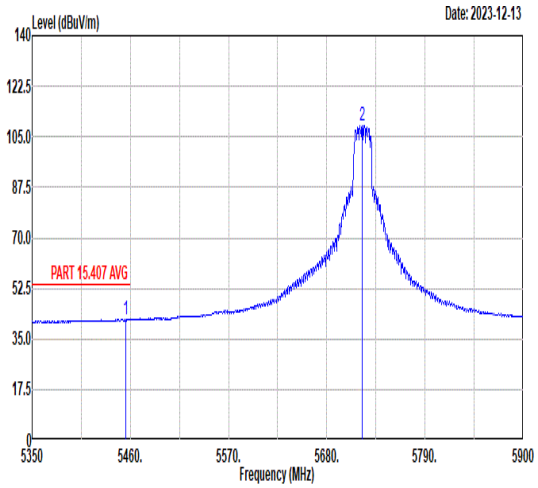 Freq Level Limit Line Margin Read Level Ant Factor Cable Loss Preamp Factor APos TPos Remark MHz dBuV/m dBuV/m dB dBuV dB/m dB dB cm deg 1 5454.50 41.63 54.00 -12.37 27.88 34.81 11.10 32.16 100 296 Average 2 5720.00 108.96 ------ ------ 94.57 35.11 11.66 32.38 100 296 Average	Blank

Mode	26	
	Harmonic	
	U-NII-2C_5.47-5.725_802.11ax HE20_CH144_Full RU_5720MHz	
ANT	CDD 1+2	
Pol.	Horizontal	Vertical
Peak Avg	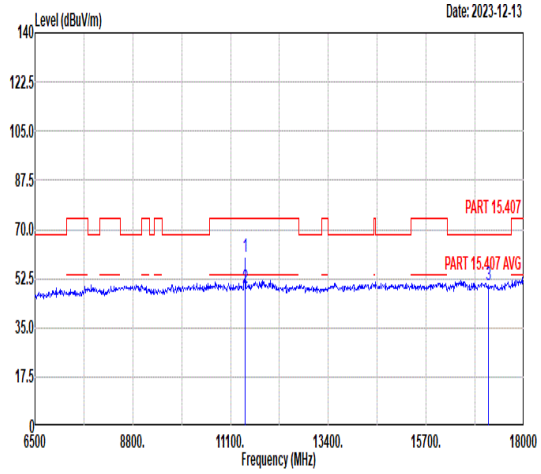 Freq Level Limit Line Margin Read Level Ant Factor Cable Loss Preamp Factor APos TPos Remark MHz dBuV/m dBuV/m dB dBuV dB/m dB dB cm deg 1 11440.00 60.18 74.00 -13.82 56.34 39.75 14.80 50.71 100 39 Peak 2 11440.00 49.38 54.00 -4.62 45.54 39.75 14.80 50.71 100 39 Average 3 17160.00 50.26 68.30 -18.04 42.13 42.44 17.55 51.86 -- -- Peak	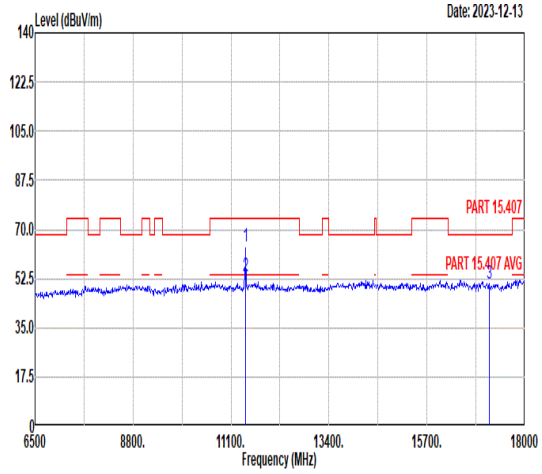 Freq Level Limit Line Margin Read Level Ant Factor Cable Loss Preamp Factor APos TPos Remark MHz dBuV/m dBuV/m dB dBuV dB/m dB dB cm deg 1 11440.00 64.15 74.00 -9.85 60.31 39.75 14.80 50.71 239 17 Peak 2 11440.00 53.26 54.00 -0.74 49.42 39.75 14.80 50.71 239 17 Average 3 17160.00 50.86 68.30 -17.44 42.73 42.44 17.55 51.86 -- -- Peak

Mode	27	
	Band Edge - L	
	U-NII-2C_5.47-5.725_802.11ax HE40_CH102_Full RU_5510MHz	
ANT	CDD 1+2	
Pol.	Horizontal	Fundamental
Peak	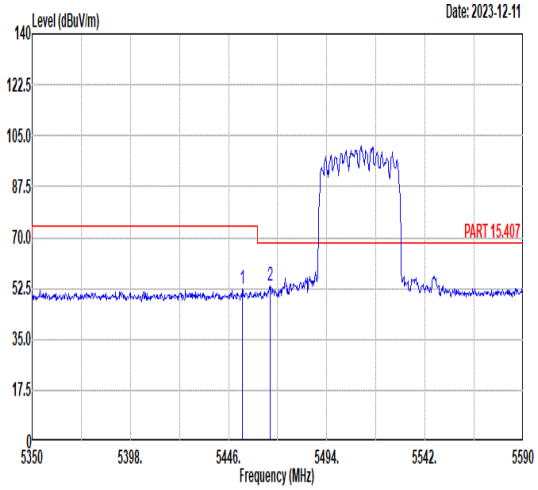 Freq Level Limit Line Margin Read Level Ant Factor Cable Loss Preamp Factor APos TPos Remark MHz dBuV/m dBuV/m dB dBuV dB/m dB dB cm deg 1 5452.72 52.50 74.00 -21.50 38.76 34.81 11.09 32.16 100 341 Peak 2 5466.16 53.24 68.30 -15.06 39.45 34.81 11.15 32.17 100 341 Peak	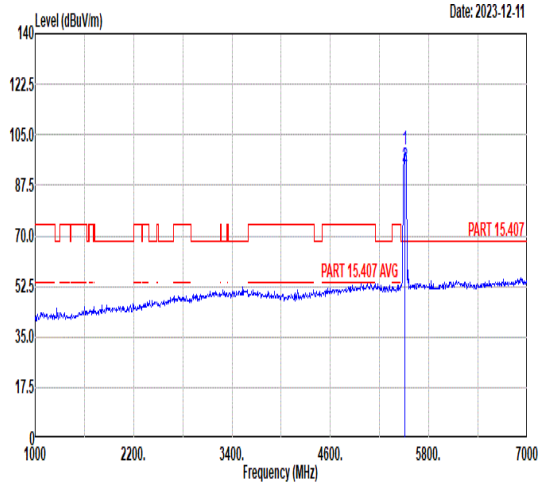 Freq Level Limit Line Margin Read Level Ant Factor Cable Loss Preamp Factor APos TPos Remark MHz dBuV/m dBuV/m dB dBuV dB/m dB dB cm deg 1 5510.00 100.03 ------ ------ 86.11 34.81 11.33 32.22 100 341 Peak 2 5510.00 94.13 ------ ------ 80.21 34.81 11.33 32.22 100 341 Average
Avg	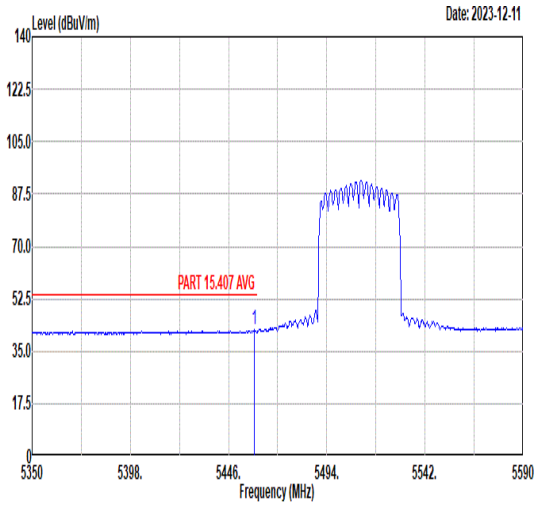 Freq Level Limit Line Margin Read Level Ant Factor Cable Loss Preamp Factor APos TPos Remark MHz dBuV/m dBuV/m dB dBuV dB/m dB dB cm deg 1 5458.72 42.09 54.00 -11.91 28.33 34.81 11.11 32.16 100 341 Average	Blank

Mode	27	
	Band Edge - R	
	U-NII-2C_5.47-5.725_802.11ax HE40_CH102_Full RU_5510MHz	
ANT	CDD 1+2	
Pol.	Horizontal	Fundamental
Peak	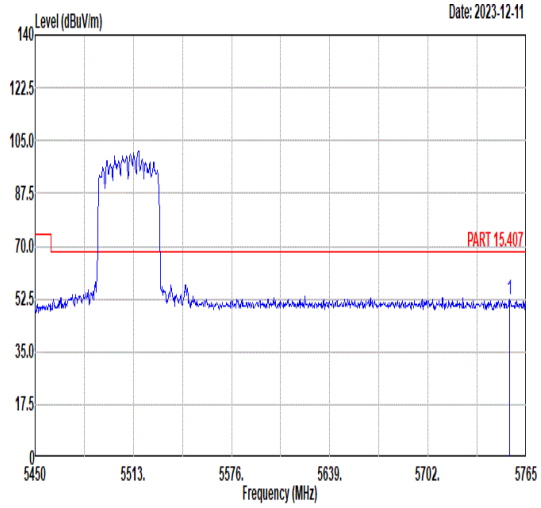 Freq Level Limit Line Margin Read Level Ant Factor Cable Loss Preamp Factor APos TPos Remark MHz dBuV/m dBuV/m dB dBuV dB/m dB dB cm deg 1 5754.29 52.37 68.30 -15.93 37.98 35.16 11.64 32.41 100 341 Peak	Blank

Mode	27	
	Band Edge - L	
	U-NII-2C_5.47-5.725_802.11ax HE40_CH102_Full RU_5510MHz	
ANT	CDD 1+2	
Pol.	Vertical	Fundamental
Peak	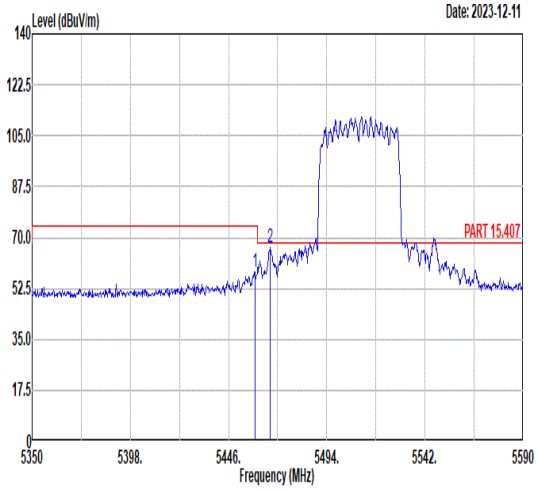 Freq Level Limit Line Margin Read Level Ant Factor Cable Loss Preamp Factor APos TPos Remark 1 5458.96 58.08 74.00 -15.92 44.31 34.81 11.12 32.16 200 272 Peak 2 5466.40 66.50 68.30 -1.80 52.71 34.81 11.15 32.17 200 272 Peak	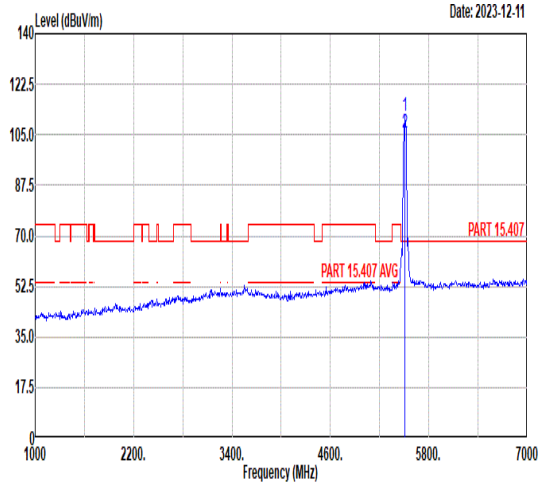 Freq Level Limit Line Margin Read Level Ant Factor Cable Loss Preamp Factor APos TPos Remark 1 5510.00 111.22 ------ ------ 97.30 34.81 11.33 32.22 200 272 Peak 2 5510.00 105.44 ------ ------ 91.52 34.81 11.33 32.22 200 272 Average
Avg	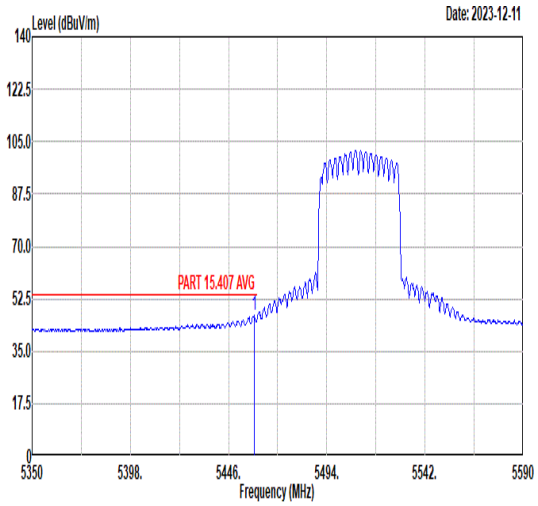 Freq Level Limit Line Margin Read Level Ant Factor Cable Loss Preamp Factor APos TPos Remark 1 5458.48 46.97 54.00 -7.03 33.21 34.81 11.11 32.16 200 272 Average	Blank

Mode	27	
	Band Edge - R	
	U-NII-2C_5.47-5.725_802.11ax HE40_CH102_Full RU_5510MHz	
ANT	CDD 1+2	
Pol.	Vertical	Fundamental
Peak	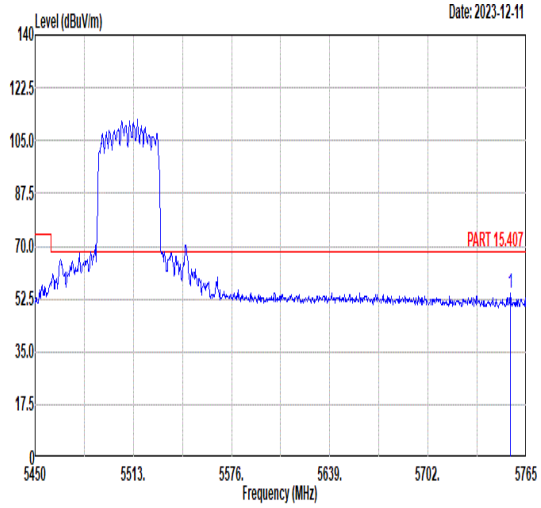 Freq Level Limit Line Margin Read Level Ant Factor Cable Loss Preamp Factor APos TPos Remark MHz dBuV/m dBuV/m dB dBuV dB/m dB dB cm deg 1 5754.61 54.26 68.30 -14.04 39.87 35.16 11.64 32.41 200 272 Peak	Blank

Mode	27	
	Harmonic	
	U-NII-2C_5.47-5.725_802.11ax HE40_CH102_Full RU_5510MHz	
ANT	CDD 1+2	
Pol.	Horizontal	Vertical
Peak Avg	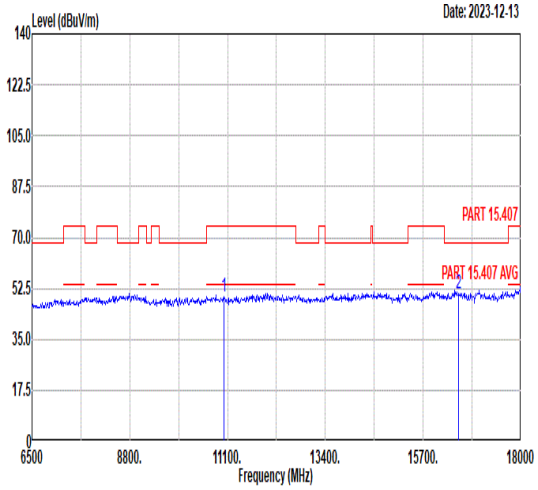 Freq Level Limit Line Margin Read Level Ant Factor Cable Loss Preamp Factor APos TPos Remark MHz dBuV/m dBuV/m dB dBuV dB/m dB dB cm deg 1 11020.00 49.76 74.00 -24.24 46.59 39.42 14.55 50.80 -- -- Peak 2 16530.00 50.52 68.30 -17.78 42.53 42.41 17.37 51.79 -- -- Peak	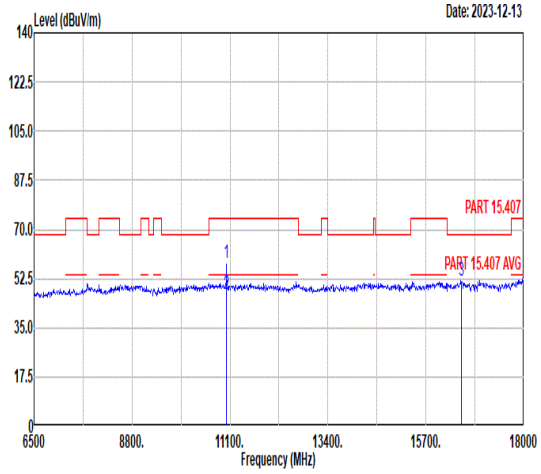 Freq Level Limit Line Margin Read Level Ant Factor Cable Loss Preamp Factor APos TPos Remark MHz dBuV/m dBuV/m dB dBuV dB/m dB dB cm deg 1 11020.00 57.95 74.00 -16.05 54.78 39.42 14.55 50.80 184 264 Peak 2 11020.00 47.20 54.00 -6.80 44.03 39.42 14.55 50.80 184 264 Average 3 16530.00 51.85 68.30 -16.45 43.86 42.41 17.37 51.79 -- -- Peak

Mode	28	
	Band Edge - L	
	U-NII-2C_5.47-5.725_802.11ax HE40_CH110_Full RU_5550MHz	
ANT	CDD 1+2	
Pol.	Horizontal	Fundamental
Peak	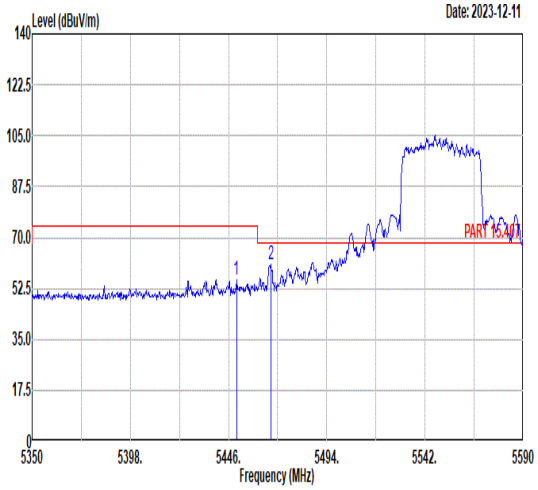 Freq Level Limit Line Margin Read Level Ant Factor Cable Loss Preamp Factor APos TPos Remark 1 5449.84 55.35 74.00 -18.65 41.61 34.81 11.08 32.15 239 28 Peak 2 5466.64 60.67 68.30 -7.63 46.88 34.81 11.15 32.17 239 28 Peak	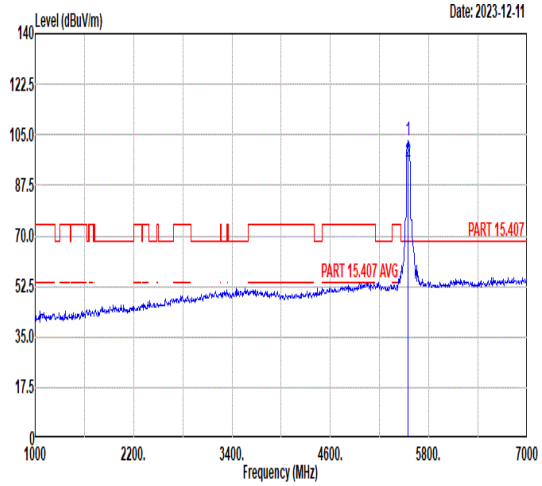 Freq Level Limit Line Margin Read Level Ant Factor Cable Loss Preamp Factor APos TPos Remark 1 5550.00 102.78 ------ ------ 88.67 34.87 11.49 32.25 239 28 Peak 2 5550.00 95.64 ------ ------ 81.53 34.87 11.49 32.25 239 28 Average
Avg	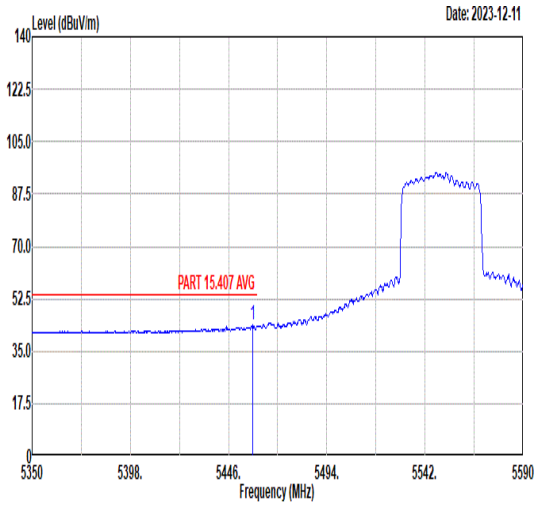 Freq Level Limit Line Margin Read Level Ant Factor Cable Loss Preamp Factor APos TPos Remark 1 5457.76 43.95 54.00 -10.05 30.19 34.81 11.11 32.16 239 28 Average	Blank

Mode	28	
	Band Edge - R	
	U-NII-2C_5.47-5.725_802.11ax HE40_CH110_Full RU_5550MHz	
ANT	CDD 1+2	
Pol.	Horizontal	Fundamental
Peak	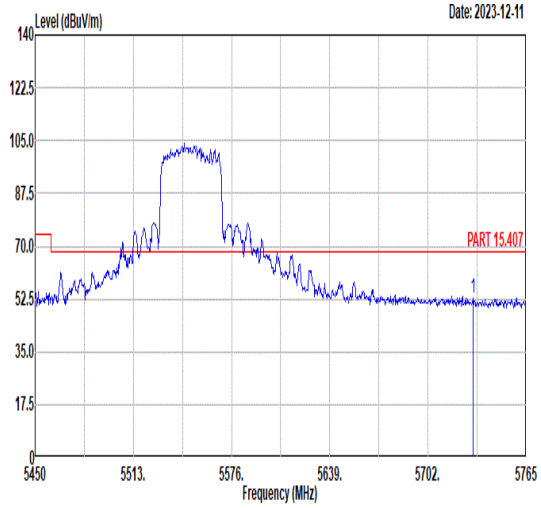 Freq Level Limit Line Margin Read Level Ant Factor Cable Loss Preamp Factor APos TPos Remark MHz dBuV/m dBuV/m dB dBuV dB/m dB dB cm deg 1 5730.98 52.94 68.30 -15.36 38.56 35.12 11.65 32.39 239 28 Peak	Blank

Mode	28	
	Band Edge - L	
	U-NII-2C_5.47-5.725_802.11ax HE40_CH110_Full RU_5550MHz	
ANT	CDD 1+2	
Pol.	Vertical	Fundamental
Peak	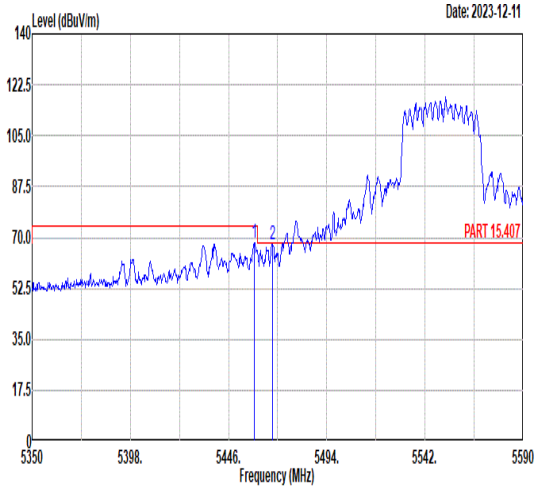 Freq Level Limit Line Margin Read Level Ant Factor Cable Loss Preamp Factor APos TPos Remark 1 5458.48 68.00 74.00 -6.00 54.24 34.81 11.11 32.16 183 335 Peak 2 5467.60 67.72 68.30 -0.58 53.93 34.81 11.15 32.17 183 335 Peak	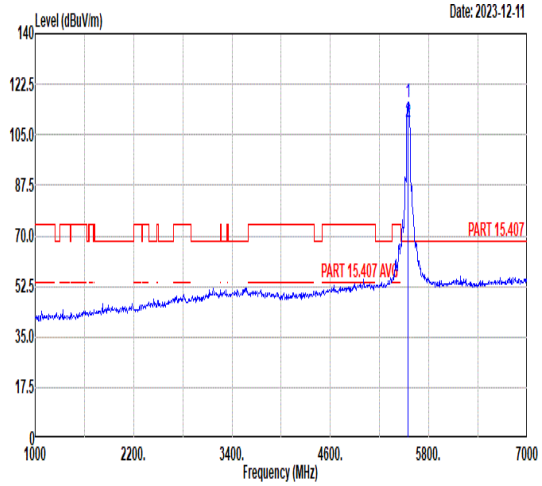 Freq Level Limit Line Margin Read Level Ant Factor Cable Loss Preamp Factor APos TPos Remark 1 5550.00 116.37 ------ ------ 102.26 34.87 11.49 32.25 183 335 Peak 2 5550.00 109.29 ------ ------ 95.18 34.87 11.49 32.25 183 335 Average
Avg	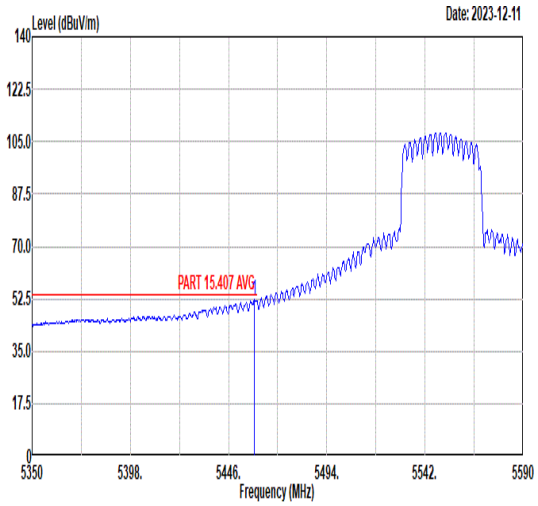 Freq Level Limit Line Margin Read Level Ant Factor Cable Loss Preamp Factor APos TPos Remark 1 5458.72 52.13 54.00 -1.87 38.37 34.81 11.11 32.16 183 335 Average	Blank

Mode	28	
	Band Edge - R	
	U-NII-2C_5.47-5.725_802.11ax HE40_CH110_Full RU_5550MHz	
ANT	CDD 1+2	
Pol.	Vertical	Fundamental
Peak	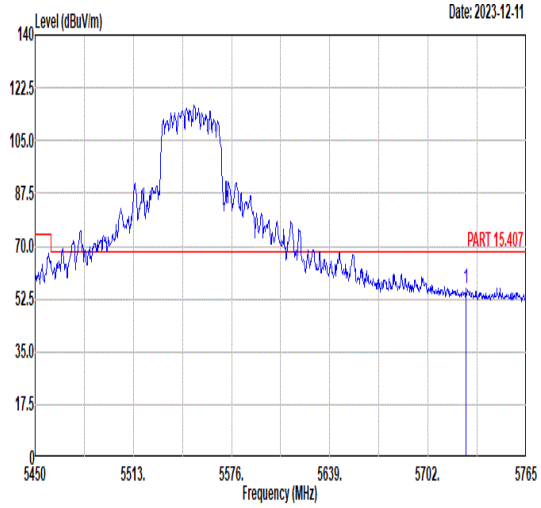 Freq Level Limit Line Margin Read Level Ant Factor Cable Loss Preamp Factor APos TPos Remark MHz dBuV/m dBuV/m dB dBuV dB/m dB dB cm deg 1 5726.57 55.96 68.30 -12.34 41.58 35.12 11.65 32.39 183 335 Peak	Blank

Mode	28	
	Harmonic	
	U-NII-2C_5.47-5.725_802.11ax HE40_CH110_Full RU_5550MHz	
ANT	CDD 1+2	
Pol.	Horizontal	Vertical
Peak Avg	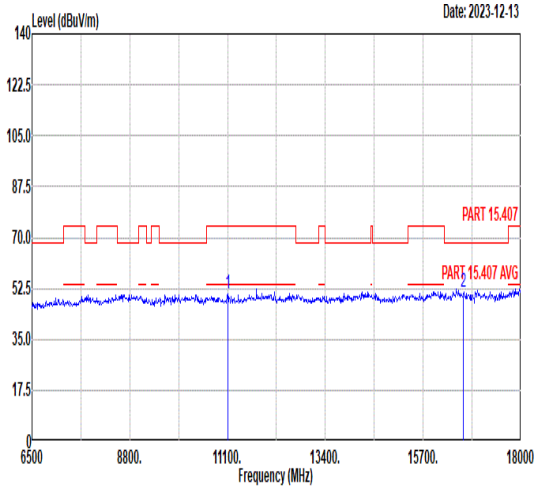 Freq Level Limit Line Margin Read Level Ant Factor Cable Loss Preamp Factor APos TPos Remark MHz dBuV/m dBuV/m dB dBuV dB/m dB dB cm deg 1 11100.00 50.87 74.00 -23.13 47.57 39.48 14.60 50.78 -- -- Peak 2 16650.00 51.04 68.30 -17.26 42.97 42.43 17.41 51.77 -- -- Peak	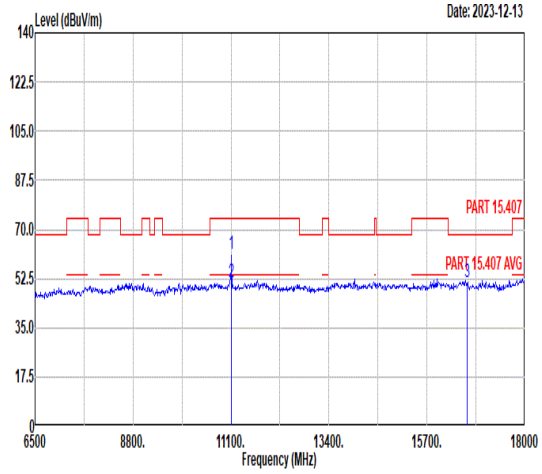 Freq Level Limit Line Margin Read Level Ant Factor Cable Loss Preamp Factor APos TPos Remark MHz dBuV/m dBuV/m dB dBuV dB/m dB dB cm deg 1 11100.00 61.12 74.00 -12.88 57.82 39.48 14.60 50.78 179 264 Peak 2 11100.00 51.02 54.00 -2.98 47.72 39.48 14.60 50.78 179 264 Average 3 16650.00 51.11 68.30 -17.19 43.04 42.43 17.41 51.77 -- -- Peak

Mode	29	
	Band Edge - L	
	U-NII-2C_5.47-5.725_802.11ax HE40_CH134_Full RU_5670MHz	
ANT	CDD 1+2	
Pol.	Horizontal	Fundamental
Peak	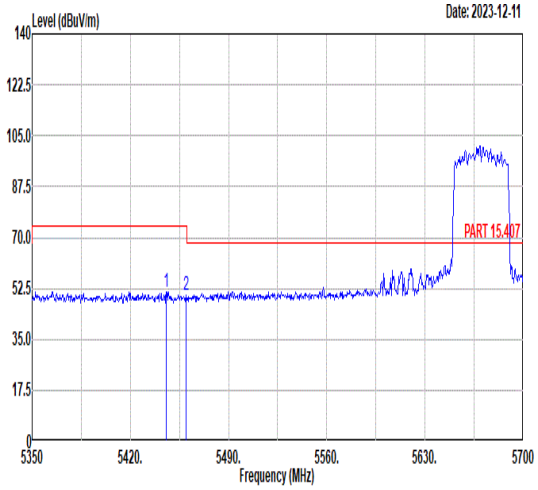 Freq Level Limit Line Margin Read Level Ant Factor Cable Loss Preamp Factor APos TPos Remark MHz dBuV/m dBuV/m dB dBuV dB/m dB dB cm deg 1 5445.55 51.44 74.00 -22.56 37.72 34.81 11.06 32.15 239 28 Peak 2 5459.90 50.05 74.00 -23.95 36.29 34.81 11.12 32.17 239 28 Peak	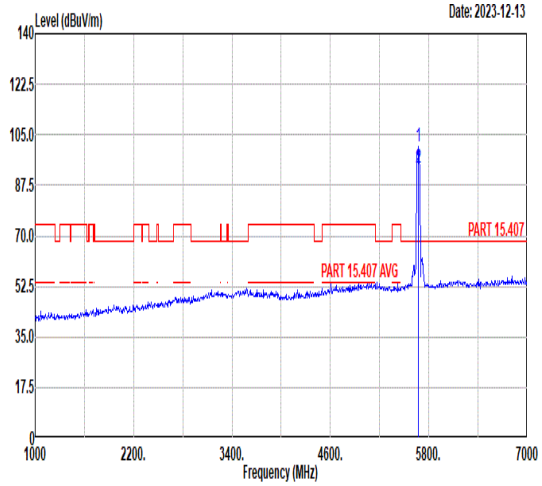 Freq Level Limit Line Margin Read Level Ant Factor Cable Loss Preamp Factor APos TPos Remark MHz dBuV/m dBuV/m dB dBuV dB/m dB dB cm deg 1 5670.00 100.92 ------ ------ 86.54 35.04 11.68 32.34 239 28 Peak 2 5670.00 93.61 ------ ------ 79.23 35.04 11.68 32.34 239 28 Average
Avg	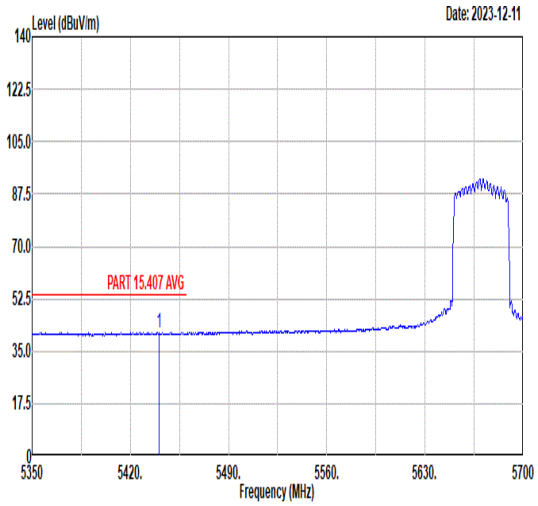 Freq Level Limit Line Margin Read Level Ant Factor Cable Loss Preamp Factor APos TPos Remark MHz dBuV/m dBuV/m dB dBuV dB/m dB dB cm deg 1 5440.65 41.16 54.00 -12.84 27.45 34.81 11.04 32.14 239 28 Average	Blank

Mode	29	
	Band Edge - R	
	U-NII-2C_5.47-5.725_802.11ax HE40_CH134_Full RU_5670MHz	
ANT	CDD 1+2	
Pol.	Horizontal	Fundamental
Peak	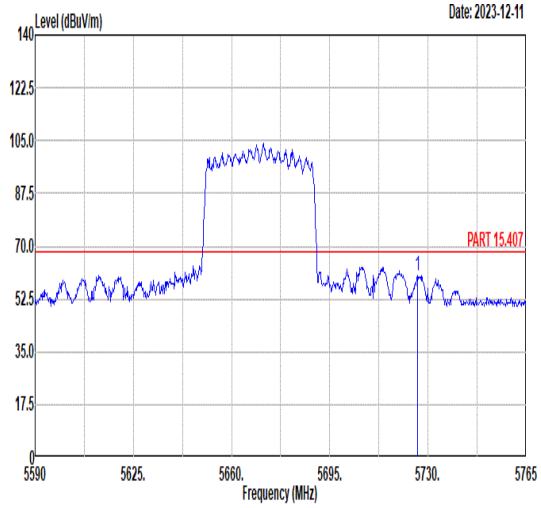 Freq Level Limit Line Margin Read Level Ant Factor Cable Loss Preamp Factor APos TPos Remark MHz dBuV/m dBuV/m dB dBuV dB/m dB dB cm deg 1 5726.15 60.36 68.30 -7.94 45.98 35.12 11.65 32.39 239 28 Peak	Blank

Mode	29	
	Band Edge - L	
	U-NII-2C_5.47-5.725_802.11ax HE40_CH134_Full RU_5670MHz	
ANT	CDD 1+2	
Pol.	Vertical	Fundamental
Peak	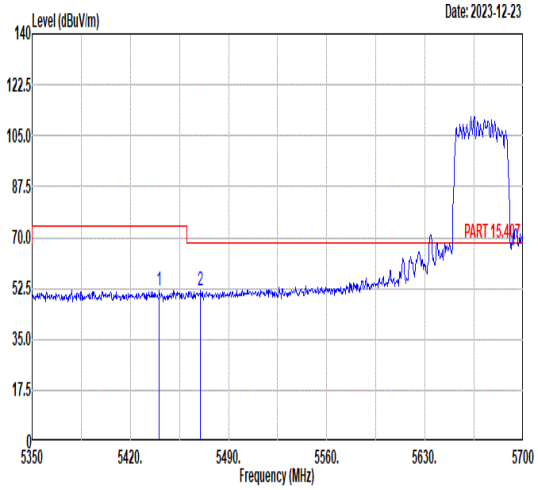 Freq Level Limit Line Margin Read Level Ant Factor Cable Loss Preamp Factor APos TPos Remark 1 5440.65 MHz 51.73 dBuV/m 74.00 dB -22.27 38.02 dBuV 34.81 dB/m 11.04 dB 32.14 dB 100 cm 275 deg Peak 2 5470.05 51.65 68.30 -16.65 37.86 34.81 11.16 32.18 100 275 Peak	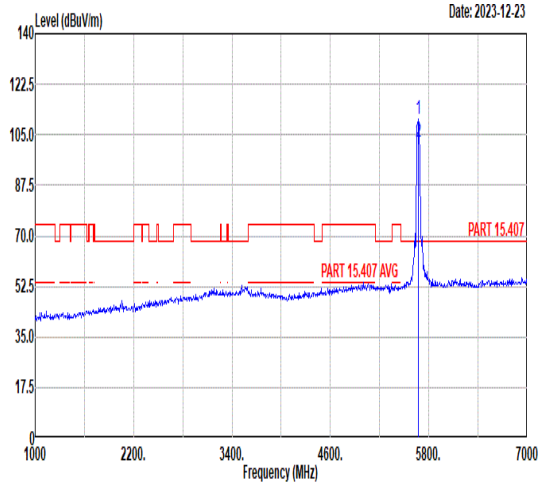 Freq Level Limit Line Margin Read Level Ant Factor Cable Loss Preamp Factor APos TPos Remark 1 5670.00 110.28 MHz ------ dBuV/m ------ dB 95.90 dBuV 35.04 dB/m 11.68 dB 32.34 dB 100 cm 275 deg Peak 2 5670.00 102.53 ------ ------ 88.15 35.04 11.68 32.34 100 275 Average
Avg	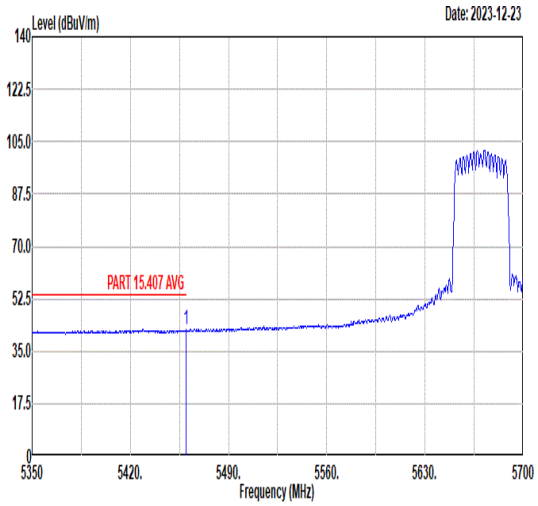 Freq Level Limit Line Margin Read Level Ant Factor Cable Loss Preamp Factor APos TPos Remark 1 5459.90 MHz 42.10 dBuV/m 54.00 dB -11.90 28.34 dBuV 34.81 dB/m 11.12 dB 32.17 dB 100 cm 275 deg Average	Blank

Mode	29	
	Band Edge - R	
	U-NII-2C_5.47-5.725_802.11ax HE40_CH134_Full RU_5670MHz	
ANT	CDD 1+2	
Pol.	Vertical	Fundamental
Peak	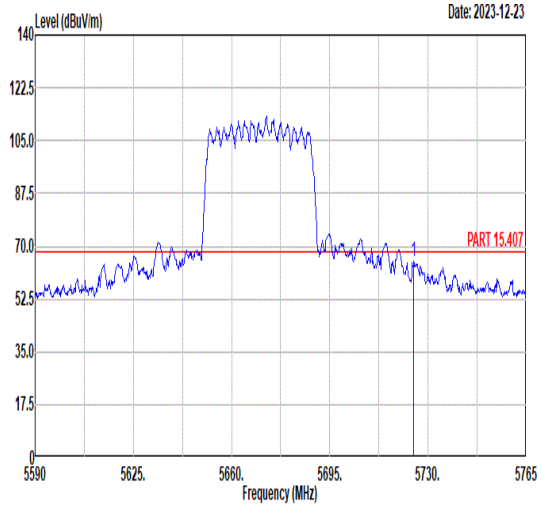 Freq Level Limit Line Margin Read Level Ant Factor Cable Loss Preamp Factor APos TPos Remark MHz dBuV/m dBuV/m dB dBuV dB/m dB dB cm deg 1 5724.93 64.81 68.30 -3.49 50.44 35.11 11.65 32.39 100 275 Peak	Blank

Mode	29	
	Harmonic	
	U-NII-2C_5.47-5.725_802.11ax HE40_CH134_Full RU_5670MHz	
ANT	CDD 1+2	
Pol.	Horizontal	Vertical
Peak Avg	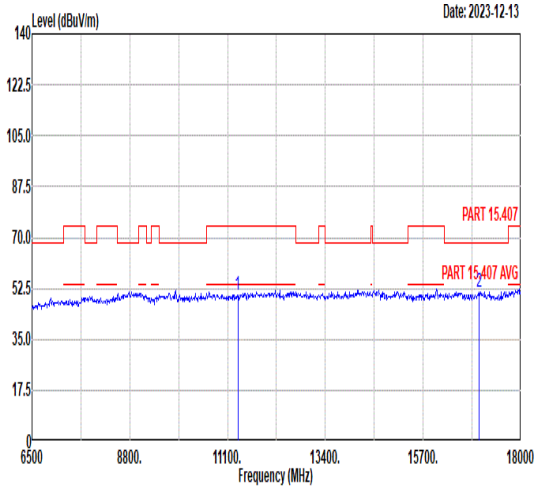 Freq Level Limit Line Margin Read Level Ant Factor Cable Loss Preamp Factor APos TPos Remark MHz dBuV/m dBuV/m dB dBuV dB/m dB dB cm deg 1 11340.00 50.41 74.00 -23.59 46.73 39.67 14.74 50.73 -- -- Peak 2 17010.00 51.46 68.30 -16.84 43.16 42.50 17.51 51.71 -- -- Peak	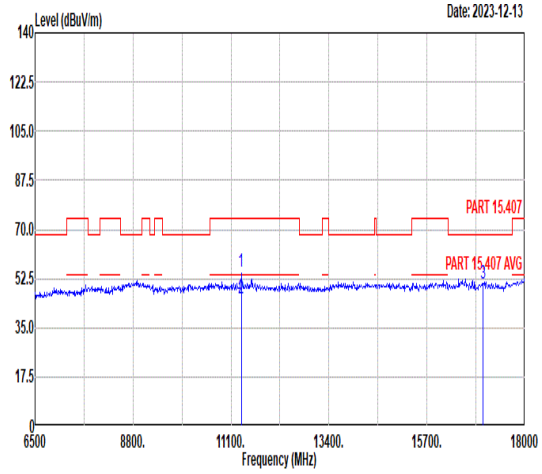 Freq Level Limit Line Margin Read Level Ant Factor Cable Loss Preamp Factor APos TPos Remark MHz dBuV/m dBuV/m dB dBuV dB/m dB dB cm deg 1 11340.00 54.88 74.00 -19.12 51.20 39.67 14.74 50.73 182 259 Peak 2 11340.00 45.56 54.00 -8.44 41.88 39.67 14.74 50.73 182 259 Average 3 17010.00 50.79 68.30 -17.51 42.49 42.50 17.51 51.71 -- -- Peak

Mode	30	
	Band Edge	
	U-NII-2C_5.47-5.725_802.11ax HE40_CH142_Full RU_5710MHz	
ANT	CDD 1+2	
Pol.	Horizontal	Fundamental
Peak	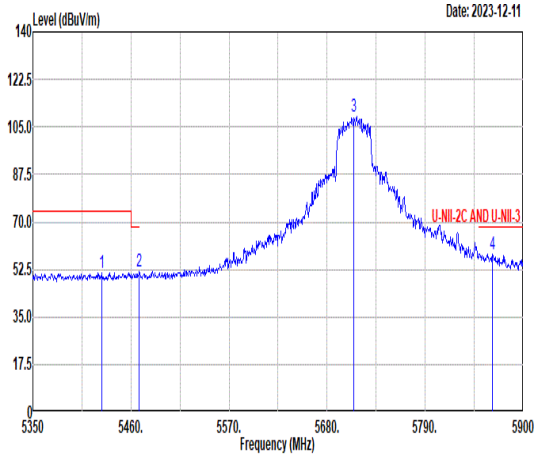 Freq Level Limit Line Margin Read Level Ant Factor Cable Loss Preamp Factor APos TPos Remark MHz dBuV/m dBuV/m dB dBuV dB/m dB dB cm deg 1 5427.00 51.40 74.00 -22.60 37.73 34.81 10.98 32.12 236 21 Peak 2 5469.35 51.68 68.30 -16.62 37.89 34.81 11.16 32.18 236 21 Peak 3 5710.00 108.98 ------ ------ 94.60 35.09 11.66 32.37 236 21 Peak 4 5865.35 58.26 68.30 -10.04 43.95 35.31 11.50 32.50 236 21 Peak	Blank
Avg	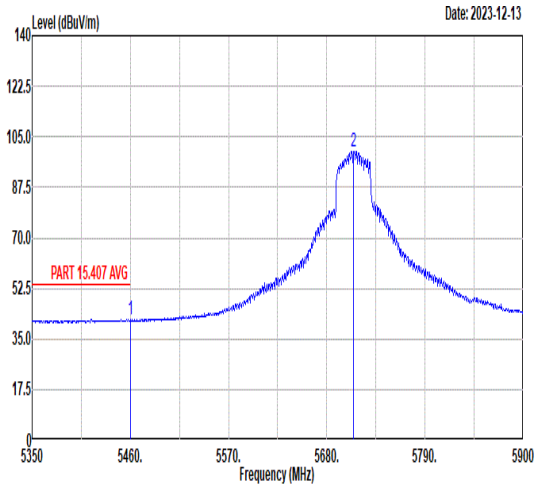 Freq Level Limit Line Margin Read Level Ant Factor Cable Loss Preamp Factor APos TPos Remark MHz dBuV/m dBuV/m dB dBuV dB/m dB dB cm deg 1 5460.00 41.91 54.00 -12.09 28.15 34.81 11.12 32.17 236 21 Average 2 5710.00 99.96 ------ ------ 85.58 35.09 11.66 32.37 236 21 Average	Blank

Mode	30	
	Band Edge	
	U-NII-2C_5.47-5.725_802.11ax HE40_CH142_Full RU_5710MHz	
ANT	CDD 1+2	
Pol.	Vertical	Fundamental
Peak	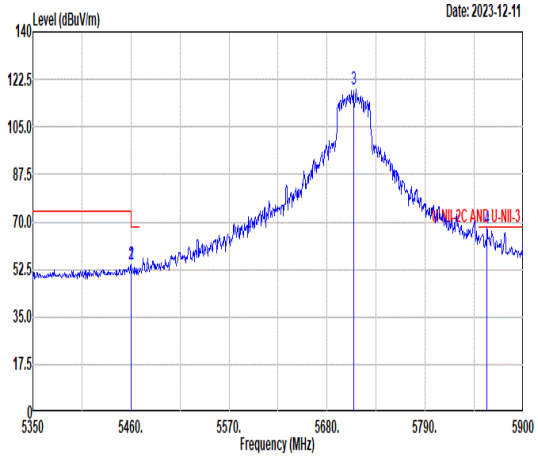 Limit Read Ant Cable Preamp APos TPos Freq Level Line Margin Level Factor Loss Factor Remark MHz dBuV/m dBuV/m dB dBuV dB/m dB dB cm deg 1 5460.00 54.55 68.30 -13.75 40.79 34.81 11.12 32.17 180 336 Peak 2 5460.00 54.55 68.30 -13.75 40.79 34.81 11.12 32.17 180 336 Peak 3 5710.00 119.12 ------ ------ 104.74 35.09 11.66 32.37 180 336 Peak 4 5859.30 67.74 68.30 -0.56 53.42 35.30 11.51 32.49 180 336 Peak	Blank
Avg	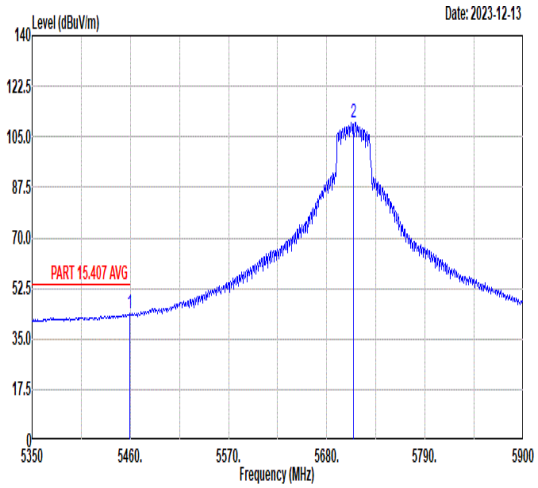 Limit Read Ant Cable Preamp APos TPos Freq Level Line Margin Level Factor Loss Factor Remark MHz dBuV/m dBuV/m dB dBuV dB/m dB dB cm deg 1 5459.45 43.99 54.00 -10.01 30.22 34.81 11.12 32.16 180 336 Average 2 5710.00 109.74 ------ ------ 95.36 35.09 11.66 32.37 180 336 Average	Blank

Mode	30	
	Harmonic	
	U-NII-2C_5.47-5.725_802.11ax HE40_CH142_Full RU_5710MHz	
ANT	CDD 1+2	
Pol.	Horizontal	Vertical
Peak Avg	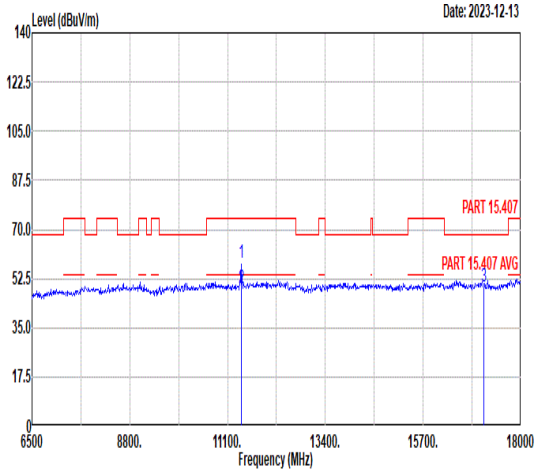 Freq Level Limit Line Margin Read Level Ant Factor Cable Loss Preamp Factor APos TPos Remark MHz dBuV/m dBuV/m dB dBuV dB/m dB dB cm deg 1 11420.00 58.22 74.00 -15.78 54.41 39.74 14.79 50.72 100 40 Peak 2 11420.00 49.34 54.00 -4.66 45.53 39.74 14.79 50.72 100 40 Average 3 17130.00 49.81 68.30 -18.49 41.65 42.45 17.54 51.83 -- -- Peak	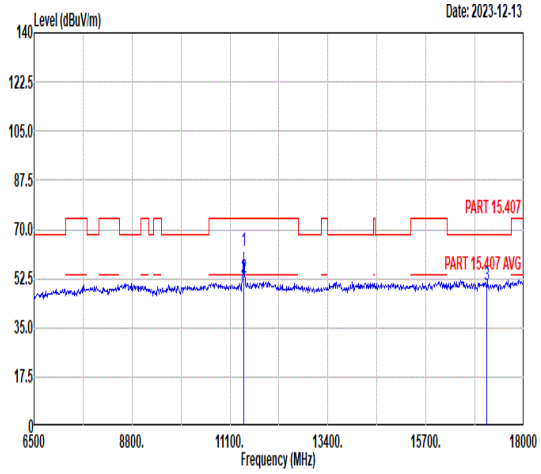 Freq Level Limit Line Margin Read Level Ant Factor Cable Loss Preamp Factor APos TPos Remark MHz dBuV/m dBuV/m dB dBuV dB/m dB dB cm deg 1 11420.00 62.31 74.00 -11.69 58.50 39.74 14.79 50.72 245 17 Peak 2 11420.00 52.82 54.00 -1.18 49.01 39.74 14.79 50.72 245 17 Average 3 17130.00 50.03 68.30 -18.27 41.87 42.45 17.54 51.83 -- -- Peak

Mode	31	
	Band Edge - L	
	U-NII-2C_5.47-5.725_802.11ax HE80_CH106_Full RU_5530MHz	
ANT	CDD 1+2	
Pol.	Horizontal	Fundamental
Peak	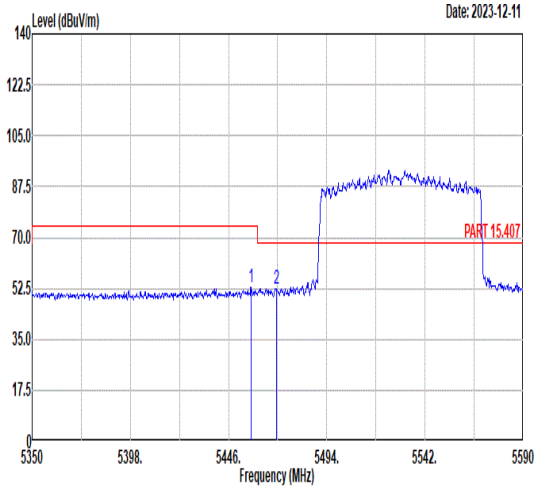 Freq Level Limit Line Margin Read Level Ant Factor Cable Loss Preamp Factor APos TPos Remark MHz dBuV/m dBuV/m dB dBuV dB/m dB dB cm deg 1 5457.04 52.73 74.00 -21.27 38.97 34.81 11.11 32.16 247 28 Peak 2 5469.28 52.45 68.30 -15.85 38.66 34.81 11.16 32.18 247 28 Peak	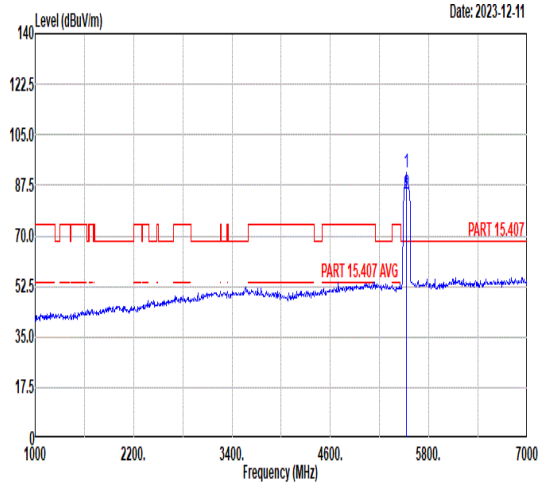 Freq Level Limit Line Margin Read Level Ant Factor Cable Loss Preamp Factor APos TPos Remark MHz dBuV/m dBuV/m dB dBuV dB/m dB dB cm deg 1 5530.00 91.73 ------ ------ 77.71 34.84 11.41 32.23 247 28 Peak 2 5530.00 84.70 ------ ------ 70.68 34.84 11.41 32.23 247 28 Average
Avg	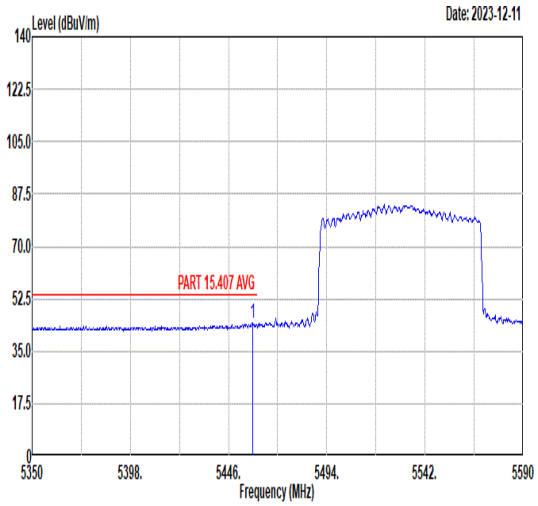 Freq Level Limit Line Margin Read Level Ant Factor Cable Loss Preamp Factor APos TPos Remark MHz dBuV/m dBuV/m dB dBuV dB/m dB dB cm deg 1 5457.76 44.57 54.00 -9.43 30.81 34.81 11.11 32.16 247 28 Average	Blank

Mode	31	
	Band Edge - R	
	U-NII-2C_5.47-5.725_802.11ax HE80_CH106_Full RU_5530MHz	
ANT	CDD 1+2	
Pol.	Horizontal	Fundamental
Peak	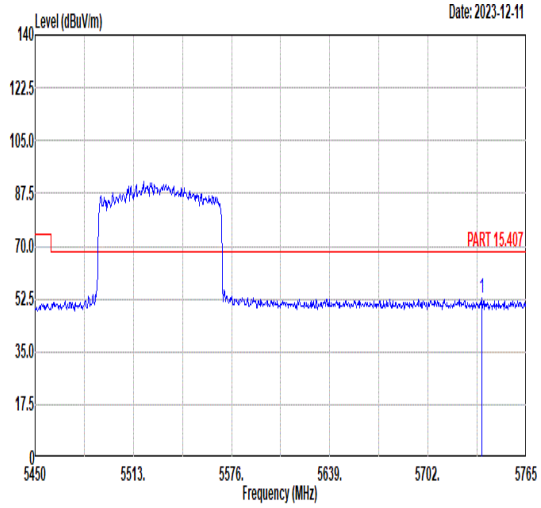 Freq Level Limit Line Margin Read Level Ant Factor Cable Loss Preamp Factor APos TPos Remark MHz dBuV/m dBuV/m dB dBuV dB/m dB dB cm deg 1 5736.34 52.82 68.30 -15.48 38.43 35.13 11.65 32.39 247 28 Peak	Blank

Mode	31	
	Band Edge - L	
	U-NII-2C_5.47-5.725_802.11ax HE80_CH106_Full RU_5530MHz	
ANT	CDD 1+2	
Pol.	Vertical	Fundamental
Peak	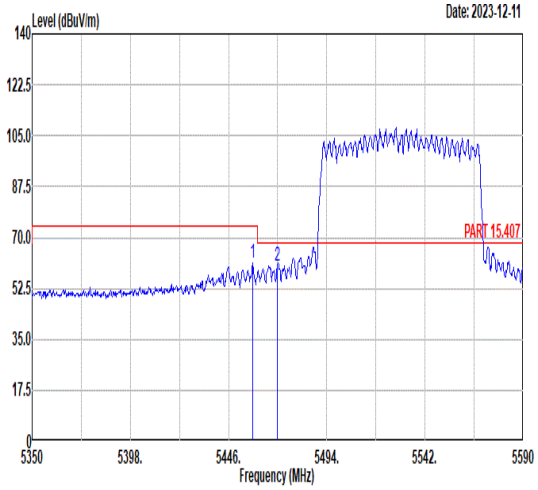 Freq Level Limit Line Margin Read Level Ant Factor Cable Loss Preamp Factor APos TPos Remark 1 5457.76 61.30 74.00 -12.70 47.54 34.81 11.11 32.16 189 359 Peak 2 5470.00 60.31 68.30 -7.99 46.52 34.81 11.16 32.18 189 359 Peak	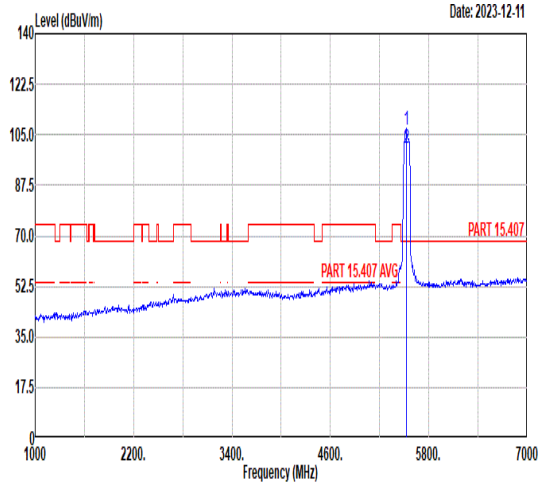 Freq Level Limit Line Margin Read Level Ant Factor Cable Loss Preamp Factor APos TPos Remark 1 5530.00 106.74 ------ ------ 92.72 34.84 11.41 32.23 189 359 Peak 2 5530.00 100.17 ------ ------ 86.15 34.84 11.41 32.23 189 359 Average
Avg	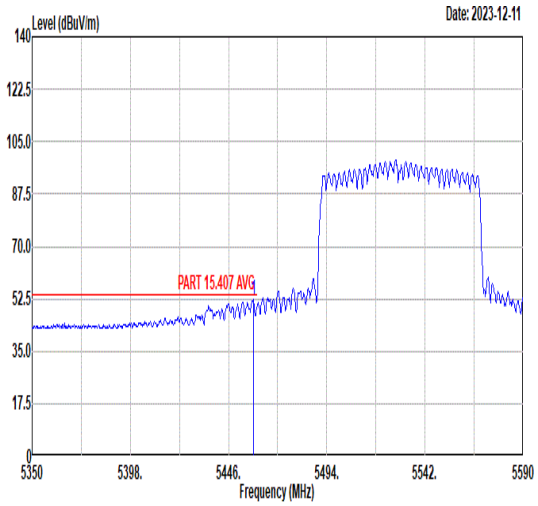 Freq Level Limit Line Margin Read Level Ant Factor Cable Loss Preamp Factor APos TPos Remark 1 5458.24 52.54 54.00 -1.46 38.78 34.81 11.11 32.16 189 359 Average	Blank

Mode	31	
	Band Edge - R	
	U-NII-2C_5.47-5.725_802.11ax HE80_CH106_Full RU_5530MHz	
ANT	CDD 1+2	
Pol.	Vertical	Fundamental
Peak	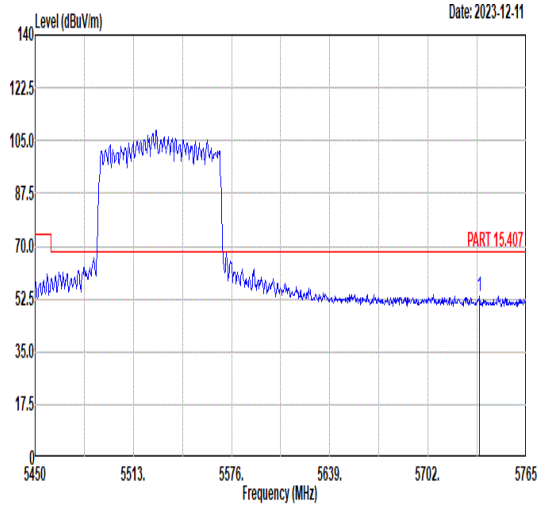 Freq Level Limit Line Margin Read Level Ant Factor Cable Loss Preamp Factor APos TPos Remark MHz dBuV/m dBuV/m dB dBuV dB/m dB dB cm deg 1 5735.08 53.46 68.30 -14.84 39.07 35.13 11.65 32.39 189 359 Peak	Blank

Mode	31	
	Harmonic	
	U-NII-2C_5.47-5.725_802.11ax HE80_CH106_Full RU_5530MHz	
ANT	CDD 1+2	
Pol.	Horizontal	Vertical
Peak Avg	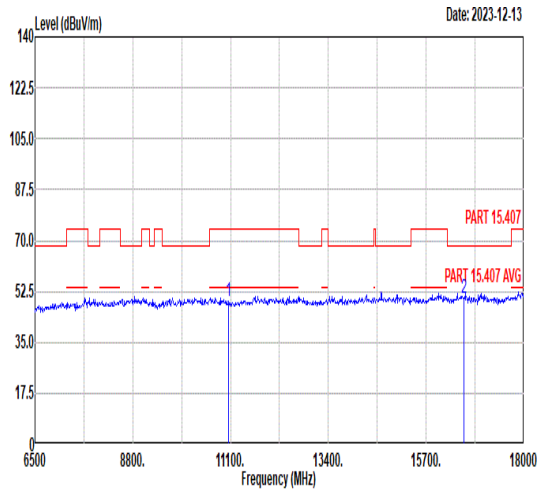 Freq Level Limit Line Margin Read Level Ant Factor Cable Loss Preamp Factor APos TPos Remark MHz dBuV/m dBuV/m dB dBuV dB/m dB dB cm deg 1 11060.00 48.98 74.00 -25.02 45.74 39.45 14.58 50.79 -- -- Peak 2 16590.00 50.40 68.30 -17.90 42.37 42.42 17.39 51.78 -- -- Peak	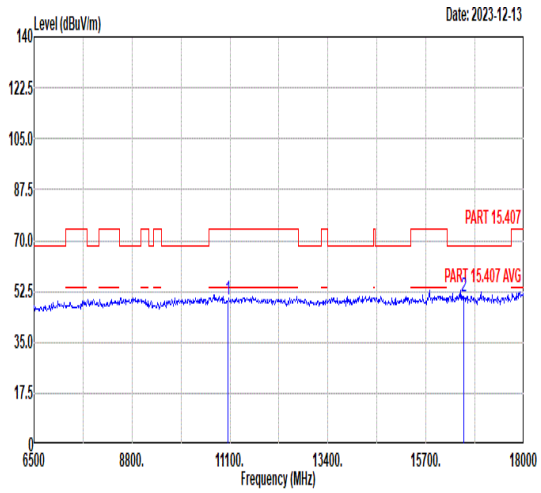 Freq Level Limit Line Margin Read Level Ant Factor Cable Loss Preamp Factor APos TPos Remark MHz dBuV/m dBuV/m dB dBuV dB/m dB dB cm deg 1 11060.00 49.89 74.00 -24.11 46.65 39.45 14.58 50.79 -- -- Peak 2 16590.00 50.95 68.30 -17.35 42.92 42.42 17.39 51.78 -- -- Peak

Mode	32	
	Band Edge	
	U-NII-2C_5.47-5.725_802.11ax HE80_CH138_Full RU_5690MHz	
ANT	CDD 1+2	
Pol.	Horizontal	Fundamental
Peak	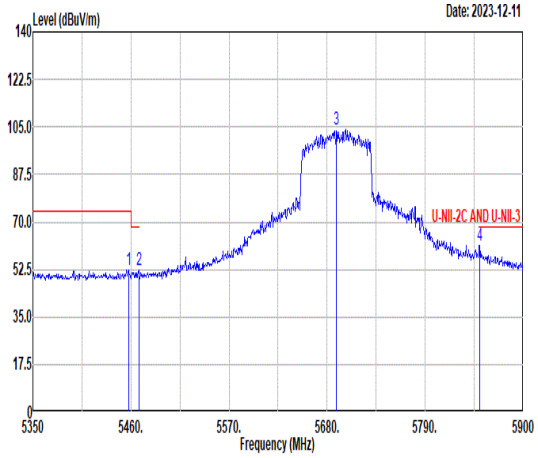 Freq Level Limit Line Margin Read Level Ant Factor Cable Loss Preamp Factor APos TPos Remark MHz dBuV/m dBuV/m dB dBuV dB/m dB dB cm deg 1 5457.25 52.27 74.00 -21.73 38.51 34.81 11.11 32.16 239 19 Peak 2 5468.80 52.47 68.30 -15.83 38.68 34.81 11.16 32.18 239 19 Peak 3 5690.00 103.82 ------ ------ 89.44 35.07 11.67 32.36 239 19 Peak 4 5851.05 61.50 68.30 -6.80 47.16 35.29 11.53 32.48 239 19 Peak	Blank
Avg	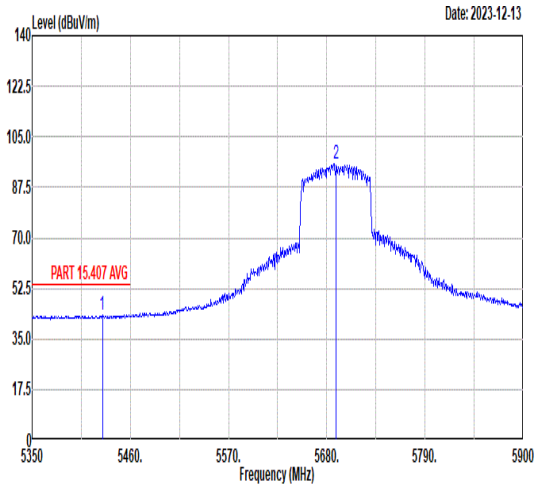 Freq Level Limit Line Margin Read Level Ant Factor Cable Loss Preamp Factor APos TPos Remark MHz dBuV/m dBuV/m dB dBuV dB/m dB dB cm deg 1 5428.65 43.21 54.00 -10.79 29.54 34.81 10.99 32.13 239 19 Average 2 5690.00 95.73 ------ ------ 81.35 35.07 11.67 32.36 239 19 Average	Blank

Mode	32	
	Band Edge	
	U-NII-2C_5.47-5.725_802.11ax HE80_CH138_Full RU_5690MHz	
ANT	CDD 1+2	
Pol.	Vertical	Fundamental
Peak	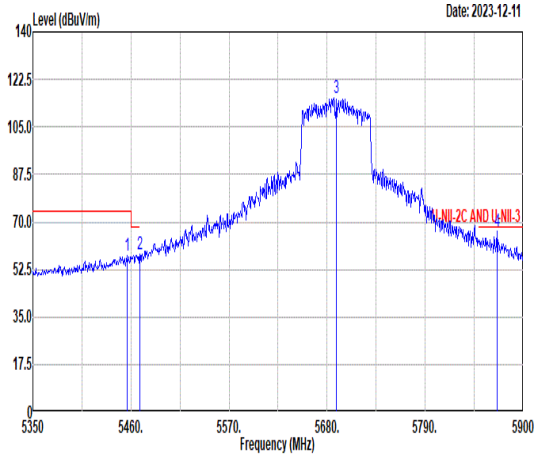 Limit Read Ant Cable Preamp APos TPos Freq Level Line Margin Level Factor Loss Factor Remark MHz dBuV/m dBuV/m dB dBuV dB/m dB dB cm deg 1 5456.15 57.52 74.00 -16.48 43.77 34.81 11.10 32.16 190 360 Peak 2 5469.90 58.06 68.30 -10.24 44.27 34.81 11.16 32.18 190 360 Peak 3 5690.00 115.60 ------ ------ 101.22 35.07 11.67 32.36 190 360 Peak 4 5870.30 66.68 68.30 -1.62 52.36 35.32 11.50 32.50 190 360 Peak	Blank
Avg	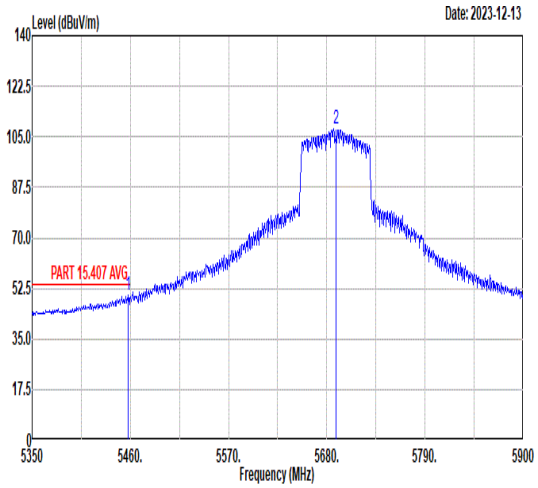 Limit Read Ant Cable Preamp APos TPos Freq Level Line Margin Level Factor Loss Factor Remark MHz dBuV/m dBuV/m dB dBuV dB/m dB dB cm deg 1 5457.80 50.04 54.00 -3.96 36.28 34.81 11.11 32.16 190 360 Average 2 5690.00 107.61 ------ ------ 93.23 35.07 11.67 32.36 190 360 Average	Blank

Mode	32	
	Harmonic	
	U-NII-2C_5.47-5.725_802.11ax HE80_CH138_Full RU_5690MHz	
ANT	CDD 1+2	
Pol.	Horizontal	Vertical
Peak Avg	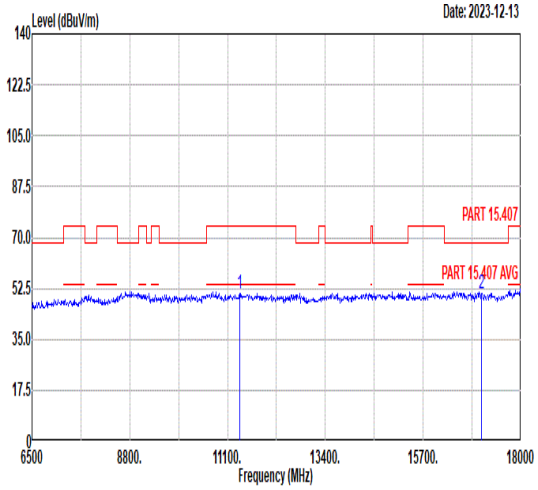 Freq Level Limit Line Margin Read Level Ant Factor Cable Loss Preamp Factor APos TPos Remark MHz dBuV/m dBuV/m dB dBuV dB/m dB dB cm deg 1 11380.00 50.79 74.00 -23.21 47.04 39.70 14.77 50.72 -- -- Peak 2 17070.00 50.95 68.30 -17.35 42.73 42.47 17.52 51.77 -- -- Peak	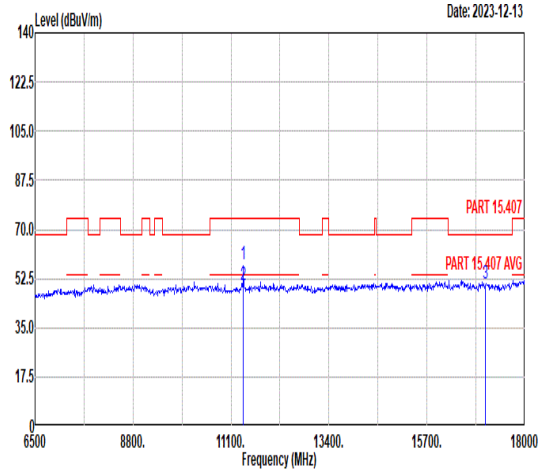 Freq Level Limit Line Margin Read Level Ant Factor Cable Loss Preamp Factor APos TPos Remark MHz dBuV/m dBuV/m dB dBuV dB/m dB dB cm deg 1 11380.00 57.74 74.00 -16.26 53.99 39.70 14.77 50.72 275 0 Peak 2 11380.00 50.29 54.00 -3.71 46.54 39.70 14.77 50.72 275 0 Average 3 17070.00 50.78 68.30 -17.52 42.56 42.47 17.52 51.77 -- -- Peak

Mode	33	
	Band Edge	
	U-NII-3_5.725-5.85_802.11a_CH149_5745MHz	
ANT	CDD 1+2	
Pol.	Horizontal	Fundamental
Peak	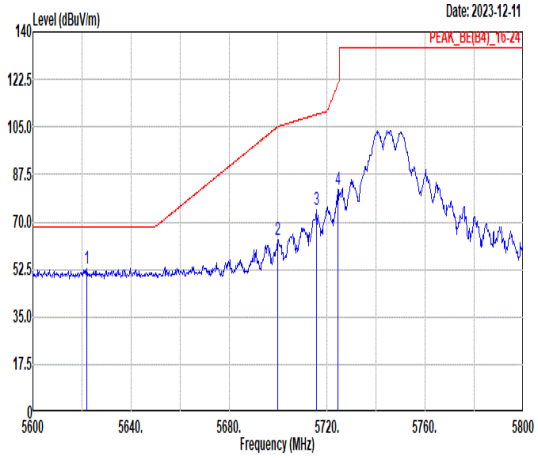 Freq Level Limit Line Margin Read Level Ant Factor Cable Loss Preamp Factor APos TPos Remark 1 5622.00 52.65 68.30 -15.65 38.29 34.97 11.70 32.31 100 0 Peak 2 5700.00 63.50 105.20 -41.70 49.13 35.08 11.66 32.37 100 0 Peak 3 5715.80 74.54 109.63 -35.09 60.16 35.10 11.66 32.38 100 0 Peak 4 5724.40 81.89 120.83 -38.94 67.52 35.11 11.65 32.39 100 0 Peak	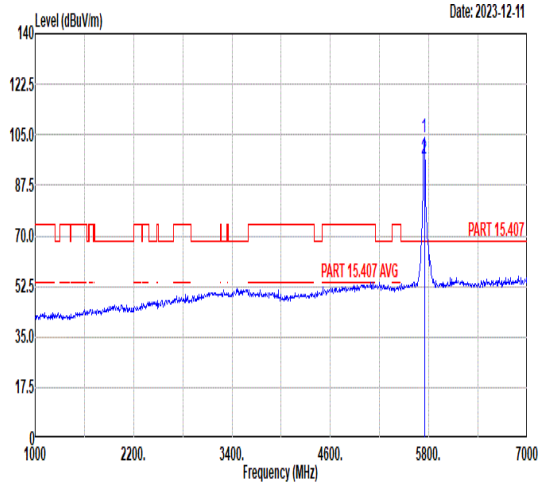 Freq Level Limit Line Margin Read Level Ant Factor Cable Loss Preamp Factor APos TPos Remark 1 5745.00 103.91 ------ ------ 89.53 35.14 11.64 32.40 100 0 Peak 2 5745.00 96.51 ------ ------ 82.13 35.14 11.64 32.40 100 0 Average

Mode	33	
	Band Edge	
	U-NII-3_5.725-5.85_802.11a_CH149_5745MHz	
ANT	CDD 1+2	
Pol.	Vertical	Fundamental
Peak	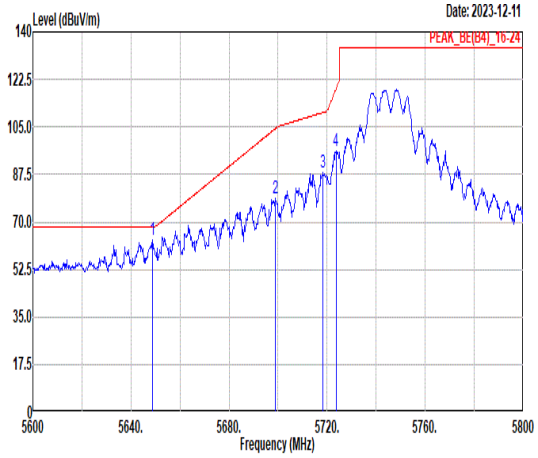 Freq Level Limit Line Margin Read Level Ant Factor Cable Loss Preamp Factor APos TPos Remark MHz dBuV/m dBuV/m dB dBuV dB/m dB dB cm deg 1 5648.80 63.44 68.30 -4.86 49.07 35.01 11.69 32.33 271 321 Peak 2 5699.00 78.61 104.47 -25.86 64.23 35.08 11.67 32.37 271 321 Peak 3 5718.40 87.99 110.35 -22.36 73.60 35.11 11.66 32.38 271 321 Peak 4 5723.60 96.24 119.01 -22.77 81.86 35.11 11.65 32.38 271 321 Peak	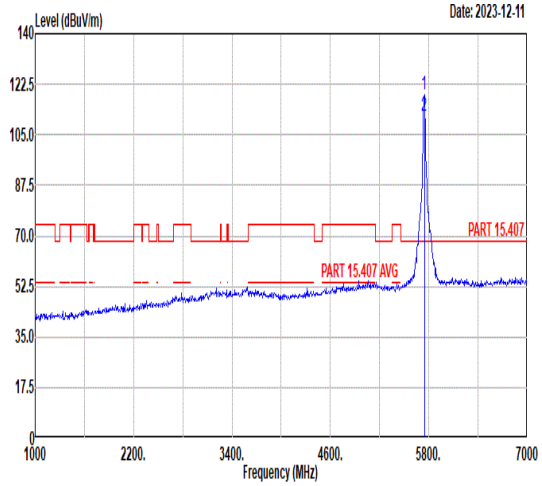 Freq Level Limit Line Margin Read Level Ant Factor Cable Loss Preamp Factor APos TPos Remark MHz dBuV/m dBuV/m dB dBuV dB/m dB dB cm deg 1 5745.00 118.88 ------ ------ 104.50 35.14 11.64 32.40 271 321 Peak 2 5745.00 111.52 ------ ------ 97.14 35.14 11.64 32.40 271 321 Average

Mode	33	
	Harmonic	
	U-NII-3_5.725-5.85_802.11a_CH149_5745MHz	
ANT	CDD 1+2	
Pol.	Horizontal	Vertical
Peak Avg	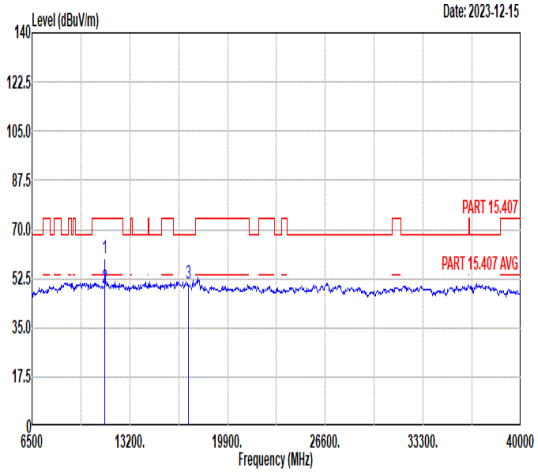 Freq Level Limit Line Margin Read Level Ant Factor Cable Loss Preamp Factor APos TPos Remark MHz dBuV/m dBuV/m dB dBuV dB/m dB dB cm deg 1 11490.00 59.67 74.00 -14.33 55.75 39.79 14.83 50.70 100 45 Peak 2 11490.00 49.24 54.00 -4.76 45.32 39.79 14.83 50.70 100 45 Average 3 17235.00 50.59 68.30 -17.71 42.54 42.41 17.57 51.93 -- -- Peak	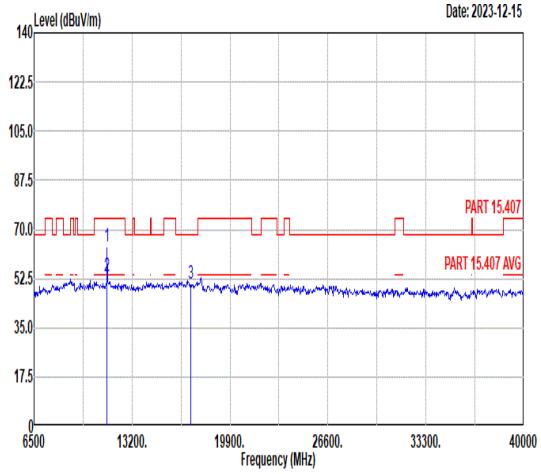 Freq Level Limit Line Margin Read Level Ant Factor Cable Loss Preamp Factor APos TPos Remark MHz dBuV/m dBuV/m dB dBuV dB/m dB dB cm deg 1 11490.00 63.92 74.00 -10.08 60.00 39.79 14.83 50.70 100 341 Peak 2 11490.00 53.49 54.00 -0.51 49.57 39.79 14.83 50.70 100 341 Average 3 17235.00 50.80 68.30 -17.50 42.75 42.41 17.57 51.93 -- -- Peak

Mode	34	
	Harmonic	
	U-NII-3_5.725-5.85_802.11a_CH157_5785MHz	
ANT	CDD 1+2	
Pol.	Horizontal	Vertical
Peak Avg	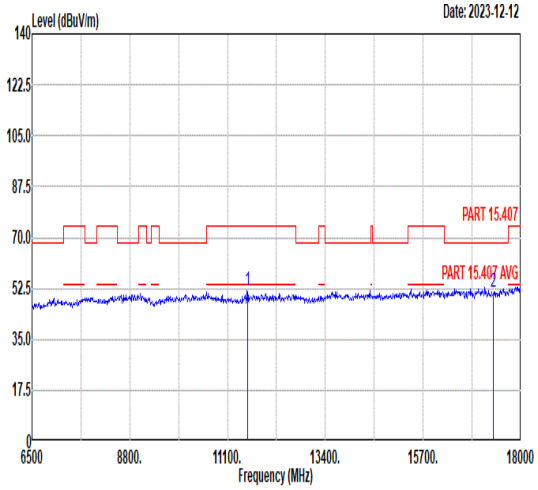 Freq Level Limit Line Margin Read Level Ant Factor Cable Loss Preamp Factor APos TPos Remark MHz dBuV/m dBuV/m dB dBuV dB/m dB dB cm deg 1 11570.00 51.71 74.00 -22.29 47.63 39.86 14.88 50.66 -- -- Peak 2 17355.00 51.35 68.30 -16.95 43.44 42.36 17.60 52.05 -- -- Peak	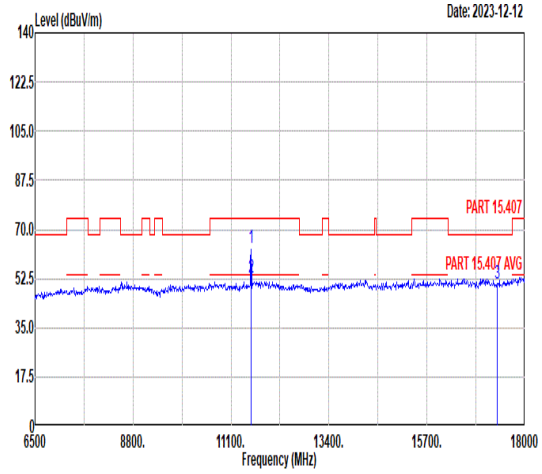 Freq Level Limit Line Margin Read Level Ant Factor Cable Loss Preamp Factor APos TPos Remark MHz dBuV/m dBuV/m dB dBuV dB/m dB dB cm deg 1 11570.00 63.28 74.00 -10.72 59.20 39.86 14.88 50.66 100 341 Peak 2 11570.00 52.98 54.00 -1.02 48.90 39.86 14.88 50.66 100 341 Average 3 17355.00 50.69 68.30 -17.61 42.78 42.36 17.60 52.05 -- -- Peak

Mode	35
	Band Edge
	U-NII-3_5.725-5.85_802.11a_CH165_5825MHz
ANT	CDD 1+2

Pol.	Horizontal	Fundamental
Peak	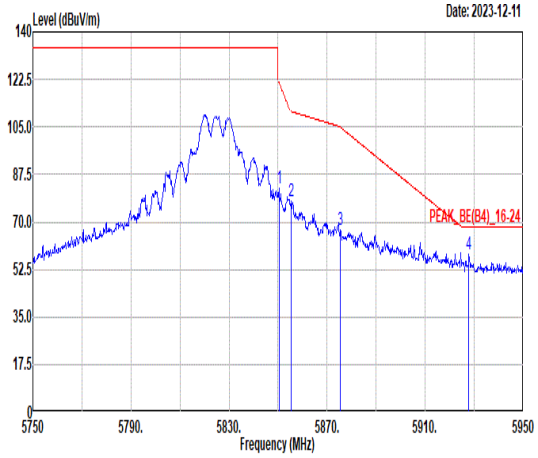 Freq Level Limit Line Margin Read Level Ant Factor Cable Loss Preamp Factor APos TPos Remark MHz dBuV/m dBuV/m dB dBuV dB/m dB dB cm deg 1 5850.40 82.65 121.29 -38.64 68.31 35.29 11.53 32.48 159 0 Peak 2 5855.40 77.57 110.69 -33.12 63.24 35.30 11.52 32.49 159 0 Peak 3 5875.40 67.02 104.90 -37.88 52.70 35.33 11.49 32.50 159 0 Peak 4 5927.80 58.18 68.30 -10.12 43.92 35.40 11.40 32.54 159 0 Peak	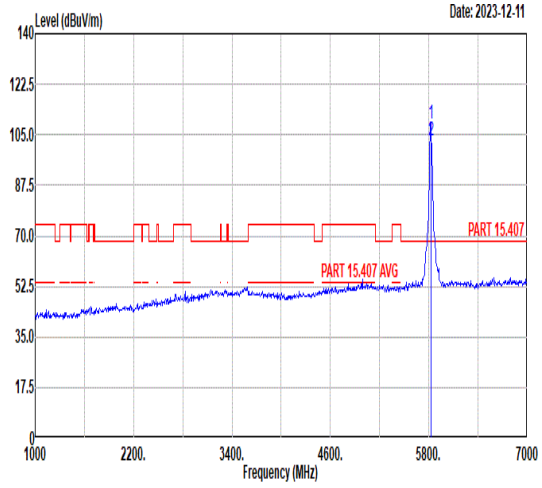 Freq Level Limit Line Margin Read Level Ant Factor Cable Loss Preamp Factor APos TPos Remark MHz dBuV/m dBuV/m dB dBuV dB/m dB dB cm deg 1 5825.00 109.05 ------ ------ 94.68 35.26 11.57 32.46 159 0 Peak 2 5825.00 102.76 ------ ------ 88.39 35.26 11.57 32.46 159 0 Average

Mode	35	
	Band Edge	
	U-NII-3_5.725-5.85_802.11a_CH165_5825MHz	
ANT	CDD 1+2	
Pol.	Vertical	Fundamental
Peak	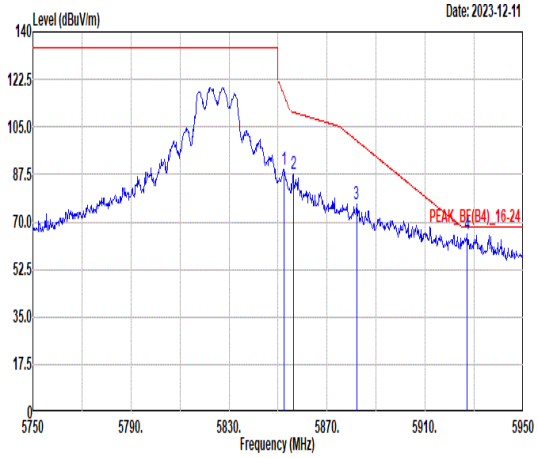 Freq Level Limit Line Margin Read Level Ant Factor Cable Loss Preamp Factor APos TPos Remark MHz dBuV/m dBuV/m dB dBuV dB/m dB dB cm deg 1 5852.40 89.40 116.73 -27.33 75.07 35.29 11.53 32.49 100 252 Peak 2 5856.20 87.69 110.46 -22.77 73.36 35.30 11.52 32.49 100 252 Peak 3 5882.00 76.78 100.00 -23.22 62.48 35.33 11.48 32.51 100 252 Peak 4 5927.20 65.28 68.30 -3.02 51.02 35.40 11.40 32.54 100 252 Peak	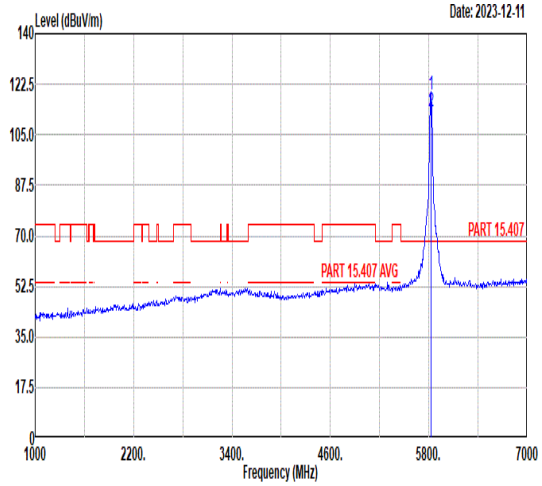 Freq Level Limit Line Margin Read Level Ant Factor Cable Loss Preamp Factor APos TPos Remark MHz dBuV/m dBuV/m dB dBuV dB/m dB dB cm deg 1 5825.00 118.76 ------ ------ 104.39 35.26 11.57 32.46 100 252 Peak 2 5825.00 112.86 ------ ------ 98.49 35.26 11.57 32.46 100 252 Average

Mode	35	
	Harmonic	
	U-NII-3_5.725-5.85_802.11a_CH165_5825MHz	
ANT	CDD 1+2	
Pol.	Horizontal	Vertical
Peak Avg	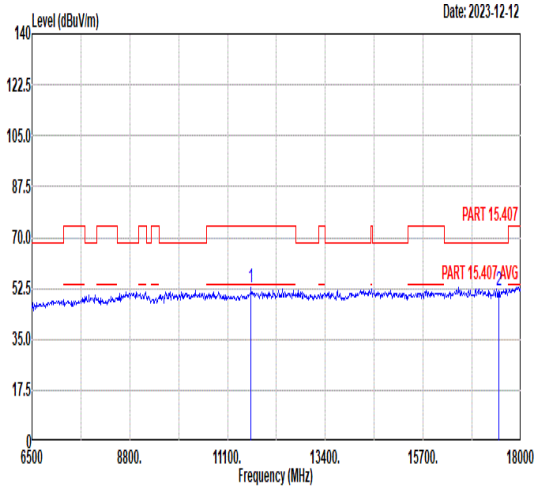 Freq Level Limit Line Margin Read Level Ant Factor Cable Loss Preamp Factor APos TPos Remark MHz dBuV/m dBuV/m dB dBuV dB/m dB dB cm deg 1 11650.00 52.79 74.00 -21.21 48.55 39.92 14.93 50.61 -- -- Peak 2 17475.00 51.94 68.30 -16.36 44.17 42.31 17.63 52.17 -- -- Peak	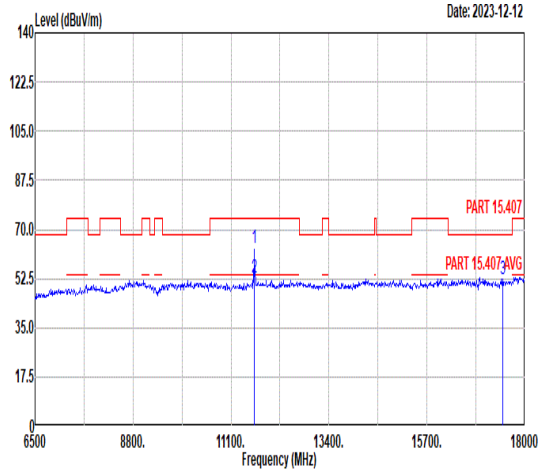 Freq Level Limit Line Margin Read Level Ant Factor Cable Loss Preamp Factor APos TPos Remark MHz dBuV/m dBuV/m dB dBuV dB/m dB dB cm deg 1 11650.00 63.33 74.00 -10.67 59.09 39.92 14.93 50.61 235 341 Peak 2 11650.00 52.73 54.00 -1.27 48.49 39.92 14.93 50.61 235 341 Average 3 17475.00 52.35 68.30 -15.95 44.58 42.31 17.63 52.17 -- -- Peak

Mode	36	
	Band Edge	
	U-NII-3_5.725-5.85_802.11ax HE20_CH149_Full RU_5745MHz	
ANT	CDD 1+2	
Pol.	Horizontal	Fundamental
Peak	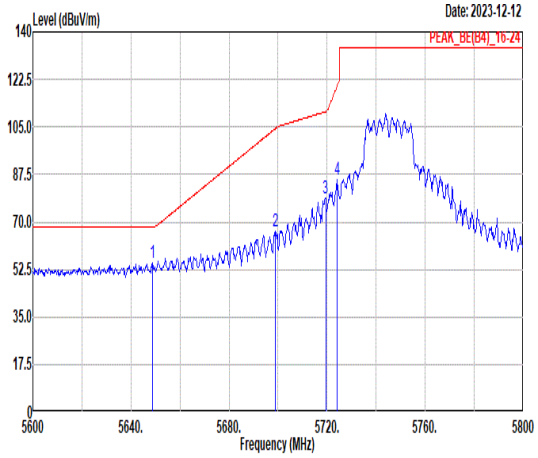 Freq Level Limit Line Margin Read Level Ant Factor Cable Loss Preamp Factor APos TPos Remark MHz dBuV/m dBuV/m dB dBuV dB/m dB dB cm deg 1 5648.80 54.92 68.30 -13.38 40.55 35.01 11.69 32.33 100 351 Peak 2 5699.00 66.34 104.47 -38.13 51.96 35.08 11.67 32.37 100 351 Peak 3 5719.40 78.72 110.63 -31.91 64.33 35.11 11.66 32.38 100 351 Peak 4 5724.00 85.51 119.92 -34.41 71.14 35.11 11.65 32.39 100 351 Peak	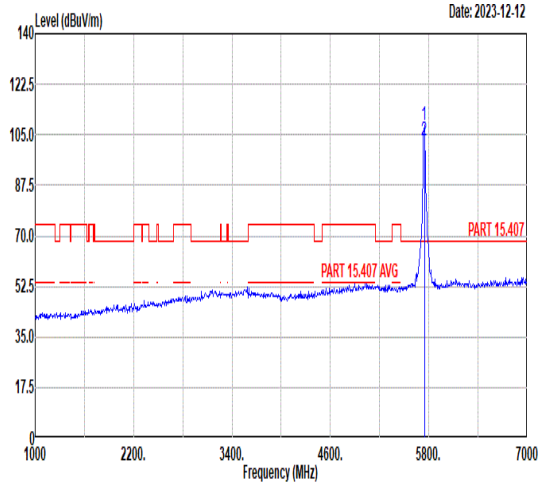 Freq Level Limit Line Margin Read Level Ant Factor Cable Loss Preamp Factor APos TPos Remark MHz dBuV/m dBuV/m dB dBuV dB/m dB dB cm deg 1 5745.00 108.48 ------ ------ 94.10 35.14 11.64 32.40 100 351 Peak 2 5745.00 102.99 ------ ------ 88.61 35.14 11.64 32.40 100 351 Average

Mode	36	
	Band Edge	
	U-NII-3_5.725-5.85_802.11ax HE20_CH149_Full RU_5745MHz	
ANT	CDD 1+2	
Pol.	Vertical	Fundamental
Peak	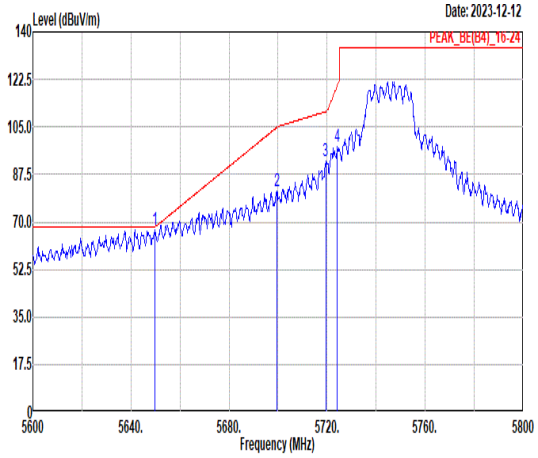 Freq Level Limit Line Margin Read Level Ant Factor Cable Loss Preamp Factor APos TPos Remark MHz dBuV/m dBuV/m dB dBuV dB/m dB dB cm deg 1 5649.80 67.28 68.30 -1.02 52.91 35.01 11.69 32.33 199 262 Peak 2 5699.40 81.55 104.76 -23.21 67.17 35.08 11.67 32.37 199 262 Peak 3 5719.40 92.52 110.63 -18.11 78.13 35.11 11.66 32.38 199 262 Peak 4 5724.20 97.51 120.38 -22.87 83.14 35.11 11.65 32.39 199 262 Peak	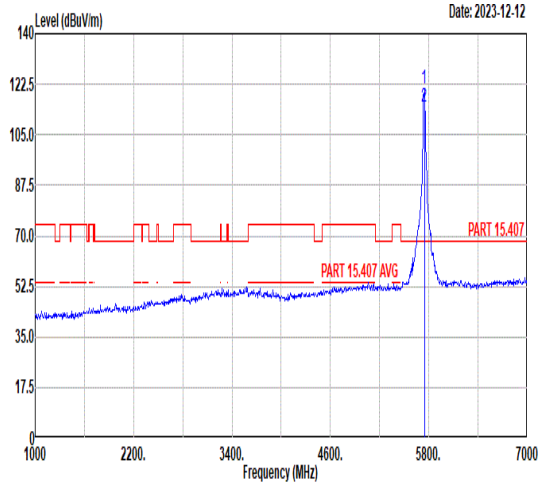 Freq Level Limit Line Margin Read Level Ant Factor Cable Loss Preamp Factor APos TPos Remark MHz dBuV/m dBuV/m dB dBuV dB/m dB dB cm deg 1 5745.00 120.75 ------ ------ 106.37 35.14 11.64 32.40 199 262 Peak 2 5745.00 114.84 ------ ------ 100.46 35.14 11.64 32.40 199 262 Average

Mode	36	
	Harmonic	
	U-NII-3_5.725-5.85_802.11ax HE20_CH149_Full RU_5745MHz	
ANT	CDD 1+2	
Pol.	Horizontal	Vertical
Peak Avg	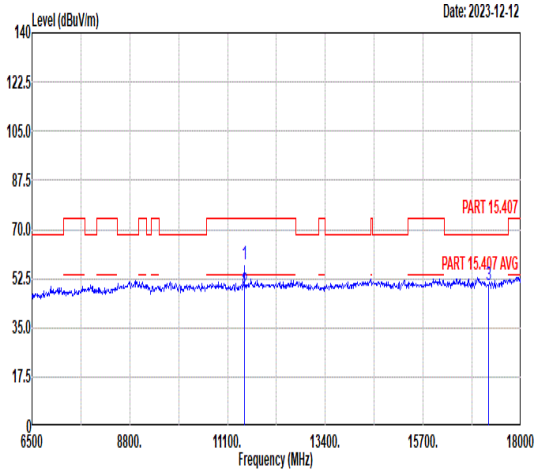 Freq Level Limit Line Margin Read Level Ant Factor Cable Loss Preamp Factor APos TPos Remark MHz dBuV/m dBuV/m dB dBuV dB/m dB dB cm deg 1 11490.00 57.60 74.00 -16.40 53.68 39.79 14.83 50.70 100 45 Peak 2 11490.00 48.03 54.00 -5.97 44.11 39.79 14.83 50.70 100 45 Average 3 17235.00 50.30 68.30 -18.00 42.25 42.41 17.57 51.93 -- -- Peak	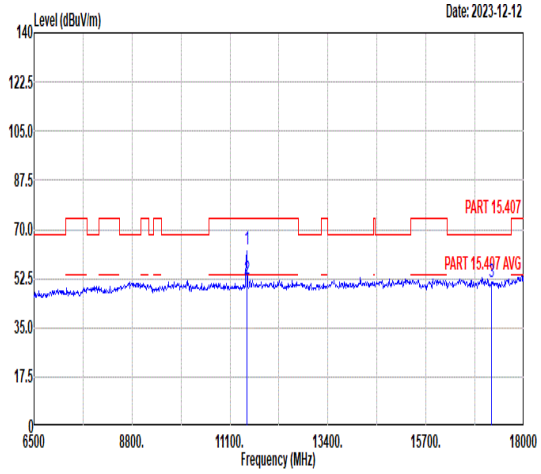 Freq Level Limit Line Margin Read Level Ant Factor Cable Loss Preamp Factor APos TPos Remark MHz dBuV/m dBuV/m dB dBuV dB/m dB dB cm deg 1 11490.00 62.77 74.00 -11.23 58.85 39.79 14.83 50.70 100 341 Peak 2 11490.00 52.43 54.00 -1.57 48.51 39.79 14.83 50.70 100 341 Average 3 17235.00 51.14 68.30 -17.16 43.09 42.41 17.57 51.93 -- -- Peak

Mode	37	
	Harmonic	
	U-NII-3_5.725-5.85_802.11ax HE20_CH157_Full RU_5785MHz	
ANT	CDD 1+2	
Pol.	Horizontal	Vertical
Peak Avg	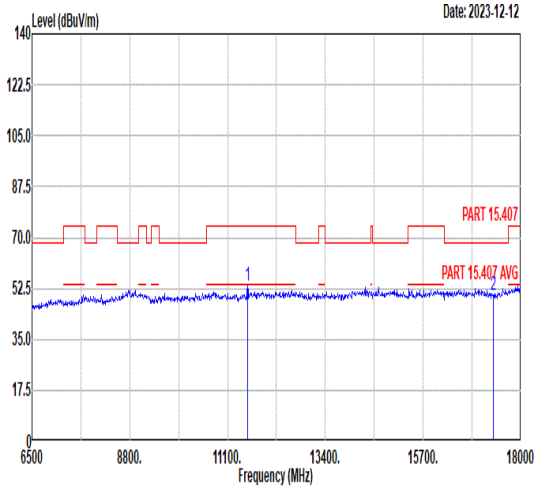 Freq Level Limit Line Margin Read Level Ant Factor Cable Loss Preamp Factor APos TPos Remark MHz dBuV/m dBuV/m dB dBuV dB/m dB dB cm deg 1 11570.00 53.31 74.00 -20.69 49.23 39.86 14.88 50.66 -- -- Peak 2 17355.00 50.39 68.30 -17.91 42.48 42.36 17.60 52.05 -- -- Peak	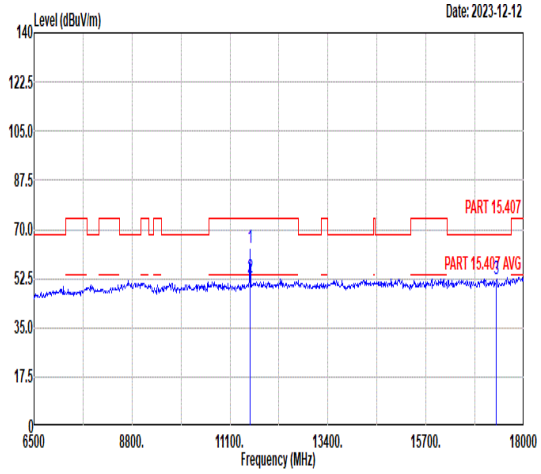 Freq Level Limit Line Margin Read Level Ant Factor Cable Loss Preamp Factor APos TPos Remark MHz dBuV/m dBuV/m dB dBuV dB/m dB dB cm deg 1 11570.00 63.33 74.00 -10.67 59.25 39.86 14.88 50.66 128 341 Peak 2 11570.00 53.04 54.00 -0.96 48.96 39.86 14.88 50.66 128 341 Average 3 17355.00 52.40 68.30 -15.90 44.49 42.36 17.60 52.05 -- -- Peak

Mode	38	
	Band Edge	
	U-NII-3_5.725-5.85_802.11ax HE20_CH165_Full RU_5825MHz	
ANT	CDD 1+2	
Pol.	Horizontal	Fundamental
Peak	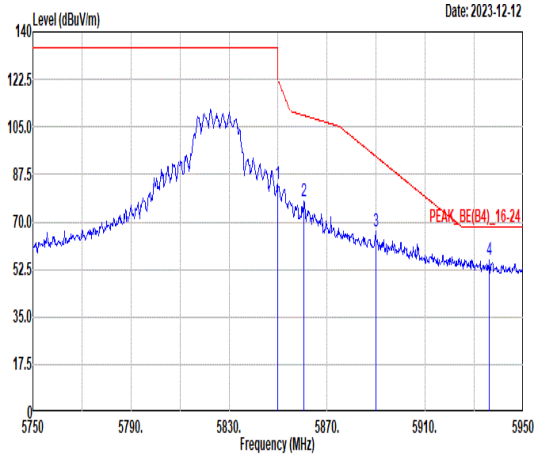 Freq Level Limit Line Margin Read Level Ant Factor Cable Loss Preamp Factor APos TPos Remark MHz dBuV/m dBuV/m dB dBuV dB/m dB dB cm deg 1 5850.00 83.93 122.20 -38.27 69.59 35.29 11.53 32.48 167 0 Peak 2 5860.60 77.59 109.23 -31.64 63.27 35.30 11.51 32.49 167 0 Peak 3 5889.80 66.82 94.22 -27.40 52.53 35.35 11.46 32.52 167 0 Peak 4 5936.20 56.01 68.30 -12.29 41.77 35.41 11.38 32.55 167 0 Peak	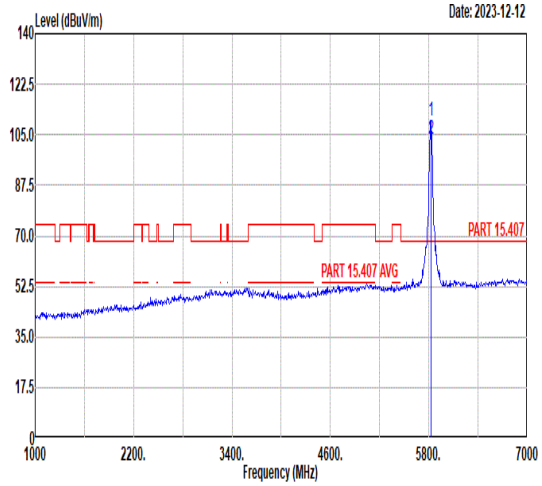 Freq Level Limit Line Margin Read Level Ant Factor Cable Loss Preamp Factor APos TPos Remark MHz dBuV/m dBuV/m dB dBuV dB/m dB dB cm deg 1 5825.00 110.08 ------ ------ 95.71 35.26 11.57 32.46 167 0 Peak 2 5825.00 103.50 ------ ------ 89.13 35.26 11.57 32.46 167 0 Average

Mode	38	
	Band Edge	
	U-NII-3_5.725-5.85_802.11ax HE20_CH165_Full RU_5825MHz	
ANT	CDD 1+2	
Pol.	Vertical	Fundamental
Peak	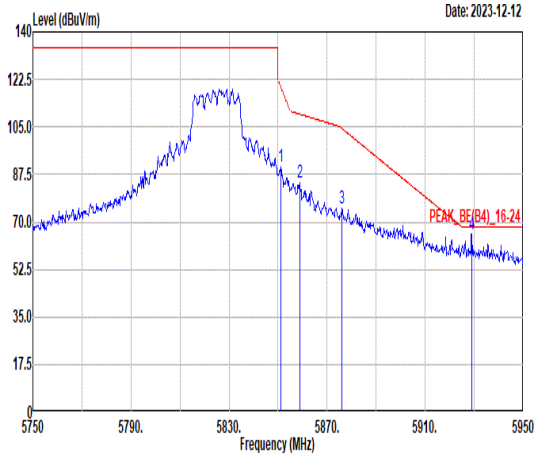 Freq Level Limit Line Margin Read Level Ant Factor Cable Loss Preamp Factor APos TPos Remark MHz dBuV/m dBuV/m dB dBuV dB/m dB dB cm deg 1 5851.20 90.57 119.46 -28.89 76.23 35.29 11.53 32.48 100 246 Peak 2 5858.80 84.54 109.73 -25.19 70.21 35.30 11.52 32.49 100 246 Peak 3 5876.00 74.90 104.46 -29.56 60.58 35.33 11.49 32.50 100 246 Peak 4 5929.00 65.42 68.30 -2.88 51.17 35.40 11.40 32.55 100 246 Peak	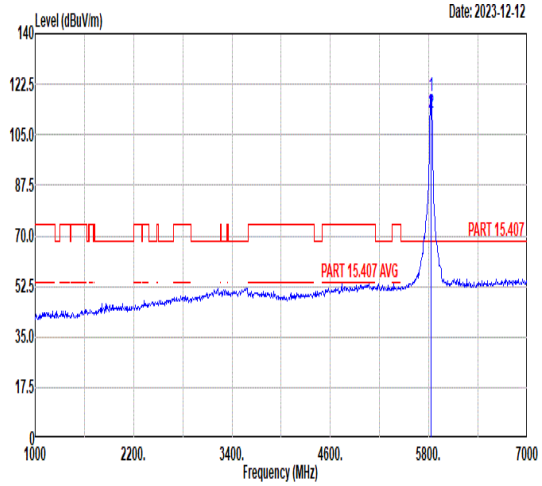 Freq Level Limit Line Margin Read Level Ant Factor Cable Loss Preamp Factor APos TPos Remark MHz dBuV/m dBuV/m dB dBuV dB/m dB dB cm deg 1 5825.00 118.58 ------ ------ 104.21 35.26 11.57 32.46 100 246 Peak 2 5825.00 112.50 ------ ------ 98.13 35.26 11.57 32.46 100 246 Average

Mode	38	
	Harmonic	
	U-NII-3_5.725-5.85_802.11ax HE20_CH165_Full RU_5825MHz	
ANT	CDD 1+2	
Pol.	Horizontal	Vertical
Peak Avg	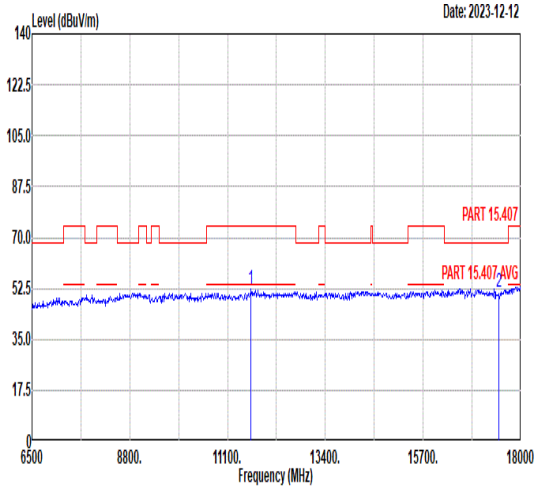 Freq Level Limit Line Margin Read Level Ant Factor Cable Loss Preamp Factor APos TPos Remark MHz dBuV/m dBuV/m dB dBuV dB/m dB dB cm deg 1 11650.00 52.34 74.00 -21.66 48.10 39.92 14.93 50.61 -- -- Peak 2 17475.00 51.43 68.30 -16.87 43.66 42.31 17.63 52.17 -- -- Peak	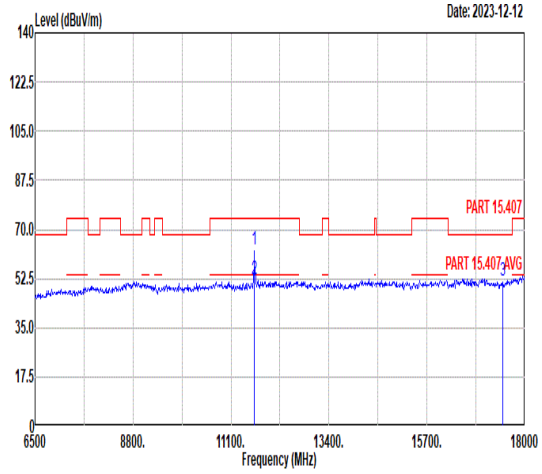 Freq Level Limit Line Margin Read Level Ant Factor Cable Loss Preamp Factor APos TPos Remark MHz dBuV/m dBuV/m dB dBuV dB/m dB dB cm deg 1 11650.00 62.68 74.00 -11.32 58.44 39.92 14.93 50.61 224 341 Peak 2 11650.00 52.47 54.00 -1.53 48.23 39.92 14.93 50.61 224 341 Average 3 17475.00 51.64 68.30 -16.66 43.87 42.31 17.63 52.17 -- -- Peak

Mode	39	
	Band Edge - L	
	U-NII-3_5.725-5.85_802.11ax HE40_CH151_Full RU_5755MHz	
ANT	CDD 1+2	
Pol.	Horizontal	Fundamental
Peak	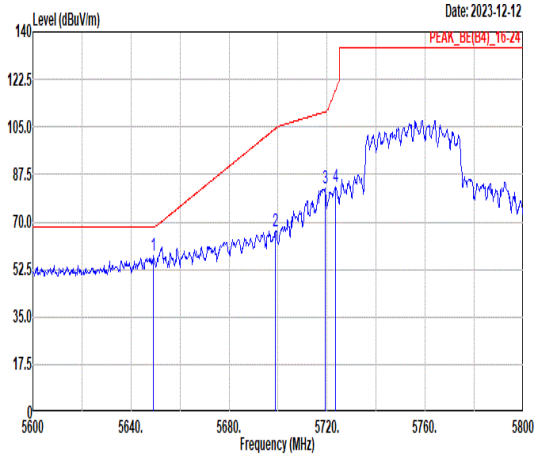 Freq Level Limit Line Margin Read Level Ant Factor Cable Loss Preamp Factor APos TPos Remark MHz dBuV/m dBuV/m dB dBuV dB/m dB dB cm deg 1 5649.00 57.84 68.30 -10.46 43.47 35.01 11.69 32.33 188 0 Peak 2 5699.00 66.83 104.47 -37.64 52.45 35.08 11.67 32.37 188 0 Peak 3 5719.20 82.49 110.58 -28.09 68.10 35.11 11.66 32.38 188 0 Peak 4 5723.40 82.71 118.55 -35.84 68.33 35.11 11.65 32.38 188 0 Peak	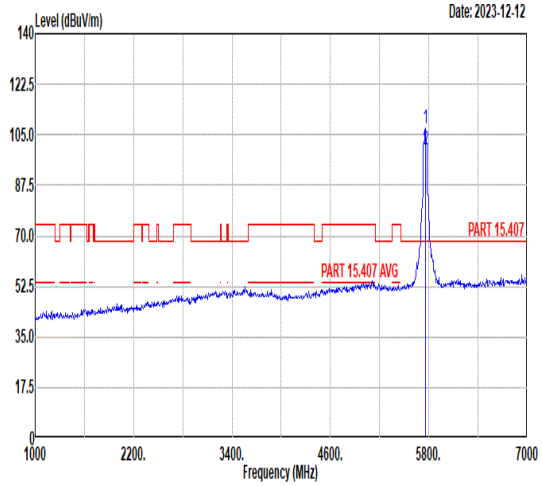 Freq Level Limit Line Margin Read Level Ant Factor Cable Loss Preamp Factor APos TPos Remark MHz dBuV/m dBuV/m dB dBuV dB/m dB dB cm deg 1 5755.00 107.24 ------ ------ 92.85 35.16 11.64 32.41 188 0 Peak 2 5755.00 99.75 ------ ------ 85.36 35.16 11.64 32.41 188 0 Average

Mode	39	
	Band Edge - R	
	U-NII-3_5.725-5.85_802.11ax HE40_CH151_Full RU_5755MHz	
ANT	CDD 1+2	
Pol.	Horizontal	Fundamental
Peak	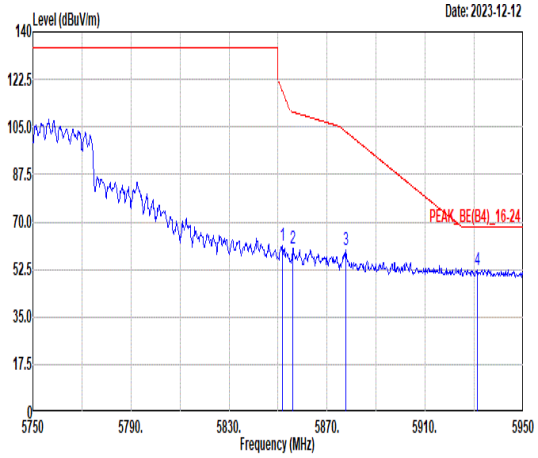 Freq Level Limit Line Margin Read Level Ant Factor Cable Loss Preamp Factor APos TPos Remark MHz dBuV/m dBuV/m dB dBuV dB/m dB dB cm deg 1 5851.80 61.32 118.10 -56.78 46.99 35.29 11.53 32.49 188 0 Peak 2 5856.00 60.37 110.52 -50.15 46.04 35.30 11.52 32.49 188 0 Peak 3 5877.60 59.50 103.27 -43.77 45.20 35.33 11.48 32.51 188 0 Peak 4 5931.20 52.32 68.30 -15.98 38.08 35.40 11.39 32.55 188 0 Peak	Blank

Mode	39	
	Band Edge - L	
	U-NII-3_5.725-5.85_802.11ax HE40_CH151_Full RU_5755MHz	
ANT	CDD 1+2	
Pol.	Vertical	Fundamental
Peak	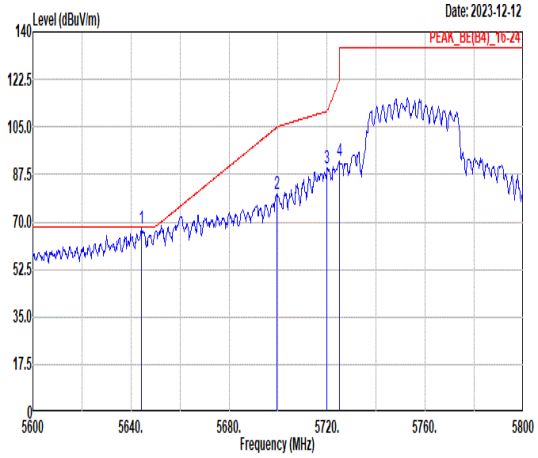 Freq Level Limit Line Margin Read Level Ant Factor Cable Loss Preamp Factor APos TPos Remark MHz dBuV/m dBuV/m dB dBuV dB/m dB dB cm deg 1 5644.40 67.46 68.30 -0.84 53.09 35.00 11.69 32.32 100 323 Peak 2 5699.60 80.30 104.91 -24.61 65.93 35.08 11.66 32.37 100 323 Peak 3 5720.00 89.64 110.80 -21.16 75.25 35.11 11.66 32.38 100 323 Peak 4 5725.00 92.43 122.20 -29.77 78.06 35.11 11.65 32.39 100 323 Peak	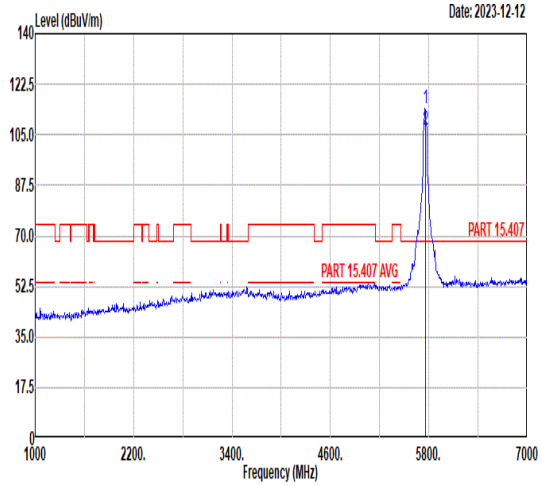 Freq Level Limit Line Margin Read Level Ant Factor Cable Loss Preamp Factor APos TPos Remark MHz dBuV/m dBuV/m dB dBuV dB/m dB dB cm deg 1 5755.00 113.87 ------ ------ 99.48 35.16 11.64 32.41 100 323 Peak 2 5755.00 106.61 ------ ------ 92.22 35.16 11.64 32.41 100 323 Average

Mode	39	
	Band Edge - R	
	U-NII-3_5.725-5.85_802.11ax HE40_CH151_Full RU_5755MHz	
ANT	CDD 1+2	
Pol.	Vertical	Fundamental
Peak	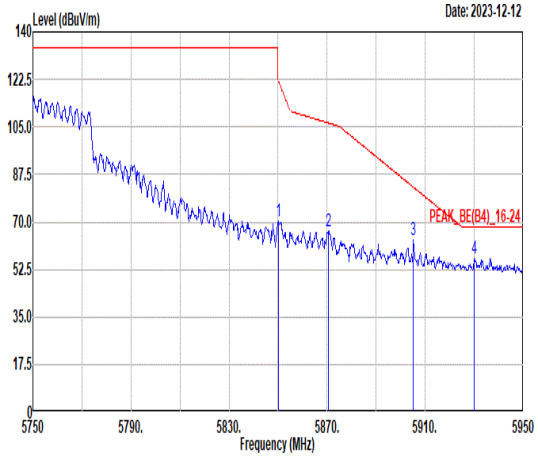 Freq Level Limit Line Margin Read Level Ant Factor Cable Loss Preamp Factor APos TPos Remark MHz dBuV/m dBuV/m dB dBuV dB/m dB dB cm deg 1 5850.20 70.12 121.74 -51.62 55.78 35.29 11.53 32.48 100 323 Peak 2 5870.60 66.57 106.43 -39.86 52.25 35.32 11.50 32.50 100 323 Peak 3 5905.20 63.60 82.81 -19.21 49.32 35.37 11.44 32.53 100 323 Peak 4 5930.00 56.37 68.30 -11.93 42.13 35.40 11.39 32.55 100 323 Peak	Blank

Mode	39	
	Harmonic	
	U-NII-3_5.725-5.85_802.11ax HE40_CH151_Full RU_5755MHz	
ANT	CDD 1+2	
Pol.	Horizontal	Vertical
Peak Avg	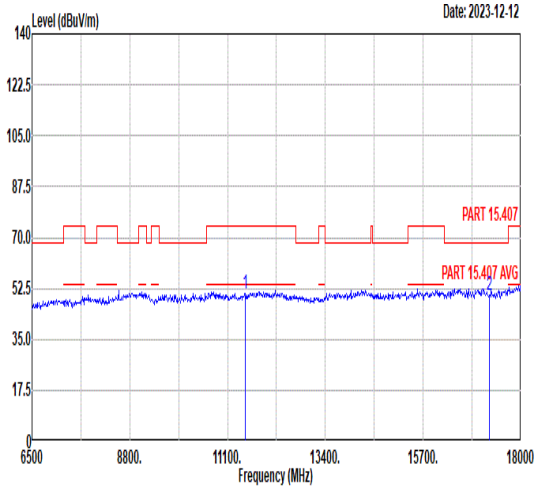 Freq Level Limit Line Margin Read Level Ant Factor Cable Loss Preamp Factor APos TPos Remark MHz dBuV/m dBuV/m dB dBuV dB/m dB dB cm deg 1 11510.00 50.88 74.00 -23.12 46.92 39.81 14.85 50.70 -- -- Peak 2 17265.00 50.39 68.30 -17.91 42.38 42.39 17.58 51.96 -- -- Peak	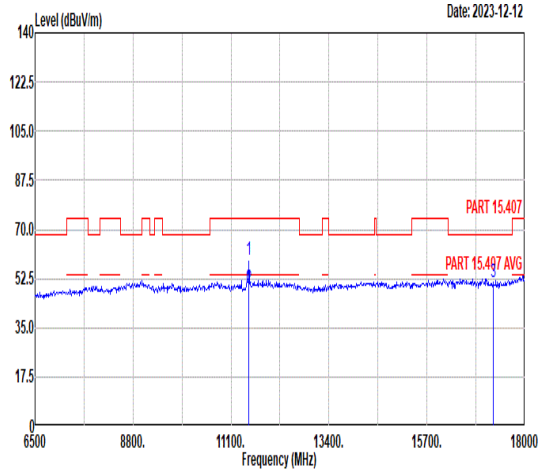 Freq Level Limit Line Margin Read Level Ant Factor Cable Loss Preamp Factor APos TPos Remark MHz dBuV/m dBuV/m dB dBuV dB/m dB dB cm deg 1 11510.00 58.99 74.00 -15.01 55.03 39.81 14.85 50.70 100 341 Peak 2 11510.00 49.01 54.00 -4.99 45.05 39.81 14.85 50.70 100 341 Average 3 17265.00 51.03 68.30 -17.27 43.02 42.39 17.58 51.96 -- -- Peak

Mode	40	
	Band Edge - L	
	U-NII-3_5.725-5.85_802.11ax HE40_CH159_Full RU_5795MHz	
ANT	CDD 1+2	
Pol.	Horizontal	Fundamental
Peak	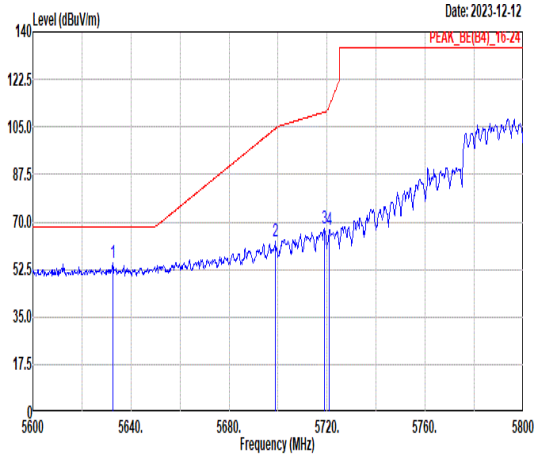 Freq Level Limit Line Margin Read Level Ant Factor Cable Loss Preamp Factor APos TPos Remark MHz dBuV/m dBuV/m dB dBuV dB/m dB dB cm deg 1 5632.60 54.78 68.30 -13.52 40.40 34.99 11.70 32.31 100 0 Peak 2 5699.00 63.07 104.47 -41.40 48.69 35.08 11.67 32.37 100 0 Peak 3 5719.00 67.62 110.52 -42.90 53.23 35.11 11.66 32.38 100 0 Peak 4 5721.00 67.21 113.08 -45.87 52.82 35.11 11.66 32.38 100 0 Peak	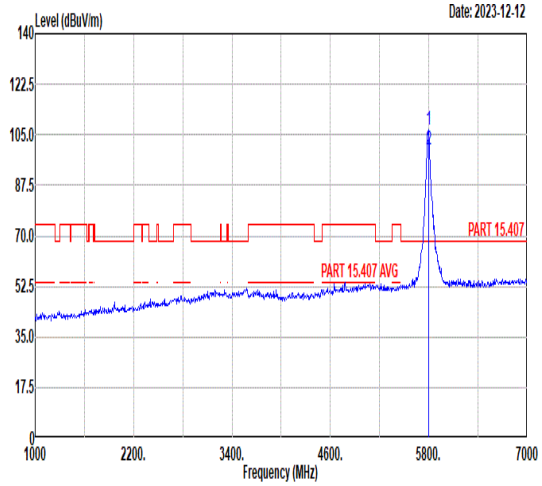 Freq Level Limit Line Margin Read Level Ant Factor Cable Loss Preamp Factor APos TPos Remark MHz dBuV/m dBuV/m dB dBuV dB/m dB dB cm deg 1 5795.00 106.70 ------ ------ 92.31 35.21 11.62 32.44 100 0 Peak 2 5795.00 99.71 ------ ------ 85.32 35.21 11.62 32.44 100 0 Average

Mode	40	
	Band Edge - R	
	U-NII-3_5.725-5.85_802.11ax HE40_CH159_Full RU_5795MHz	
ANT	CDD 1+2	
Pol.	Horizontal	Fundamental
Peak	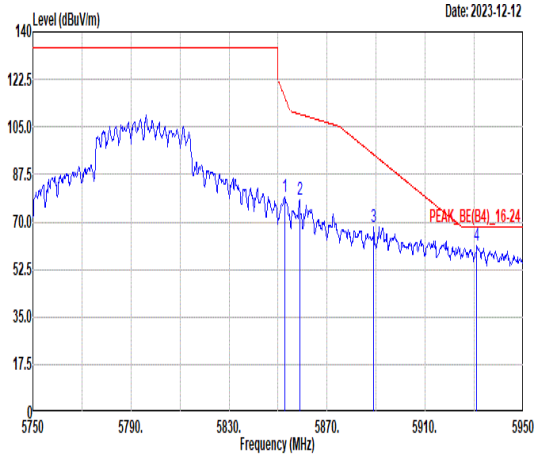 Freq Level Limit Line Margin Read Level Ant Factor Cable Loss Preamp Factor APos TPos Remark MHz dBuV/m dBuV/m dB dBuV dB/m dB dB cm deg 1 5852.80 79.02 115.82 -36.80 64.69 35.29 11.53 32.49 100 0 Peak 2 5858.80 78.22 109.73 -31.51 63.89 35.30 11.52 32.49 100 0 Peak 3 5889.00 68.32 94.81 -26.49 54.03 35.34 11.46 32.51 100 0 Peak 4 5931.00 61.10 68.30 -7.20 46.86 35.40 11.39 32.55 100 0 Peak	Blank

Mode	40	
	Band Edge - L	
	U-NII-3_5.725-5.85_802.11ax HE40_CH159_Full RU_5795MHz	
ANT	CDD 1+2	
Pol.	Vertical	Fundamental
Peak	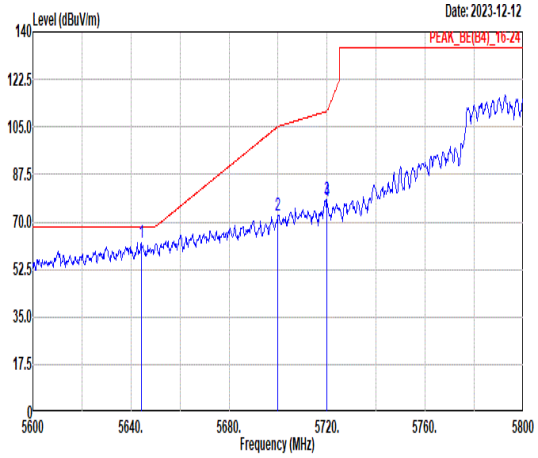	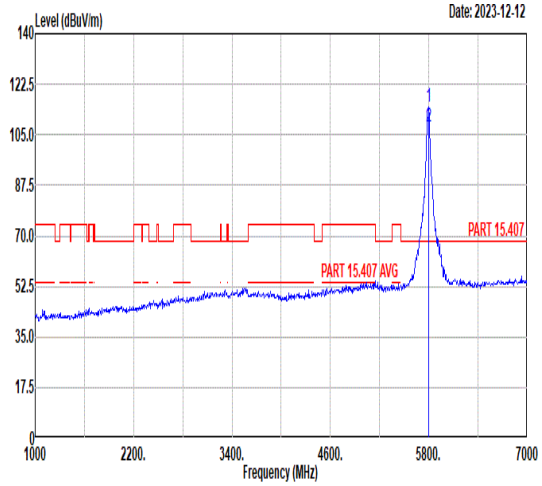

	Freq	Level	Limit Line	Margin	Read Level	Ant Factor	Cable Loss	Preamp Factor	APos	TPos	Remark
	MHz	dBuV/m	dBuV/m	dB	dBuV	dB/m	dB	dB	cm	deg	
1	5644.20	62.52	68.30	-5.78	48.15	35.00	11.69	32.32	100	275	Peak
2	5700.00	72.43	105.20	-32.77	58.06	35.08	11.66	32.37	100	275	Peak
3	5719.80	78.05	110.74	-32.69	63.66	35.11	11.66	32.38	100	275	Peak
4	5720.00	77.48	110.80	-33.32	63.09	35.11	11.66	32.38	100	275	Peak

	Freq	Level	Limit Line	Margin	Read Level	Ant Factor	Cable Loss	Preamp Factor	APos	TPos	Remark
	MHz	dBuV/m	dBuV/m	dB	dBuV	dB/m	dB	dB	cm	deg	
1	5795.00	114.88	------	------	100.49	35.21	11.62	32.44	100	275	Peak
2	5795.00	107.73	------	------	93.34	35.21	11.62	32.44	100	275	Average

Mode	40	
	Band Edge - R	
	U-NII-3_5.725-5.85_802.11ax HE40_CH159_Full RU_5795MHz	
ANT	CDD 1+2	
Pol.	Vertical	Fundamental
Peak	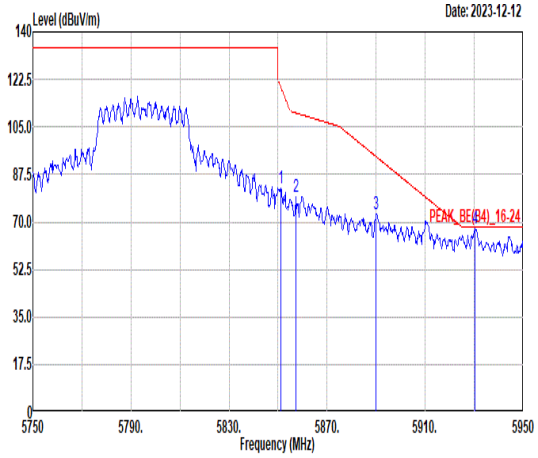 Freq Level Limit Line Margin Read Level Ant Factor Cable Loss Preamp Factor APos TPos Remark MHz dBuV/m dBuV/m dB dBuV dB/m dB dB cm deg 1 5851.00 82.50 119.92 -37.42 68.16 35.29 11.53 32.48 100 275 Peak 2 5857.40 79.50 110.13 -30.63 65.17 35.30 11.52 32.49 100 275 Peak 3 5890.00 73.17 94.07 -20.90 58.88 35.35 11.46 32.52 100 275 Peak 4 5930.20 67.48 68.30 -0.82 53.24 35.40 11.39 32.55 100 275 Peak	Blank

Mode	40	
	Harmonic	
	U-NII-3_5.725-5.85_802.11ax HE40_CH159_Full RU_5795MHz	
ANT	CDD 1+2	
Pol.	Horizontal	Vertical
Peak Avg	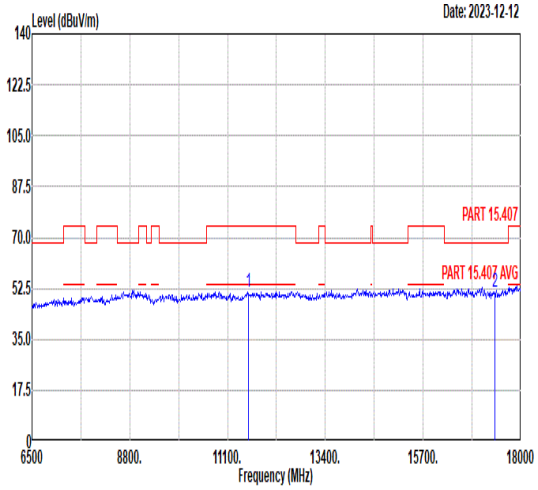 Freq Level Limit Line Margin Read Level Ant Factor Cable Loss Preamp Factor APos TPos Remark MHz dBuV/m dBuV/m dB dBuV dB/m dB dB cm deg 1 11590.00 51.11 74.00 -22.89 47.00 39.87 14.89 50.65 -- -- Peak 2 17385.00 51.13 68.30 -17.17 43.25 42.35 17.61 52.08 -- -- Peak	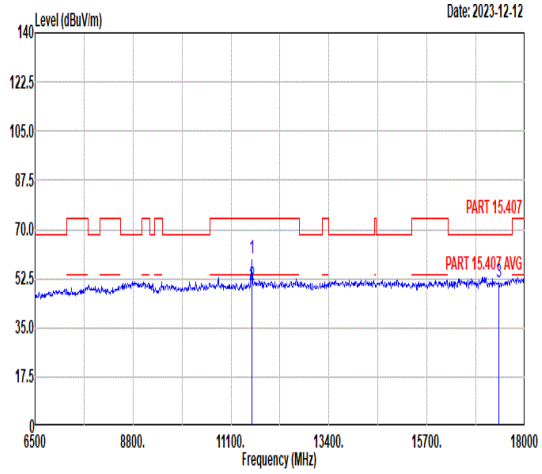 Freq Level Limit Line Margin Read Level Ant Factor Cable Loss Preamp Factor APos TPos Remark MHz dBuV/m dBuV/m dB dBuV dB/m dB dB cm deg 1 11590.00 59.53 74.00 -14.47 55.42 39.87 14.89 50.65 100 341 Peak 2 11590.00 49.97 54.00 -4.03 45.86 39.87 14.89 50.65 100 341 Average 3 17385.00 51.01 68.30 -17.29 43.13 42.35 17.61 52.08 -- -- Peak

Mode	41
	Band Edge - L
	U-NII-3_5.725-5.85_802.11ax HE80_CH155_Full RU_5775MHz
ANT	CDD 1+2
Pol.	Horizontal
Peak	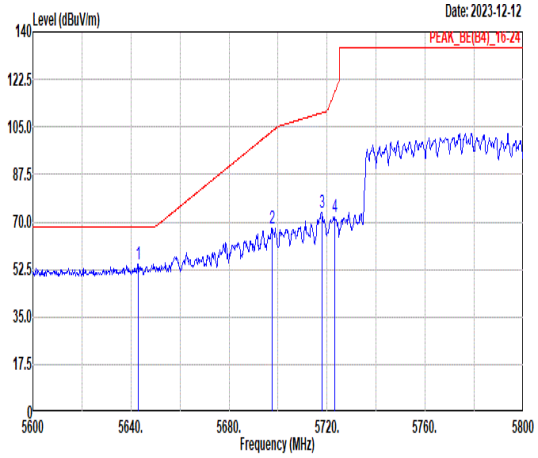

	Freq	Level	Limit Line	Margin	Read Level	Ant Factor	Cable Loss	Preamp Factor	APos	TPos	Remark
	MHz	dBuV/m	dBuV/m	dB	dBuV	dB/m	dB	dB	cm	deg	
1	5643.00	54.38	68.30	-13.92	40.01	35.00	11.69	32.32	178	0	Peak
2	5697.60	67.85	103.44	-35.59	53.46	35.08	11.67	32.36	178	0	Peak
3	5717.80	73.20	110.18	-36.98	58.82	35.10	11.66	32.38	178	0	Peak
4	5723.00	71.97	117.64	-45.67	57.59	35.11	11.65	32.38	178	0	Peak

Pol.	Fundamental
Peak	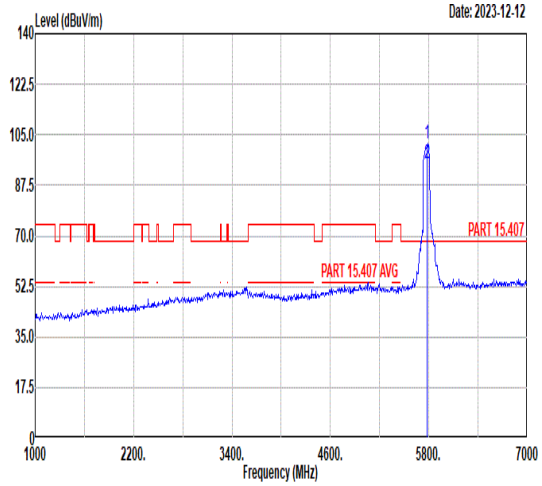

	Freq	Level	Limit Line	Margin	Read Level	Ant Factor	Cable Loss	Preamp Factor	APos	TPos	Remark
	MHz	dBuV/m	dBuV/m	dB	dBuV	dB/m	dB	dB	cm	deg	
1	5775.00	102.09	------	------	87.70	35.19	11.63	32.43	178	0	Peak
2	5775.00	94.91	------	------	80.52	35.19	11.63	32.43	178	0	Average

Mode	41	
	Band Edge - R	
	U-NII-3_5.725-5.85_802.11ax HE80_CH155_Full RU_5775MHz	
ANT	CDD 1+2	
Pol.	Horizontal	Fundamental
Peak	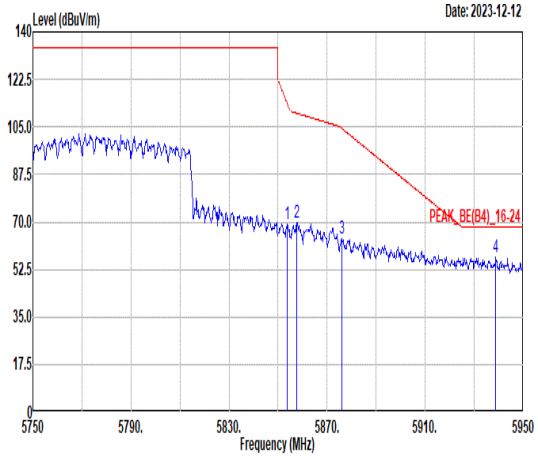 Freq Level Limit Line Margin Read Level Ant Factor Cable Loss Preamp Factor APos TPos Remark MHz dBuV/m dBuV/m dB dBuV dB/m dB dB cm deg 1 5853.80 69.24 113.54 -44.30 54.91 35.30 11.52 32.49 178 0 Peak 2 5857.60 69.68 110.07 -40.39 55.35 35.30 11.52 32.49 178 0 Peak 3 5876.00 63.96 104.46 -40.50 49.64 35.33 11.49 32.50 178 0 Peak 4 5938.80 57.23 68.30 -11.07 42.99 35.41 11.38 32.55 178 0 Peak	Blank

Mode	41	
	Band Edge - L	
	U-NII-3_5.725-5.85_802.11ax HE80_CH155_Full RU_5775MHz	
ANT	CDD 1+2	
Pol.	Vertical	Fundamental
Peak	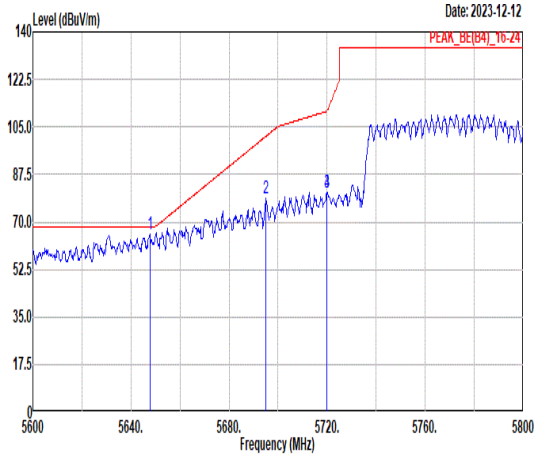	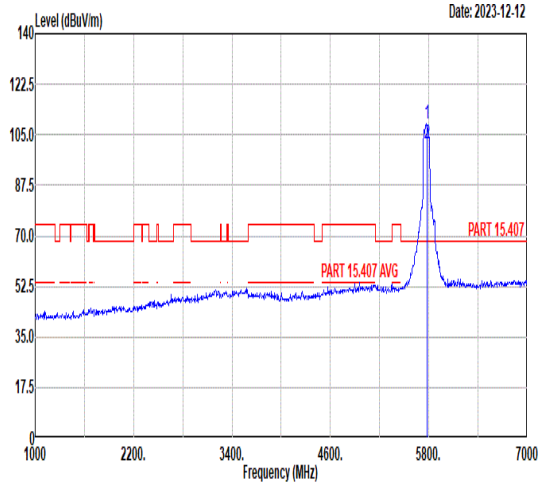

	Freq	Level	Limit Line	Margin	Read Level	Ant Factor	Cable Loss	Preamp Factor	APos	TPos	Remark
	MHz	dBuV/m	dBuV/m	dB	dBuV	dB/m	dB	dB	cm	deg	
1	5647.80	65.59	68.30	-2.71	51.22	35.01	11.69	32.33	100	324	Peak
2	5695.00	78.50	101.52	-23.02	64.12	35.07	11.67	32.36	100	324	Peak
3	5720.00	80.74	110.80	-30.06	66.35	35.11	11.66	32.38	100	324	Peak
4	5720.00	80.74	110.80	-30.06	66.35	35.11	11.66	32.38	100	324	Peak

	Freq	Level	Limit Line	Margin	Read Level	Ant Factor	Cable Loss	Preamp Factor	APos	TPos	Remark
	MHz	dBuV/m	dBuV/m	dB	dBuV	dB/m	dB	dB	cm	deg	
1	5775.00	109.04	------	------	94.65	35.19	11.63	32.43	100	324	Peak
2	5775.00	101.74	------	------	87.35	35.19	11.63	32.43	100	324	Average

Mode	41	
	Band Edge - R	
	U-NII-3_5.725-5.85_802.11ax HE80_CH155_Full RU_5775MHz	
ANT	CDD 1+2	
Pol.	Vertical	Fundamental
Peak	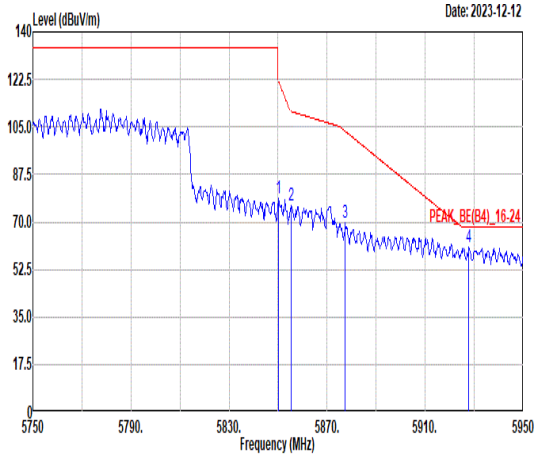 Freq Level Limit Line Margin Read Level Ant Factor Cable Loss Preamp Factor APos TPos Remark MHz dBuV/m dBuV/m dB dBuV dB/m dB dB cm deg 1 5850.20 78.51 121.74 -43.23 64.17 35.29 11.53 32.48 100 324 Peak 2 5855.20 76.06 110.74 -34.68 61.73 35.30 11.52 32.49 100 324 Peak 3 5877.40 69.64 103.42 -33.78 55.34 35.33 11.48 32.51 100 324 Peak 4 5927.80 60.95 68.30 -7.35 46.69 35.40 11.40 32.54 100 324 Peak	Blank

Mode	41	
	Harmonic	
	U-NII-3_5.725-5.85_802.11ax HE80_CH155_Full RU_5775MHz	
ANT	CDD 1+2	
Pol.	Horizontal	Vertical
Peak Avg	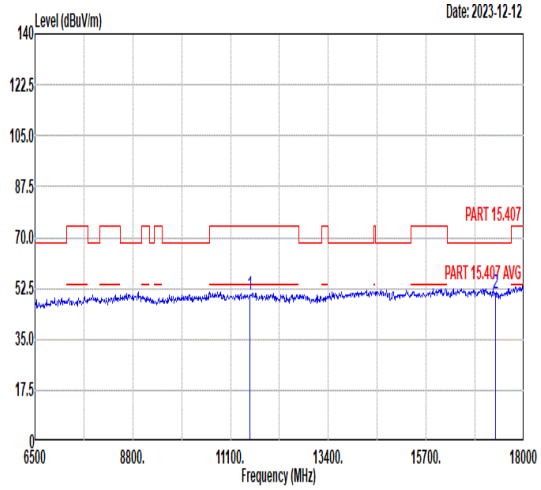 Freq Level Limit Line Margin Read Level Ant Factor Cable Loss Preamp Factor APos TPos Remark MHz dBuV/m dBuV/m dB dBuV dB/m dB dB cm deg 1 11550.00 50.24 74.00 -23.76 46.20 39.84 14.87 50.67 -- -- Peak 2 17325.00 50.65 68.30 -17.65 42.71 42.37 17.59 52.02 -- -- Peak	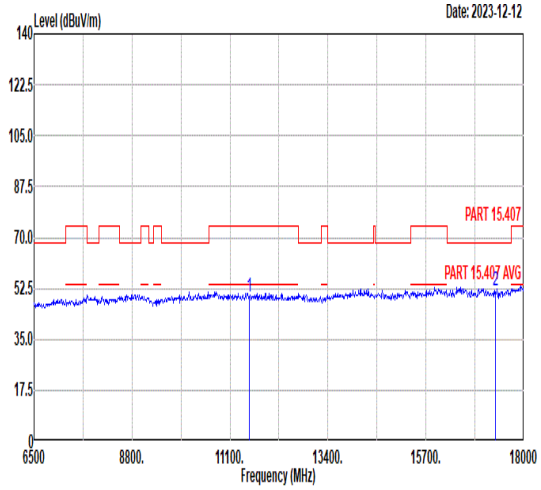 Freq Level Limit Line Margin Read Level Ant Factor Cable Loss Preamp Factor APos TPos Remark MHz dBuV/m dBuV/m dB dBuV dB/m dB dB cm deg 1 11550.00 49.44 74.00 -24.56 45.40 39.84 14.87 50.67 -- -- Peak 2 17325.00 51.61 68.30 -16.69 43.67 42.37 17.59 52.02 -- -- Peak

Mode	42	
	LF	
	U-NII-2C_5.47-5.725_802.11a_CH140_5700MHz	
ANT	CDD 1+2	
Pol.	Horizontal	Vertical
Peak	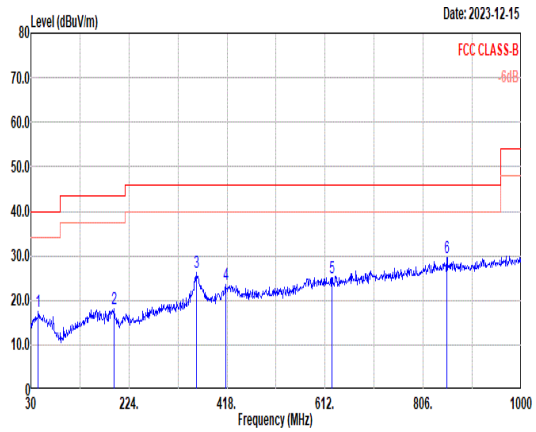 Freq Level Limit Line Margin Read Level Ant Factor Cable Loss Preamp Factor APos TPos Remark MHz dBuV/m dBuV/m dB dBuV dB/m dB dB cm deg 1 44.55 17.59 40.00 -22.41 30.91 16.50 1.38 31.20 -- -- Peak 2 193.93 18.16 43.50 -25.34 31.46 15.32 2.30 30.92 -- -- Peak 3 356.89 26.28 46.00 -19.72 33.45 20.69 2.93 30.79 -- -- Peak 4 415.09 23.64 46.00 -22.36 28.94 22.24 3.16 30.70 -- -- Peak 5 625.58 25.18 46.00 -20.82 27.28 25.05 3.80 30.95 -- -- Peak 6 852.56 29.55 46.00 -16.45 29.68 26.52 4.40 31.05 -- -- Peak	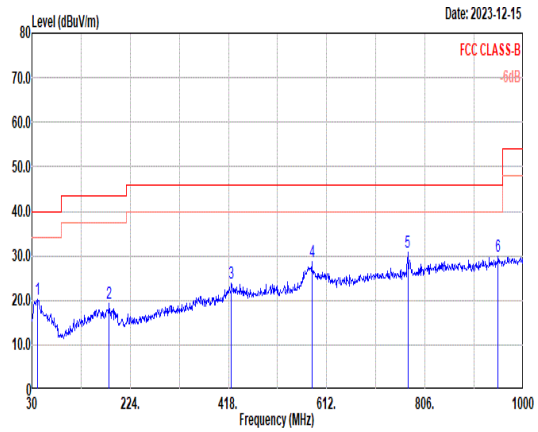 Freq Level Limit Line Margin Read Level Ant Factor Cable Loss Preamp Factor APos TPos Remark MHz dBuV/m dBuV/m dB dBuV dB/m dB dB cm deg 1 40.67 20.13 40.00 -19.87 31.34 18.66 1.33 31.20 -- -- Peak 2 182.29 19.21 43.50 -24.29 32.55 15.28 2.35 30.97 -- -- Peak 3 423.82 23.87 46.00 -22.13 28.94 22.43 3.20 30.70 -- -- Peak 4 582.90 28.53 46.00 -17.47 30.89 24.93 3.71 31.00 -- -- Peak 5 772.05 30.87 46.00 -15.13 31.68 25.99 4.22 31.02 -- -- Peak 6 950.53 29.95 46.00 -16.05 29.20 27.11 4.64 31.00 -- -- Peak

Mode	43	
	LF	
	U-NII-3_5.725-5.85_802.11a_CH149_5745MHz	
ANT	CDD 1+2	
Pol.	Horizontal	Vertical
Peak	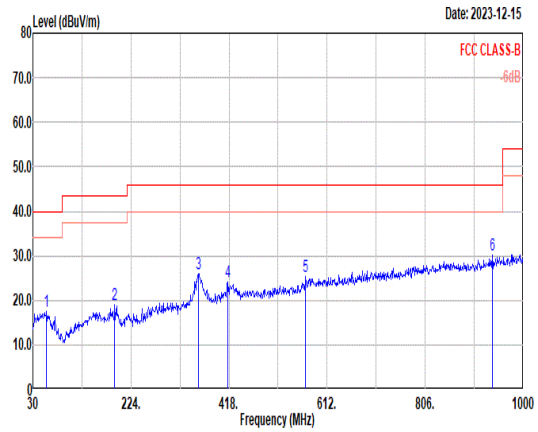	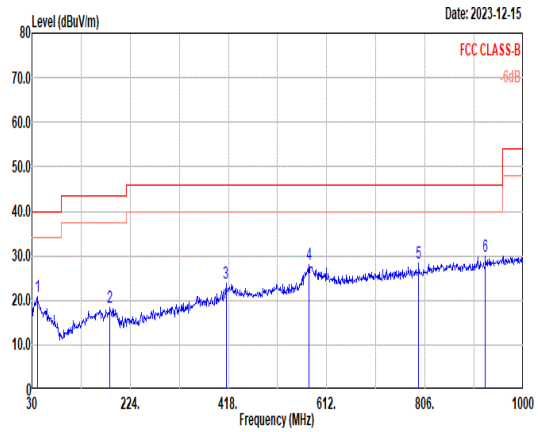

	Freq	Level	Limit Line	Margin	Read Level	Ant Factor	Cable Loss	Preamp Factor	APos	TPos	Remark
	MHz	dBuV/m	dBuV/m	dB	dBuV	dB/m	dB	dB	cm	deg	
1	57.16	17.36	40.00	-22.64	34.02	13.04	1.55	31.25	--	--	Peak
2	191.99	19.02	43.50	-24.48	32.38	15.26	2.31	30.93	--	--	Peak
3	356.89	26.03	46.00	-19.97	33.20	20.69	2.93	30.79	--	--	Peak
4	415.09	24.04	46.00	-21.96	29.34	22.24	3.16	30.70	--	--	Peak
5	569.32	25.23	46.00	-20.77	27.60	24.96	3.67	31.00	--	--	Peak
6	938.89	30.24	46.00	-15.76	29.59	27.04	4.61	31.00	--	--	Peak

	Freq	Level	Limit Line	Margin	Read Level	Ant Factor	Cable Loss	Preamp Factor	APos	TPos	Remark
	MHz	dBuV/m	dBuV/m	dB	dBuV	dB/m	dB	dB	cm	deg	
1	40.67	20.71	40.00	-19.29	31.92	18.66	1.33	31.20	--	--	Peak
2	184.23	18.49	43.50	-25.01	31.85	15.26	2.34	30.96	--	--	Peak
3	413.15	23.80	46.00	-22.20	29.15	22.20	3.15	30.70	--	--	Peak
4	577.08	27.98	46.00	-18.02	30.34	24.95	3.69	31.00	--	--	Peak
5	793.39	28.27	46.00	-17.73	29.04	26.07	4.24	31.08	--	--	Peak
6	925.31	29.92	46.00	-16.08	29.40	26.95	4.57	31.00	--	--	Peak

Note: For all plots below, the over limit line signals are Fundamental signal which can be ignored.

Mode	44	
	Band Edge	
	Co-lcoation_11g_CH01_2412MHz+11a_CH140_5700MHz	
ANT	CDD 1+2	
Pol.	Horizontal	Fundamental
Peak	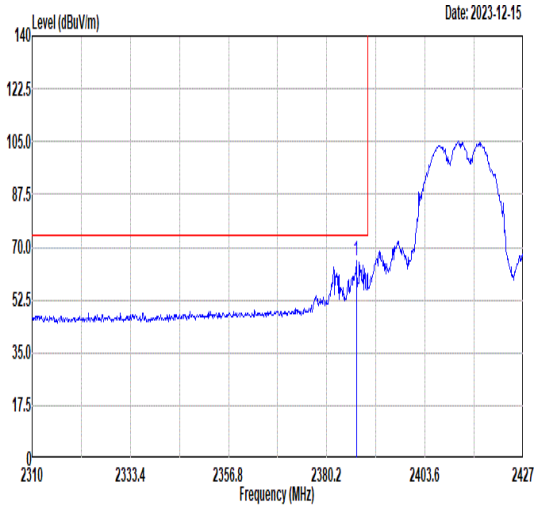 Freq Level Limit Line Margin Read Level Ant Factor Cable Loss Preamp Factor APos TPos Remark MHz dBuV/m dBuV/m dB dBuV dB/m dB dB cm deg 1 2387.22 65.57 74.00 -8.43 57.65 32.25 7.75 32.08 366 281 Peak	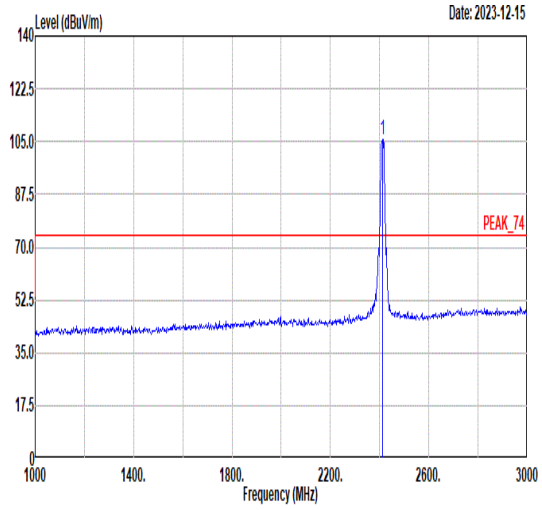 Freq Level Limit Line Margin Read Level Ant Factor Cable Loss Preamp Factor APos TPos Remark MHz dBuV/m dBuV/m dB dBuV dB/m dB dB cm deg 1 2412.00 105.74 ------ ------ 97.70 32.31 7.81 32.08 366 281 Peak
Avg	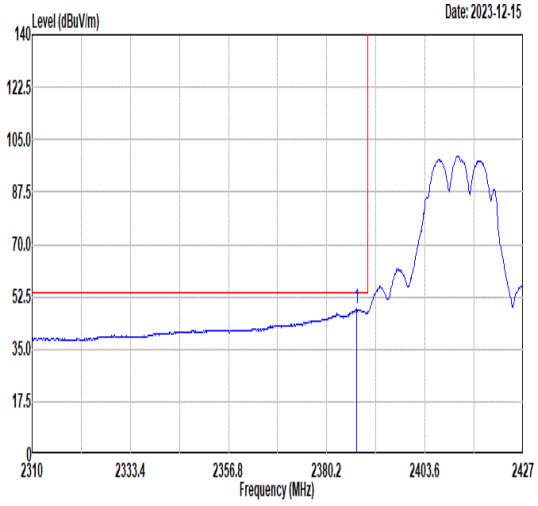 Freq Level Limit Line Margin Read Level Ant Factor Cable Loss Preamp Factor APos TPos Remark MHz dBuV/m dBuV/m dB dBuV dB/m dB dB cm deg 1 2387.34 48.54 54.00 -5.46 40.62 32.25 7.75 32.08 366 281 Average	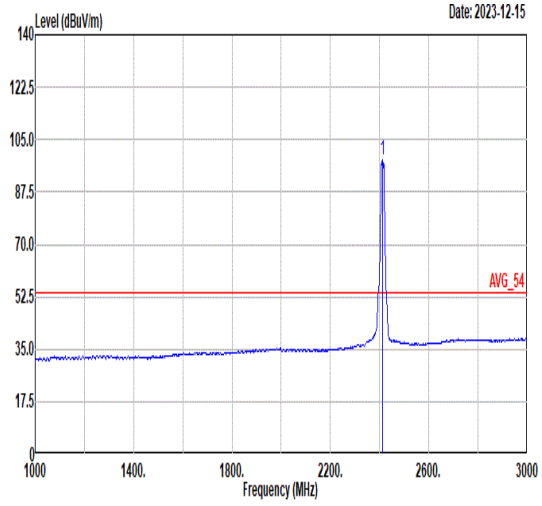 Freq Level Limit Line Margin Read Level Ant Factor Cable Loss Preamp Factor APos TPos Remark MHz dBuV/m dBuV/m dB dBuV dB/m dB dB cm deg 1 2412.00 98.16 ------ ------ 90.12 32.31 7.81 32.08 366 281 Average

Mode	44	
	Band Edge	
	Co-lcoation_11g_CH01_2412MHz+11a_CH140_5700MHz	
ANT	CDD 1+2	
Pol.	Vertical	Fundamental
Peak	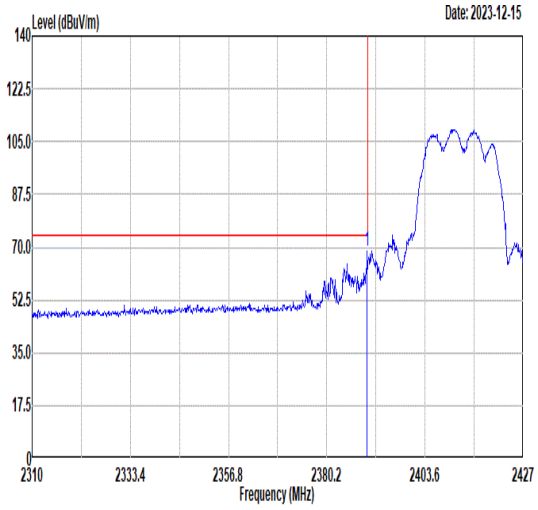 Freq Level Limit Line Margin Read Level Ant Factor Cable Loss Preamp Factor APos TPos Remark MHz dBuV/m dBuV/m dB dBuV dB/m dB dB cm deg 1 2389.79 68.68 74.00 -5.32 60.74 32.26 7.76 32.08 100 175 Peak	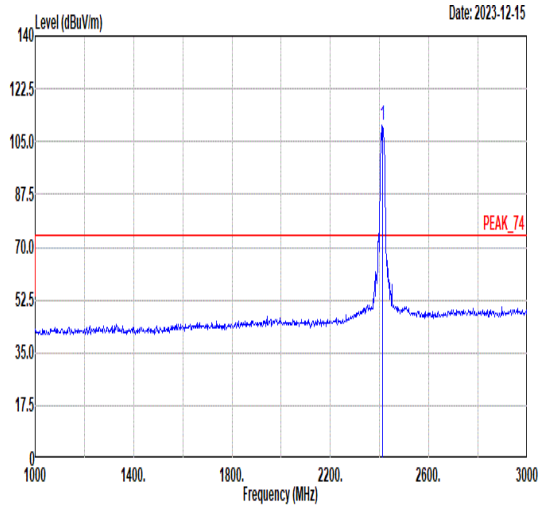 Freq Level Limit Line Margin Read Level Ant Factor Cable Loss Preamp Factor APos TPos Remark MHz dBuV/m dBuV/m dB dBuV dB/m dB dB cm deg 1 2412.00 110.46 ------ ------ 102.42 32.31 7.81 32.08 100 175 Peak
Avg	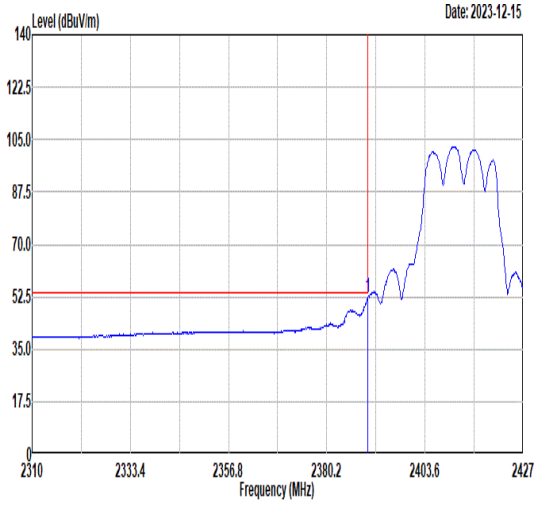 Freq Level Limit Line Margin Read Level Ant Factor Cable Loss Preamp Factor APos TPos Remark MHz dBuV/m dBuV/m dB dBuV dB/m dB dB cm deg 1 2389.91 52.53 54.00 -1.47 44.59 32.26 7.76 32.08 100 175 Average	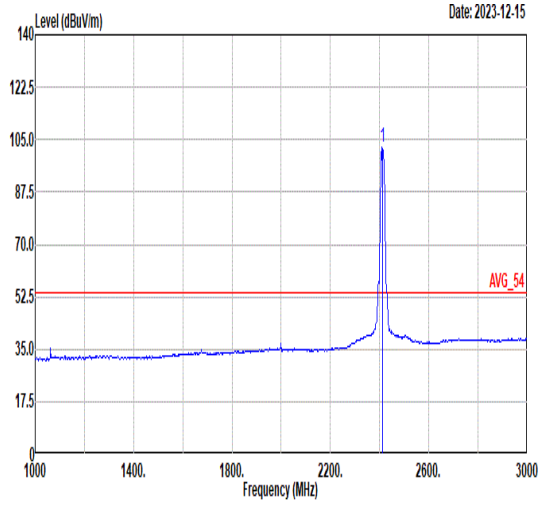 Freq Level Limit Line Margin Read Level Ant Factor Cable Loss Preamp Factor APos TPos Remark MHz dBuV/m dBuV/m dB dBuV dB/m dB dB cm deg 1 2412.00 102.49 ------ ------ 94.45 32.31 7.81 32.08 100 175 Average

Mode	44	
	Band Edge	
	Co-lcoation_11g_CH01_2412MHz+11a_CH140_5700MHz	
ANT	CDD 1+2	
Pol.	Horizontal	Fundamental
Peak	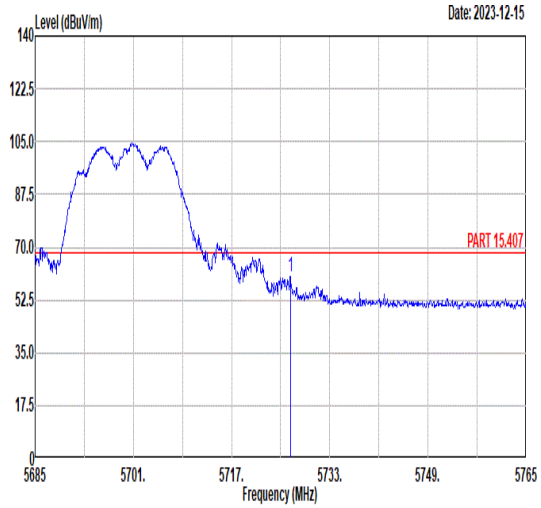 Freq Level Limit Line Margin Read Level Ant Factor Cable Loss Preamp Factor APos TPos Remark MHz dBuV/m dBuV/m dB dBuV dB/m dB dB cm deg 1 5726.60 60.08 68.30 -8.22 45.70 35.12 11.65 32.39 169 355 Peak	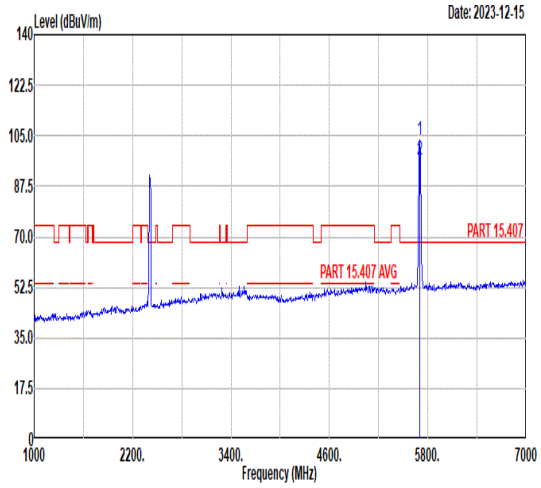 Freq Level Limit Line Margin Read Level Ant Factor Cable Loss Preamp Factor APos TPos Remark MHz dBuV/m dBuV/m dB dBuV dB/m dB dB cm deg 1 5700.00 103.77 ------ ------ 89.40 35.08 11.66 32.37 169 355 Peak 2 5700.00 96.64 ------ ------ 82.27 35.08 11.66 32.37 169 355 Average

Mode	44	
	Band Edge	
	Co-lcoation_11g_CH01_2412MHz+11a_CH140_5700MHz	
ANT	CDD 1+2	
Pol.	Vertical	Fundamental
Peak	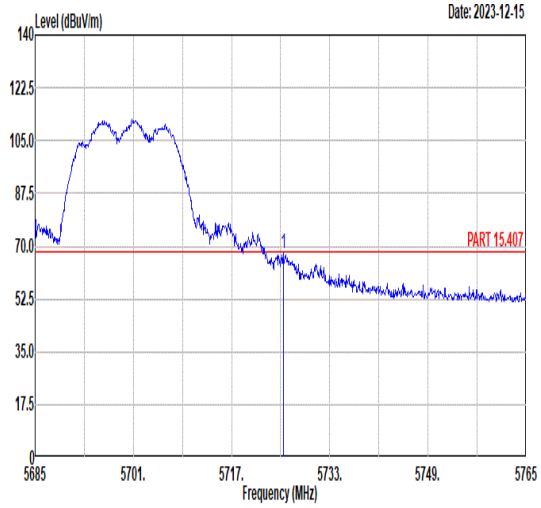 Freq Level Limit Line Margin Read Level Ant Factor Cable Loss Preamp Factor APos TPos Remark MHz dBuV/m dBuV/m dB dBuV dB/m dB dB cm deg 1 5725.40 67.56 68.30 -0.74 53.18 35.12 11.65 32.39 100 240 Peak	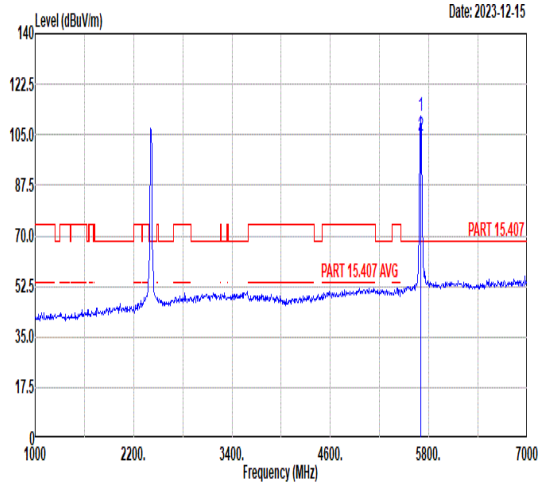 Freq Level Limit Line Margin Read Level Ant Factor Cable Loss Preamp Factor APos TPos Remark MHz dBuV/m dBuV/m dB dBuV dB/m dB dB cm deg 1 5700.00 111.46 ------ ------ 97.09 35.08 11.66 32.37 100 240 Peak 2 5700.00 104.69 ------ ------ 90.32 35.08 11.66 32.37 100 240 Average

Mode	44	
	Harmonic	
	Co-lcoation_11g_CH01_2412MHz+11a_CH140_5700MHz	
ANT	CDD 1+2	
Pol.	Horizontal	Vertical
Peak Avg	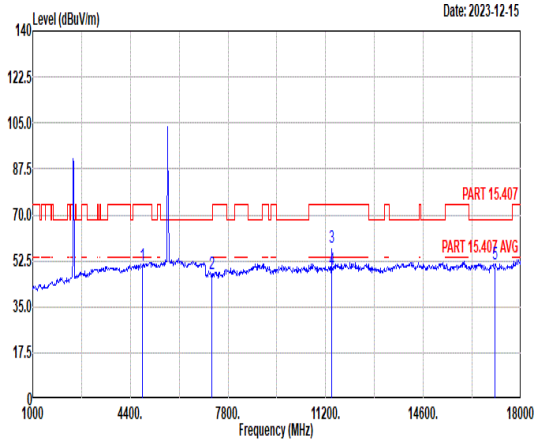 Freq Level Limit Line Margin Read Level Ant Factor Cable Loss Preamp Factor APos TPos Remark MHz dBuV/m dBuV/m dB dBuV dB/m dB dB cm deg 1 4824.00 50.75 74.00 -23.25 36.65 34.83 11.08 31.81 -- -- Peak 2 7236.00 47.63 68.30 -20.67 30.90 36.29 13.03 32.59 -- -- Peak 3 11400.00 57.43 74.00 -16.57 35.40 39.72 14.78 32.47 205 106 Peak 4 11400.00 49.25 54.00 -4.75 27.22 39.72 14.78 32.47 205 106 Average 5 17100.00 51.46 68.30 -16.84 25.37 42.46 17.53 33.90 -- -- Peak	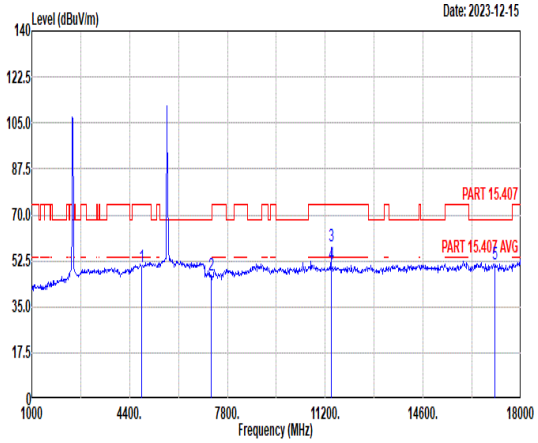 Freq Level Limit Line Margin Read Level Ant Factor Cable Loss Preamp Factor APos TPos Remark MHz dBuV/m dBuV/m dB dBuV dB/m dB dB cm deg 1 4824.00 50.29 74.00 -23.71 36.19 34.83 11.08 31.81 -- -- Peak 2 7236.00 47.09 68.30 -21.21 30.36 36.29 13.03 32.59 -- -- Peak 3 11400.00 57.88 74.00 -16.12 35.85 39.72 14.78 32.47 186 360 Peak 4 11400.00 51.51 54.00 -2.49 29.48 39.72 14.78 32.47 186 360 Average 5 17100.00 51.42 68.30 -16.88 25.33 42.46 17.53 33.90 -- -- Peak

Mode	45
	Band Edge - L
	U-NII-2C_5.47-5.725_802.11ax HE80_CH122_Full RU_5610MHz
ANT	CDD 1+2

Pol.	Horizontal	Fundamental
Peak	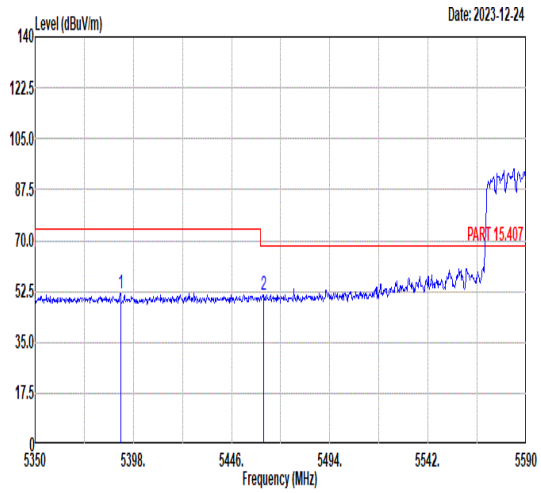 Freq Level Limit Line Margin Read Level Ant Factor Cable Loss Preamp Factor APos TPos Remark 1 5391.76 51.78 74.00 -22.22 38.13 34.82 10.91 32.08 100 0 Peak 2 5461.60 51.28 68.30 -17.02 37.51 34.81 11.13 32.17 100 0 Peak	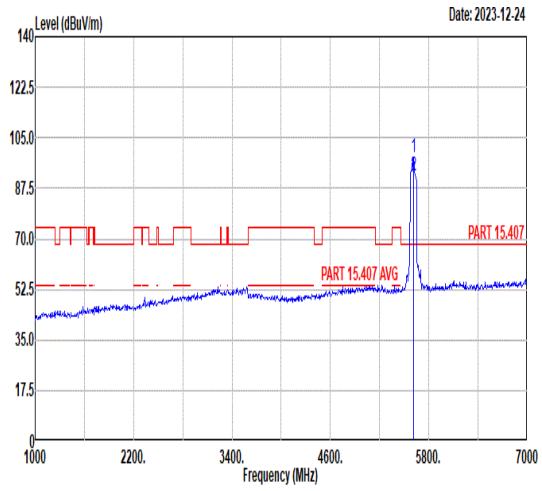 Freq Level Limit Line Margin Read Level Ant Factor Cable Loss Preamp Factor APos TPos Remark 1 5610.00 98.24 ------ ------ 83.88 34.95 11.71 32.30 100 0 Peak 2 5610.00 91.82 ------ ------ 77.46 34.95 11.71 32.30 100 0 Average
Avg	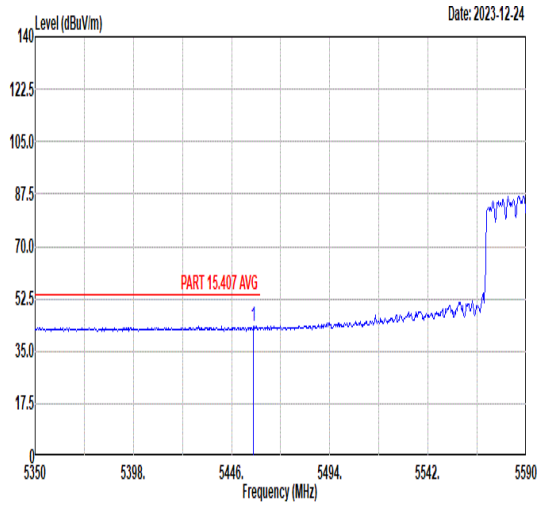 Freq Level Limit Line Margin Read Level Ant Factor Cable Loss Preamp Factor APos TPos Remark 1 5456.80 43.56 54.00 -10.44 29.80 34.81 11.11 32.16 100 0 Average	Blank

Mode	45	
	Band Edge - R	
	U-NII-2C_5.47-5.725_802.11ax HE80_CH122_Full RU_5610MHz	
ANT	CDD 1+2	
Pol.	Horizontal	Fundamental
Peak	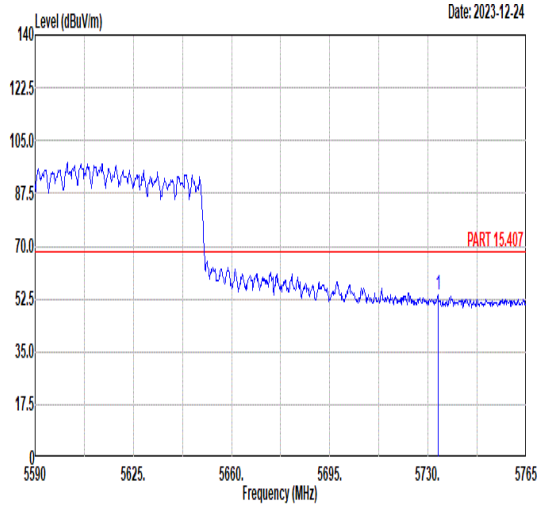 Freq Level Limit Line Margin Read Level Ant Factor Cable Loss Preamp Factor APos TPos Remark MHz dBuV/m dBuV/m dB dBuV dB/m dB dB cm deg 1 5733.50 53.72 68.30 -14.58 39.33 35.13 11.65 32.39 100 0 Peak	Blank

Mode	45	
	Band Edge - L	
	U-NII-2C_5.47-5.725_802.11ax HE80_CH122_Full RU_5610MHz	
ANT	CDD 1+2	
Pol.	Vertical	Fundamental
Peak	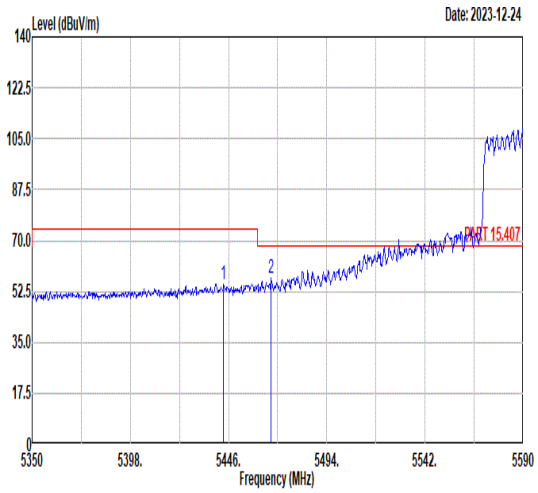 Freq Level Limit Line Margin Read Level Ant Factor Cable Loss Preamp Factor APos TPos Remark 1 5443.60 MHz 54.97 dBuV/m 74.00 dBuV/m -19.03 dB 41.26 dBuV 34.81 dB/m 11.05 dB 32.15 dB 100 cm 269 deg Peak 2 5466.88 57.25 68.30 -11.05 43.46 34.81 11.15 32.17 100 269 Peak	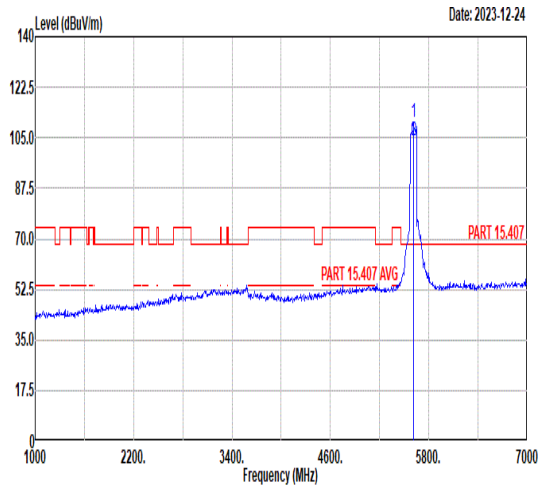 Freq Level Limit Line Margin Read Level Ant Factor Cable Loss Preamp Factor APos TPos Remark 1 5610.00 MHz 110.16 dBuV/m ------ dB ------ 95.80 dBuV 34.95 dB/m 11.71 dB 32.30 dB 100 cm 269 deg Peak 2 5610.00 103.81 ------ ------ 89.45 34.95 11.71 32.30 100 269 Average
Avg	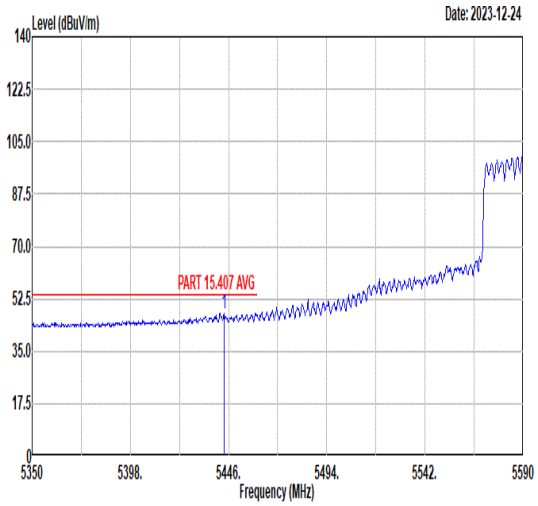 Freq Level Limit Line Margin Read Level Ant Factor Cable Loss Preamp Factor APos TPos Remark 1 5443.84 MHz 47.60 dBuV/m 54.00 dBuV/m -6.40 dB 33.89 dBuV 34.81 dB/m 11.05 dB 32.15 dB 100 cm 269 deg Average	Blank

Mode	45	
	Band Edge - R	
	U-NII-2C_5.47-5.725_802.11ax HE80_CH122_Full RU_5610MHz	
ANT	CDD 1+2	
Pol.	Vertical	Fundamental
Peak	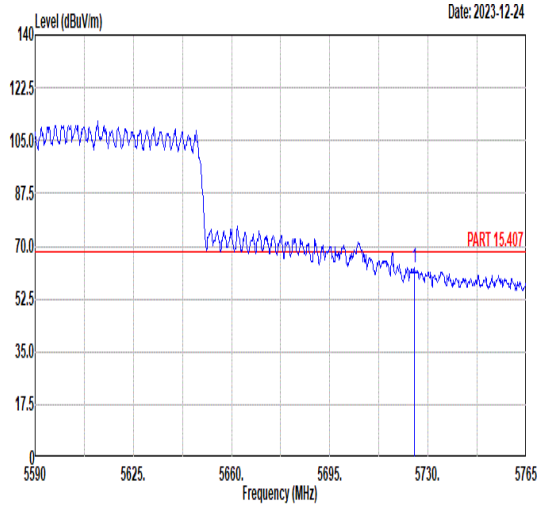 Freq Level Limit Line Margin Read Level Ant Factor Cable Loss Preamp Factor APos TPos Remark MHz dBuV/m dBuV/m dB dBuV dB/m dB dB cm deg 1 5725.10 62.74 68.30 -5.56 48.36 35.12 11.65 32.39 100 269 Peak	Blank

Appendix D. Duty Cycle Plots

For CDD mode:

Antenna	Band	Duty Cycle(%)	T(ms)	1/T(kHz)	VBW Setting
1+2	802.11a	95.89	1.400	0.714	1kHz
1+2	802.11ax HE20	94.44	1.020	0.980	1kHz
1+2	802.11ax HE40	88.14	0.520	1.923	3kHz
1+2	802.11ax HE80	83.48	0.288	3.472	10kHz

802.11a

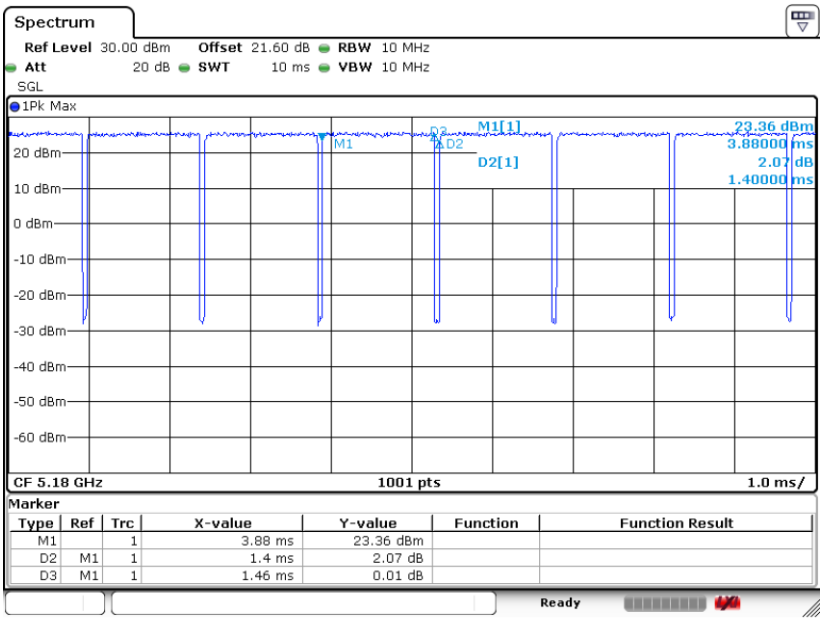

802.11ax HE20

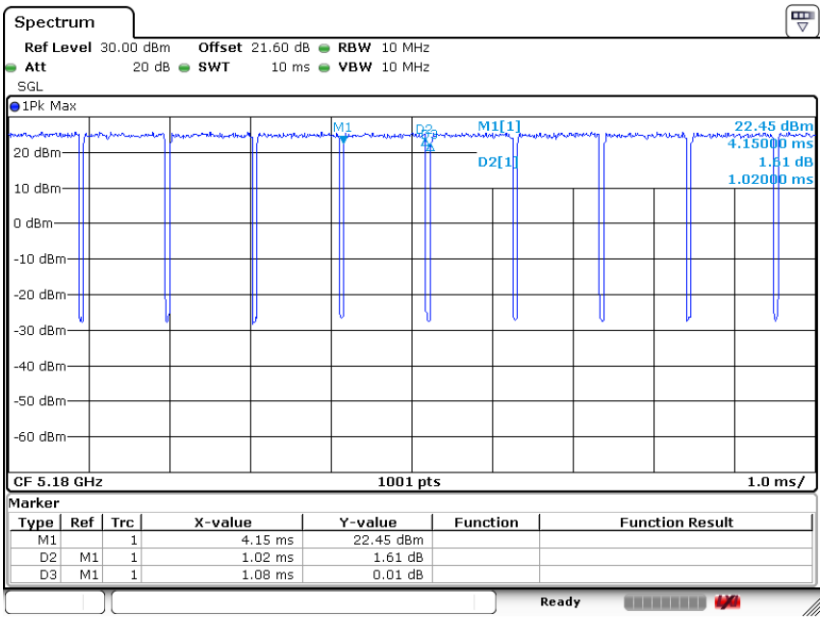

802.11ax HE40

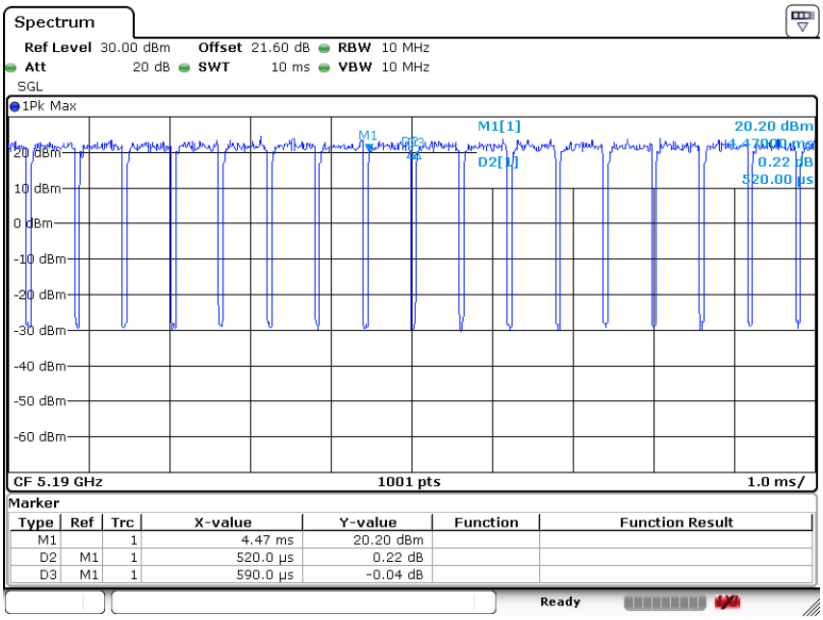
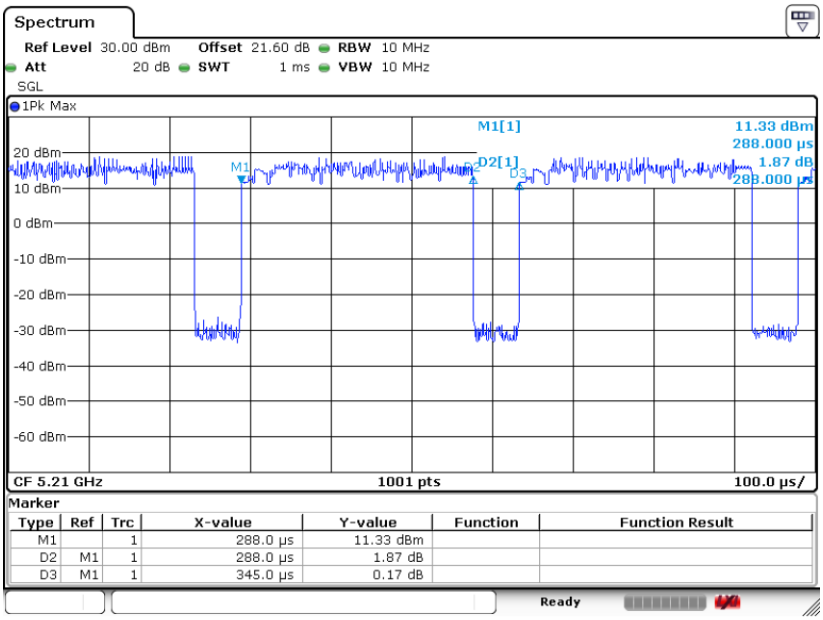
802.11ax HE80