

## 6. PHOTOGRAPHS

### 6.1. Photos of Conducted Measurement




FRONT VIEW OF CONDUCTED MEASUREMENT



BACK VIEW OF CONDUCTED MEASUREMENT

## 6.2. Photos of Radiated Measurement at Semi-Anechoic Chamber (30-1000MHz)

Test Mode: EUT's Power Supply with AC Adapter (AC 120V/60Hz)




FRONT VIEW OF RADIATED MEASUREMENT



BACK VIEW OF RADIATED MEASUREMENT

EUT' s Power Supply with Power-Supply Holder for Car (DC 12V)



FRONT VIEW OF RADIATED MEASUREMENT




BACK VIEW OF RADIATED MEASUREMENT



### 6.3. Photos of Radiated Measurement at Semi-Anechoic Chamber (1-2GHz)

Test Mode: EUT's Power Supply with AC Adapter (AC 120V/60Hz)




FRONT VIEW OF RADIATED MEASUREMENT



BACK VIEW OF RADIATED MEASUREMENT

EUT' s Power Supply with Power-Supply Holder for Car (DC 12V)



FRONT VIEW OF RADIATED MEASUREMENT



BACK VIEW OF RADIATED MEASUREMENT

#### 6.4. Photos of Bandwidth Measurement

