



8. SETUP PHOTOS


ANTENNA PORT CONDUCTED RF MEASUREMENT SETUP




RADIATED RF MEASUREMENT SETUP




RADIATED BACK PHOTO – X POSIITON



RADIATED FRONT PHOTO - Y POSITION




RADIATED BACK PHOTO – Y POSIITON



RADIATED FRONT PHOTO - Z POSITION



RADIATED BACK PHOTO – Z POSIITON



END OF REPORT