

## PHOTOGRAPHS OF THE TEST CONFIGURATION



### CONDUCTED EMISSION TEST (Bluetooth)



## CONDUCTED EMISSION TEST (WLAN)





## RADIATED EMISSION TEST (WLAN)






## RADIATED EMISSION TEST (Bluetooth EDR)



RADIATED EMISSION TEST  
(Bluetooth LE4.0)





(WWAN)

(PART 22)



RADIATED EMISSION TEST

(GSM/EDGE)







## RADIATED EMISSION TEST (WCDMA)





ERP POWER TEST  
(GSM/EDGE)







ERP POWER TEST  
(WCDMA)





(PART 24)

RADIATED EMISSION TEST





## EIRP POWER TEST





(PART 27)

RADIATED EMISSION TEST



## EIRP POWER TEST

