

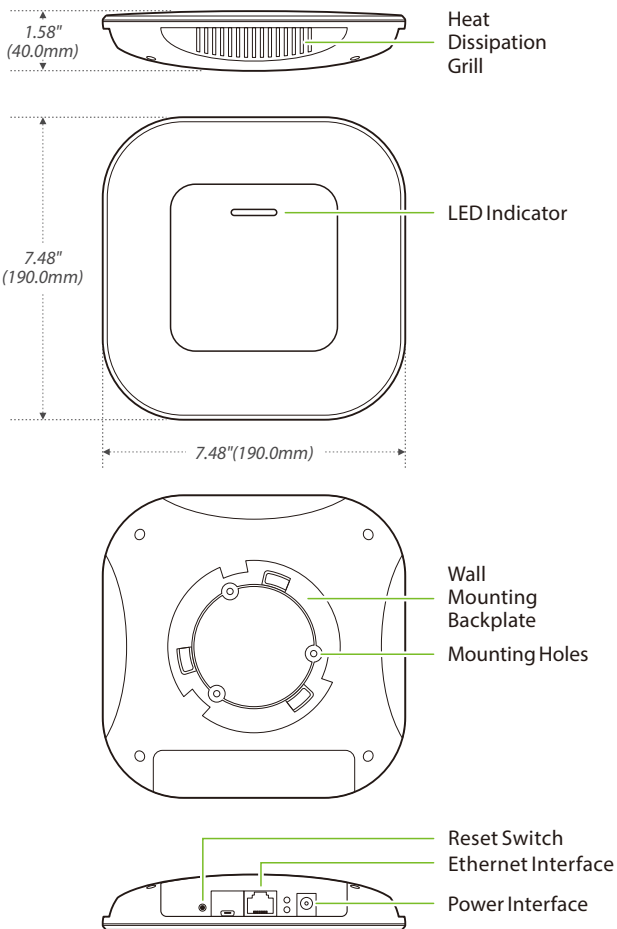
Installation Guide

Model: DG04-GB3

Version: 1.0

English

Dimensions



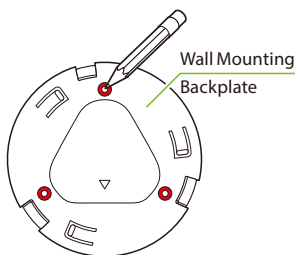
How to install the device on the wall?

1. Mark the location of the mounting holes with a pencil in a suitable place on the wall.
2. Drill 3 mounting holes in the marked locations and plug the expansion tubes.
3. Secure the backplate to the wall with screws. Note the directions.
4. Gently push the device bayonet into the backplate, then turn it clockwise until it clicks into the slot.

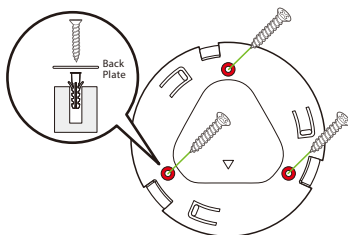


Cross recessed countersunk head screw x 3
KA3 x 30mm
Expansion Tube x 3
M6 x 26mm

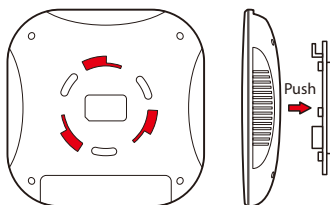
1



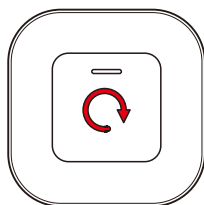
2



3



4



FCC Regulatory Compliance

This device complies with Part 15 of the FCC Rules. Operation is subject to the following two conditions:

- (1) This device may not cause harmful interference, and
- (2) This device must accept any interference received, including interference that may cause undesired operation.

Warning: Changes or modifications to this unit not expressly approved by the party responsible for compliance could void the user's authority to operate the equipment.

Note: This equipment has been tested and found to comply with the limits for a Class B digital device, pursuant to Part 15 of the FCC Rules. These limits are designed to provide reasonable protection against harmful interference in a residential installation. This equipment generates, uses and can radiate radio frequency energy and, if not installed and used in accordance with the instructions, may cause harmful interference to radio communications. However, there is no guarantee that interference will not occur in a particular installation. If this equipment does cause harmful interference to radio or television reception, which can be determined by turning the equipment off and on, the user is encouraged to try to correct the interference by one or more of the following measures:

- Reorient or relocate the receiving antenna.
- Increase the separation between the equipment and receiver.
- Connect the equipment into an outlet on a circuit different from that to which the receiver is connected.
- Consult the dealer or an experienced radio/TV technician for help.

"This equipment complies with FCC RF radiation exposure limits set forth for an uncontrolled environment.

This equipment should be installed and operated with a minimum distance of 20 cm between the radiator and your body.

This transmitter must not be co-located or operating in conjunction with any other antenna or transmitter."

Teletech Park #03/32, 20 Science Park Road,
117674, Singapore.
www.zkdigimax.com

