



Compliance Certification Services (Kunshan) Inc.

CCSEM-TRF-001 Rev. 02 Sep 01, 2023

Report No.: KSCR240400064801

Page: 1 of 19

TEST REPORT

Application No.: KSCR2404000648AT
FCC ID: WBK-RU437041
Applicant: BTI Wireless
Address of Applicant: 11205 Knott Avenue – Suite A, Cypress, CA 90630 United States
Manufacturer: BTI Wireless
Address of Manufacturer: 11205 Knott Avenue – Suite A, Cypress, CA 90630 United States
Equipment Under Test (EUT):
EUT Name: 5G Integrated Base Station
Model No.: nCELL-M4370
Trade mark:



Standard(s) : 47 CFR Part 2
47 CFR Part 27
Date of Receipt: 2024-04-08
Date of Test: 2024-04-09 to 2024-05-13
Date of Issue: 2024-05-14

Test Result:	Pass
---------------------	-------------

* In the configuration tested, the EUT complied with the standards specified above.



Compliance Certification Services (Kunshan) Inc.

CCSEM-TRF-001 Rev. 02 Sep 01, 2023

Report No.: KSCR240400064801

Page: 2 of 19

Revision Record			
Version	Description	Date	Remark
00	Original	2024-05-14	/

Authorized for issue by:				
Tested By		Damon Zhou		
		Damon Zhou /Project Engineer		
Approved By		Terry Hou		
		Terry Hou /Reviewer		



Compliance Certification Services (Kunshan) Inc.

CCSEM-TRF-001 Rev. 02 Sep 01, 2023

Report No.: KSCR240400064801

Page: 3 of 19

2 Test Summary

Test Item	FCC Rule No.	Verdict
Effective (Isotropic) Radiated Power Output Data	§2.1046, §27.50	PASS
Peak-Average Ratio	§27.50	PASS
Modulation Characteristics	§2.1047	PASS
Bandwidth	§2.1049	PASS
Band Edge Compliance	§2.1051, §27.53	PASS
Spurious emissions at antenna terminals	§2.1051, §27.53	PASS
Field strength of spurious radiation	§2.1051, §27.55	PASS
Frequency stability	§2.1055,	PASS
<p>Remark:</p> <p>This base station supports N41 and the frequency range is 2496-2690MHz. So we evaluated and tested all the band of Power and PSD, and the rest of the test items were tested based on the maximum power.</p> <p>EUT: In this whole report EUT means Equipment Under Test.</p> <p>Tx: In this whole report Tx (or tx) means Transmitter.</p> <p>Rx: In this whole report Rx (or rx) means Receiver.</p>		



Compliance Certification Services (Kunshan) Inc.

CCSEM-TRF-001 Rev. 02 Sep 01, 2023

Report No.: KSCR240400064801

Page: 4 of 19

3 Contents

	Page
1 COVER PAGE	1
2 Test Summary	3
3 Contents	4
4 General Information	5
4.1 Details of E.U.T.	5
4.2 Test Frequency	5
4.3 Test Support Unit	6
4.4 Measurement Uncertainty	6
4.5 Test Location	7
4.6 Test Facility	7
4.7 Deviation from Standards	7
4.8 Abnormalities from Standard Conditions	7
5 Equipment List	8
6 Radio Spectrum Matter Test Results	10
6.1 Effective (Isotropic) Radiated Power Output Data	10
6.2 Peak-Average Ratio	11
6.3 Band Edge Compliance	12
6.4 Spurious emissions at antenna terminals	13
6.5 Field strength of spurious radiation	14
6.6 Frequency stability	18
7 Test Setup Photographs	19
8 EUT Constructional Details	19



Compliance Certification Services (Kunshan) Inc.

CCSEM-TRF-001 Rev. 02 Sep 01, 2023

Report No.: KSCR240400064801

Page: 5 of 19

4 General Information

4.1 Details of E.U.T.

Product Name:	5G Integrated Base Station
Model No.:	nCELL-M4370
Antenna Type:	External Antenna
Antenna Gain:	Max Antenna Gain 15 dBi(Provided by manufacturer)
Power Supply:	48V DC, $\pm 20\%$
Test Voltage	DC 48V
Support Bandwidth:	100MHz
Type of Modulation	CP-OFDM: QPSK, 256QAM
Frequency Band:	n41
Frequency Range:	2496MHz-2690MHz
Normal Output Power:	Max. 37 ± 1 dBm for SISO Max. 43 ± 1 dBm for MIMO
Antenna Delivery:	4T4R MIMO, 2T2R MIMO, SISO

4.2 Test Frequency

5G NR Band n41 (2496-2690MHz)	SCS	Carrier	Bandwidth (MHz)	Channel		
				Low	Middle	High
	30kHz	1CC	100	2546.01	2592.99	2640



Compliance Certification Services (Kunshan) Inc.

CCSEM-TRF-001 Rev. 02 Sep 01, 2023

Report No.: KSCR240400064801

Page: 6 of 19

4.3 Test Support Unit

Description	Manufacture	Model No.	S/N
AC Adapter	/	/	/

4.4 Measurement Uncertainty

No.	Item	Measurement Uncertainty
1	Radio Frequency	8.4×10^{-8}
2	Timeout	2s
3	Duty Cycle	0.37%
4	Occupied Bandwidth	3%
5	RF Conducted Power	0.6dB
6	RF Power Density	2.9dB
7	Conducted Spurious Emissions	0.75dB
8	RF Radiated Power	5.2dB (Below 1GHz)
		5.9dB (Above 1GHz)
9	Radiated Spurious Emission Test	4.2dB (Below 30MHz)
		4.5dB (30MHz-1GHz)
		5.1dB (1GHz-18GHz)
		5.4dB (Above 18GHz)
10	Temperature Test	1°C
11	Humidity Test	3%
12	Supply Voltages	1.5%
13	Time	3%

Note: The measurement uncertainty represents an expanded uncertainty expressed at approximately the 95% confidence level using a coverage factor of k=2.



Compliance Certification Services (Kunshan) Inc.

CCSEM-TRF-001 Rev. 02 Sep 01, 2023

Report No.: KSCR240400064801

Page: 7 of 19

4.5 Test Location

All tests were performed at:

Compliance Certification Services (Kunshan) Inc.

No.10 Weiye Rd, Innovation park, Eco&Tec, Development Zone, Kunshan City, Jiangsu, China.

Tel: +86 512 5735 5888 Fax: +86 512 5737 0818

No tests were sub-contracted.

Note:

1.SGS is not responsible for wrong test results due to incorrect information (e.g., max. internal working frequency, antenna gain, cable loss, etc) is provided by the applicant. (If applicable).

2.SGS is not responsible for the authenticity, integrity and the validity of the conclusion based on results of the data provided by applicant. (If applicable).

3. Sample source: sent by customer.

4.6 Test Facility

The test facility is recognized, certified, or accredited by the following organizations:

• A2LA

Compliance Certification Services (Kunshan) Inc. is accredited by the American Association for Laboratory Accreditation (A2LA). Certificate No. 2541.01.

• FCC

Compliance Certification Services (Kunshan) Inc. has been recognized as an accredited testing laboratory. Designation Number: CN1172.

• ISED

Compliance Certification Services (Kunshan) Inc. has been recognized by Innovation, Science and Economic Development Canada (ISED) as an accredited testing laboratory. Company Number: 2324E

• VCCI

The 3m and 10m Semi-anechoic chamber and Shielded Room of Compliance Certification Services (Kunshan) Inc. has been registered in accordance with the Regulations for Voluntary Control Measures with Registration No.: R-20134, R-11600, C-11707, T-11499, G-10216 respectively.

4.7 Deviation from Standards

None

4.8 Abnormalities from Standard Conditions

None

Compliance Certification Services (Kunshan) Inc.

CCSEM-TRF-001 Rev. 02 Sep 01, 2023

Report No.: KSCR240400064801

Page: 8 of 19

5 Equipment List

Item	Equipment	Manufacturer	Model	Inventory No	Cal Date	Cal. Due Date
RF Conducted Test						
1	Spectrum Analyzer	Keysight	N9020A	KUS1911E004-2	08/24/2023	08/23/2024
2	Spectrum Analyzer	Keysight	N9020A	KUS2001M001-2	08/24/2023	08/23/2024
3	Spectrum Analyzer	Keysight	N9030B	KSEM021-1	01/15/2024	01/14/2025
4	Signal Generator	R&S	SMBV100B	KSEM032	03/19/2024	03/18/2025
5	Signal Generator	R&S	SMW200A	KSEM020-1	08/24/2023	08/23/2024
6	Signal Generator	Agilent	N5182A	KUS2001M001-1	08/24/2023	08/23/2024
7	Radio Communication Test Station	Anritsu	MT8000A	KSEM001-1	08/24/2023	08/23/2024
8	Radio Communication Analyzer	Anritsu	MT8821C	KSEM002-1	03/19/2024	03/18/2025
9	Universal Radio Communication Tester	R&S	CMW500	KUS1911E004-1	08/24/2023	08/23/2024
10	Switcher	CCSRF	FY562	KUS2001M001-3	08/24/2023	08/23/2024
11	AC Power Source	EXTECH	6605	KS301178	N/A	N/A
12	DC Power Supply	Agilent	E3632A	KS301180	N/A	N/A
13	Conducted Test Cable	Thermax	RF01-RF04	CZ301111-CZ301120	02/02/2024	02/01/2025
14	Temp. / Humidity Chamber	TERCHY	MHK-120AK	KS301190	08/24/2023	08/23/2024
15	Temperature & Humidity Recorder	Renke Control	RS-WS-N01-6J	KSEM024-5	03/21/2024	03/20/2025
16	Software	BST	TST-PASS	/	N/A	N/A
RF Radiated Test						
1	Spectrum Analyzer	R&S	FSV40	KUS1806E003	08/24/2023	08/23/2024
2	Universal Radio Communication Tester	R&S	CMW500	KSEM009-1	03/19/2024	03/18/2025
3	Signal Generator	Agilent	E8257C	KS301066	08/24/2023	08/23/2024
4	Loop Antenna	COM-POWER	AL-130R	KUS1806E001	03/18/2023	03/17/2025
5	Bilog Antenna	TESEQ	CBL 6112D	KUS1806E005	06/29/2023	06/28/2025
6	Bilog Antenna	SCHWARZBECK	VULB9160	CZ301016	03/19/2024	03/18/2027
7	Horn-antenna(1-18GHz)	Schwarzbeck	BBHA9120D	KS301079	03/23/2024	03/22/2026
8	Horn-antenna(1-18GHz)	ETS-LINDGREN	3117	KS301186	04/07/2023	04/06/2025
9	Horn Antenna(18-40GHz)	Schwarzbeck	BBHA9170	CZ301058	01/17/2024	01/16/2026
10	Horn Antenna(18-40GHz)	Schwarzbeck	BBHA9170	KS301187	01/17/2024	01/16/2026
11	Amplifier(30MHz~18GHz)	PANSHAN TECHNOLOGY	LNA:1~18G	KSEM010-1	01/15/2024	01/14/2025
12	Amplifier(18~40GHz)	TST	LNA180400G40	KSEM038	08/24/2023	08/23/2025



Compliance Certification Services (Kunshan) Inc.

CCSEM-TRF-001 Rev. 02 Sep 01, 2023

Report No.: KSCR240400064801

Page: 9 of 19

13	RE Test Cable	REBES MICROWAVE	/	CZ301097	08/24/2023	08/23/2024
14	Temperature & Humidity Recorder	Renke Control	RS-WS-N01-6J	KSEM024-4	03/21/2024	03/20/2025
15	Software	Faratronic	EZ_EMV-3A1	/	N/A	N/A

6 Radio Spectrum Matter Test Results

6.1 Effective (Isotropic) Radiated Power Output Data

Test Requirement: §2.1046, §27.50

Test Method: ANSI C63.26, KDB 971168 D01 v03

Limit: EIRP ≤ 63dBm

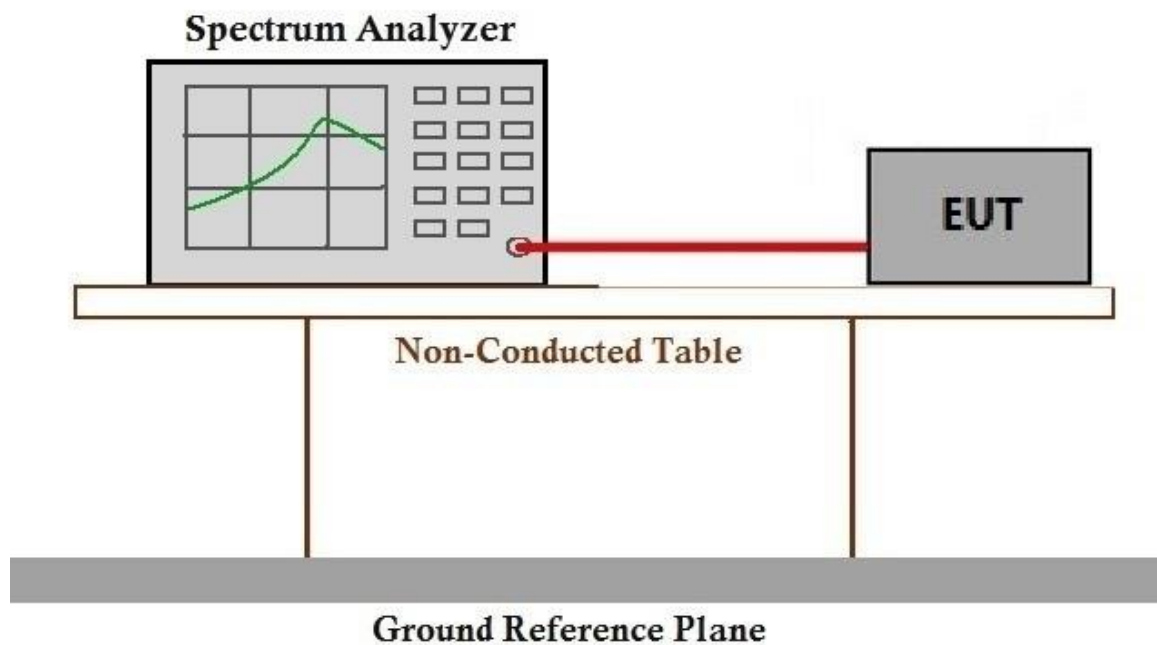
6.1.1 E.U.T. Operation

Operating Environment:

Temperature: 20.4 °C Humidity: 56.4 % RH Atmospheric Pressure: 1030 mbar

Test mode: 00: Tx mode, Keep the EUT in transmitting mode.

6.1.2 Test Setup Diagram



6.1.3 Measurement Data

Please refer to Appendix for KSCR2404000648AT

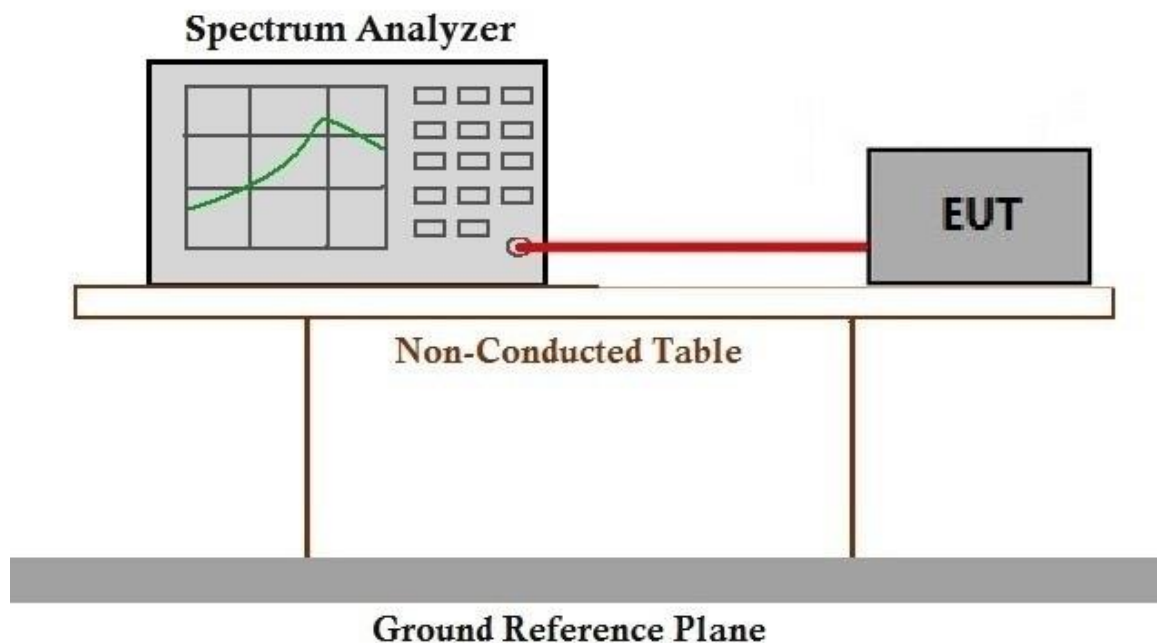
6.2 Peak-Average Ratio

Test Requirement: §27.50
 Test Method: ANSI C63.26, KDB 971168 D01 v03
 Limit: ≤13dB

6.2.1 E.U.T. Operation

Operating Environment:
 Temperature: 20.4 °C Humidity: 56.4 % RH Atmospheric Pressure: 1030 mbar
 Test mode: 00: Tx mode, Keep the EUT in transmitting mode.

6.2.2 Test Setup Diagram



6.2.3 Measurement Data

Please refer to Appendix for KSCR2404000648AT

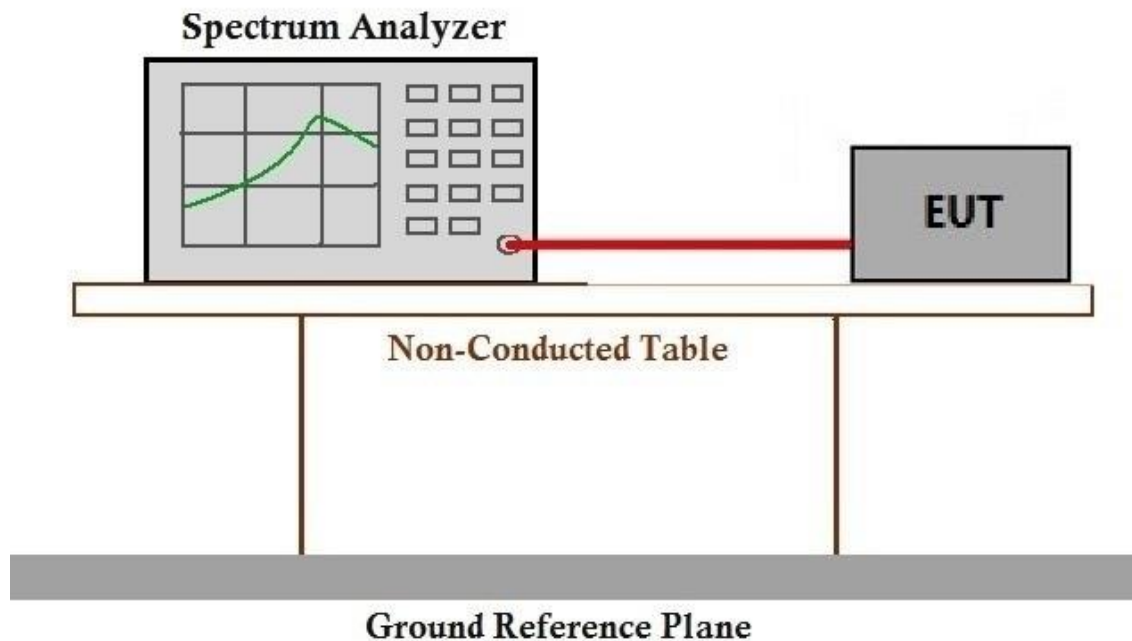
6.3 Band Edge Compliance

Test Requirement: §2.1051, §27.53
 Test Method: ANSI C63.26, KDB 971168 D01 v03
 Limit: $\leq -13\text{dBm/MHz}$

6.3.1 E.U.T. Operation

Operating Environment:
 Temperature: 20.4 °C Humidity: 56.4 % RH Atmospheric Pressure: 1030 mbar
 Test mode: 00: Tx mode, Keep the EUT in transmitting mode.

6.3.2 Test Setup Diagram



6.3.3 Measurement Data

Please refer to Appendix for KSCR2404000648AT

6.4 Spurious emissions at antenna terminals

Test Requirement: §2.1051, §27.53

Test Method: ANSI C63.26, KDB 971168 D01 v03

Limit: $\leq -13\text{dBm/MHz}$

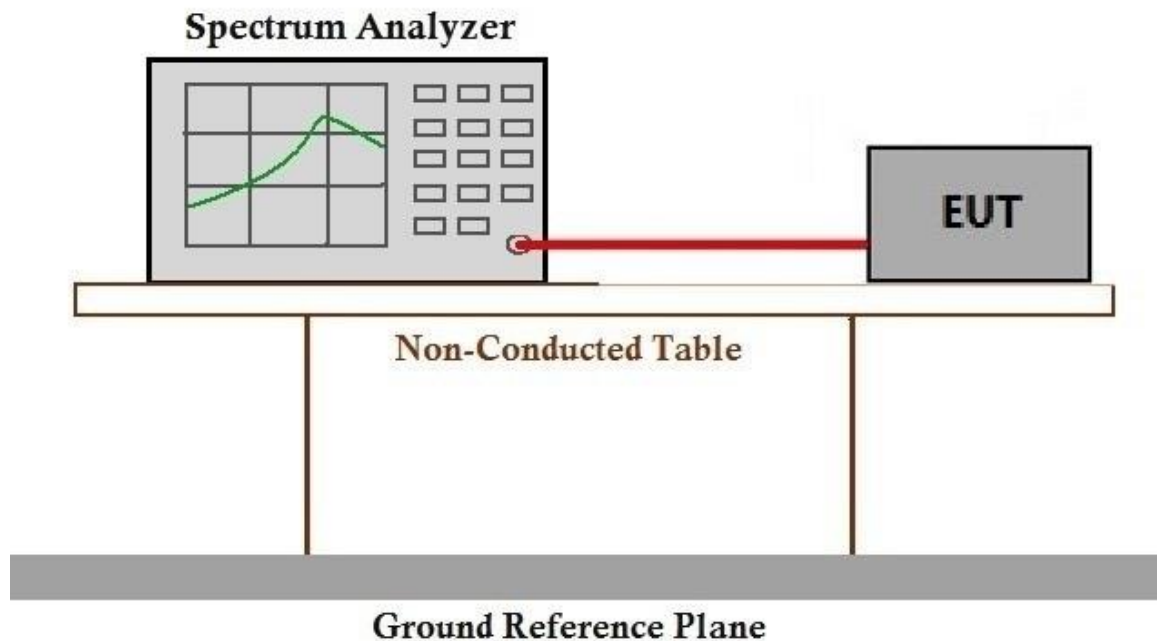
6.4.1 E.U.T. Operation

Operating Environment:

Temperature: 20.4 °C Humidity: 56.4 % RH Atmospheric Pressure: 1030 mbar

Test mode: 00: Tx mode, Keep the EUT in transmitting mode.

6.4.2 Test Setup Diagram



6.4.3 Measurement Data

Please refer to Appendix for KSCR2404000648AT

Compliance Certification Services (Kunshan) Inc.

CCSEM-TRF-001 Rev. 02 Sep 01, 2023

Report No.: KSCR240400064801

Page: 14 of 19

6.5 Field strength of spurious radiation

Test Requirement: §2.1051, §96.41

Test Method: ANSI C63.26, KDB 971168 D01 v03

Limit: $\leq -13\text{dBm/MHz}$

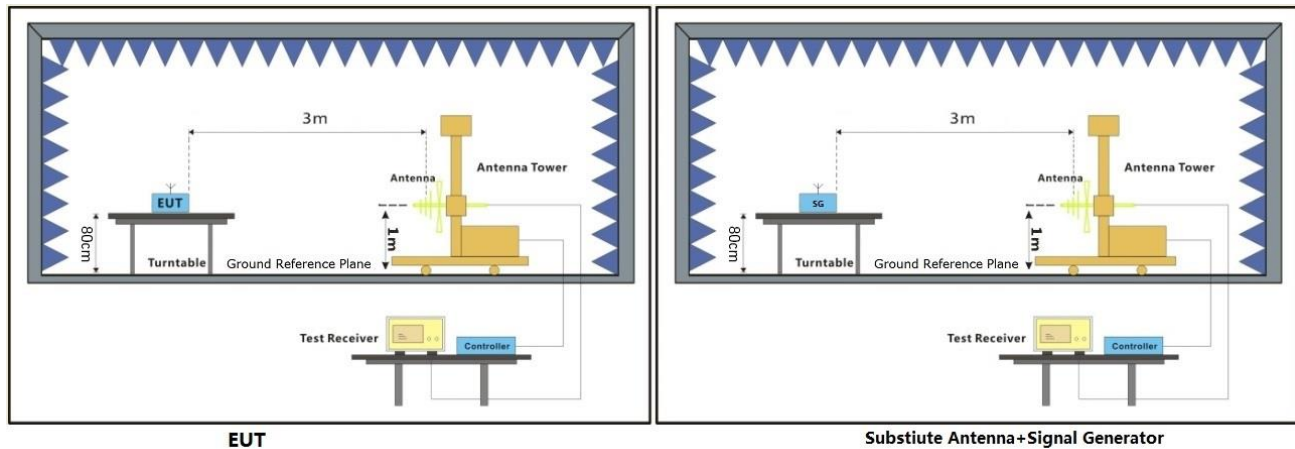
6.5.1 E.U.T. Operation

Operating Environment:

Temperature: 20.4 °C Humidity: 56.4 % RH Atmospheric Pressure: 1030 mbar

Test mode: 00: Tx mode, Keep the EUT in transmitting mode.

6.5.2 Test Setup Diagram



6.5.3 Measurement Procedure and Data

Test Procedure:

- (1) On a test site, the EUT shall be placed on a turntable and in the position closest to the normal use as declared by the user.
- (2) The test antenna shall be oriented initially for vertical polarization located 3m from the EUT to correspond to the transmitter.
- (3) The output of the antenna shall be connected to the measuring receiver and either a peak or quasi-peak detector was used for the measurement as indicated on the report. The detector selection is based on how close the emission level was approaching the limit.
- (4) The transmitter shall be switched on; if possible, without the modulation and the measurement receiver shall be tuned to the frequency of the transmitter under test.
- (5) The test antenna shall be raised and lowered through the specified range of height until the measuring receiver detects a maximum signal level.
- (6) The transmitter shall then be rotated through 360° in the horizontal plane, until the maximum signal level is detected by the measuring receiver.
- (7) The test antenna shall be raised and lowered again through the specified range of height until the measuring receiver detects a maximum signal level.
- (8) The maximum signal level detected by the measuring receiver shall be noted.
- (9) The measurement shall be repeated with the test antenna set to horizontal polarization.
- (10) Replace the antenna with a proper Antenna (substitution antenna).
- (11) The substitution antenna shall be oriented for vertical polarization and, if necessary, the length of the substitution antenna shall be adjusted to correspond to the frequency of transmitting.
- (12) The substitution antenna shall be connected to a calibrated signal generator.
- (13) If necessary, the input attenuator setting of the measuring receiver shall be adjusted in order to increase the sensitivity of the measuring receiver.
- (14) The test antenna shall be raised and lowered through the specified range of the height to ensure that the maximum signal is received.
- (15) The input signal to substitution antenna shall be adjusted to the level that produces a level detected by the measuring receiver, that is equal to the level noted while the transmitter radiated power was measured, corrected for the change of input attenuation setting of the measuring receiver.
- (16) The input level to the substitution antenna shall be recorded as power level in dBm, corrected for any change of input attenuator setting of the measuring receiver.
- (17) The measurement shall be repeated with the test antenna and the substitution antenna oriented for horizontal polarization.

Compliance Certification Services (Kunshan) Inc.

CCSEM-TRF-001 Rev. 02 Sep 01, 2023

Report No.: KSCR240400064801

Page: 16 of 19

100MHz 2546.01MHz					
Frequency	Spurious Emission Polarization and Level		Limit	Over Limit	Verdict
MHz	Polarization	dBm	dBm	dB	
396.3	Horizontal	-65.65	-13	-52.65	Pass
609.0	Horizontal	-62.54	-13	-49.54	Pass
928.7	Horizontal	-53.59	-13	-40.59	Pass
1328.3	Horizontal	-58.59	-13	-45.59	Pass
2750.3	Horizontal	-49.75	-13	-36.75	Pass
6522.6	Horizontal	-45.59	-13	-32.59	Pass
395.8	Vertical	-65.21	-13	-52.21	Pass
578.6	Vertical	-62.76	-13	-49.76	Pass
938.4	Vertical	-56.88	-13	-43.88	Pass
1349.3	Vertical	-56.79	-13	-43.79	Pass
2750.6	Vertical	-49.78	-13	-36.78	Pass
6490.9	Vertical	-43.53	-13	-30.53	Pass

100MHz 2592.99MHz					
Frequency	Spurious Emission Polarization and Level		Limit	Over Limit	Verdict
MHz	Polarization	dBm	dBm	dB	
371.0	Horizontal	-64.11	-13	-51.11	Pass
594.3	Horizontal	-62.29	-13	-49.29	Pass
963.6	Horizontal	-58.46	-13	-45.46	Pass
1325.5	Horizontal	-58.04	-13	-45.04	Pass
2774.5	Horizontal	-50.33	-13	-37.33	Pass
6486.4	Horizontal	-44.28	-13	-31.28	Pass
375.1	Vertical	-66.18	-13	-53.18	Pass
601.2	Vertical	-62.79	-13	-49.79	Pass
934.4	Vertical	-54.82	-13	-41.82	Pass
1358.6	Vertical	-56.10	-13	-43.10	Pass
2758.1	Vertical	-51.47	-13	-38.47	Pass
6483.0	Vertical	-43.92	-13	-30.92	Pass



Compliance Certification Services (Kunshan) Inc.

CCSEM-TRF-001 Rev. 02 Sep 01, 2023

Report No.: KSCR240400064801

Page: 17 of 19

100MHz 2640MHz					
Frequency	Spurious Emission Polarization and Level		Limit	Over Limit	Verdict
MHz	Polarization	dBm	dBm	dB	
375.3	Horizontal	-64.99	-13	-51.99	Pass
582.1	Horizontal	-62.60	-13	-49.60	Pass
968.7	Horizontal	-53.17	-13	-40.17	Pass
1371.4	Horizontal	-54.71	-13	-41.71	Pass
2756.0	Horizontal	-51.60	-13	-38.60	Pass
6482.6	Horizontal	-44.70	-13	-31.70	Pass
366.4	Vertical	-66.25	-13	-53.25	Pass
562.9	Vertical	-59.41	-13	-46.41	Pass
972.9	Vertical	-56.90	-13	-43.90	Pass
1350.4	Vertical	-55.42	-13	-42.42	Pass
2755.4	Vertical	-51.75	-13	-38.75	Pass
6512.5	Vertical	-47.35	-13	-34.35	Pass

6.6 Frequency stability

Test Requirement: §2.1055

Test Method: ANSI C63.26, KDB 971168 D01 v03

Limit: Fundamental emission stays within authorized frequency block

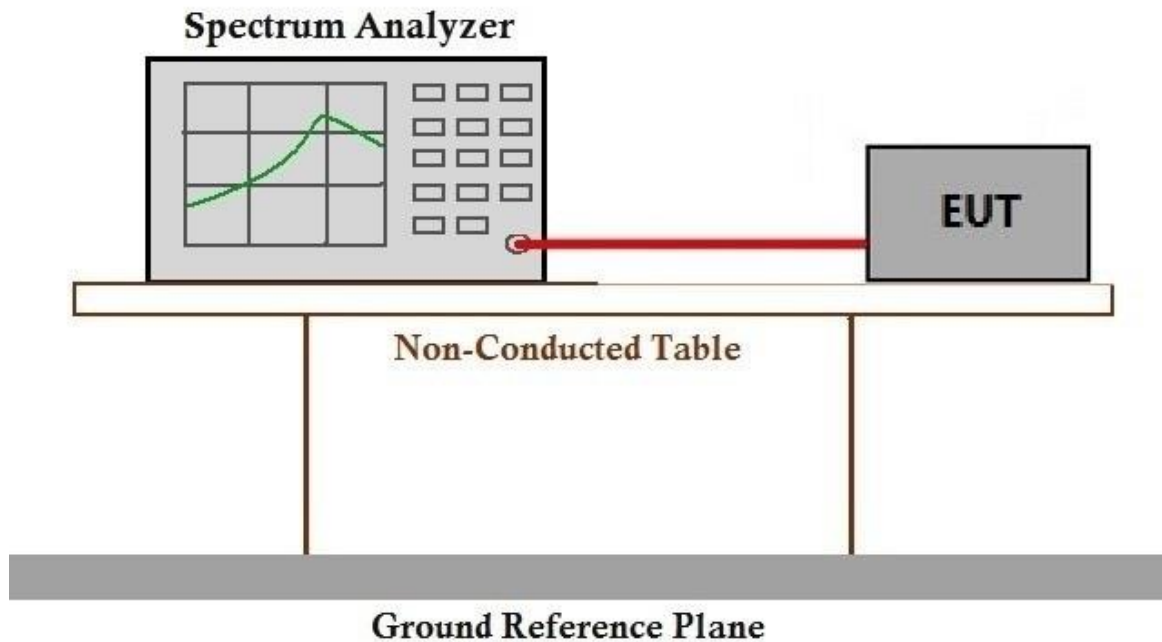
6.6.1 E.U.T. Operation

Operating Environment:

Temperature: 20.4 °C Humidity: 56.4 % RH Atmospheric Pressure: 1030 mbar

Test mode: 00: Tx mode, Keep the EUT in transmitting mode.

6.6.2 Test Setup Diagram



6.6.3 Measurement Data

Please refer to Appendix for KSCR2404000648AT



Compliance Certification Services (Kunshan) Inc.

CCSEM-TRF-001 Rev. 02 Sep 01, 2023

Report No.: KSCR240400064801

Page: 19 of 19

7 Test Setup Photographs

Refer to the < Test Setup photos-FCC>.

8 EUT Constructional Details

Refer to the < External Photos > & < Internal Photos >.

- End of the Report -