



**Radiated Emission**


**9kHz to 30MHz**




**30MHz to 200MHz**




**200MHz to 1GHz**



**Above 1GHz**



**X-axis**



**Y-axis**



**Z-axis**





**Note:**

X-axis, generates the maximum emission at GSM1900, WCDMA Band V and LTE Band XII.

Z-axis, generates the maximum emission at NFC, GSM850, LTE Band V, WLAN and Bluetooth.

### Antenna port Conducted Test



**AC Power Line Conducted Emission**

