

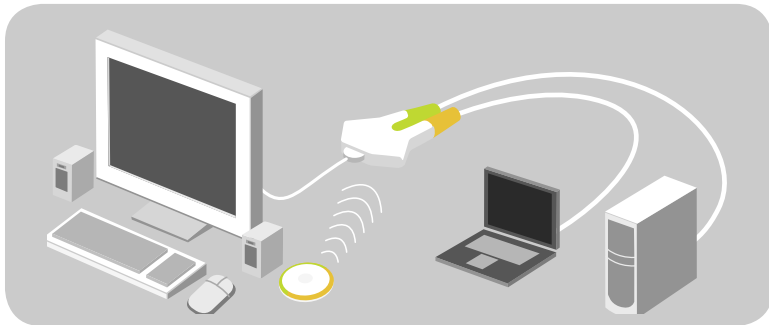
## Package Contents

- Wireless Remote
- Base with Cables
- Audio Extension Cable
- Fastener Strip
- Battery

## Introduction

Congratulations and thank you for purchasing Flip Wireless. Flip is easy to set up and use, and comes with everything you need to share one monitor, keyboard, mouse, and one set of speakers between your two computers. No additional cables or software are required.

The diagram below shows a typical Flip Wireless setup. The wireless remote sits on your desk. Your monitor, keyboard, mouse, and speakers plug into the base, and the base connects to your two computers through the attached cables.



## System Requirements

### Monitor

Flip supports any monitor with a VGA connection. You can also use your DVI-I monitor with Flip by connecting a VGA adapter to the DVI cable. Flip does not support direct DVI connections from monitors.



VGA connection

### Keyboard/Mouse

Flip supports any keyboard and mouse with a USB connection.



USB connection

### Computers

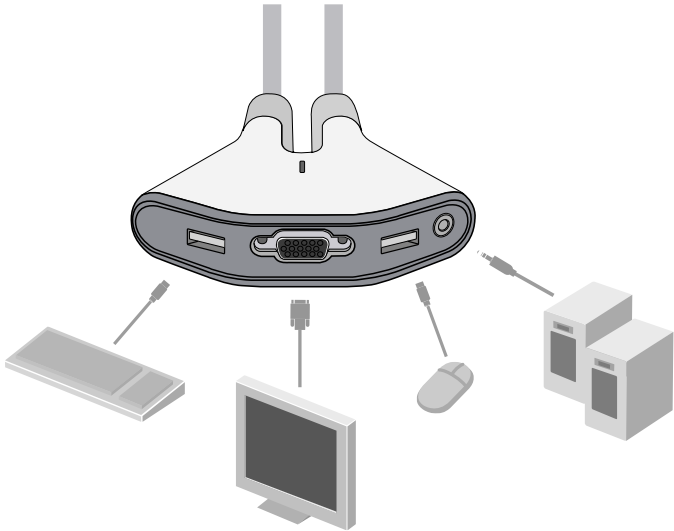
Flip can be used with any PC or Mac® desktop or notebook computer that supports USB keyboard and mouse connections, and that runs on one of these operating systems:

- Windows® 98 SE, 2000, XP, 2003
- Mac OS® X v10.0 and above
- Linux®

## Installing your Flip

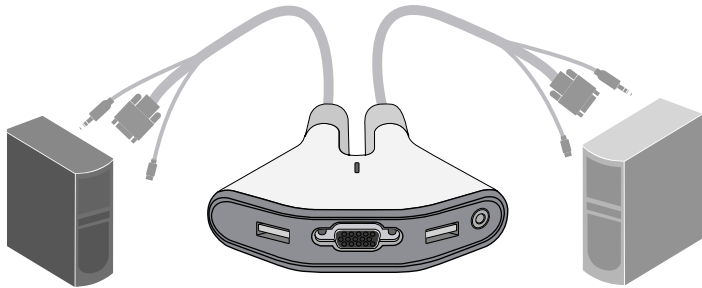
Before you begin, make sure that your USB keyboard and mouse work properly with both computers.

1. Power on your computers.
2. Connect your monitor, keyboard, mouse, and speakers to the base. Insert the battery into the wireless remote (positive side facing out), and place the remote anywhere on your desk within 10 feet of the base.



**Flip Tip:**  
Use the included fastener strip to attach the remote to your monitor, keyboard, desk, or other item.

3. Connect one set of cables to the monitor, USB, and speaker ports on your first computer. Wait for your computer to recognize the new USB device (Flip). Then connect the other set of cables to the monitor, USB, and speaker ports on your second computer. If the cable is not long enough to connect to your speaker port, use the included audio extension cable.



You are now ready to use your Flip.

**Flip Tip:**  
Keep the base behind your computers to keep your desk free of cable clutter.

## Using your Flip

When you power up your computers, your first computer's desktop will appear on your monitor. You are now ready to use that computer as if it were directly connected to your monitor, keyboard, mouse, and speakers.

To switch access to your other computer, simply press the remote. Your other computer's desktop will appear on your monitor. You are now ready to use your other computer as if it were directly connected to your monitor, keyboard, mouse, and speakers. Press the remote each time you want to switch access from one computer to the other.

## Optional Software

You can install software onto your computers that will allow you to flip between computers using a desktop icon or keyboard hot-key sequence. The software will also allow you to listen to music files on one computer while you work on the other. To download the free software, please visit our website at [www.belkin.com/flip](http://www.belkin.com/flip).

**Note:** For a list of frequently asked questions and troubleshooting tips, please visit our website at [www.belkin.com/flip](http://www.belkin.com/flip).

Information

FCC Statement

DECLARATION OF CONFORMITY WITH FCC RULES FOR ELECTROMAGNETIC COMPATIBILITY

We, Belkin Corporation, of 501 West Walnut Street, Compton CA 90220, declare under our sole responsibility that the product F1DG102W, to which this declaration relates:

Complies with Part 15 of the FCC Rules. Operation is subject to the following two conditions:

(1) this device may not cause harmful interference, and (2) this device must accept any interference received, including interference that may cause undesired operation.

Changes or modifications not expressly approved by the party responsible for compliance could void the user's authority to operate the equipment.

CE Declaration of Conformity

We, Belkin Corporation, declare under our sole responsibility that the F1DG102W, to which this declaration relates, is in conformity with Emissions Standard EN55022 and with Immunity Standard EN55024, LVP EN61000-3-2, and EN61000-3-3.

ICES

This Class B digital apparatus complies with Canadian ICES-003. Cet appareil numérique de la classe B est conforme à la norme NMB-003 du Canada.

Belkin Corporation Limited 3-Year Product Warranty

What this warranty covers.

Belkin Corporation warrants to the original purchaser of this Belkin product that the product shall be free of defects in design, assembly, material, or workmanship.

What the period of coverage is.

Belkin Corporation warrants the Belkin product for three years.

What will we do to correct problems?

Product Warranty.

Belkin will repair or replace, at its option, any defective product free of charge (except for shipping charges for the product).

What is not covered by this warranty?

All above warranties are null and void if the Belkin product is not provided to Belkin Corporation for inspection upon Belkin's request at the sole expense of the purchaser, or if Belkin Corporation determines that the Belkin product has been improperly installed, altered in any way, or tampered with. The Belkin Product Warranty does not protect against acts of God (other than lightning) such as flood, earthquake, war, vandalism, theft, normal-use wear and tear, erosion, depletion, obsolescence, abuse, damage due to low voltage disturbances (i.e. brownouts or sags), non-authorized program, or system equipment modification or alteration.

How to get service.

To get service for your Belkin product you must take the following steps:

1. Contact Belkin Corporation at 501 W. Walnut St., Compton CA 90220, Attn: Customer Service, or call (800)-223-5546, within 15 days of the Occurrence. Be prepared to provide the following information:
  - a. The part number of the Belkin product.
  - b. Where you purchased the product.
  - c. When you purchased the product.
  - d. Copy of original receipt.
2. Your Belkin Customer Service Representative will then instruct you on how to forward your receipt and Belkin product and how to proceed with your claim.

Belkin Corporation reserves the right to review the damaged Belkin product. All costs of shipping the Belkin product to Belkin Corporation for inspection shall be borne solely by the purchaser. If Belkin determines, in its sole discretion, that it is impractical to ship the damaged equipment to Belkin Corporation, Belkin may designate, in its sole discretion, an equipment repair facility to inspect and estimate the cost to repair such equipment. The cost, if any, of shipping the equipment to and from such repair facility and of such estimate shall be borne solely by the purchaser. Damaged equipment must remain available for inspection until the claim is finalized. Whenever claims are settled, Belkin Corporation reserves the right to be subrogated under any existing insurance policies the purchaser may have.

How state law relates to the warranty.

THIS WARRANTY CONTAINS THE SOLE WARRANTY OF BELKIN CORPORATION, THERE ARE NO OTHER WARRANTIES, EXPRESSED OR, EXCEPT AS REQUIRED BY LAW, IMPLIED, INCLUDING THE IMPLIED WARRANTY OR CONDITION OF QUALITY, MERCHANTABILITY OR FITNESS FOR A PARTICULAR PURPOSE, AND SUCH IMPLIED WARRANTIES, IF ANY, ARE LIMITED IN DURATION TO THE TERM OF THIS WARRANTY.

Some states do not allow limitations on how long an implied warranty lasts, so the above limitations may not apply to you.

IN NO EVENT SHALL BELKIN CORPORATION BE LIABLE FOR INCIDENTAL, SPECIAL, DIRECT, INDIRECT, CONSEQUENTIAL OR MULTIPLE DAMAGES SUCH AS, BUT NOT LIMITED TO, LOST BUSINESS OR PROFITS ARISING OUT OF THE SALE OR USE OF ANY BELKIN PRODUCT, EVEN IF ADVISED OF THE POSSIBILITY OF SUCH DAMAGES.

This warranty gives you specific legal rights, and you may also have other rights, which may vary from state to state. Some states do not allow the exclusion or limitation of incidental, consequential, or other damages, so the above limitations may not apply to you.

BELKIN®

Flip  
Wireless

BELKIN®

Flip  
Wireless

BELKIN®

www.belkin.com

**Belkin Corporation**  
501 West Walnut Street  
Los Angeles, CA 90220-5221, USA  
310-898-1100  
310-898-1111 fax

**Belkin Ltd.**  
Express Business Park, Shipton Way  
Rushden, NN10 6GL, United Kingdom  
+44 (0) 1933 35 2000  
+44 (0) 1933 31 2000 fax

**Belkin Ltd.**  
7 Bowen Crescent, West Gosford  
NSW 2250, Australia  
+61 (0) 2 4372 8600  
+61 (0) 2 4372 8603 fax

**Belkin B.V.**  
Boeing Avenue 333  
1119 PH Schiphol-Rijk, The Netherlands  
+31 (0) 20 654 7300  
+31 (0) 20 654 7349 fax

**Belkin Tech Support**  
US: 800-223-5546 ext. 2263  
310-898-1100 ext. 2263  
Europe: 00 800 223 55 460  
Australia: 1800 235 546  
New Zealand: 0800 235 546  
Singapore: 800 616 1790



© 2006 Belkin Corporation. All rights reserved. All trade names are registered trademarks of respective manufacturers listed. Mac and Mac OS are trademarks of Apple Computer, Inc., registered in the U.S. and other countries. Windows is either a registered trademark or trademark of Microsoft Corporation in the United States and/or other countries.

P75115

User Guide

F1DG102W