

## Test Result for Inspection

Product Name	Intel® Dual Band Wireless-AC 8260
Model No	8260D2W
FCC ID.	PD98260D2

Applicant	Intel Mobile Communications
Address	100 Center Point Circle, Suite 200 Columbia, South Carolina 29210 USA

Date of Receipt	June 26, 2015
Issue Date	July 01, 2015
Report No.	1570012S-CUSTOM
Report Version	V1.0



The test results relate only to the samples tested.

The test results shown in the test report are traceable to the national/international standard through the calibration report of the equipment and evaluated measurement uncertainty herein.

This report must not be used to claim product endorsement by TAF or any agency of the government.

The test report shall not be reproduced without the written approval of QuieTek Corporation.

# Test Report

Issue Date: July 01, 2015

Report No.: 1570012S-CUSTOM



Product Name	Intel® Dual Band Wireless-AC 8260
Applicant	Intel Mobile Communications
Address	100 Center Point Circle, Suite 200 Columbia, South Carolina 29210 USA
Manufacturer	Intel Mobile Communications
Model No.	8260D2W
EUT Rated Voltage	DC 3.3V
EUT Test Voltage	AC 120V/60Hz
Trade Name	Intel
Applicable Standard	FCC CFR Title 47 Part 15 Subpart C: 2013 ANSI C63.4: 2014, ANSI C63.10: 2013 KDB 558074 D01 DTS Meas Guidance v03r02
Test Result	Complied

Documented By

:

*Rita Huang*

( Senior Adm. Specialist / Rita Huang )

Tested By

:

*Alan Chen*

( Engineer / Alan Chen )

Approved By

:

*Vincent Lin*

( Director / Vincent Lin )

## TABLE OF CONTENTS

Description	Page
<b>1. GENERAL INFORMATION .....</b>	<b>4</b>
1.1. EUT Description.....	4
1.2. Operational Description .....	7
1.3. Tested System Details.....	8
1.4. Configuration of Tested System .....	8
1.5. EUT Exercise Software .....	8
1.6. Test Facility .....	9
<b>2. Peak Power Output .....</b>	<b>10</b>
2.1. Test Equipment.....	10
2.2. Test Setup .....	10
2.3. Limits .....	10
2.4. Test Procedure .....	11
2.5. Uncertainty .....	11
2.6. Test Result of Peak Power Output.....	12
<b>3. Band Edge .....</b>	<b>12</b>
3.1. Test Equipment.....	13
3.2. Test Setup .....	14
3.3. Limits .....	14
3.4. Test Procedure .....	15
3.5. Uncertainty .....	15
3.6. Test Result of Band Edge .....	16
<b>4. EMI Reduction Method During Compliance Testing .....</b>	<b>40</b>

## 1. GENERAL INFORMATION

### 1.1. EUT Description

Product Name	Intel® Dual Band Wireless-AC 8260
Trade Name	Intel
Model No.	8260D2W
FCC ID.	PD98260D2
Frequency Range	802.11b/g/n-20MHz:2412-2472MHz,802.11n-40MHz:2422-2462MHz
Number of Channels	802.11b/g/n-20MHz: 13, n-40MHz: 9
Data Speed	802.11b: 1-11Mbps, 802.11a/g: 6-54Mbps, 802.11n: up to 300Mbps
Channel separation	802.11b/g/n-20MHz: 5 MHz
Type of Modulation	802.11b:DSSS, DBPSK, DQPSK, CCK 802.11g/n: OFDM, BPSK, QPSK, 16QAM, 64QAM
Antenna Type	PIFA Antenna
Antenna Gain	Refer to the table “Antenna List”
Channel Control	Auto

#### Antenna List

No.	Manufacturer	Part No.	Antenna Type	Peak Gain
1	SkyCross	N/A (Main) N/A (Aux )	PIFA	3.24 dBi in 2.4GHz

Note: The antenna of EUT is conform to FCC 15.203

802.11b/g/n-20MHz Center Frequency of Each Channel:

Channel	Frequency	Channel	Frequency	Channel	Frequency	Channel	Frequency
Channel 01:	2412 MHz	Channel 02:	2417 MHz	Channel 03:	2422 MHz	Channel 04:	2427 MHz
Channel 05:	2432 MHz	Channel 06:	2437 MHz	Channel 07:	2442 MHz	Channel 08:	2447 MHz
Channel 09:	2452 MHz	Channel 10:	2457 MHz	Channel 11:	2462 MHz	Channel 12:	2467 MHz
Channel 13:	2472 MHz						

802.11n-40MHz (2.4G Band) Center Working Frequency of Each Channel:

Channel	Frequency	Channel	Frequency	Channel	Frequency	Channel	Frequency
Channel 3:	2422 MHz	Channel 4:	2427 MHz	Channel 5:	2432 MHz	Channel 6:	2437 MHz
Channel 7:	2442 MHz	Channel 8:	2447 MHz	Channel 9:	2452 MHz	Channel 10:	2457 MHz
Channel 11:	2462 MHz						

**Duty Cycle**

Formula:

$$\text{Duty cycle} = \text{Ton} / (\text{Ton} + \text{Toff})$$

$$\text{Duty Factor} = 10 \text{ Log } (1/\text{Duty Cycle})$$

Results:

2.4GHz band	Duty Cycle	Duty Factor (dB)
802.11b	0.982	0.079
802.11g	0.988	0.052
802.11n-20	0.983	0.074
802.11n-40	0.940	0.269

Note:

1. This device is an Intel® Dual Band Wireless-AC 8260 with a built-in 2.4GHz and 5GHz WLAN transceiver.
2. Regarding to the operation frequency, the lowest, middle and highest frequency are selected to perform the test.
3. These tests are conducted on a sample for the purpose of demonstrating compliance of 802.11a/b/g/n transmitter with Part 15 Subpart C Paragraph 15.247 of spread spectrum devices.

Test Mode:	Mode 1 SISO A: Transmit (802.11b 1Mbps)
	Mode 1 SISO A: Transmit (802.11g 6Mbps)
	Mode 1 SISO A: Transmit - 802.11n-20BW_7.2Mbps(2.4G Band)
	Mode 1 SISO A: Transmit - 802.11n-40BW_15Mbps(2.4G Band)
	Mode 2 SISO B: Transmit (802.11b 1Mbps)
	Mode 2 SISO B: Transmit (802.11g 6Mbps)
	Mode 2 SISO B: Transmit - 802.11n-20BW_7.2Mbps(2.4G Band)
	Mode 2 SISO B: Transmit - 802.11n-40BW_15Mbps(2.4G Band)
	Mode 3 MIMO: Transmit - 802.11n-20BW_14.4Mbps(2.4G Band)
	Mode 3 MIMO: Transmit - 802.11n-40BW_30Mbps(2.4G Band)
	Mode 4 Beamforming: Transmit - 802.11n-20BW_14.4Mbps(2.4G Band)
	Mode 4 Beamforming: Transmit - 802.11n-40BW_30Mbps(2.4G Band)

## 1.2. Operational Description

The EUT is an Intel® Dual Band Wireless-AC 8260 with a built-in 2.4GHz and 5GHz WLAN transceiver. This device provided four kinds of transmitting speed 1, 2, 5.5 and 11Mbps and the device of RF carrier is DBPSK, DQPSK and CCK (IEEE 802.11b). The device provided of eight kinds of transmitting speed 6, 9, 12, 18, 24, 36, 48 and 54Mbps the device of RF carrier is BPSK, QPSK, 16QAM and 64QAM (IEEE 802.11a/g).

The device provided of eight kinds of transmitting speed 14.4, 28.9, 43.3, 57.8, 86.7, 115.6, 130 and 144.4Mbps in 802.11n(20M-BW) mode and 30, 60, 90, 120, 180, 240, 270 and 300 Mbps(40M-BW) and 65, 130, 195, 260, 390, 520, 585, 650, 780 and 866.7Mbps in 802.11ac(80BW) mode the device of RF carrier is BPSK, QPSK, 16QAM and 64QAM and 256 QAM (IEEE 802.11n/ac), the IEEE 802.11n/ac is Multiple In, Multiple Out" (MIMO) technology.

The device adapts direct sequence spread spectrum modulation. The antenna provides diversity function to improve the receiving function and the antennas to support 2(Transmit) × 2(Receive) MIMO technology.

This Intel® Dual Band Wireless-AC 8260, compliant with IEEE 802.11a/b/g/n/ac, is a high-efficiency Wireless LAN adapter. It allows your computer to connect to a wireless network and to share resources, such as files or printers without being bound to the network wires. Operation in 2.4GHz Direct Sequence Spread Spectrum (DSSS) and Orthogonal Frequency Division Multiplexing (OFDM) radio transmission, the Intel® Dual Band Wireless-AC 8260 Wired Equivalent Protection (WEP) algorithm is used. In addition, its standard compliance ensures that it can communicate with any IEEE 802.11a/b/g/n/ac network.

This equipment includes WLAN and Bluetooth, which can not transmit signals simultaneously.

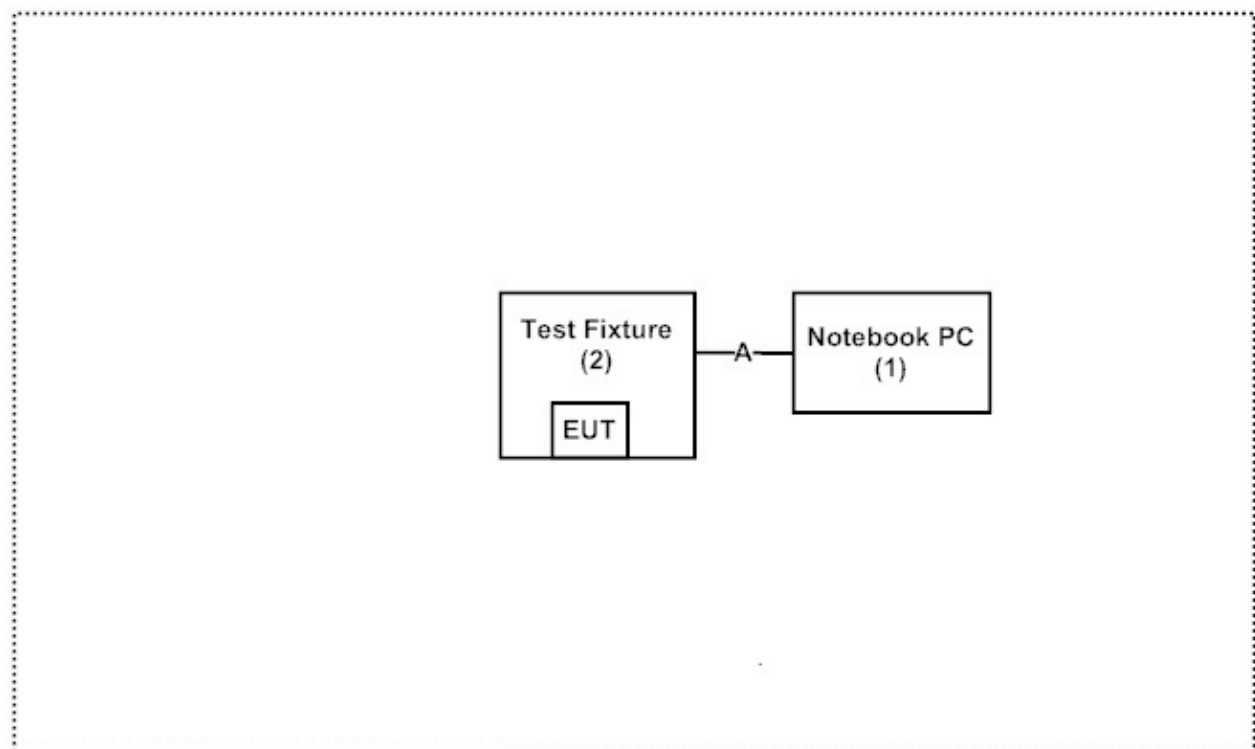
### 1.3. Tested System Details

The types for all equipment, plus descriptions of all cables used in the tested system (including inserted cards) are:

	Product	Manufacturer	Model No.	Serial No.	Power Cord
1	Notebook PC	DELL	N/A	N/A	Non-Shielded, 1.8m
2	Test Fixture	Intel	N/A	N/A	N/A

	Signal Cable Type	Signal cable Description
A	Test Fixture Cable	Non-Shielded, 1.0m

### 1.4. Configuration of Tested System



### 1.5. EUT Exercise Software

- (1) Setup the EUT as shown in Section 1.4.
- (2) Execute software "DRTU (Ver 1.8.1-01253)" on the EUT.
- (3) Configure the test mode, the test channel, and the data rate.
- (4) Press "OK" to start the continuous Transmit.
- (5) Verify that the EUT works properly.

## 1.6. Test Facility

Ambient conditions in the laboratory:

Items	Required (IEC 68-1)	Actual
Temperature (°C)	15-35	20-35
Humidity (%RH)	25-75	50-65
Barometric pressure (mbar)	860-1060	950-1000

The related certificate for our laboratories about the test site and management system can be downloaded from

QuieTek Corporation's Web Site : <http://www.quietek.com/chinese/about/certificates.aspx?bval=5>

The address and introduction of Quietek Corporation's laboratories can be founded in our Web

site : <http://www.quietek.com/>

Site Description: File on  
Federal Communications Commission  
FCC Engineering Laboratory  
7435 Oakland Mills Road  
Columbia, MD 21046  
Registration Number: 92195

Site Name: Quietek Corporation  
Site Address: No.5-22, Ruishukeng,  
Linkou Dist. New Taipei City 24451,  
Taiwan, R.O.C.  
TEL: 886-2-8601-3788 / FAX : 886-2-8601-3789  
E-Mail : [service@quietek.com](mailto:service@quietek.com)

FCC Accreditation Number: TW1014

## 2. Peak Power Output

### 2.1. Test Equipment

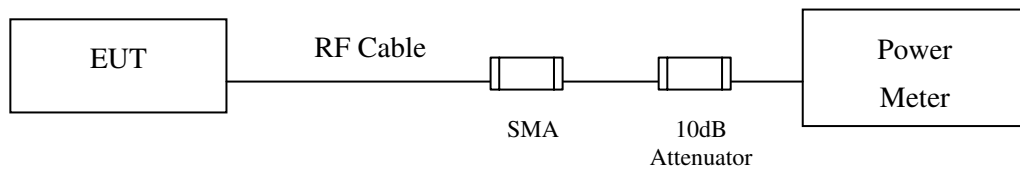
	Equipment	Manufacturer	Model No./Serial No.	Last Cal.
X	Power Meter	Anritsu	ML2495A/6K00003357	May, 2015
X	Power Sensor	Anritsu	MA2411B/0738448	Jun., 2015
	Spectrum Analyzer	R&S	FSP40 / 100170	Jun., 2015
	Spectrum Analyzer	Agilent	E4407B / US39440758	Jun., 2015
X	Spectrum Analyzer	Agilent	N9010A / MY48030495	Apr., 2015

Note:

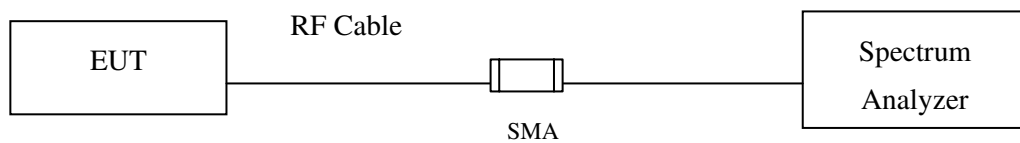
1. All equipments are calibrated with traceable calibrations. Each calibration is traceable to the national or international standards.
2. The test instruments marked with “X” are used to measure the final test results.

### 2.2. Test Setup

#### Conduction Power Measurement (for $\leq 40$ MHz)



#### Conduction Power Measurement (for 80 MHz)



### 2.3. Limits

The maximum peak power shall be less 1 Watt.

## 2.4. Test Procedure

The EUT was tested according to DTS test procedure of KDB 558074 for compliance to FCC 47CFR 15.247 requirements.

**BW  $\leq$  40MHz:** The maximum peak conducted output power using KDB 558074 D01 DTS Meas Guidance v03r02 section 9.1.2 PKPM1 Peak power meter method

Note: the power meter have a video bandwidth that is greater than or equal to the measurement bandwidth, (Anritsu/ MA2411B video bandwidth: 50MHz)

**BW=80MHz:** The maximum average conducted output power using KDB 558074 D01 DTS Meas Guidance v03r02 section 9.2.2.2 Method AVGSA-1, Measurement using a spectrum analyzer (SA) for 802.11ac. (Trace averaging with the EUT transmitting at full power throughout each sweep).

## 2.5. Uncertainty

Power sensor/meter method:  $\pm 0.517$  dB

Spectrum analyzer method:  $\pm 1.27$  dB

## 2.6. Test Result of Peak Power Output

Product : Intel® Dual Band Wireless-AC 8260  
Test Item : Peak Power Output Data  
Test Site : No.3 OATS  
Test Mode : Transmit Mode

Mode		Channel No	Frequency (MHz)	Average Power (dBm)	Peak Power (dBm)	Required Limit (dBm)	Result
802.11b	SISO A	13	2472	11.75	13.81	30 dBm	PASS
	SISO B	13	2472	7.79	9.63	30 dBm	PASS
802.11g	SISO A	13	2472	0.52	6.32	30 dBm	PASS
	SISO B	13	2472	-0.51	5.25	30 dBm	PASS
802.11n-20	SISO A	13	2472	-0.4	5.82	30 dBm	PASS
	SISO B	13	2472	-0.21	5.76	30 dBm	PASS
802.11n-40	SISO A	11	2462	-0.75	4.51	30 dBm	PASS
	SISO B	11	2462	-0.32	4.78	30 dBm	PASS

### Average Power(dBm)

Mode		Channel No	Frequency (MHz)	Chain A Power (dBm)	Chain B Power (dBm)	Total Power (dBm)	Required Limit (dBm)	Result
802.11n-20	MIMO	13	2472	-0.75	-1.18	2.05	--	--
	BF	13	2472	-0.39	-1.19	2.24	--	--
802.11n-40	MIMO	11	2462	-1.09	-2.03	1.48	--	--
	BF	11	2462	-0.89	-1.34	1.90	--	--

### Peak Power(dBm)

Mode		Channel No	Frequency (MHz)	Chain A Power (dBm)	Chain B Power (dBm)	Total Power (dBm)	Required Limit (dBm)	Result
802.11n-20	MIMO	13	2472	5.38	4.98	8.19	30 dBm	PASS
	BF	13	2472	5.94	5.16	8.58	30 dBm	PASS
802.11n-40	MIMO	11	2462	4.45	3.82	7.16	30 dBm	PASS
	BF	11	2462	4.27	3.81	7.06	30 dBm	PASS

### 3. Band Edge

#### 3.1. Test Equipment

##### RF Conducted Measurement

The following test equipments are used during the band edge tests:

	Equipment	Manufacturer	Model No./Serial No.	Last Cal.
	Spectrum Analyzer	R&S	FSP40 / 100170	Jun, 2015
	Spectrum Analyzer	Agilent	E4407B / US39440758	Jun, 2015
X	Spectrum Analyzer	Agilent	N9010A / MY48030495	Apr., 2015
	8-WAY Power Divider	JFW	50PD-647 / 526770 0916	Apr., 2015

Note:

1. All equipments are calibrated with traceable calibrations. Each calibration is traceable to the national or international standards.
2. The test instruments marked with “X” are used to measure the final test results.

##### RF Radiated Measurement:

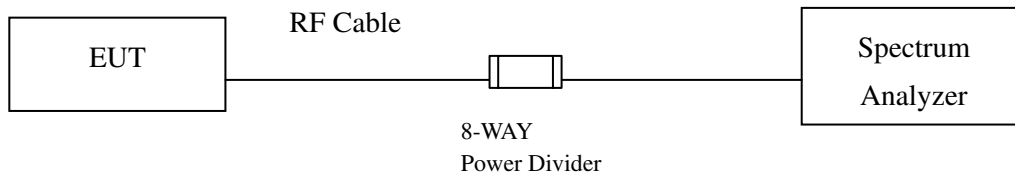
The following test equipments are used during the band edge tests:

Test Site		Equipment	Manufacturer	Model No./Serial No.	Last Cal.
☒ CB # 8	X	Spectrum Analyzer	R&S	FSP40/ 100339	Oct, 2014
	X	Horn Antenna	ETS-Lindgren	3117/ 35205	Mar., 2015
	X	Horn Antenna	Schwarzbeck	BBHA9170/209	Jan, 2015
	X	Horn Antenna	TRC	AH-0801/95051	Aug, 2014
	X	Pre-Amplifier	EMCI	EMC012630SE/980210	Jan, 2015
	X	Pre-Amplifier	MITEQ	JS41-001040000-58-5P/153945	Jul, 2015
	X	Pre-Amplifier	NARDA	DBL-1840N506/013	Jul, 2015

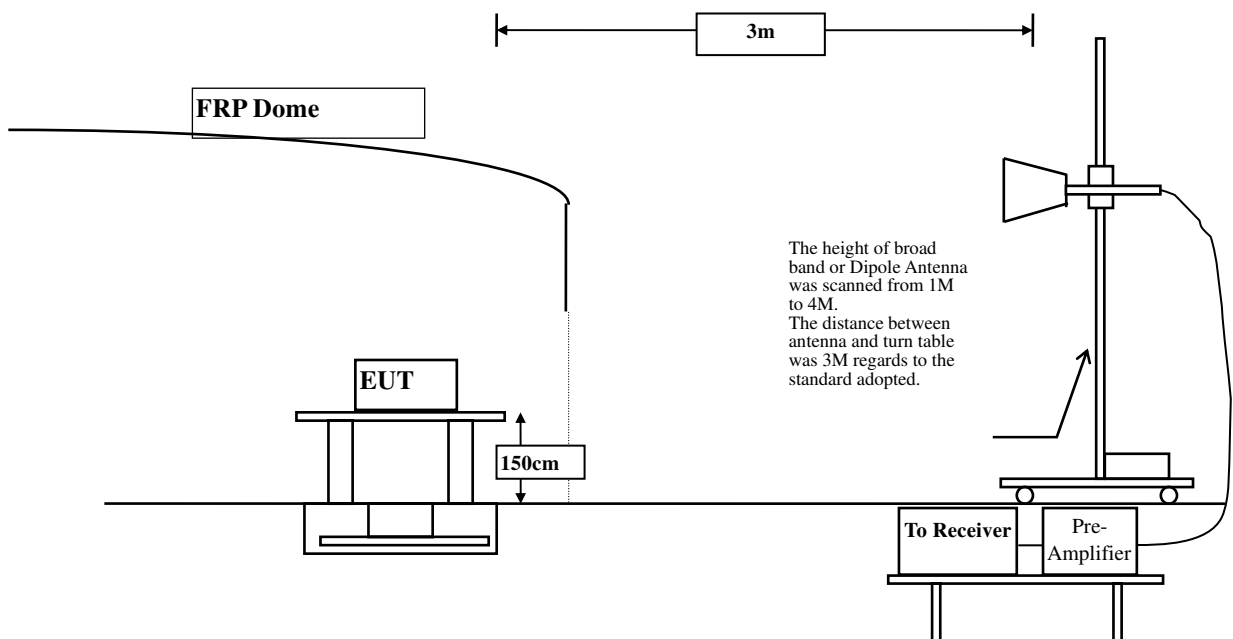
- Note:
1. All instruments are calibrated every one year.
  2. The test instruments marked by “X” are used to measure the final test results.

### 3.2. Test Setup

#### RF Conducted Measurement



#### RF Radiated Measurement:



### 3.3. Limits

Emissions radiated outside of the specified frequency bands, except for harmonics, shall be attenuated by at least 20dB below the level of the fundamental or to the general radiated emission limits in paragraph 15.209, whichever is the lesser attenuation.

### **3.4. Test Procedure**

The EUT was setup according to ANSI C63.10, 2013 and tested according to DTS test procedure of KDB558074 for compliance to FCC 47CFR 15.247 requirements.

The EUT is placed on a turn table which is 1.5 meter above ground. The turn table is rotated 360 degrees to determine the position of the maximum emission level. The EUT was positioned such that the distance from antenna to the EUT was 3 meters.

The antenna is scanned from 1 meter to 4 meters to find out the maximum emission level. This is repeated for both horizontal and vertical polarization of the antenna. In order to find the maximum emission, all of the interface cables were manipulated according to ANSI C63.10:2013 on radiated measurement.

### **3.5. Uncertainty**

± 3.9 dB above 1GHz

± 3.8 dB below 1GHz

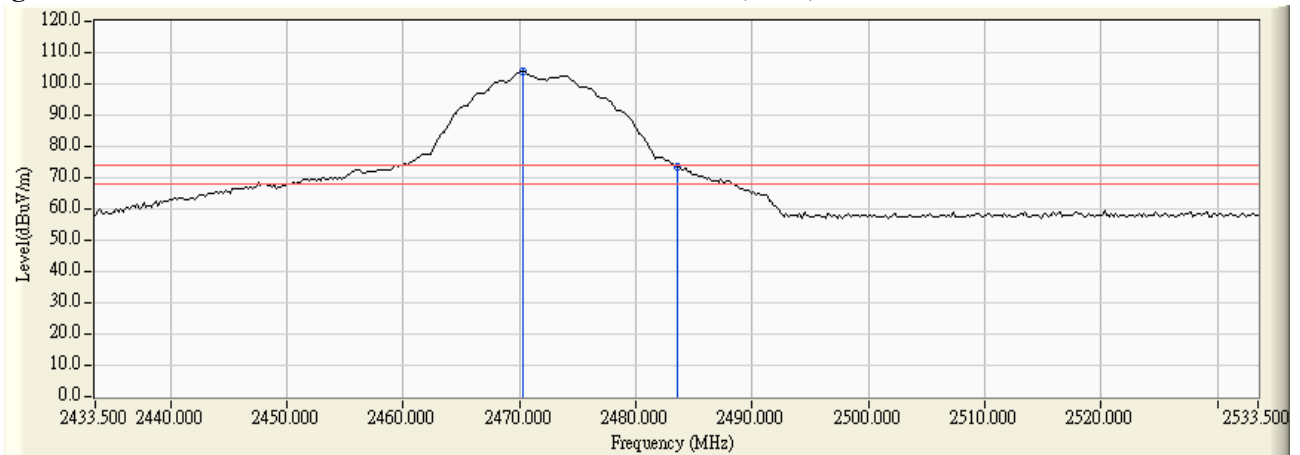
### 3.6. Test Result of Band Edge

Product : Intel® Dual Band Wireless-AC 8260  
Test Item : Band Edge  
Test Site : No.3 OATS  
Test Mode : Mode 1 SISO A: Transmit (802.11b 1Mbps)

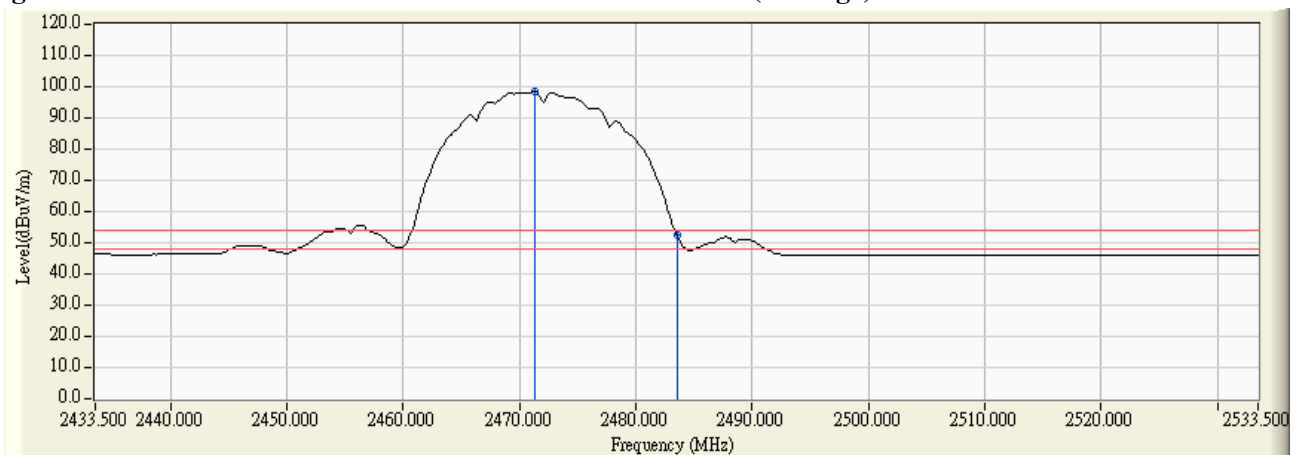
#### RF Radiated Measurement (Horizontal):

Channel No.	Frequency (MHz)	Correct Factor (dB)	Reading Level (dBuV)	Emission Level (dBuV/m)	Peak Limit (dBuV/m)	Average Limit (dBuV/m)	Result
13 (Peak)	2470.300	33.914	69.976	103.891	--	--	Pass
13 (Peak)	2483.500	33.951	39.536	73.486	74.00	54.00	Pass
13 (Average)	2471.300	33.917	64.564	98.481	--	--	Pass
13 (Average)	2483.500	33.951	18.375	52.325	74.00	54.00	Pass

**Figure Channel 13: Horizontal (Peak)**



**Figure Channel 13: Horizontal (Average)**



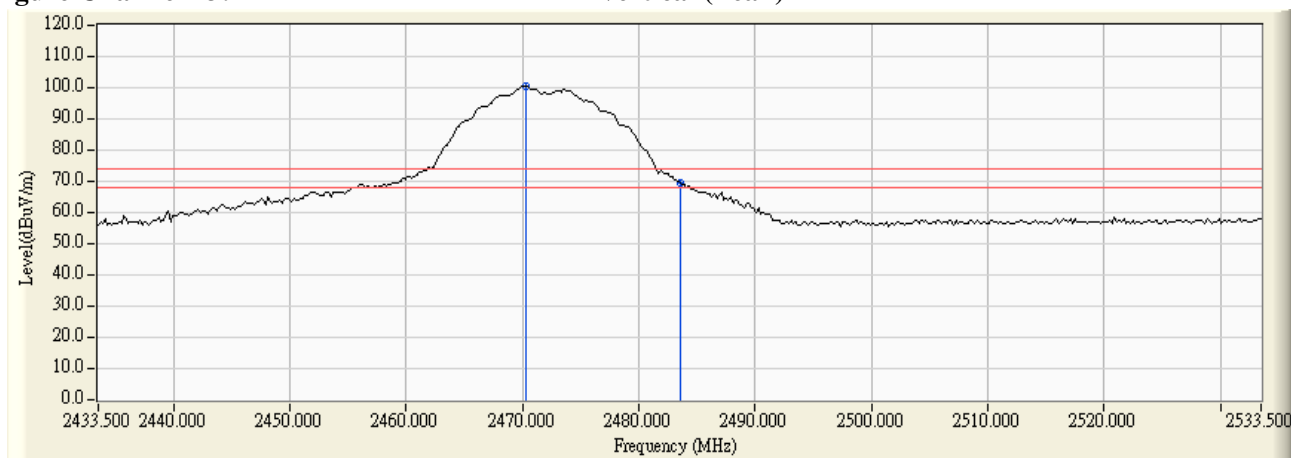
- Note:1. All readings above 1GHz are performed with peak and/or average measurements as necessary.  
2. Peak measurements: RBW = 1MHz, VBW = 3 MHz, Sweep: Auto.  
3. Average measurements: RBW = 1MHz, VBW = 10 Hz, Sweep: Auto.  
4. “ \* ”, means this data is the worst emission level.  
5. Measurement Level = Reading Level + Correct Factor.  
6. The average measurement was not performed when the peak measured data under the limit of average detection.

Product : Intel® Dual Band Wireless-AC 8260  
Test Item : Band Edge  
Test Site : No.3 OATS  
Test Mode : Mode 1 SISO A: Transmit (802.11b 1Mbps)

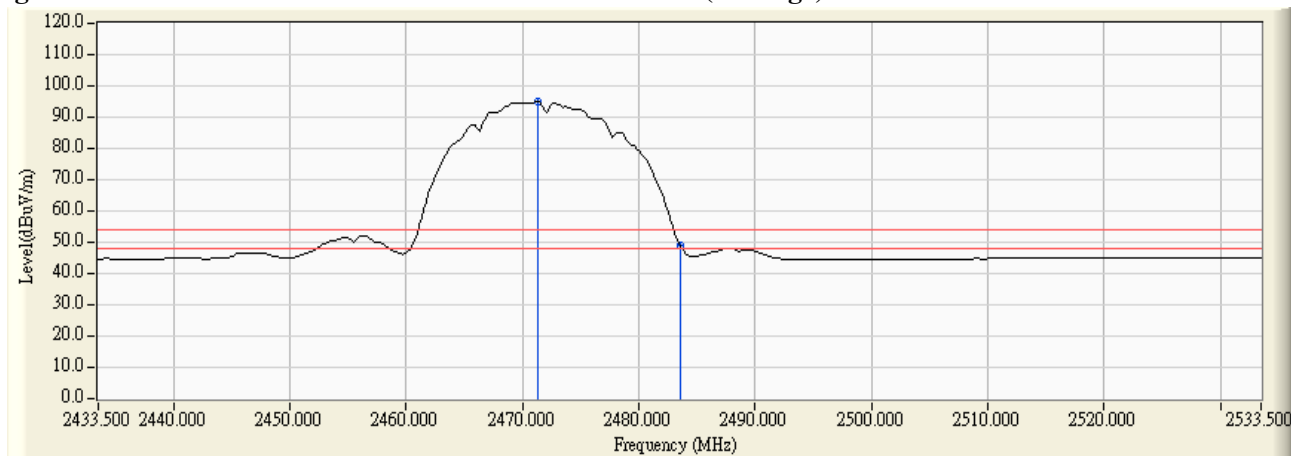
**RF Radiated Measurement (Vertical):**

Channel No.	Frequency (MHz)	Correct Factor (dB)	Reading Level (dBuV)	Emission Level (dBuV/m)	Peak Limit (dBuV/m)	Average Limit (dBuV/m)	Result
13 (Peak)	2470.300	32.520	68.045	100.566	--	--	Pass
13 (Peak)	2483.500	32.586	36.830	69.415	74.00	54.00	Pass
13 (Average)	2471.300	32.526	62.496	95.021	--	--	Pass
13 (Average)	2483.500	32.586	16.468	49.053	74.00	54.00	Pass

**Figure Channel 13: Vertical (Peak)**



**Figure Channel 13: Vertical (Average)**



**Note:**

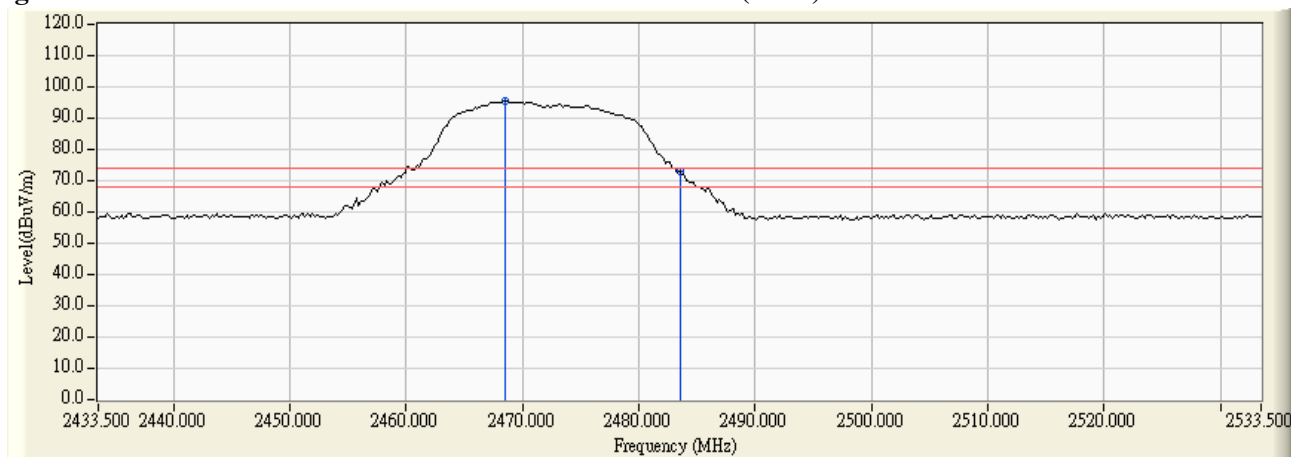
1. All readings above 1GHz are performed with peak and/or average measurements as necessary.
2. Peak measurements: RBW = 1MHz, VBW = 3 MHz, Sweep: Auto.
3. Average measurements: RBW = 1MHz, VBW = 10 Hz, Sweep: Auto.
4. “ \* ”, means this data is the worst emission level.
5. Measurement Level = Reading Level + Correct Factor.
6. The average measurement was not performed when the peak measured data under the limit of average detection.

Product : Intel® Dual Band Wireless-AC 8260  
 Test Item : Band Edge  
 Test Site : No.3 OATS  
 Test Mode : Mode 1 SISO A: Transmit (802.11g 6Mbps)

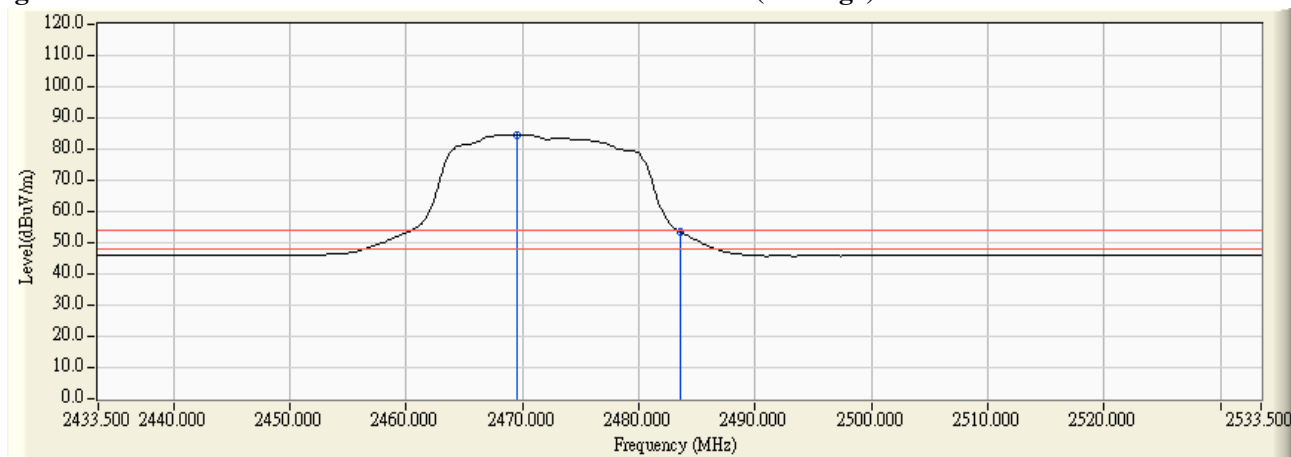
**RF Radiated Measurement (Horizontal):**

Channel No.	Frequency (MHz)	Correct Factor (dB)	Reading Level (dBuV)	Emission Level (dBuV/m)	Peak Limit (dBuV/m)	Average Limit (dBuV/m)	Result
13 (Peak)	2468.500	33.909	61.427	95.337	--	--	Pass
13 (Peak)	2483.500	33.951	38.993	72.943	74.00	54.00	Pass
13 (Average)	2469.500	33.912	50.753	84.665	--	--	Pass
13 (Average)	2483.500	33.951	19.505	53.455	74.00	54.00	Pass

**Figure Channel 13: Horizontal (Peak)**



**Figure Channel 13: Horizontal (Average)**



**Note:**

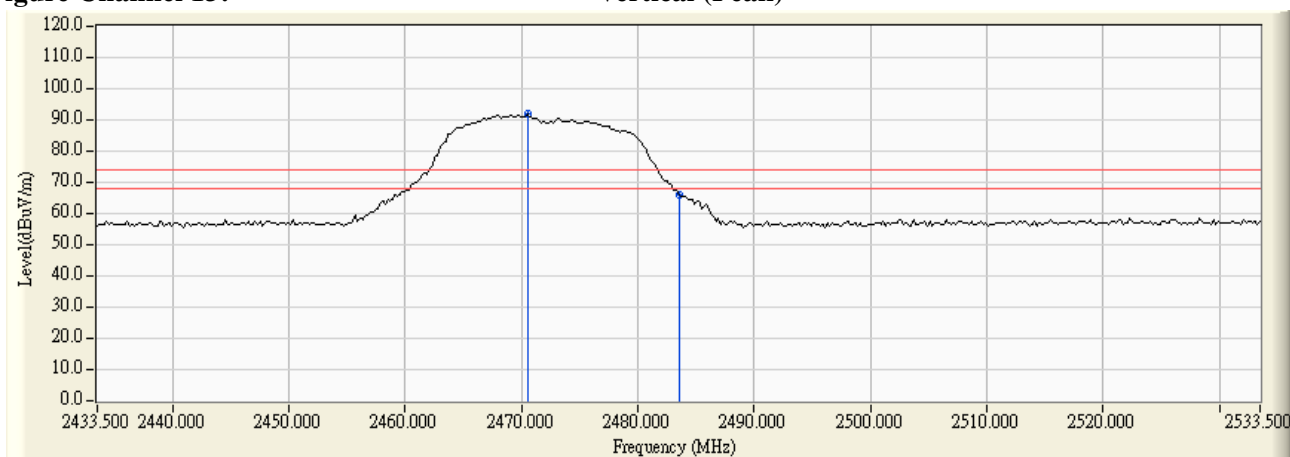
1. All readings above 1GHz are performed with peak and/or average measurements as necessary.
2. Peak measurements: RBW = 1MHz, VBW = 3 MHz, Sweep: Auto.
3. Average measurements: RBW = 1MHz, VBW = 10 Hz, Sweep: Auto.
4. “ \* ”, means this data is the worst emission level.
5. Measurement Level = Reading Level + Correct Factor.
6. The average measurement was not performed when the peak measured data under the limit of average detection.

Product : Intel® Dual Band Wireless-AC 8260  
Test Item : Band Edge  
Test Site : No.3 OATS  
Test Mode : Mode 1 SISO A: Transmit (802.11g 6Mbps)

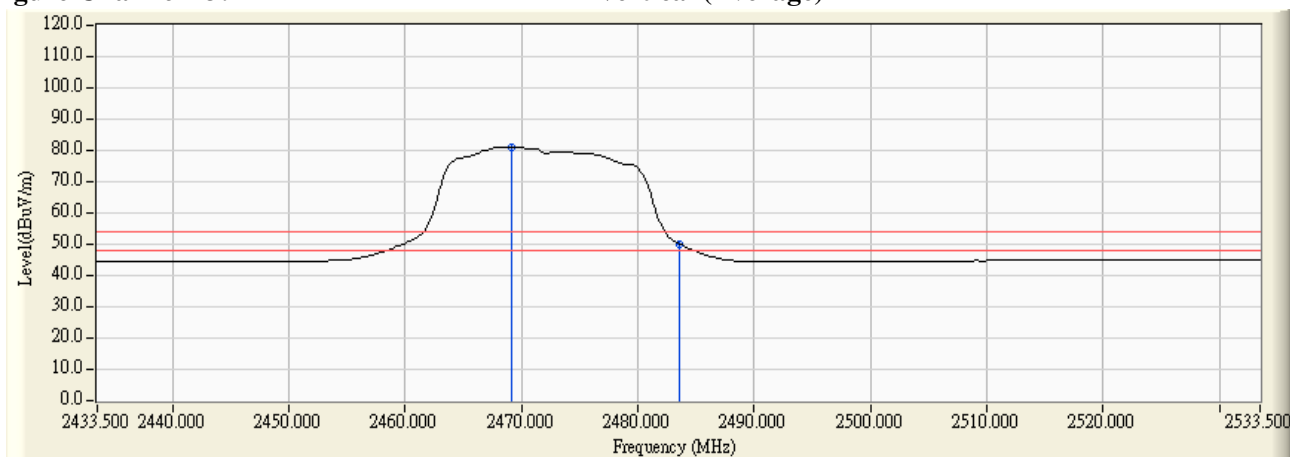
**RF Radiated Measurement (Vertical):**

Channel No.	Frequency (MHz)	Correct Factor (dB)	Reading Level (dBuV)	Emission Level (dBuV/m)	Peak Limit (dBuV/m)	Average Limit (dBuV/m)	Result
13 (Peak)	2470.500	32.522	59.348	91.870	--	--	Pass
13 (Peak)	2483.500	32.586	33.242	65.827	74.00	54.00	Pass
13 (Average)	2469.100	32.514	48.582	81.097	--	--	Pass
13 (Average)	2483.500	32.586	17.489	50.074	74.00	54.00	Pass

**Figure Channel 13: Vertical (Peak)**



**Figure Channel 13: Vertical (Average)**



Note:

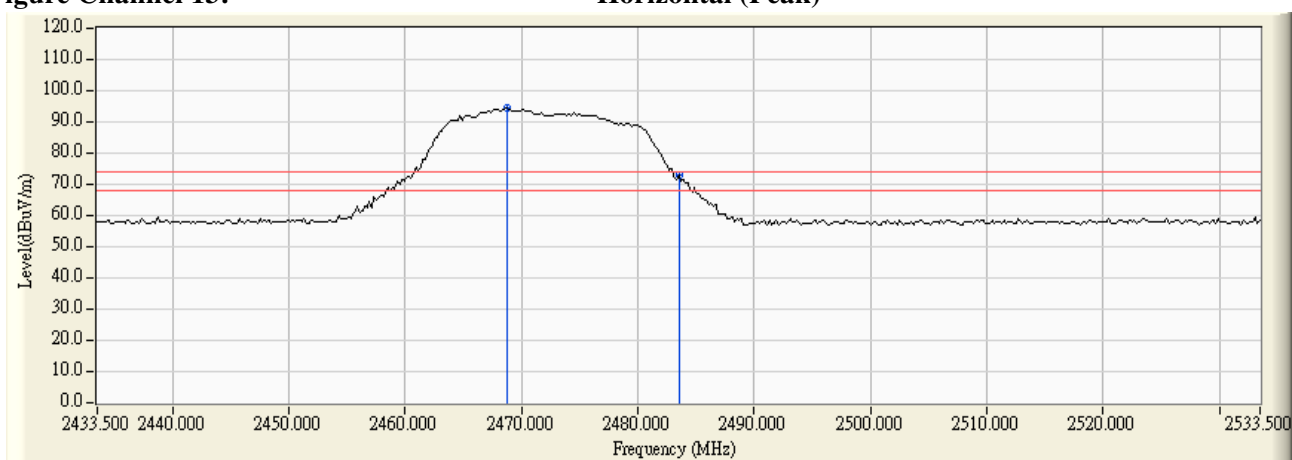
1. All readings above 1GHz are performed with peak and/or average measurements as necessary.
2. Peak measurements: RBW = 1MHz, VBW = 3 MHz, Sweep: Auto.
3. Average measurements: RBW = 1MHz, VBW = 10 Hz, Sweep: Auto.
4. “ \* ”, means this data is the worst emission level.
5. Measurement Level = Reading Level + Correct Factor.
6. The average measurement was not performed when the peak measured data under the limit of average detection.

Product : Intel® Dual Band Wireless-AC 8260  
Test Item : Band Edge  
Test Site : No.3 OATS  
Test Mode : Mode 1 SISO A: Transmit - 802.11n-20BW\_7.2Mbps(2.4G Band)

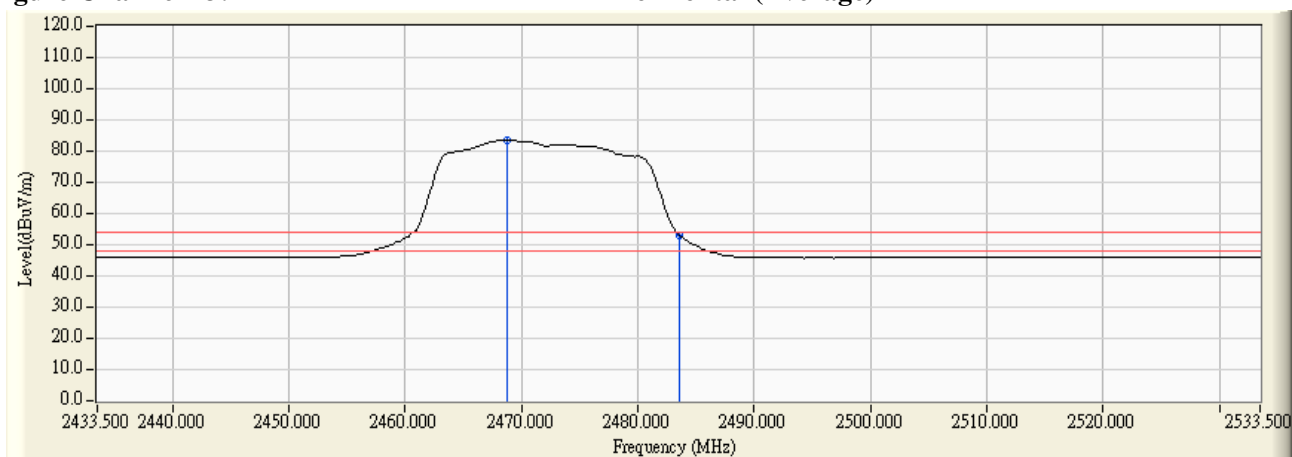
**RF Radiated Measurement (Horizontal):**

Channel No.	Frequency (MHz)	Correct Factor (dB)	Reading Level (dBuV)	Emission Level (dBuV/m)	Peak Limit (dBuV/m)	Average Limit (dBuV/m)	Result
13 (Peak)	2468.700	33.910	60.491	94.401	--	--	Pass
13 (Peak)	2483.500	33.951	38.803	72.753	74.00	54.00	Pass
13 (Average)	2468.700	33.910	49.496	83.406	--	--	Pass
13 (Average)	2483.500	33.951	19.164	53.114	74.00	54.00	Pass

**Figure Channel 13: Horizontal (Peak)**



**Figure Channel 13: Horizontal (Average)**



Note:

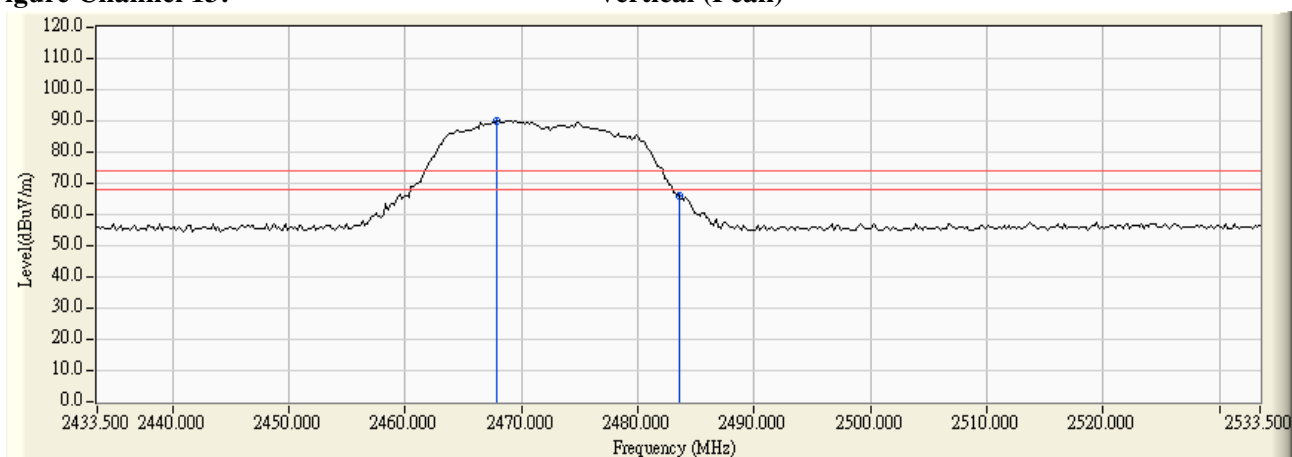
1. All readings above 1GHz are performed with peak and/or average measurements as necessary.
2. Peak measurements: RBW = 1MHz, VBW = 3 MHz, Sweep: Auto.
3. Average measurements: RBW = 1MHz, VBW = 10 Hz, Sweep: Auto.
4. “ \* ”, means this data is the worst emission level.
5. Measurement Level = Reading Level + Correct Factor.
6. The average measurement was not performed when the peak measured data under the limit of average detection.

Product : Intel® Dual Band Wireless-AC 8260  
 Test Item : Band Edge  
 Test Site : No.3 OATS  
 Test Mode : Mode 1 SISO A: Transmit - 802.11n-20BW\_7.2Mbps(2.4G Band)

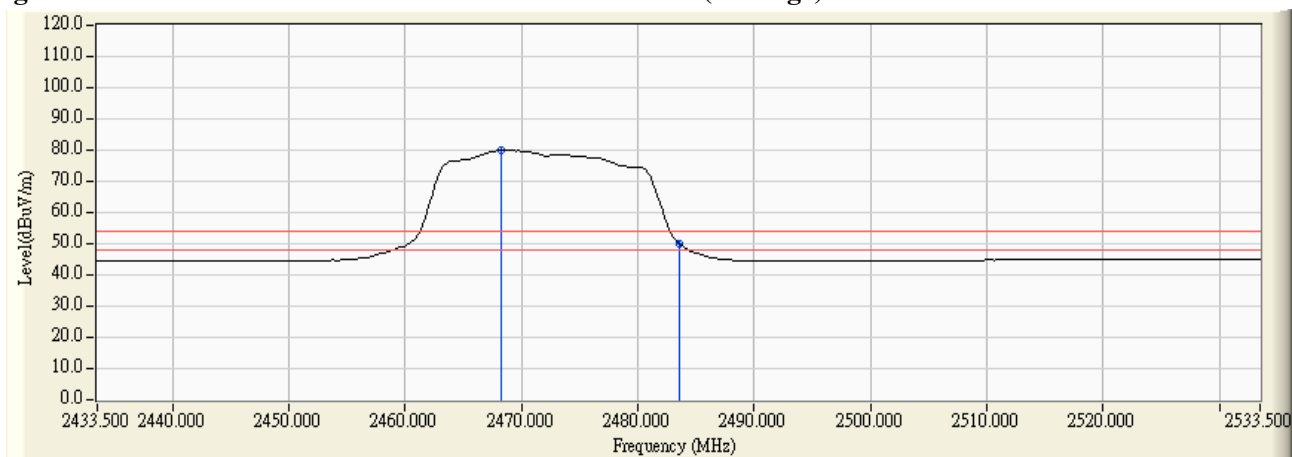
**RF Radiated Measurement (Vertical):**

Channel No.	Frequency (MHz)	Correct Factor (dB)	Reading Level (dBuV)	Emission Level (dBuV/m)	Peak Limit (dBuV/m)	Average Limit (dBuV/m)	Result
13 (Peak)	2467.900	32.509	57.650	90.159	--	--	Pass
13 (Peak)	2483.500	32.586	33.296	65.881	74.00	54.00	Pass
13 (Average)	2468.300	32.511	47.445	79.956	--	--	Pass
13 (Average)	2483.500	32.586	17.433	50.018	74.00	54.00	Pass

**Figure Channel 13: Vertical (Peak)**



**Figure Channel 13: Vertical (Average)**



**Note:**

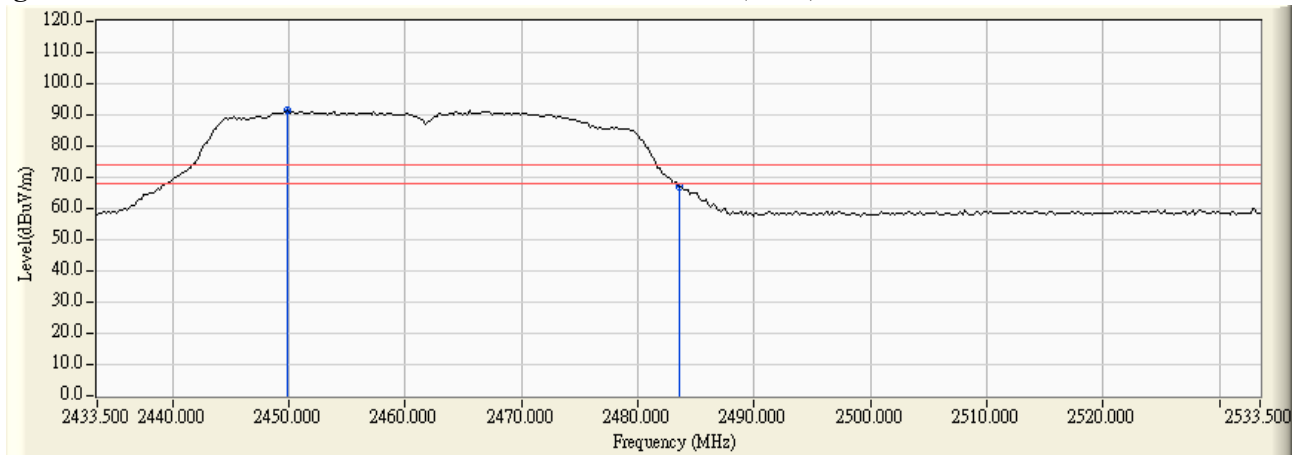
1. All readings above 1GHz are performed with peak and/or average measurements as necessary.
2. Peak measurements: RBW = 1MHz, VBW = 3 MHz, Sweep: Auto.
3. Average measurements: RBW = 1MHz, VBW = 10 Hz, Sweep: Auto.
4. “ \* ”, means this data is the worst emission level.
5. Measurement Level = Reading Level + Correct Factor.
6. The average measurement was not performed when the peak measured data under the limit of average detection.

Product : Intel® Dual Band Wireless-AC 8260  
Test Item : Band Edge  
Test Site : No.3 OATS  
Test Mode : Mode 1 SISO A: Transmit - 802.11n-40BW\_15Mbps(2.4G Band)

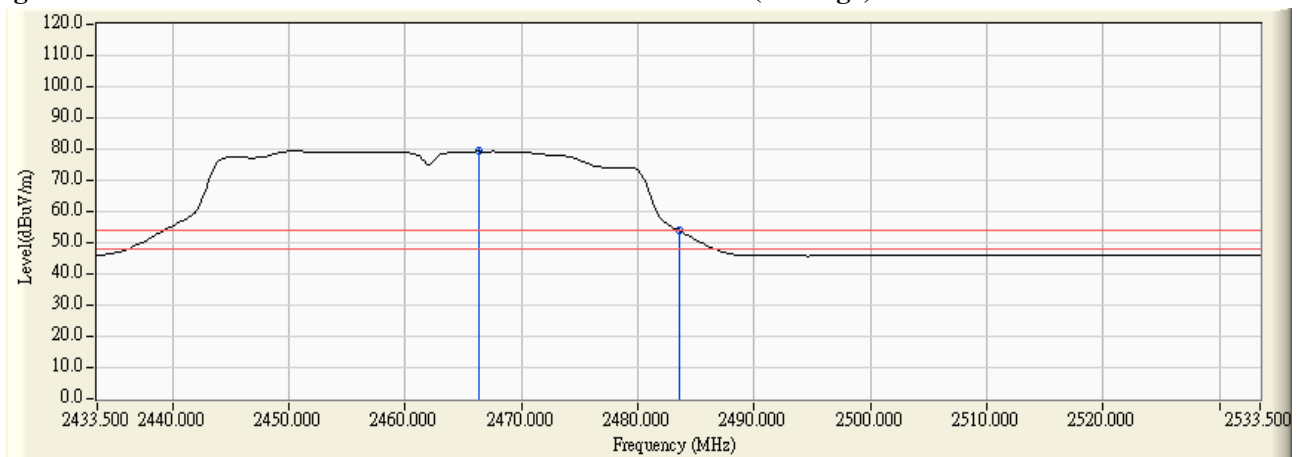
**RF Radiated Measurement (Horizontal):**

Channel No.	Frequency (MHz)	Correct Factor (dB)	Reading Level (dBuV)	Emission Level (dBuV/m)	Peak Limit (dBuV/m)	Average Limit (dBuV/m)	Result
11 (Peak)	2449.900	33.861	57.574	91.436	--	--	Pass
11 (Peak)	2483.500	33.951	32.813	66.763	74.00	54.00	Pass
11 (Average)	2466.300	33.904	45.464	79.368	--	--	Pass
11 (Average)	2483.500	33.951	19.944	53.894	74.00	54.00	Pass

**Figure Channel 11: Horizontal (Peak)**



**Figure Channel 11: Horizontal (Average)**



Note:

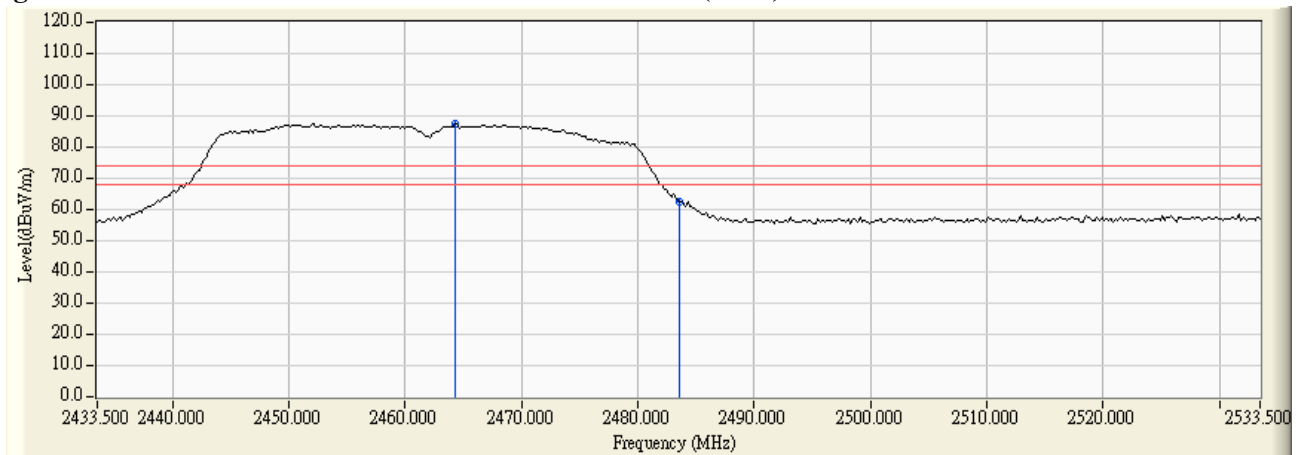
1. All readings above 1GHz are performed with peak and/or average measurements as necessary.
2. Peak measurements: RBW = 1MHz, VBW = 3 MHz, Sweep: Auto.
3. Average measurements: RBW = 1MHz, VBW = 10 Hz, Sweep: Auto.
4. “ \* ”, means this data is the worst emission level.
5. Measurement Level = Reading Level + Correct Factor.
6. The average measurement was not performed when the peak measured data under the limit of average detection.

Product : Intel® Dual Band Wireless-AC 8260  
Test Item : Band Edge  
Test Site : No.3 OATS  
Test Mode : Mode 1 SISO A: Transmit - 802.11n-40BW\_15Mbps(2.4G Band)

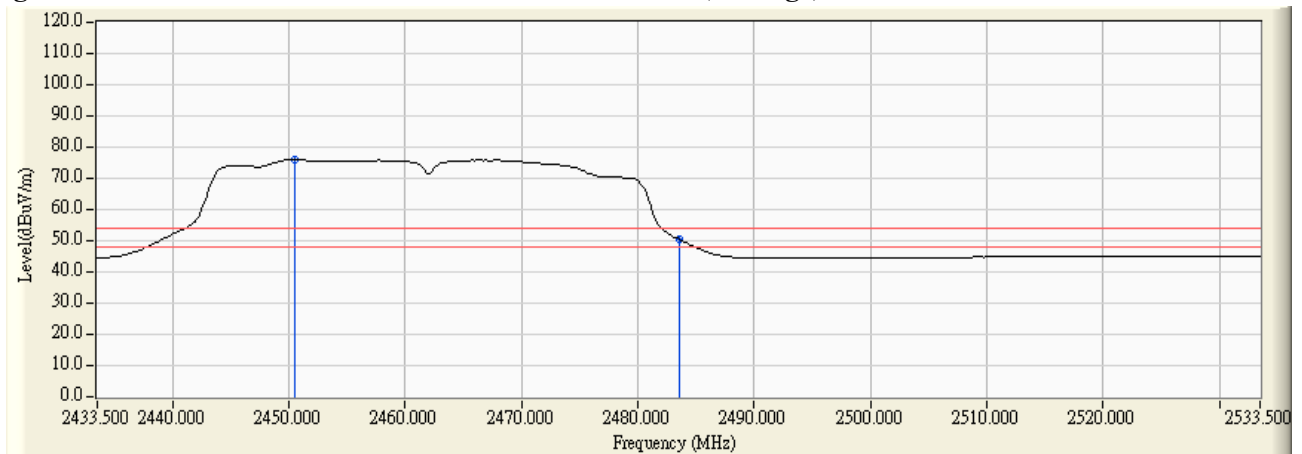
**RF Radiated Measurement (Vertical):**

Channel No.	Frequency (MHz)	Correct Factor (dB)	Reading Level (dBuV)	Emission Level (dBuV/m)	Peak Limit (dBuV/m)	Average Limit (dBuV/m)	Result
11 (Peak)	2464.300	32.492	54.917	87.409	--	--	Pass
11 (Peak)	2483.500	32.586	30.139	62.724	74.00	54.00	Pass
11 (Average)	2450.500	32.425	43.490	75.915	--	--	Pass
11 (Average)	2483.500	32.586	17.907	50.492	74.00	54.00	Pass

**Figure Channel 11: Vertical (Peak)**



**Figure Channel 11: Vertical (Average)**



**Note:**

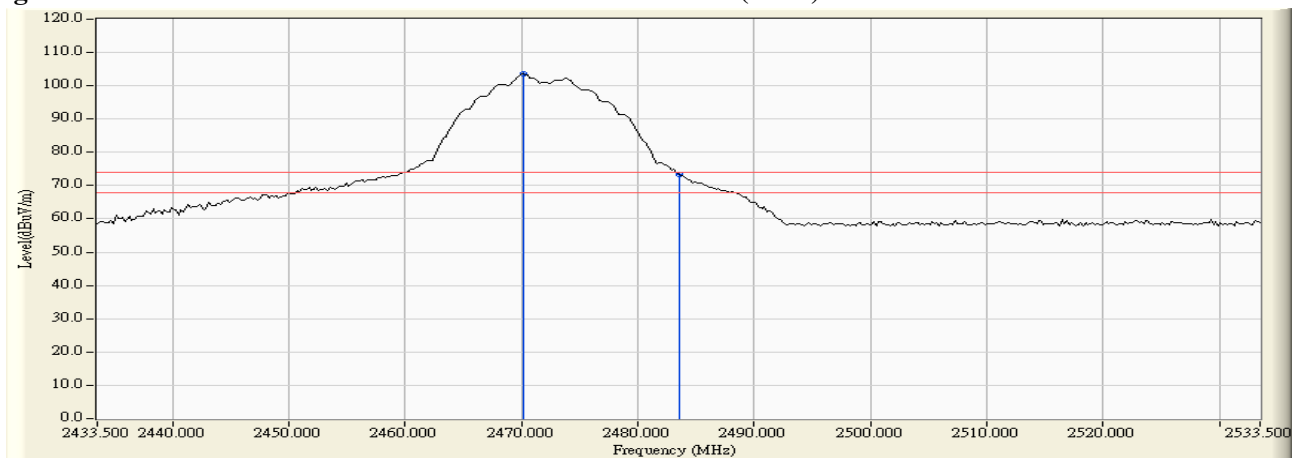
1. All readings above 1GHz are performed with peak and/or average measurements as necessary.
2. Peak measurements: RBW = 1MHz, VBW = 3 MHz, Sweep: Auto.
3. Average measurements: RBW = 1MHz, VBW = 10 Hz, Sweep: Auto.
4. “ \* ”, means this data is the worst emission level.
5. Measurement Level = Reading Level + Correct Factor.
6. The average measurement was not performed when the peak measured data under the limit of average detection.

Product : Intel® Dual Band Wireless-AC 8260  
Test Item : Band Edge  
Test Site : No.3 OATS  
Test Mode : Mode 2 SISO B: Transmit (802.11b 1Mbps)

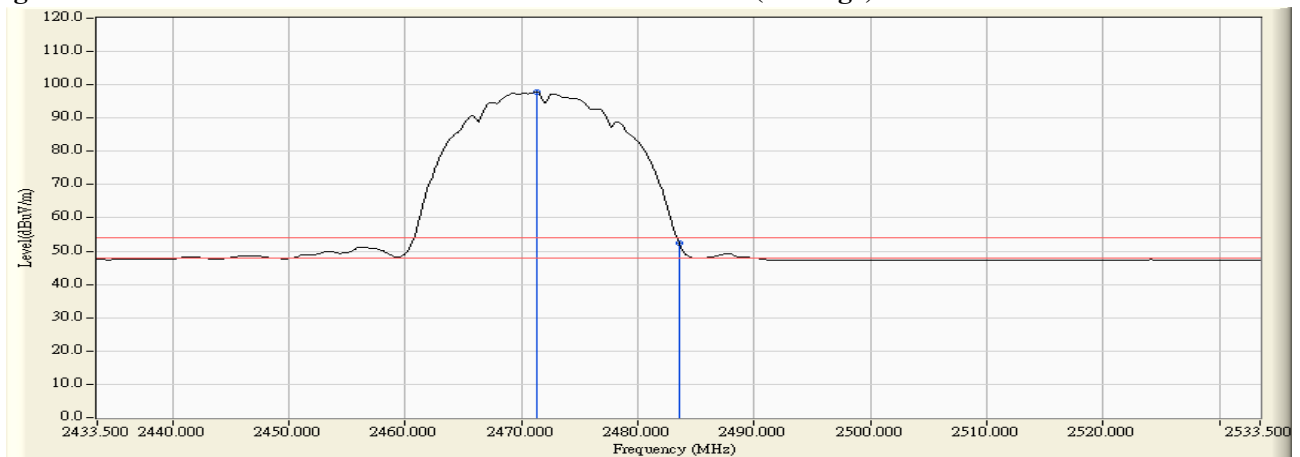
**RF Radiated Measurement (Horizontal):**

Channel No.	Frequency (MHz)	Correct Factor (dB)	Reading Level (dBuV)	Emission Level (dBuV/m)	Peak Limit (dBuV/m)	Average Limit (dBuV/m)	Result
13 (Peak)	2470.100	33.914	69.523	103.437	--	--	Pass
13 (Peak)	2483.500	33.951	39.462	73.412	74.00	54.00	Pass
13 (Average)	2471.300	33.917	63.965	97.882	--	--	Pass
13 (Average)	2483.500	33.951	18.499	52.449	74.00	54.00	Pass

**Figure Channel 13: Horizontal (Peak)**



**Figure Channel 13: Horizontal (Average)**



**Note:**

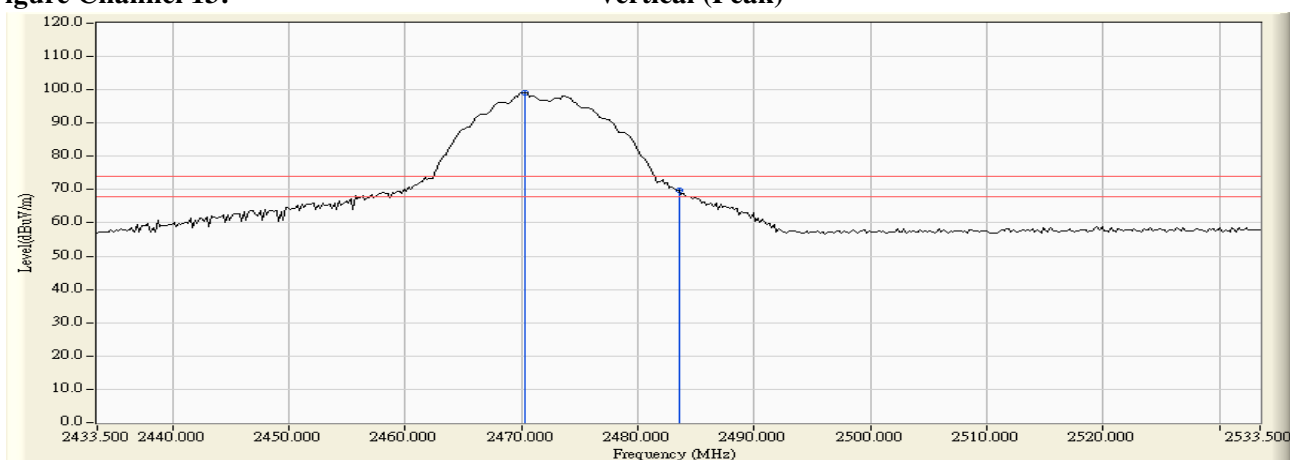
1. All readings above 1GHz are performed with peak and/or average measurements as necessary.
2. Peak measurements: RBW = 1MHz, VBW = 3 MHz, Sweep: Auto.
3. Average measurements: RBW = 1MHz, VBW = 10 Hz, Sweep: Auto.
4. “ \* ”, means this data is the worst emission level.
5. Measurement Level = Reading Level + Correct Factor.
6. The average measurement was not performed when the peak measured data under the limit of average detection.

Product : Intel® Dual Band Wireless-AC 8260  
Test Item : Band Edge  
Test Site : No.3 OATS  
Test Mode : Mode 2 SISO B: Transmit (802.11b 1Mbps)

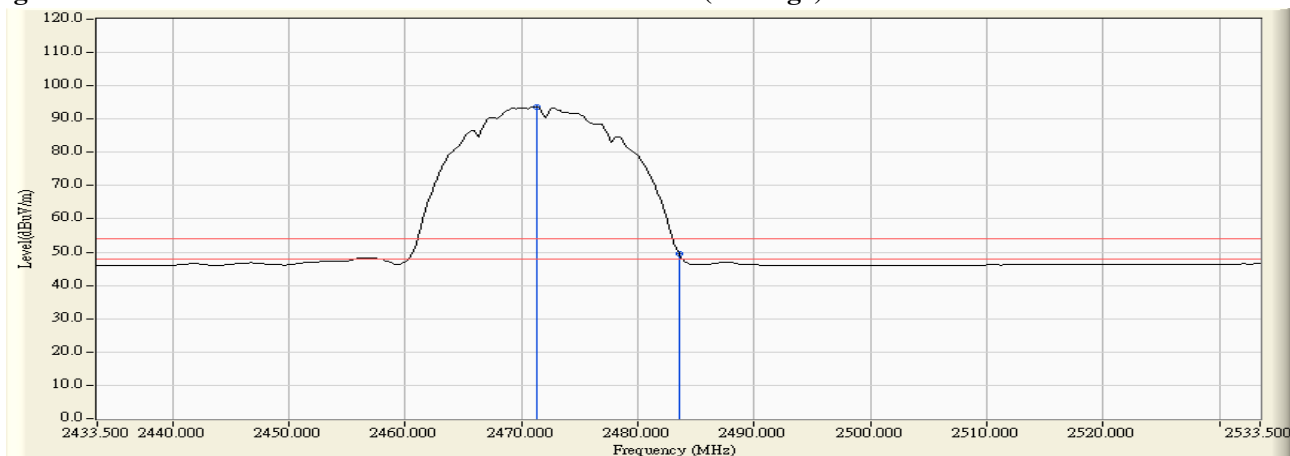
**RF Radiated Measurement (Vertical):**

Channel No.	Frequency (MHz)	Correct Factor (dB)	Reading Level (dBuV)	Emission Level (dBuV/m)	Peak Limit (dBuV/m)	Average Limit (dBuV/m)	Result
13 (Peak)	2470.300	32.520	66.527	99.048	--	--	Pass
13 (Peak)	2483.500	32.586	37.221	69.806	74.00	54.00	Pass
13 (Average)	2471.300	32.526	61.225	93.750	--	--	Pass
13 (Average)	2483.500	32.586	16.965	49.550	74.00	54.00	Pass

**Figure Channel 13: Vertical (Peak)**



**Figure Channel 13: Vertical (Average)**



Note:

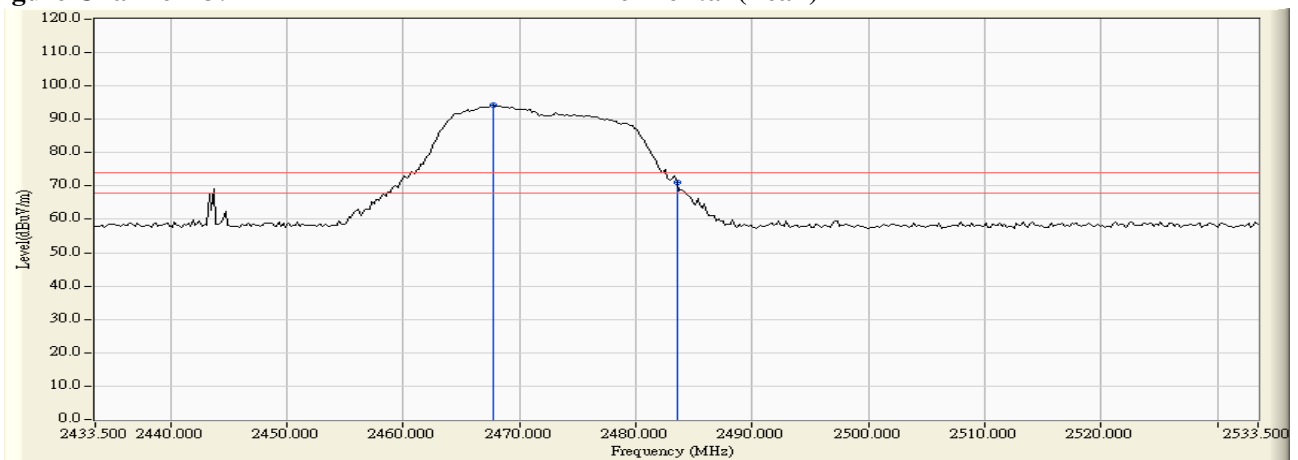
1. All readings above 1GHz are performed with peak and/or average measurements as necessary.
2. Peak measurements: RBW = 1MHz, VBW = 3 MHz, Sweep: Auto.
3. Average measurements: RBW = 1MHz, VBW = 10 Hz, Sweep: Auto.
4. “ \* ”, means this data is the worst emission level.
5. Measurement Level = Reading Level + Correct Factor.
6. The average measurement was not performed when the peak measured data under the limit of average detection.

Product : Intel® Dual Band Wireless-AC 8260  
Test Item : Band Edge  
Test Site : No.3 OATS  
Test Mode : Mode 2 SISO B: Transmit (802.11g 6Mbps)

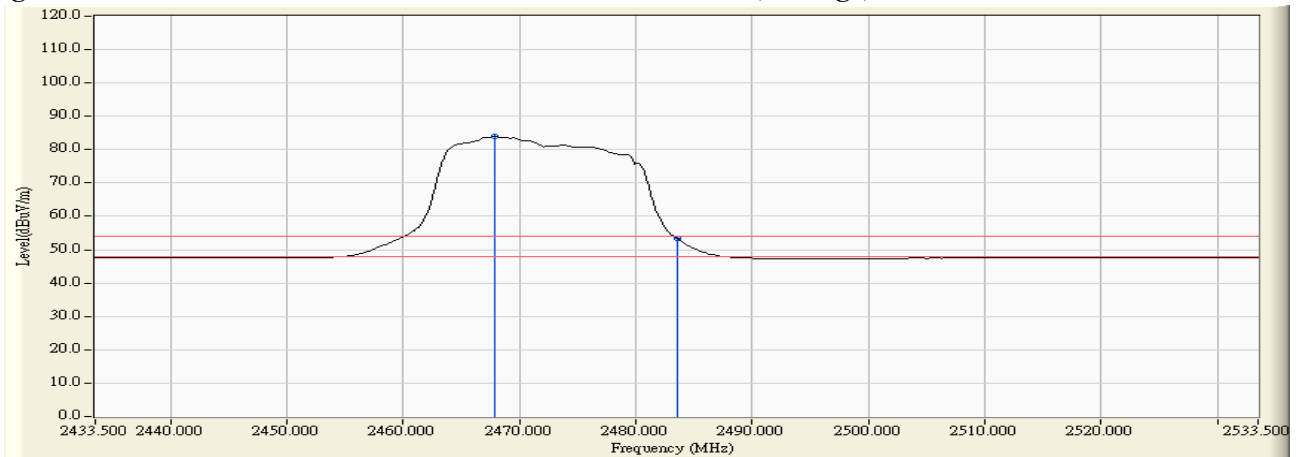
**RF Radiated Measurement (Horizontal):**

Channel No.	Frequency (MHz)	Correct Factor (dB)	Reading Level (dBuV)	Emission Level (dBuV/m)	Peak Limit (dBuV/m)	Average Limit (dBuV/m)	Result
13 (Peak)	2467.700	33.908	60.271	94.179	--	--	Pass
13 (Peak)	2483.500	33.951	37.111	71.061	74.00	54.00	Pass
13 (Average)	2467.900	33.909	50.059	83.967	--	--	Pass
13 (Average)	2483.500	33.951	19.395	53.345	74.00	54.00	Pass

**Figure Channel 13: Horizontal (Peak)**



**Figure Channel 13: Horizontal (Average)**



**Note:**

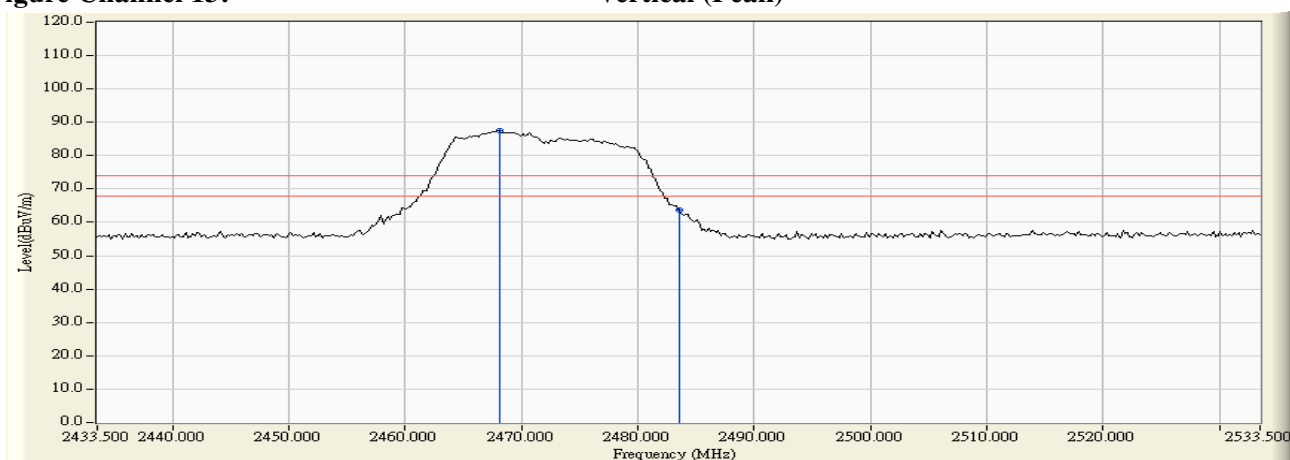
1. All readings above 1GHz are performed with peak and/or average measurements as necessary.
2. Peak measurements: RBW = 1MHz, VBW = 3 MHz, Sweep: Auto.
3. Average measurements: RBW = 1MHz, VBW = 10 Hz, Sweep: Auto.
4. “ \* ”, means this data is the worst emission level.
5. Measurement Level = Reading Level + Correct Factor.
6. The average measurement was not performed when the peak measured data under the limit of average detection.

Product : Intel® Dual Band Wireless-AC 8260  
Test Item : Band Edge  
Test Site : No.3 OATS  
Test Mode : Mode 2 SISO B: Transmit (802.11g 6Mbps)

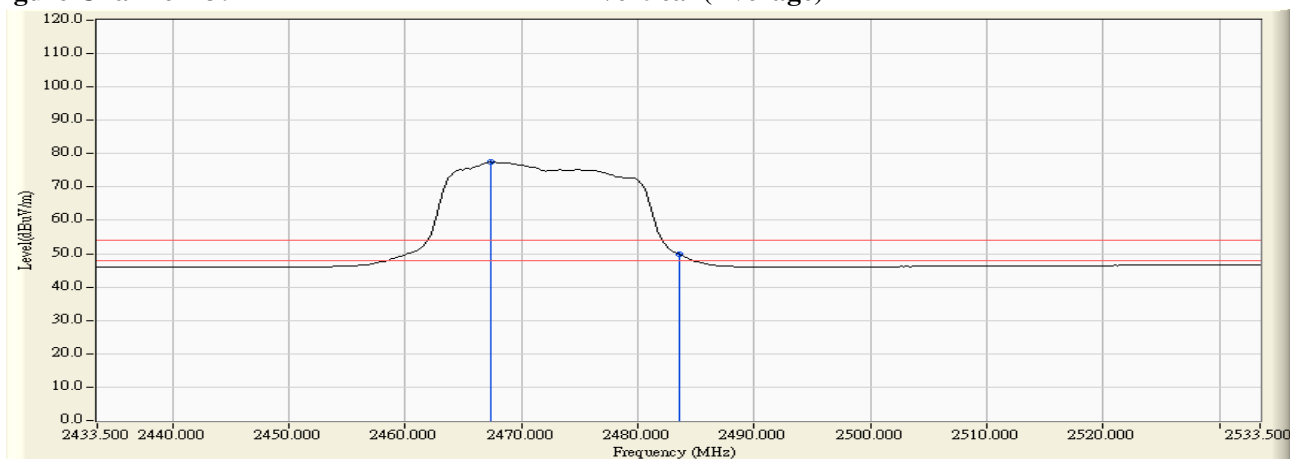
**RF Radiated Measurement(Vertical):**

Channel No.	Frequency (MHz)	Correct Factor (dB)	Reading Level (dBuV)	Emission Level (dBuV/m)	Peak Limit (dBuV/m)	Average Limit (dBuV/m)	Result
13 (Peak)	2468.100	32.510	55.109	87.619	--	--	Pass
13 (Peak)	2483.500	32.586	31.202	63.787	74.00	54.00	Pass
13 (Average)	2467.300	32.505	44.940	77.446	--	--	Pass
13 (Average)	2483.500	32.586	17.226	49.811	74.00	54.00	Pass

**Figure Channel 13: Vertical (Peak)**



**Figure Channel 13: Vertical (Average)**



**Note:**

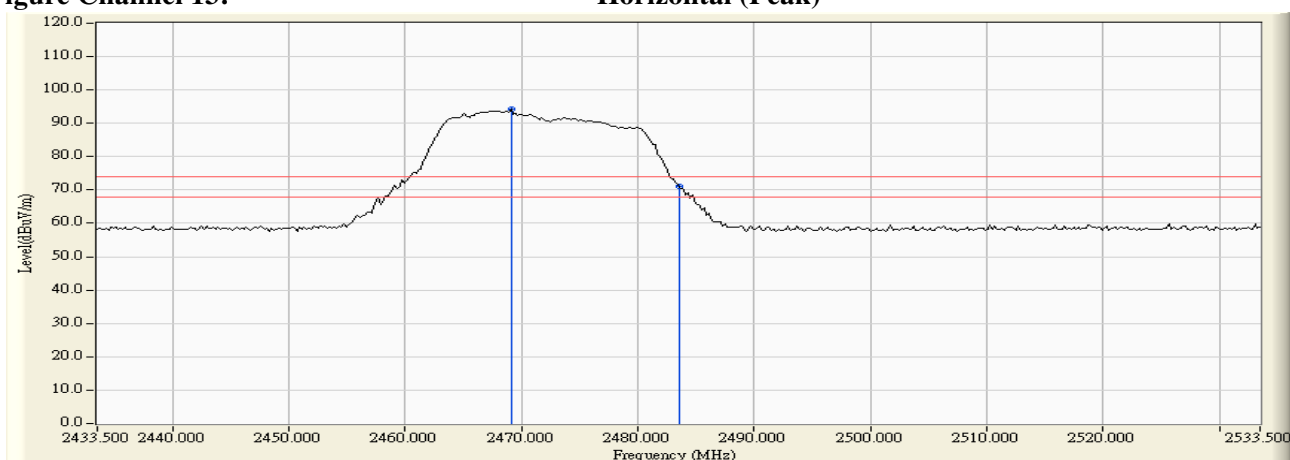
1. All readings above 1GHz are performed with peak and/or average measurements as necessary.
2. Peak measurements: RBW = 1MHz, VBW = 3 MHz, Sweep: Auto.
3. Average measurements: RBW = 1MHz, VBW = 10 Hz, Sweep: Auto.
4. “ \* ”, means this data is the worst emission level.
5. Measurement Level = Reading Level + Correct Factor.
6. The average measurement was not performed when the peak measured data under the limit of average detection.

Product : Intel® Dual Band Wireless-AC 8260  
Test Item : Band Edge  
Test Site : No.3 OATS  
Test Mode : Mode 2 SISO B: Transmit - 802.11n-20BW\_7.2Mbps(2.4G Band)

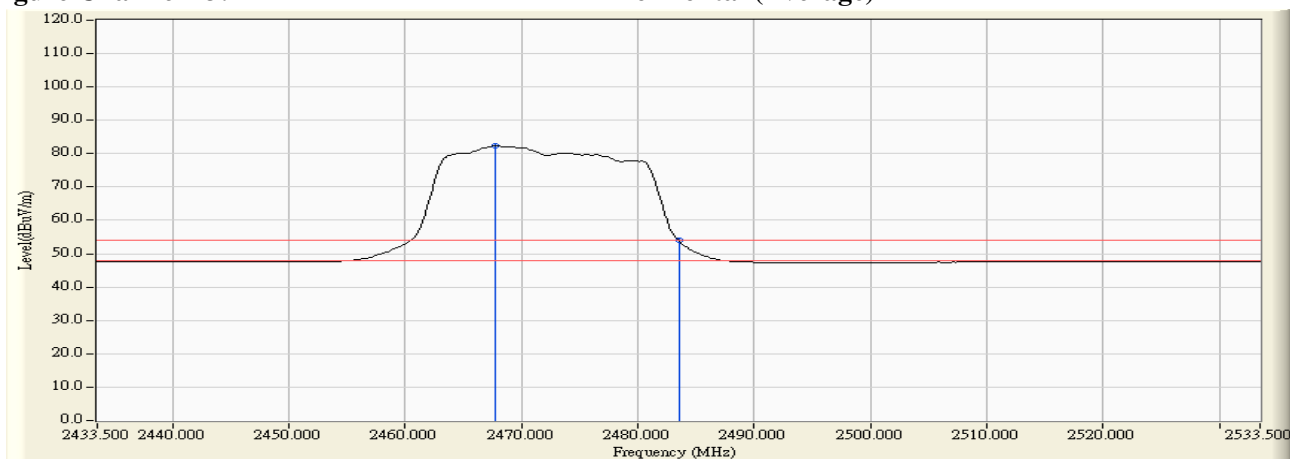
**RF Radiated Measurement (Horizontal):**

Channel No.	Frequency (MHz)	Correct Factor (dB)	Reading Level (dBuV)	Emission Level (dBuV/m)	Peak Limit (dBuV/m)	Average Limit (dBuV/m)	Result
13 (Peak)	2469.100	33.911	60.313	94.224	--	--	Pass
13 (Peak)	2483.500	33.951	36.996	70.946	74.00	54.00	Pass
13 (Average)	2467.700	33.908	48.510	82.418	--	--	Pass
13 (Average)	2483.500	33.951	20.043	53.993	74.00	54.00	Pass

**Figure Channel 13: Horizontal (Peak)**



**Figure Channel 13: Horizontal (Average)**



**Note:**

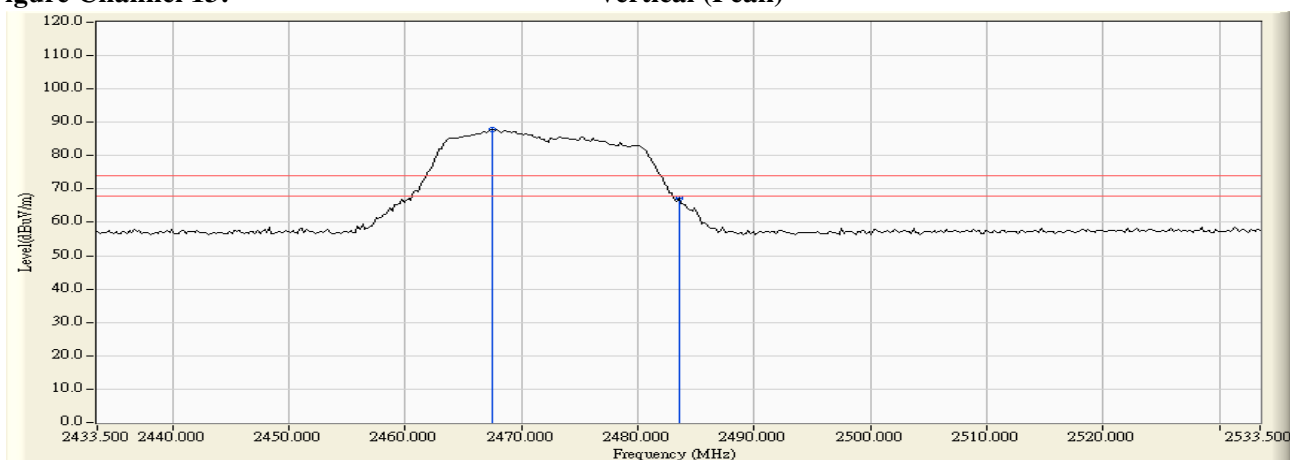
1. All readings above 1GHz are performed with peak and/or average measurements as necessary.
2. Peak measurements: RBW = 1MHz, VBW = 3 MHz, Sweep: Auto.
3. Average measurements: RBW = 1MHz, VBW = 10 Hz, Sweep: Auto.
4. “ \* ”, means this data is the worst emission level.
5. Measurement Level = Reading Level + Correct Factor.
6. The average measurement was not performed when the peak measured data under the limit of average detection.

Product : Intel® Dual Band Wireless-AC 8260  
 Test Item : Band Edge  
 Test Site : No.3 OATS  
 Test Mode : Mode 2 SISO B: Transmit - 802.11n-20BW\_7.2Mbps(2.4G Band)

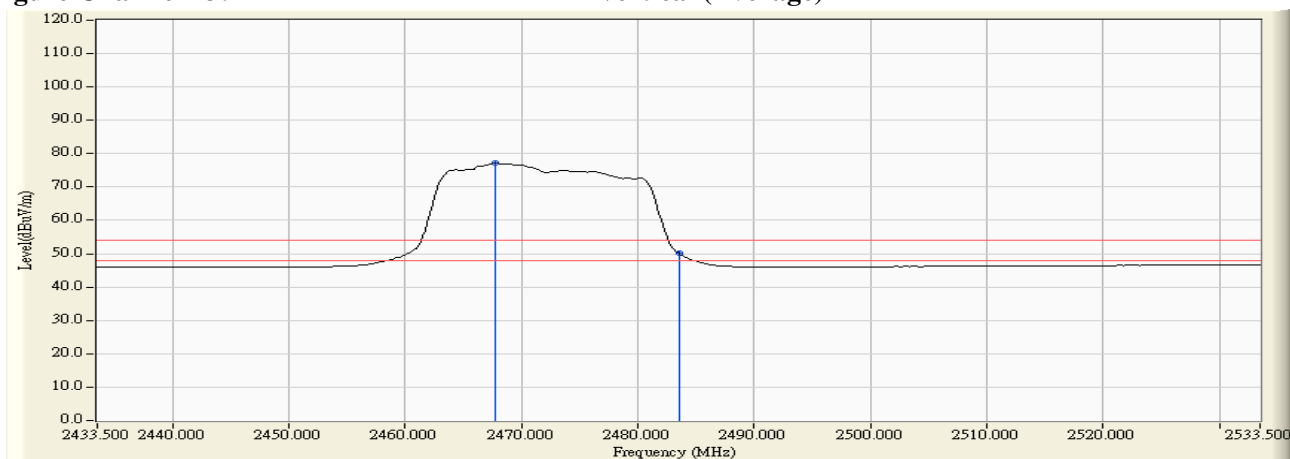
**RF Radiated Measurement (Vertical):**

Channel No.	Frequency (MHz)	Correct Factor (dB)	Reading Level (dBuV)	Emission Level (dBuV/m)	Peak Limit (dBuV/m)	Average Limit (dBuV/m)	Result
13 (Peak)	2467.500	32.506	55.216	87.723	--	--	Pass
13 (Peak)	2483.500	32.586	34.647	67.232	74.00	54.00	Pass
13 (Average)	2467.700	32.509	44.738	77.246	--	--	Pass
13 (Average)	2483.500	32.586	17.484	50.069	74.00	54.00	Pass

**Figure Channel 13: Vertical (Peak)**



**Figure Channel 13: Vertical (Average)**



**Note:**

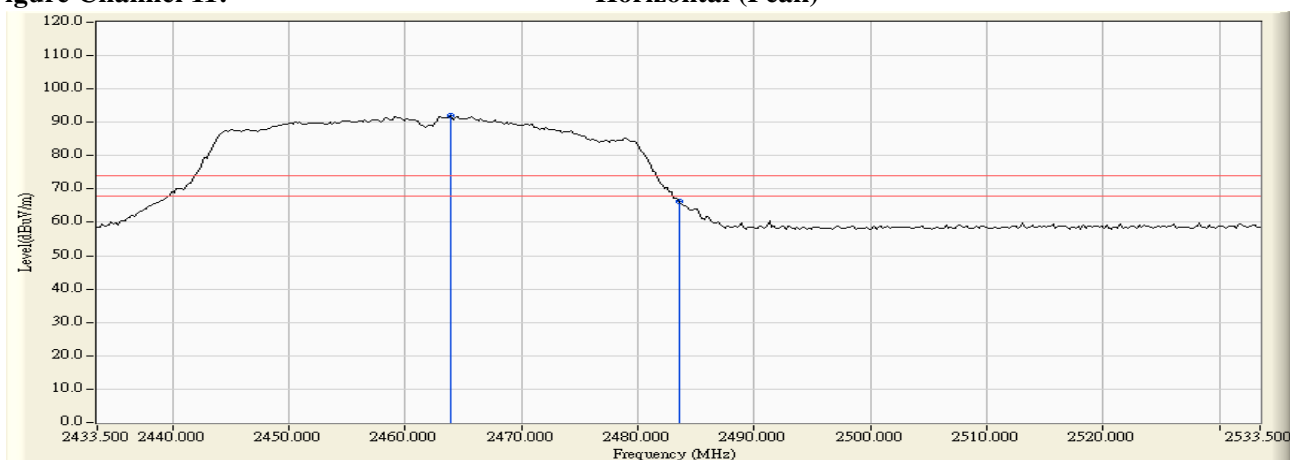
1. All readings above 1GHz are performed with peak and/or average measurements as necessary.
2. Peak measurements: RBW = 1MHz, VBW = 3 MHz, Sweep: Auto.
3. Average measurements: RBW = 1MHz, VBW = 10 Hz, Sweep: Auto.
4. “ \* ”, means this data is the worst emission level.
5. Measurement Level = Reading Level + Correct Factor.
6. The average measurement was not performed when the peak measured data under the limit of average detection.

Product : Intel® Dual Band Wireless-AC 8260  
Test Item : Band Edge  
Test Site : No.3 OATS  
Test Mode : Mode 2 SISO B: Transmit - 802.11n-40BW\_15Mbps(2.4G Band)

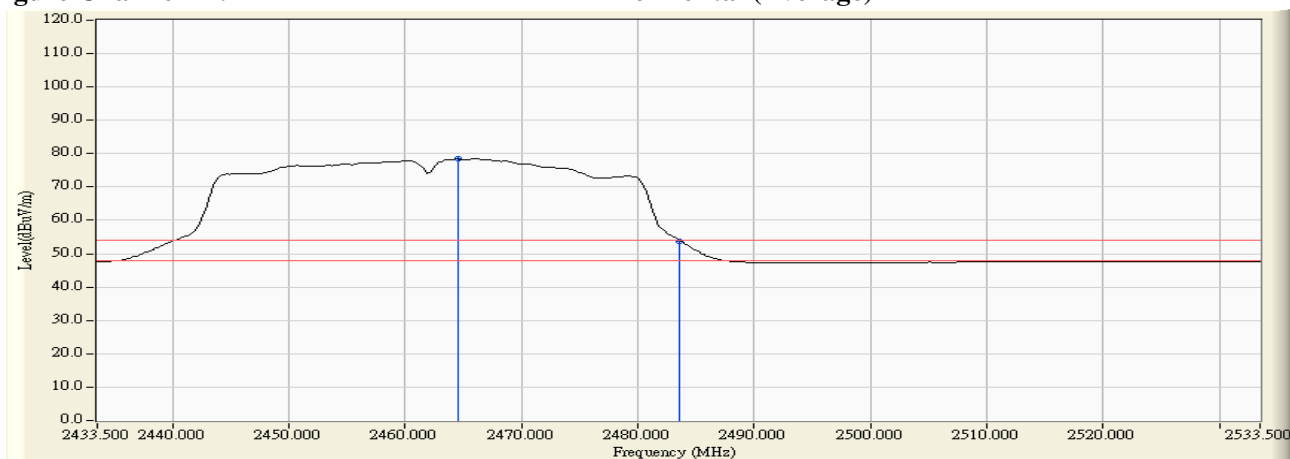
**RF Radiated Measurement (Horizontal):**

Channel No.	Frequency (MHz)	Correct Factor (dB)	Reading Level (dBuV)	Emission Level (dBuV/m)	Peak Limit (dBuV/m)	Average Limit (dBuV/m)	Result
11 (Peak)	2463.900	33.897	57.972	91.869	--	--	Pass
11 (Peak)	2483.500	33.951	32.240	66.190	74.00	54.00	Pass
11 (Average)	2464.500	33.899	44.575	78.474	--	--	Pass
11 (Average)	2483.500	33.951	19.841	53.791	74.00	54.00	Pass

**Figure Channel 11: Horizontal (Peak)**



**Figure Channel 11: Horizontal (Average)**



**Note:**

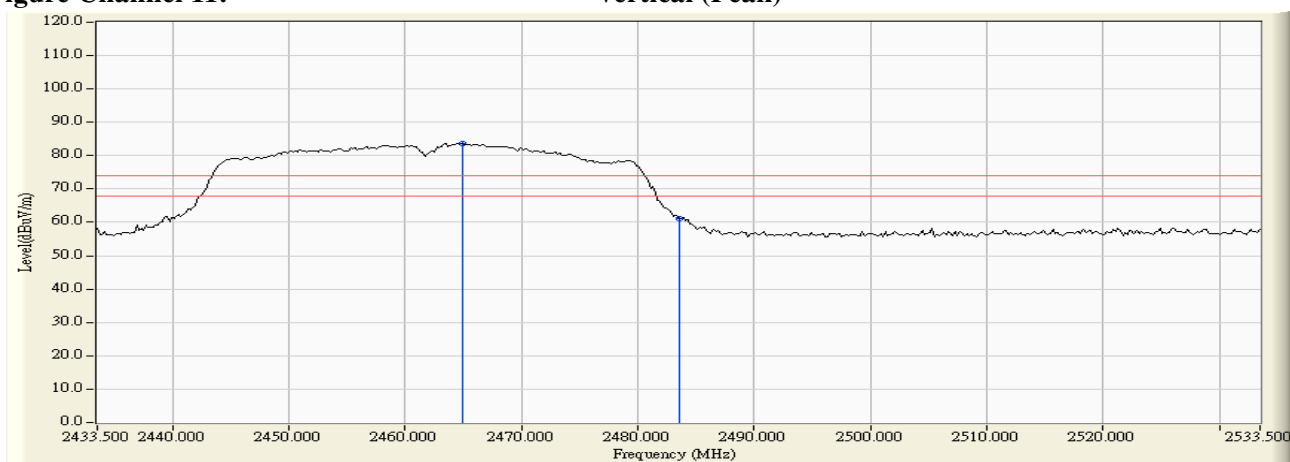
1. All readings above 1GHz are performed with peak and/or average measurements as necessary.
2. Peak measurements: RBW = 1MHz, VBW = 3 MHz, Sweep: Auto.
3. Average measurements: RBW = 1MHz, VBW = 10 Hz, Sweep: Auto.
4. “ \* ”, means this data is the worst emission level.
5. Measurement Level = Reading Level + Correct Factor.
6. The average measurement was not performed when the peak measured data under the limit of average detection.

Product : Intel® Dual Band Wireless-AC 8260  
Test Item : Band Edge  
Test Site : No.3 OATS  
Test Mode : Mode 2 SISO B: Transmit - 802.11n-40BW\_15Mbps(2.4G Band)

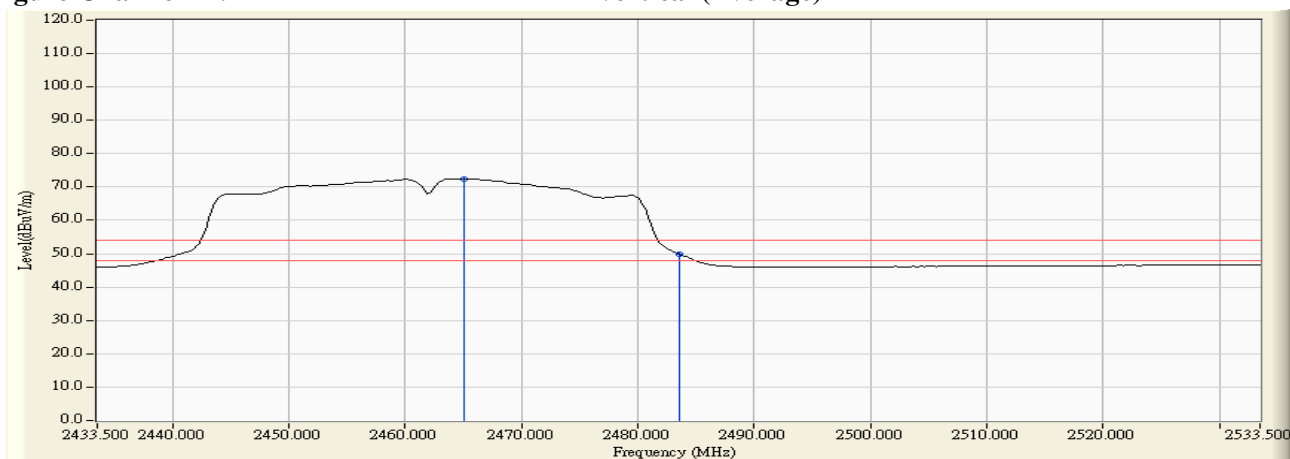
**RF Radiated Measurement (Vertical):**

Channel No.	Frequency (MHz)	Correct Factor (dB)	Reading Level (dBuV)	Emission Level (dBuV/m)	Peak Limit (dBuV/m)	Average Limit (dBuV/m)	Result
11 (Peak)	2464.900	32.495	51.061	83.555	--	--	Pass
11 (Peak)	2483.500	32.586	28.526	61.111	74.00	54.00	Pass
11 (Average)	2465.100	32.495	39.978	72.473	--	--	Pass
11 (Average)	2483.500	32.586	17.279	49.864	74.00	54.00	Pass

**Figure Channel 11: Vertical (Peak)**



**Figure Channel 11: Vertical (Average)**



**Note:**

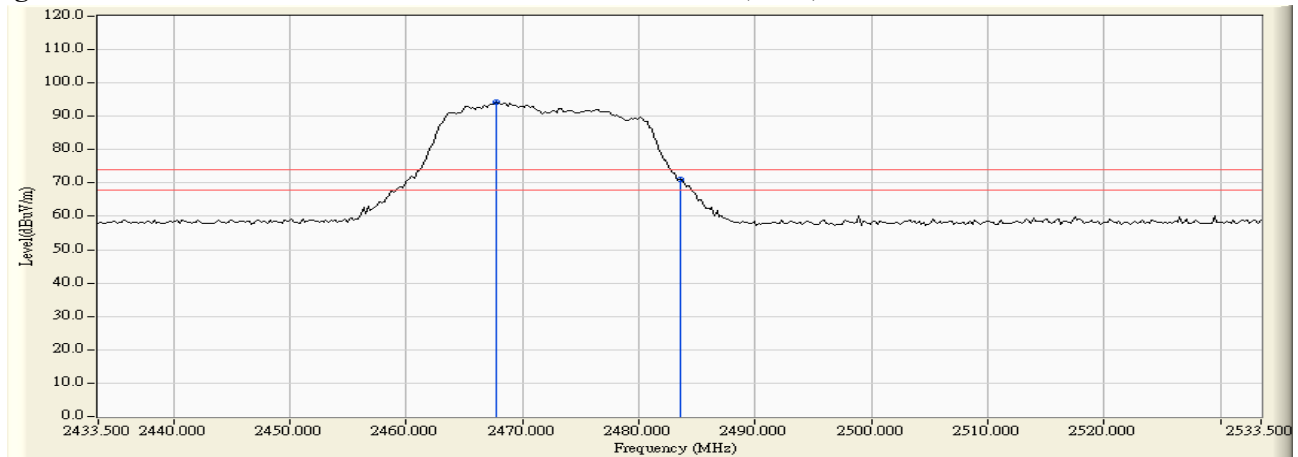
1. All readings above 1GHz are performed with peak and/or average measurements as necessary.
2. Peak measurements: RBW = 1MHz, VBW = 3 MHz, Sweep: Auto.
3. Average measurements: RBW = 1MHz, VBW = 10 Hz, Sweep: Auto.
4. “ \* ”, means this data is the worst emission level.
5. Measurement Level = Reading Level + Correct Factor.
6. The average measurement was not performed when the peak measured data under the limit of average detection.

Product : Intel® Dual Band Wireless-AC 8260  
Test Item : Band Edge  
Test Site : No.3 OATS  
Test Mode : Mode 3 MIMO: Transmit - 802.11n-20BW\_14.4Mbps(2.4G Band)

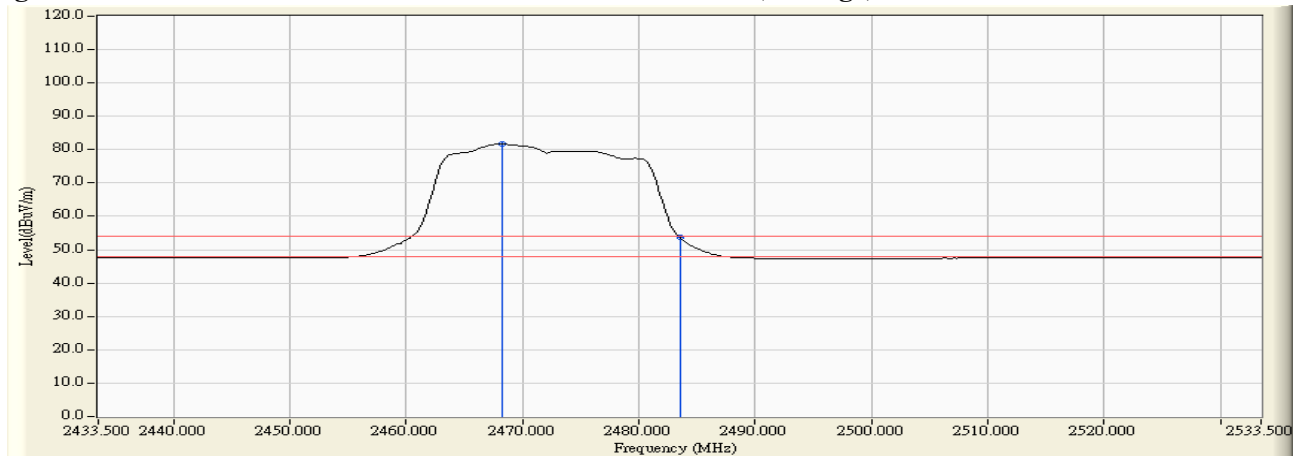
**RF Radiated Measurement (Horizontal):**

Channel No.	Frequency (MHz)	Correct Factor (dB)	Reading Level (dBuV)	Emission Level (dBuV/m)	Peak Limit (dBuV/m)	Average Limit (dBuV/m)	Result
13 (Peak)	2467.700	33.908	60.489	94.397	--	--	Pass
13 (Peak)	2483.500	33.951	37.075	71.025	74.00	54.00	Pass
13 (Average)	2468.300	33.909	47.758	81.667	--	--	Pass
13 (Average)	2483.500	33.951	19.796	53.746	74.00	54.00	Pass

**Figure Channel 13: Horizontal (Peak)**



**Figure Channel 13: Horizontal (Average)**



Note:

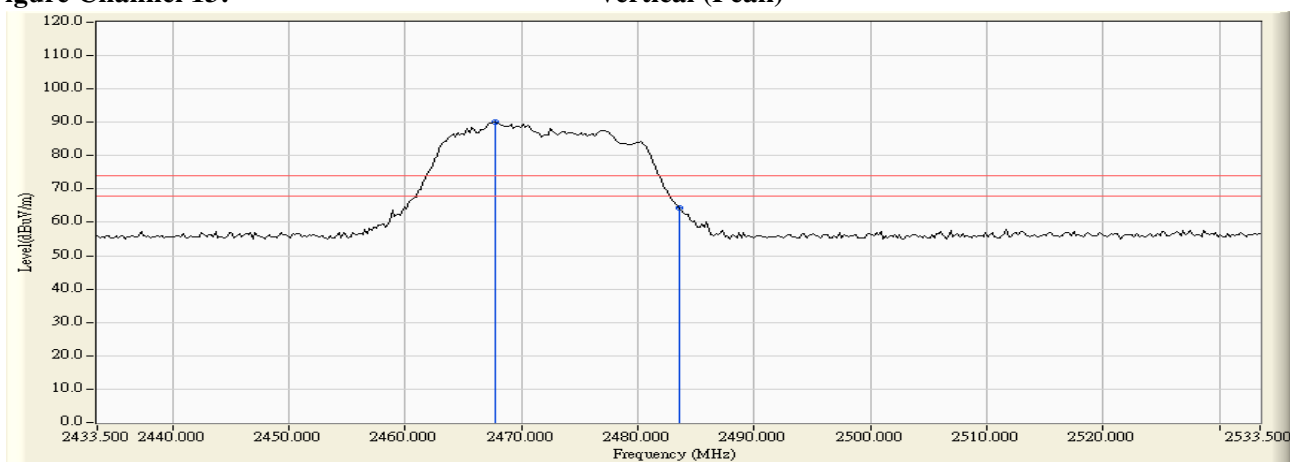
1. All readings above 1GHz are performed with peak and/or average measurements as necessary.
2. Peak measurements: RBW = 1MHz, VBW = 3 MHz, Sweep: Auto.
3. Average measurements: RBW = 1MHz, VBW = 10 Hz, Sweep: Auto.
4. “ \* ”, means this data is the worst emission level.
5. Measurement Level = Reading Level + Correct Factor.
6. The average measurement was not performed when the peak measured data under the limit of average detection.

Product : Intel® Dual Band Wireless-AC 8260  
 Test Item : Band Edge  
 Test Site : No.3 OATS  
 Test Mode : Mode 3 MIMO: Transmit - 802.11n-20BW\_14.4Mbps(2.4G Band)

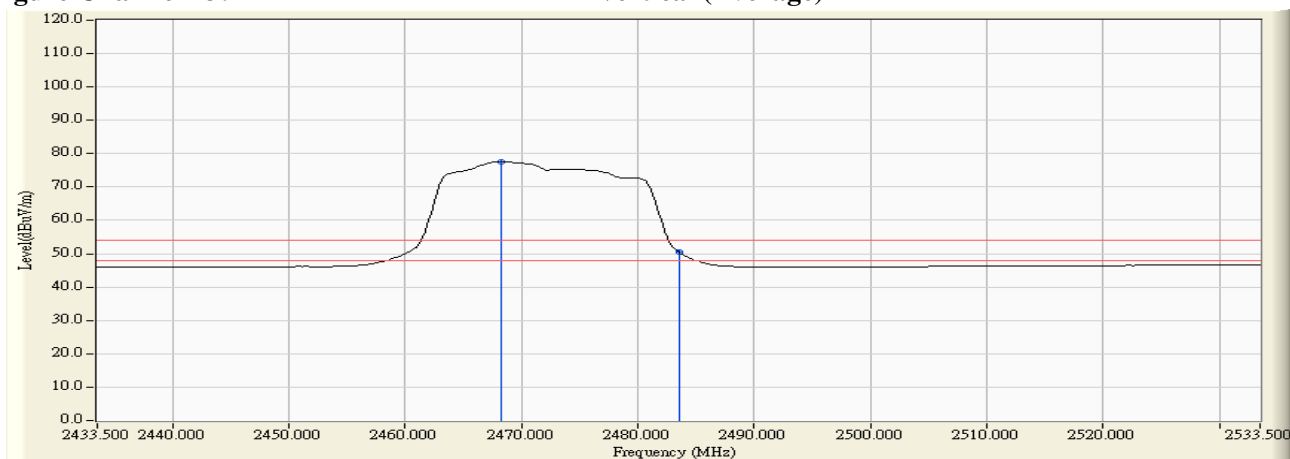
**RF Radiated Measurement (Vertical):**

Channel No.	Frequency (MHz)	Correct Factor (dB)	Reading Level (dBuV)	Emission Level (dBuV/m)	Peak Limit (dBuV/m)	Average Limit (dBuV/m)	Result
13 (Peak)	2467.700	32.509	57.469	89.977	--	--	Pass
13 (Peak)	2483.500	32.586	31.803	64.388	74.00	54.00	Pass
13 (Average)	2468.300	32.511	45.159	77.670	--	--	Pass
13 (Average)	2483.500	32.586	17.899	50.484	74.00	54.00	Pass

**Figure Channel 13: Vertical (Peak)**



**Figure Channel 13: Vertical (Average)**



**Note:**

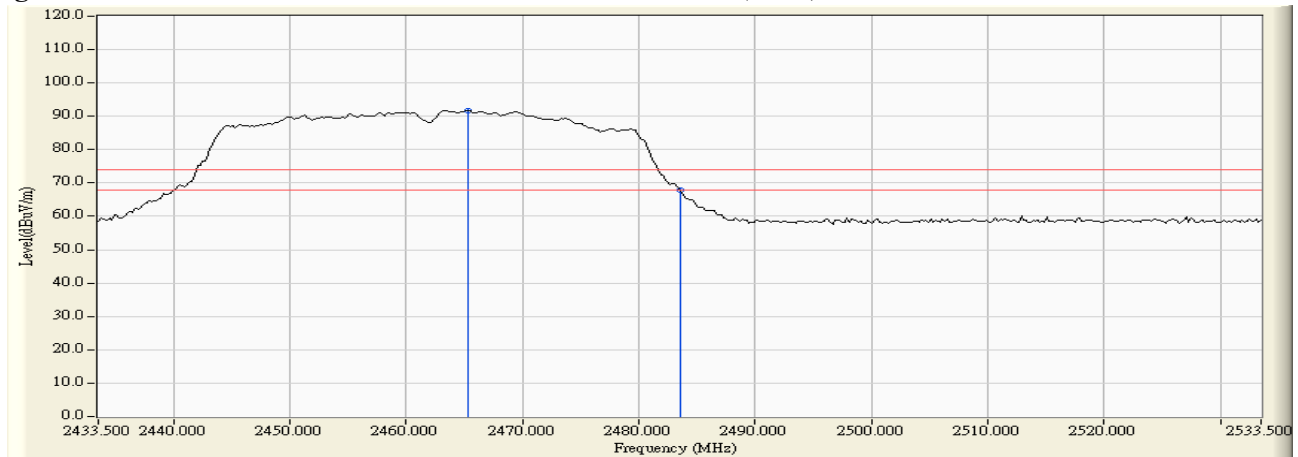
1. All readings above 1GHz are performed with peak and/or average measurements as necessary.
2. Peak measurements: RBW = 1MHz, VBW = 3 MHz, Sweep: Auto.
3. Average measurements: RBW = 1MHz, VBW = 10 Hz, Sweep: Auto.
4. “ \* ”, means this data is the worst emission level.
5. Measurement Level = Reading Level + Correct Factor.
6. The average measurement was not performed when the peak measured data under the limit of average detection.

Product : Intel® Dual Band Wireless-AC 8260  
Test Item : Band Edge  
Test Site : No.3 OATS  
Test Mode : Mode 3 MIMO: Transmit - 802.11n-40BW\_30Mbps(2.4G Band)

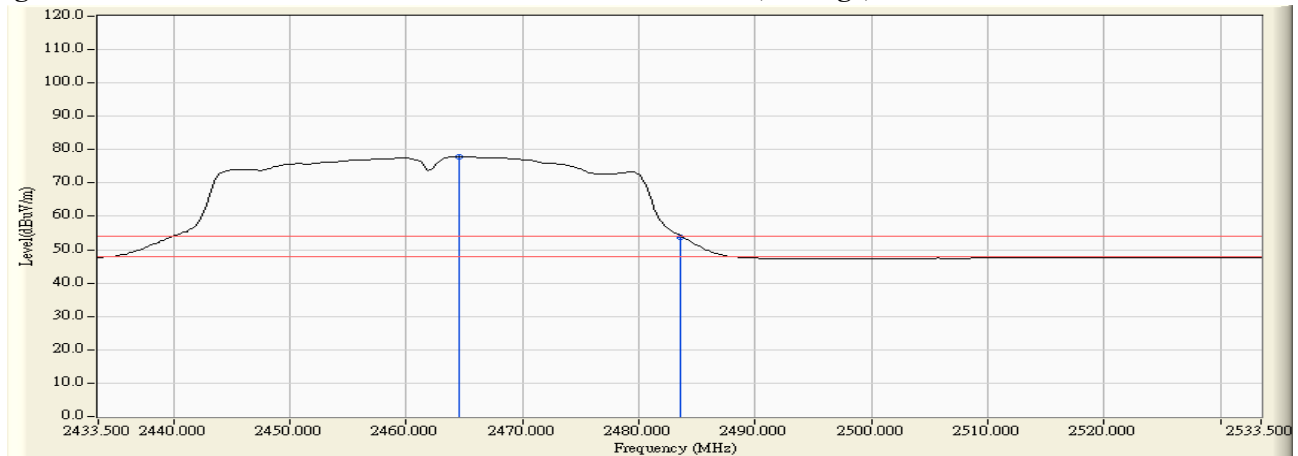
**RF Radiated Measurement (Horizontal):**

Channel No.	Frequency (MHz)	Correct Factor (dB)	Reading Level (dBuV)	Emission Level (dBuV/m)	Peak Limit (dBuV/m)	Average Limit (dBuV/m)	Result
11 (Peak)	2465.300	33.901	57.851	91.752	--	--	Pass
11 (Peak)	2483.500	33.951	33.890	67.840	74.00	54.00	Pass
11 (Average)	2464.500	33.899	44.098	77.997	--	--	Pass
11 (Average)	2483.500	33.951	19.763	53.713	74.00	54.00	Pass

**Figure Channel 11: Horizontal (Peak)**



**Figure Channel 11: Horizontal (Average)**



Note:

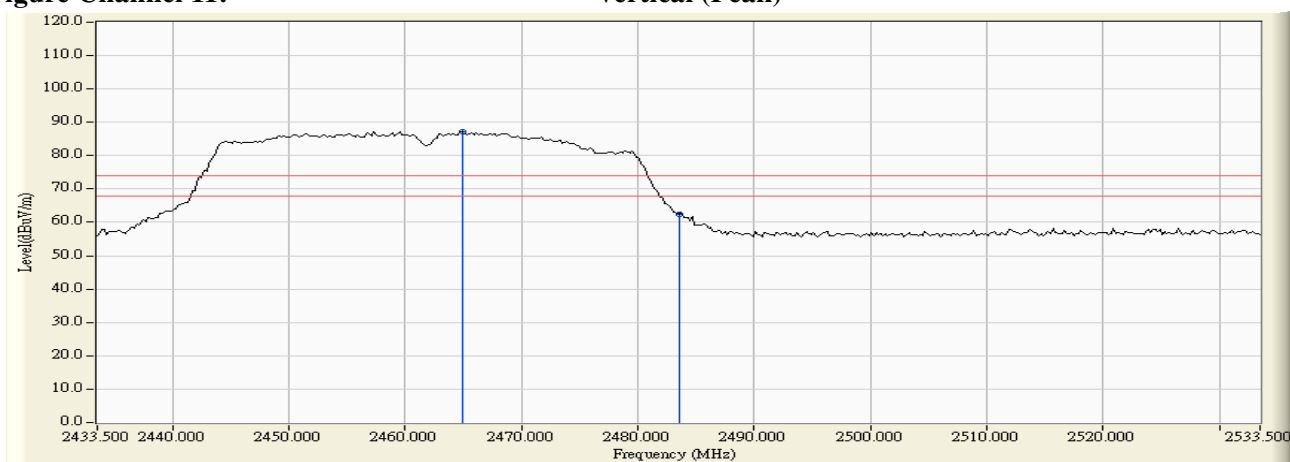
1. All readings above 1GHz are performed with peak and/or average measurements as necessary.
2. Peak measurements: RBW = 1MHz, VBW = 3 MHz, Sweep: Auto.
3. Average measurements: RBW = 1MHz, VBW = 10 Hz, Sweep: Auto.
4. “ \* ”, means this data is the worst emission level.
5. Measurement Level = Reading Level + Correct Factor.
6. The average measurement was not performed when the peak measured data under the limit of average detection.

Product : Intel® Dual Band Wireless-AC 8260  
Test Item : Band Edge  
Test Site : No.3 OATS  
Test Mode : Mode 3 MIMO: Transmit - 802.11n-40BW\_30Mbps(2.4G Band)

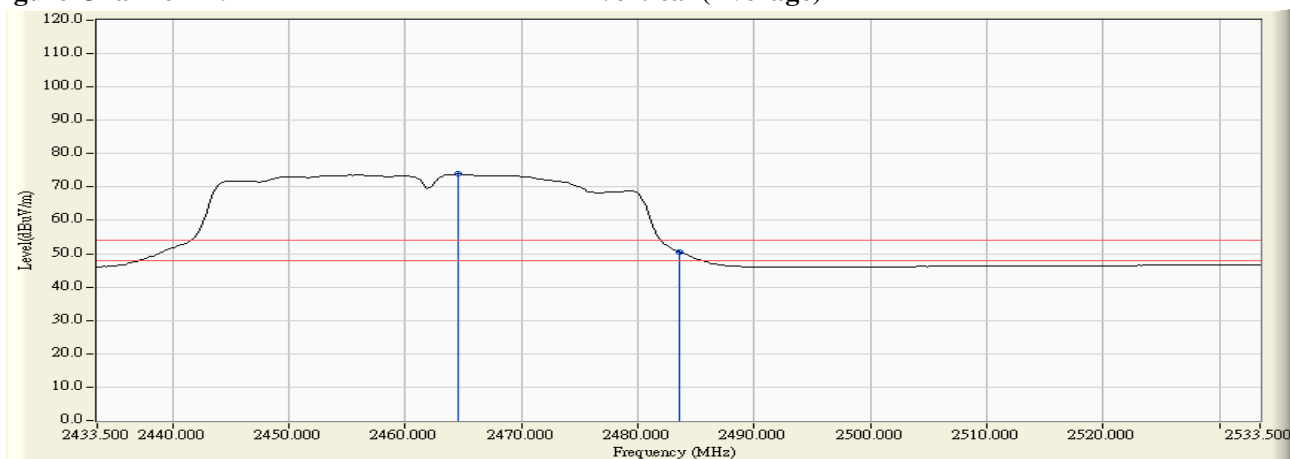
**RF Radiated Measurement (Vertical):**

Channel No.	Frequency (MHz)	Correct Factor (dB)	Reading Level (dBuV)	Emission Level (dBuV/m)	Peak Limit (dBuV/m)	Average Limit (dBuV/m)	Result
11 (Peak)	2464.900	32.495	54.793	87.287	--	--	Pass
11 (Peak)	2483.500	32.586	29.804	62.389	74.00	54.00	Pass
11 (Average)	2464.500	32.492	41.373	73.865	--	--	Pass
11 (Average)	2483.500	32.586	18.084	50.669	74.00	54.00	Pass

**Figure Channel 11: Vertical (Peak)**



**Figure Channel 11: Vertical (Average)**



Note:

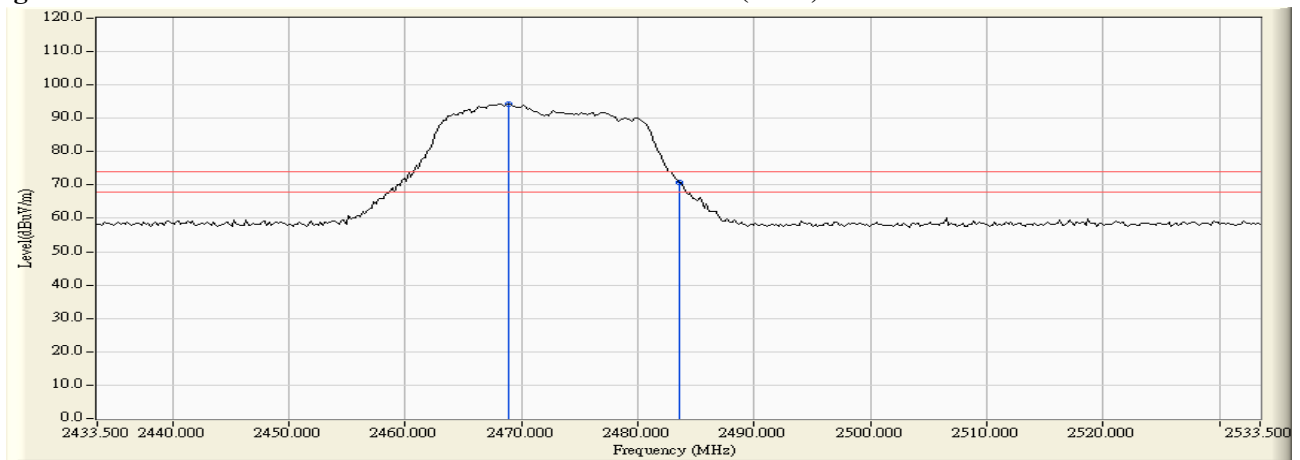
1. All readings above 1GHz are performed with peak and/or average measurements as necessary.
2. Peak measurements: RBW = 1MHz, VBW = 3 MHz, Sweep: Auto.
3. Average measurements: RBW = 1MHz, VBW = 10 Hz, Sweep: Auto.
4. “ \* ”, means this data is the worst emission level.
5. Measurement Level = Reading Level + Correct Factor.
6. The average measurement was not performed when the peak measured data under the limit of average detection.

Product : Intel® Dual Band Wireless-AC 8260  
Test Item : Band Edge  
Test Site : No.3 OATS  
Test Mode : Mode 4 Beamforming: Transmit - 802.11n-20BW\_14.4Mbps(2.4G Band)

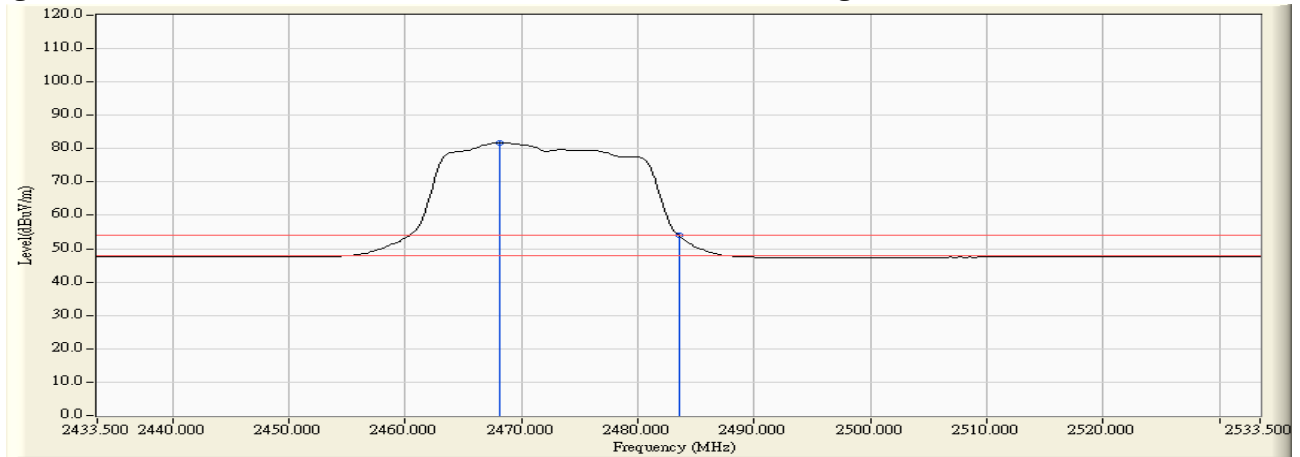
**RF Radiated Measurement (Horizontal):**

Channel No.	Frequency (MHz)	Correct Factor (dB)	Reading Level (dBuV)	Emission Level (dBuV/m)	Peak Limit (dBuV/m)	Average Limit (dBuV/m)	Result
13 (Peak)	2468.900	33.911	60.409	94.320	--	--	Pass
13 (Peak)	2483.500	33.951	36.882	70.832	74.00	54.00	Pass
13 (Average)	2468.100	33.909	47.858	81.767	--	--	Pass
13 (Average)	2483.500	33.951	20.001	53.951	74.00	54.00	Pass

**Figure Channel 13: Horizontal (Peak)**



**Figure Channel 13: Horizontal (Average)**



**Note:**

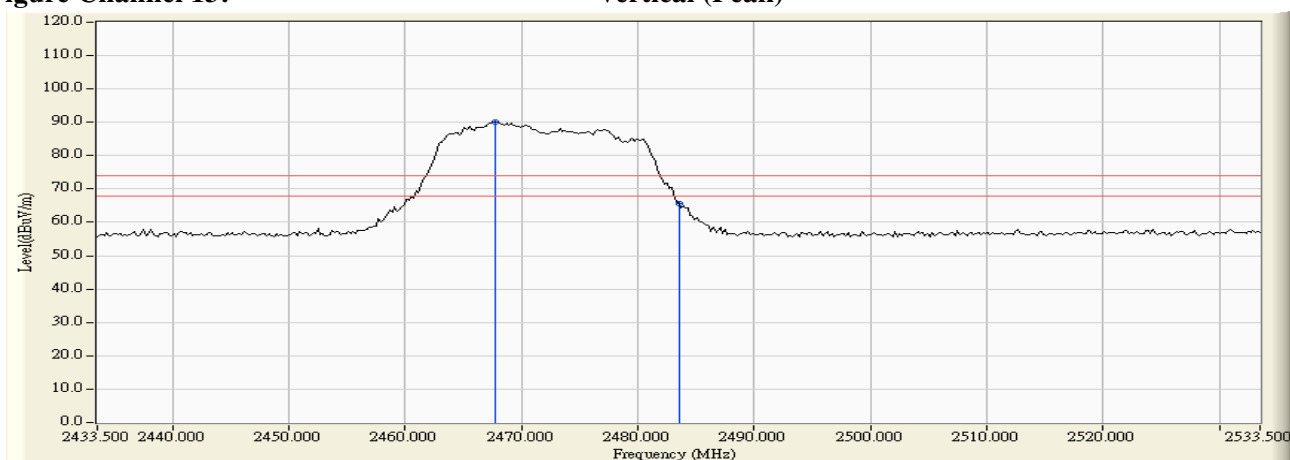
1. All readings above 1GHz are performed with peak and/or average measurements as necessary.
2. Peak measurements: RBW = 1MHz, VBW = 3 MHz, Sweep: Auto.
3. Average measurements: RBW = 1MHz, VBW = 10 Hz, Sweep: Auto.
4. “ \* ”, means this data is the worst emission level.
5. Measurement Level = Reading Level + Correct Factor.
6. The average measurement was not performed when the peak measured data under the limit of average detection.

Product : Intel® Dual Band Wireless-AC 8260  
Test Item : Band Edge  
Test Site : No.3 OATS  
Test Mode : Mode 4 Beamforming: Transmit - 802.11n-20BW\_14.4Mbps(2.4G Band)

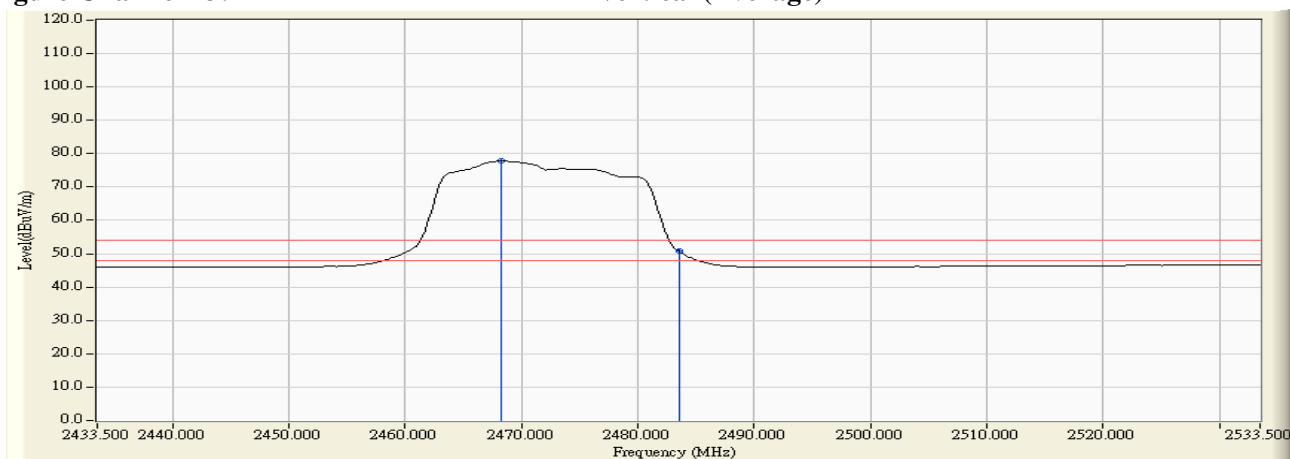
**RF Radiated Measurement (Vertical):**

Channel No.	Frequency (MHz)	Correct Factor (dB)	Reading Level (dBuV)	Emission Level (dBuV/m)	Peak Limit (dBuV/m)	Average Limit (dBuV/m)	Result
13 (Peak)	2467.700	32.509	57.584	90.092	--	--	Pass
13 (Peak)	2483.500	32.586	32.912	65.497	74.00	54.00	Pass
13 (Average)	2468.300	32.511	45.267	77.778	--	--	Pass
13 (Average)	2483.500	32.586	18.176	50.761	74.00	54.00	Pass

**Figure Channel 13: Vertical (Peak)**



**Figure Channel 13: Vertical (Average)**



**Note:**

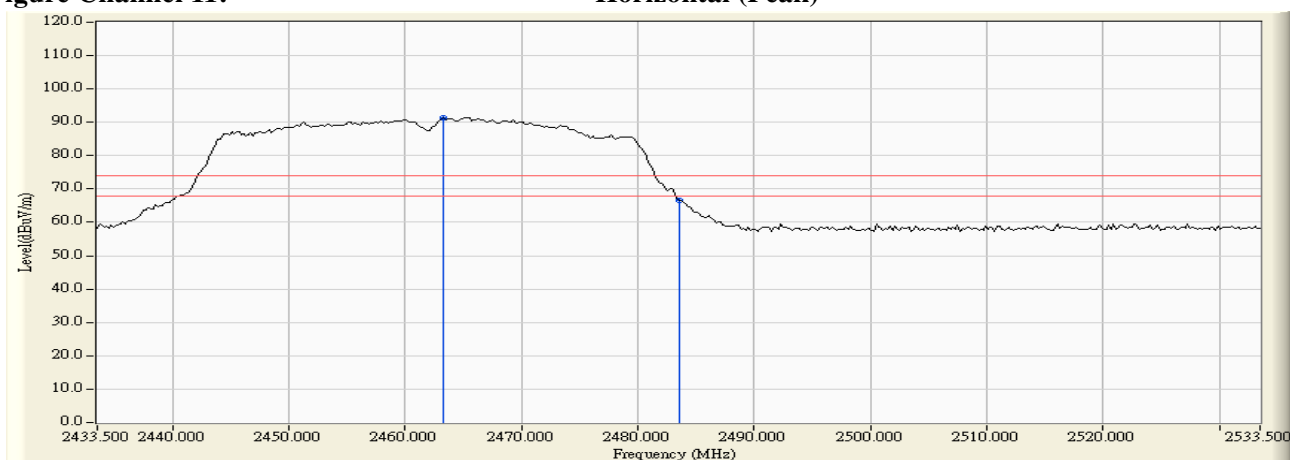
1. All readings above 1GHz are performed with peak and/or average measurements as necessary.
2. Peak measurements: RBW = 1MHz, VBW = 3 MHz, Sweep: Auto.
3. Average measurements: RBW = 1MHz, VBW = 10 Hz, Sweep: Auto.
4. “ \* ”, means this data is the worst emission level.
5. Measurement Level = Reading Level + Correct Factor.
6. The average measurement was not performed when the peak measured data under the limit of average detection.

Product : Intel® Dual Band Wireless-AC 8260  
Test Item : Band Edge  
Test Site : No.3 OATS  
Test Mode : Mode 4 Beamforming: Transmit - 802.11n-40BW\_30Mbps(2.4G Band)

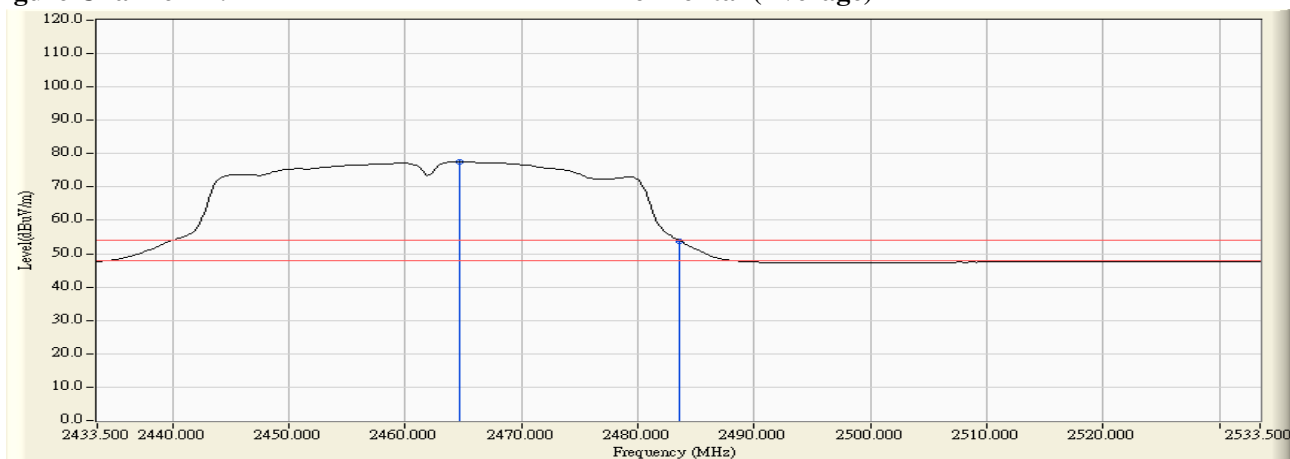
**RF Radiated Measurement (Horizontal):**

Channel No.	Frequency (MHz)	Correct Factor (dB)	Reading Level (dBuV)	Emission Level (dBuV/m)	Peak Limit (dBuV/m)	Average Limit (dBuV/m)	Result
11 (Peak)	2463.300	33.895	57.598	91.494	--	--	Pass
11 (Peak)	2483.500	33.951	32.712	66.662	74.00	54.00	Pass
11 (Average)	2464.700	33.900	43.782	77.682	--	--	Pass
11 (Average)	2483.500	33.951	19.661	53.611	74.00	54.00	Pass

**Figure Channel 11: Horizontal (Peak)**



**Figure Channel 11: Horizontal (Average)**



Note:

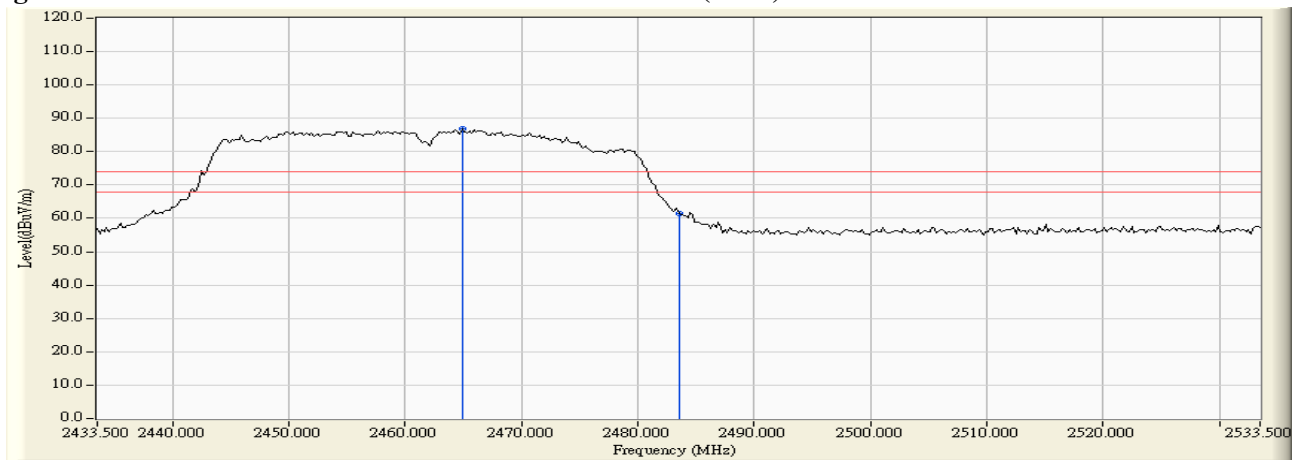
1. All readings above 1GHz are performed with peak and/or average measurements as necessary.
2. Peak measurements: RBW = 1MHz, VBW = 3 MHz, Sweep: Auto.
3. Average measurements: RBW = 1MHz, VBW = 10 Hz, Sweep: Auto.
4. “ \* ”, means this data is the worst emission level.
5. Measurement Level = Reading Level + Correct Factor.
6. The average measurement was not performed when the peak measured data under the limit of average detection.

Product : Intel® Dual Band Wireless-AC 8260  
Test Item : Band Edge  
Test Site : No.3 OATS  
Test Mode : Mode 4 Beamforming: Transmit - 802.11n-40BW\_30Mbps(2.4G Band)

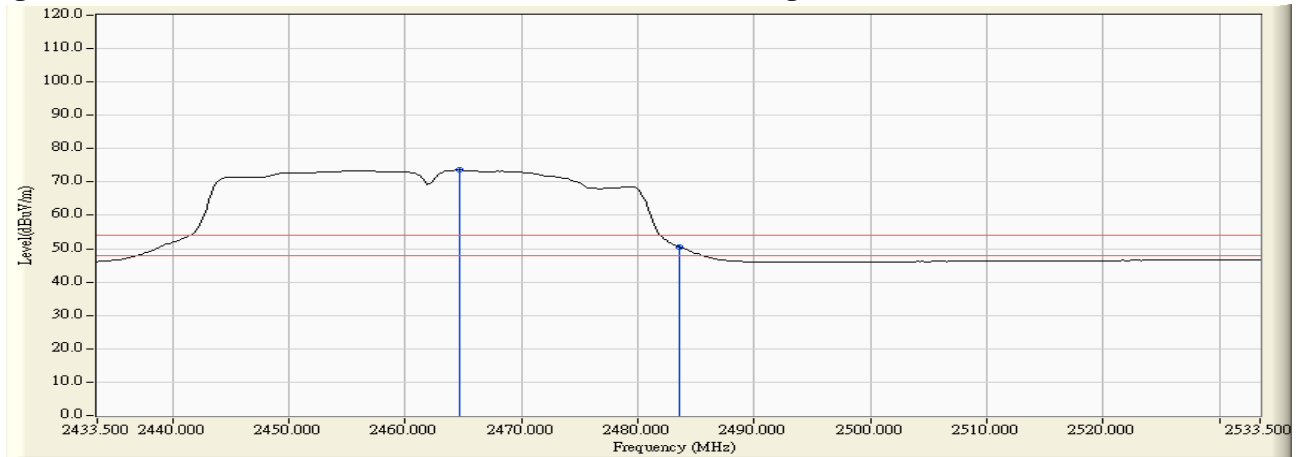
**RF Radiated Measurement (Vertical):**

Channel No.	Frequency (MHz)	Correct Factor (dB)	Reading Level (dBuV)	Emission Level (dBuV/m)	Peak Limit (dBuV/m)	Average Limit (dBuV/m)	Result
11 (Peak)	2464.900	32.495	54.437	86.931	--	--	Pass
11 (Peak)	2483.500	32.586	28.995	61.580	74.00	54.00	Pass
11 (Average)	2464.700	32.494	41.127	73.620	--	--	Pass
11 (Average)	2483.500	32.586	17.990	50.575	74.00	54.00	Pass

**Figure Channel 11: Vertical (Peak)**



**Figure Channel 11: Vertical (Average)**



**Note:**

1. All readings above 1GHz are performed with peak and/or average measurements as necessary.
2. Peak measurements: RBW = 1MHz, VBW = 3 MHz, Sweep: Auto.
3. Average measurements: RBW = 1MHz, VBW = 10 Hz, Sweep: Auto.
4. “ \* ”, means this data is the worst emission level.
5. Measurement Level = Reading Level + Correct Factor.
6. The average measurement was not performed when the peak measured data under the limit of average detection.

#### **4. EMI Reduction Method During Compliance Testing**

No modification was made during testing.