



11. SETUP PHOTOS

ANTENNA PORT CONDUCTED RF MEASUREMENT SETUP



RADIATED RF MEASUREMENT SETUP (BELOW 1 GHz)



RADIATED BACK PHOTO (BELOW 1 GHz)



RADIATED RF MEASUREMENT SETUP (BELOW 1 GHz) – WITH METAL WRISTBAND

RADIATED FRONT PHOTO (BELOW 1 GHz)





RADIATED BACK PHOTO (BELOW 1 GHz)




RADIATED RF MEASUREMENT SETUP (ABOVE 1 GHz) RSS-247

RADIATED FRONT PHOTO (ABOVE 1 GHz)






RADIATED RF MEASUREMENT SETUP (ABOVE 1 GHz) – WITH METAL WRISTBAND




RADIATED BACK PHOTO (ABOVE 1 GHz)




RADIATED RF MEASUREMENT SETUP FOR PORTABLE CONFIGURATION


X-AXIS PHOTO



Y-AXIS PHOTO



Z-AXIS PHOTO




RADIATED RF MEASUREMENT SETUP FOR PORTABLE CONFIGURATION – WITH METAL WRISTBAND

X-AXIS PHOTO



Y-AXIS PHOTO



Z-AXIS PHOTO



END OF REPORT