



## EUT Test Setup Photographs


### 1.1. EUT Test Setup at 3 Meters Loop Parallel Front View (Below 30 MHz)




### 1.2. EUT Test Setup at 3 Meters Loop Parallel Rear View (Below 30 MHz)



### 1.3. EUT Test Setup at 3 Meters Loop Perpendicular Front View (Below 30 MHz)



### 1.4. EUT Test Setup at 3 Meters Loop Perpendicular Rear View (Below 30 MHz)



### 1.5. EUT Test Setup at 3 Meters Front View (30 MHz – 1 GHz)



### 1.6. EUT Test Setup at 3 Meters Rear View (30 MHz – 1 GHz)

