







## **Test Setup Photo**

Test Setup	Radiated measurement for below 1 GHz (Front side)
	
Test Setup	Radiated measurement for below 1 GHz (Rear side)
	



Test Setup	Radiated measurement for Above 1 GHz (Front side)
	
Test Setup	Radiated measurement for Above 1 GHz (Rear side)
	



Test Setup	Conducted measurement (Front side)
	 A photograph showing the front side of a test setup inside a shielded room. A wooden table is positioned in the foreground. In the background, another wooden table is visible through the transparent walls of the room. A small black and white object is placed on the right side of the foreground table. A piece of electronic equipment is on the floor to the right.
Test Setup	Conducted measurement (Rear side)
	 A photograph showing the rear side of the test setup inside a shielded room. A wooden table is in the foreground. In the background, a desk with a laptop, a monitor, and various electronic devices is visible. A small black and white object is on the left side of the foreground table. The room's walls are made of transparent shielding material.