


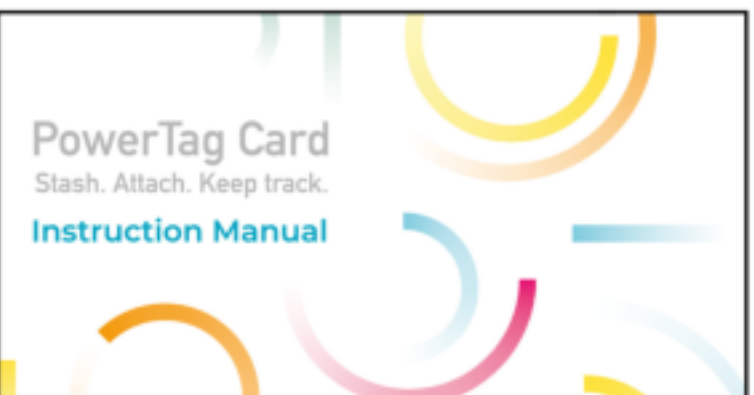


<p><b>GETTING STARTED</b></p> <p>Open the Find My app on your iPhone or iPad, iPod Touch or Mac Computer</p> <p>Choose the Items tab &gt; tap + button &gt; tap Add Other Item.</p> <p>The Find My app will begin searching for Items. Press and hold the button on PowerTag Card to turn it on.</p> <p>Once it has found your PowerTag Card, tap Connect. Now you can name and choose an emoji for your PowerTag Card.</p> <p>You can now track your PowerTag Card in the Find My app on your iPhone, iPad, iPod touch or Mac computer.</p>  <p>Top Side</p>	<p><b>TRACKING YOUR POWERTAG CARD</b></p> <p>PowerTag Card works exclusively with the Apple Find My network to help you keep track of your personal items.</p> <p>You can open the Find My app to see your items last known location.</p> <p>If you lose your item, you can enable Lost Mode within the Find My app. Follow the on-screen instructions to enter a phone number where you can be reached. To enter an email address instead, tap "Use an email address."</p> <p>Please note: Make sure you allow notifications for the Find My app.</p> <p>Tap Activate.</p> <p><b>PLEASE NOTE:</b> to use the Find My app to locate this item, it is recommended that you have the latest version of iOS, iPadOS, or macOS installed.</p>	<p><b>TRACKING RANGE</b></p> <p>Your iPhone, iPod Touch, iPad or Mac computer can detect your PowerTag Card at a range of 100m with a clear line of sight.</p> <p><b>CHARGING POWERTAG CARD</b></p> <p>PowerTag Card can be charged using any standard wireless charger.</p> <p>You will receive an alert on your Find My app when your PowerTag Card requires charging.</p> <p>Align the center of the Charging Area on PowerTag Card with the center of your wireless charger to begin charging.</p> <p>While charging the LED will be On and solid.</p> <p>When charging is complete the LED will turn Off. It takes approximately 3 hours to fully charge from empty.</p>  <p>Bottom Side</p>	<p><b>RESETTING YOUR POWERTAG</b></p> <p>If for any reason your PowerTag Card is not connecting, quickly press button 5 times. On the 5th press, hold the button until a reset sound is heard.</p> <p><b>PRIVACY</b></p> <p>The Apple Find My network uses advanced encryption to ensure that no one else, not even Apple or PowerStick.com can view the location of your PowerTag.</p> <p><b>WARRANTY</b></p> <p>PowerTag comes with a (1) One year warranty.. This does not include the battery being depleted.</p>	<p><b>QUESTIONS?</b></p> <p>Visit our support pages at <a href="https://powerstick.com/contact-us/">https://powerstick.com/contact-us/</a></p> <p>Or you can also email us at <a href="mailto:support@powerstick.com">support@powerstick.com</a></p>  <p><b>Exclusive Product Warranty Offer</b></p> <p>This product is backed by a warranty that covers repair or replacement at our option. You must register by filling out the online form within 10 days of receipt of this product:</p> <p><a href="http://www.powerstick.com/main/warranty">www.powerstick.com/main/warranty</a></p>
--	---	--	---	--

<p><b>FCC regulatory conformance</b></p> <p>This device complies with Part 15 of the FCC Rules. Operation is subject to the following two conditions:</p> <p>(1) This device may not cause harmful interference.</p> <p>(2) This device must accept any interference received, including interference that may cause undesired operation.</p> <p>NOTE: This equipment has been tested and found to comply with the limits for a Class B digital device, pursuant to part 15 of the FCC Rules. These limits are designed to provide reasonable protection against harmful interference in a residential installation.</p> <p>This equipment generates uses and can radiate radio frequency energy and, if not installed and used in accordance with the instructions, may cause harmful interference to radio communications. However, there is no guarantee that interference will not occur in a particular installation. If this equipment does</p>	<p>cause harmful interference to radio or television reception, which can be determined by turning the equipment off and on, the user is encouraged to try to correct the interference by one or more of the following measures:</p> <ul style="list-style-type: none"> <li>• Reorient or relocate the receiving antenna.</li> <li>• Increase the separation between the equipment and receiver.</li> <li>• Connect the equipment into an outlet on a circuit different from that to which the receiver is connected.</li> <li>• Consult the dealer or an experienced radio/TV technician for help</li> </ul> <p>NOTE: The manufacturer is not responsible for any radio or TV interference caused by unauthorized modifications to this equipment. Such modifications could void the user's authority to operate the equipment.</p> <p><b>RF Exposure</b></p> <p>This equipment complies with FCC radiation exposure limits set forth for an uncontrolled environment.</p>	<p><b>WARNINGS</b></p> <p>Please refrain from consuming the battery as it may result in internal chemical burns.</p> <p>Be mindful of large metal objects in close proximity to your mobile devices and PowerTag, as they may interfere with the Bluetooth signal.</p> <p>Caution! This product contains a lithium battery which may explode if mishandled.</p> <p>Avoid exposing the product to direct heat sources, mechanical stress, or impacts.</p> <p>Do not attempt to disassemble your PowerTag Card, as it may result in electric shock and voiding of your warranty.</p>	<p>The Apple Find My network provides an easy, secure way to locate compatible personal items using the Find My app on your iPhone, iPad, Mac, or the Find Items app on Apple Watch.</p> <p>To use the Apple Find My app to locate this item, the latest version of iOS, iPadOS, or macOS is recommended. The Find Items app on Apple Watch requires the latest version of watchOS.</p> <p>Use of the Works with Apple badge means that a product has been designed to work specifically with the technology identified in the badge and has been certified by the product manufacturer to meet Apple Find My network product specifications and requirements. Apple is not responsible for the operation of this device or use of this product or its compliance with safety and regulatory standards.</p> <p>Apple, Apple Find My, Apple Watch, Find My, iPhone, iPad, iPadOS, Mac, macOS and watchOS are trademarks of Apple Inc. iOS is a trademark or registered trademark of Cisco in the U.S. and other countries and is used under license.</p>	 <p><b>PowerTag Card</b></p> <p>Slash. Attach. Keep track.</p> <p><b>Instruction Manual</b></p> <p>PowerTag Card is a tracker that helps locate your items using the Apple Find My iOS app on your iPhone, iPad, iPod Touch or Mac computer.</p>
---	---	--	---	--