

Wireless Keyboard

User manual

Model:HB323

Package Contents

- 1 x Wireless Keyboard
- 1 x Charging Cable
- 1 x User Manual







Charging










1. Use the included USB cable for charging. Connect one end to a USB charger, and the other to the keyboard.
2. In charging, the power indicator will turn red. Generally, it takes approximately 2 hours for a full charge. (charger is not included)

Specifications

Bluetooth Specification	Bluetooth 5.1
Operating Range	Up to 33 feet or 10 meters
Modulation System	GFSK
Standby time	90 days
Charging time	2 hours
Uninterrupted Work Time	90 hours
Battery Type:	Lithium polymer, Non-accessible
Battery Capacity	250 mAh
Battery Life	3 years
Key Life	3 million clicks

Keyboard Shortcuts

	Home		Brightness down
	Brightness up		Switch APP
	Back		Previous track

	Play/pause		Next track
	Mute		Volume -
	Volume +		Screen shot
	Lock screen	Fn+ 	Keyboard display
Fn+ 	Battery power display		

Sleep Mode

The keyboard will enter sleep mode after remaining idle for 30 minutes.

To activate the keyboard, press any key and wait 3 seconds.

Pairing Instructions

Step 1. Turn on the keyboard's power switch. The status indicator will light up for 2 seconds.

Step 2. Press the Connect button. The status indicator will start blinking.

The keyboard is now ready to connect to your device.

Step 3. Activate the Bluetooth function on your tablet (Some tablets have a 'scan' button that you need to tap).

Step 4. Locate and select 'Bluetooth 3.0 Keyboard' in your Bluetooth menu. The status indicator light will stop blinking to indicate a successful connection.

NOTE:

1. For Android devices, please make sure that your device supports the Bluetooth HID profile or the pairing will not work.
2. In case of connect failure, please delete the pairing the record from your device, and try the above procedures again.

Caution

When not in use for a prolonged period, it is recommended that you turn off the keyboard to lengthen the battery life.

Safety Tips

- Do not place heavy objects on the keyboard
- Do not disassemble the product
- Keep the product away from oils, chemicals, and organic liquids
- Clean the keyboard wet cloth
- Dispose of battery according to local laws

- Keep away from sharp objects

FCC Regulatory Compliance

changes or modifications not expressly approved by the party responsible for compliance could void the user's authority to operate the equipment.

This equipment has been tested and found to comply with the limits for a Class B digital device, pursuant to Part 15 of the FCC Rules. These limits are designed to provide reasonable protection against harmful interference in a residential installation. This equipment generates, uses and can radiate radio frequency energy and, if not installed and used in accordance with the instructions, may cause harmful interference to radio communications. However, there is no guarantee that interference will not occur in a particular installation.

If this equipment does cause harmful interference to radio or television reception, which can be determined by turning the equipment off and on, the user is encouraged to try to correct the interference by one or more of the following measures:

- Reorient or relocate the receiving antenna.
- Increase the separation between the equipment and receiver.
- Connect the equipment into an outlet on a circuit different from that to which the receiver is connected.
- Consult the dealer or an experienced radio/TV technician for help.

This equipment complies with FCC radiation exposure limits set forth for an uncontrolled environment. This transmitter must not be co-located or operating in conjunction with any other antenna or transmitter.

This device complies with Part 15 of the FCC Rules. Operation is subject to the following two conditions: (1) this device may not cause harmful interference, and (2) this device must accept any interference received, including interference that may cause undesired operation.

ISED Regulatory Compliance

This device contains licence-exempt transmitter(s)/receiver(s) that comply with Innovation, Science and Economic Development Canada's licence-exempt RSS(s). Operation is subject to the following two conditions:

- (1) This device may not cause interference.
- (2) This device must accept any interference, including interference that may cause undesired operation of the device.