


10. SETUP PHOTOS


RADIATED EMISSIONS MEASUREMENT SETUP




RADIATED FRONT PHOTO (BELOW 1 GHz)




RADIATED BACK PHOTO (BELOW 1 GHz)




RADIATED FRONT PHOTO (ABOVE 1 GHz)



RADIATED BACK PHOTO (ABOVE 1 GHz)




RADIATED FRONT PHOTO (BELOW 30 MHz)



RADIATED BACK PHOTO (BELOW 30 MHz)

**ANTENNA PORT CONDUCTED RF MEASUREMENT SETUP AND
RADIATED EMISSIONS MEASUREMENT CONFIGURATION**



ANTENNA PORT CONDUCTED PHOTO



ANTENNA AT 0 DEGREE FRONT PHOTO




ANTENNA AT 45 DEGREE FRONT PHOTO



ANTENNA AT 90 DEGREE FRONT PHOTO

AC POWER LINE CONDUCTED



FRONT PHOTO



BACK PHOTO

END OF REPORT