

## Appendix A. Test Photos


## 1. Photographs of Conducted Emissions Test Configuration

Test Mode: Mode 2

FRONT VIEW



REAR VIEW



## 2. Photographs of Radiated Emissions Test Configuration

Test Configuration: 9kHz ~30MHz / Test Mode: Mode 2

FRONT VIEW




REAR VIEW






Test Configuration: 30MHz~1GHz / Test Mode: Mode 2

FRONT VIEW




REAR VIEW




Test Configuration: Above 1GHz / Test Mode 1: EUT 1 + Set 1 Sector Antenna / 7.5 dBi

FRONT VIEW




REAR VIEW




Test Mode 2: EUT 1 + Set 3 Sector Antenna / 5.5 dBi

FRONT VIEW




REAR VIEW






Test Mode 3: EUT 1 + Set 4 Sector Antenna / 10.5 dBi

FRONT VIEW




REAR VIEW




Test Mode 4: EUT 1 + Set 5 Sector Antenna / 7 dBi

FRONT VIEW




REAR VIEW






Test Mode 5: EUT 1 + Set 6 Sector Antenna / 5 dBi

FRONT VIEW




REAR VIEW




Test Mode 6: EUT 1 + Set 8 Sector Antenna / 13 dBi

FRONT VIEW




REAR VIEW



Test Mode 7: EUT 1 + Set 11 Sector Antenna / 5.5 dBi

FRONT VIEW




REAR VIEW





Test Mode 8: EUT 2 + Set 12 PIFA Antenna / Chain1:6.25 dBi, Chain2:5.77 dBi, Chain3:6.45 dBi, Chain4:5.60 dBi

FRONT VIEW



REAR VIEW

