



PHOTOGRAPHS OF THE TEST CONFIGURATION


CONDUCTED EMISSION TEST



RADIATED EMISSION TEST – Below 1GHz



RADIATED EMISSION TEST – Above 1GHz (Z plane)



RADIATED EMISSION TEST – Above 1GHz (Y plane)

