ALLWAY

PBT001

BLUETOOTH SPEAKER

User Manual

CAUTION

1. All the safety and operating instructions should be read before the appliance is operated.
2. All operating and user instructions should be followed.
3. The appliance should not be used near water-for example,near a bathtub,washbowl,kitchen sink,laundry tub,in a wet basement,or near a swimming pool etc. It should not be exposed to dripping or splashing water,and no Objects filled with liquid,such as a vase,should be placed on the appliance.
4. Warning: To reduce the risk of fire of electric shock,do not expose this appliance to rain or moisture.
5. The appliance should be situated so that its location or position does not interfere with its proper ventilation.For example,the appliance should not be situated on a bed, sofa, rug, or similar surface that may block the ventilation openings. Or placed in a built-in installation, such as a closed bookcase or cabinet that may impede the flow of air through the ventilation openings.

The FCC Wants You To Know

Warning: Changes or modifications to this unit not expressly approved by the party responsible for compliance could void the user's authority to operate the equipment.

NOTE: This equipment has been tested and found to comply with the limits for a class B digital device, pursuant to Part 15 of the FCC Rules. These limits are designed to provide reasonable protection against harmful interference in a residential installation. This equipment generates, uses and can radiate radio frequency energy and, if not installed and used in accordance with the instructions, may cause harmful interference to radio communications.

However, there is no guarantee that interference will not occur in a particular installation. If this equipment does cause harmful interference to radio or television reception, which can be determined by turning the equipment off and on, the user is encouraged to try to correct the interference by one or more of the following measures:

Reorient or relocate the receiving antenna.
Increase the separation between the equipment and receiver.
Connect the equipment into an outlet on a circuit different from that to which the receiver is connected.
Consult the dealer or an experienced radio/TV technician for helo.

This device complies with Part 15 of the FCC Rules. Operation is subject to the following two conditions:
(1) this device may not cause harmful interference, and
(2) this device must accept any interference received, including interference that may cause undesired operation.

Speaker Overview

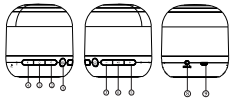

1.Power ON/OFF Switch
2.Light key
3.Speaker phone
4.Bluetooth connect
5.Volume up
6./Play/Pause
7.Volume down
8.AUX-IN
9.Charging port

Package Contents

Main unit x 1 User manual x 1
USB Charging Cord x 1

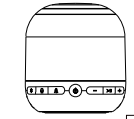

User Manual

ALLWAY WARRANTY CARD

END-USER'S COPY

WARRANTY REGISTRATION CERTIFICATE

Mr./Mrs/Ms First Name: _____
Last Name: _____
Address: _____
Contact No.: _____
Product Name: _____
Model No.: _____
Retail Outlet Where Purchased: _____
_____
Date Purchased: _____
Invoice No.: _____

Serial No.: _____

(Please print the name & address)

SECTION 1

ALLWAY WARRANTY CARD

DISTRIBUTOR'S COPY

WARRANTY REGISTRATION CERTIFICATE

Mr./Mrs/Ms First Name: _____
Last Name: _____
Address: _____
Contact No.: _____
Product Name: _____
Model No.: _____
Retail Outlet Where Purchased: _____
_____
Date Purchased: _____
Invoice No.: _____

Serial No.: _____

(Please print the name & address)

SECTION 2

WARRANTY TERMS & CONDITIONS

The warranty will be effective only if the warranty card is completed and returned to the company within 14 days from the date of purchase.We guarantee the provision of free services of ALLWAY product within the warranty period from the date of purchase from our Authorized Dealer.
The period and conditions of our warranty services are as follows:
1.Repair services will be provided for defects arising from normal usage for the following period, commencing from the date of purchase from our ALLWAY Authorised Dealer. This warranty card together with the receipt must be presented when servicing is required. This warranty card is inoperable in the event of loss.
2.Repair services will be provided for defects arising from normal usage for the following period, commencing from the date of purchase from our ALLWAY Authorised Dealer. This warranty card together with the receipt must be presented when servicing is required. This warranty card is inoperable in the event of loss.
2.Repair services will be provided for defects arising from normal usage for the following period, commencing from the date of purchase from our ALLWAY Authorised Dealer. (Parts would be replaced when necessary)
A. Parts: ..... 1 year
B. Technical service free: ..... 1 year
3. Under the following circumstances, service and parts will be chargeable even within the warranty period:
A. Failure to present the warranty card and receipt when servicing is required.
Full particulars not clearly shown or alterations made against the actual information.
For e.g., Alteration of the date of purchase, serial number-added or removed.
B. This unit being tampered with, altered in any way by any unauthorised technicians or which has been subjected to misuse, negligence or accident. The guarantee does not cover damage occurring in transit by or from the customer.
C. The defect is caused by the attack of household pests, fire, lighting, natural disasters, pollution,abnormal voltage or the usage of generator.

SHENZHEN TKT INNOVATIONS CO.,LTD
ADD: No. 216, Building 2, Fenda Hi-Tech Park,
Langxin Community, Shiyan street, Baoan district

WARRANTY TERMS & CONDITIONS

The warranty will be effective only if the warranty card is completed and returned to the company within 14 days from the date of purchase.We guarantee the provision of free services of ALLWAY product within the warranty period from the date of purchase from our Authorized Dealer.
The period and conditions of our warranty services are as follows:
1.Repair services will be provided for defects arising from normal usage for the following period, commencing from the date of purchase from our ALLWAY Authorised Dealer. This warranty card together with the receipt must be presented when servicing is required. This warranty card is inoperable in the event of loss.
2.Repair services will be provided for defects arising from normal usage for the following period, commencing from the date of purchase from our ALLWAY Authorised Dealer. (Parts would be replaced when necessary)
A. Parts: ..... 1 year
B. Technical service free: ..... 1 year
3. Under the following circumstances, service and parts will be chargeable even within the warranty period:
A. Failure to present the warranty card and receipt when servicing is required.
Full particulars not clearly shown or alterations made against the actual information.
For e.g., Alteration of the date of purchase, serial number-added or removed.
B. This unit being tampered with, altered in any way by any unauthorised technicians or which has been subjected to misuse, negligence or accident. The guarantee does not cover damage occurring in transit by or from the customer.
C. The defect is caused by the attack of household pests, fire, lighting, natural disasters, pollution,abnormal voltage or the usage of generator.

SHENZHEN TKT INNOVATIONS CO.,LTD
ADD: No. 216, Building 2, Fenda Hi-Tech Park,
Langxin Community, Shiyan street, Baoan district

Bluetooth connect

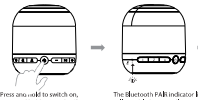

Press and hold to switch on, press and hold to switch off.

The Bluetooth PAIR indicator light will start blinking rapidly.

Activate the Bluetooth function on your device and search Bluetooth devices, and select "PBT001" to start connecting.

Once paired, the Blue LED light will turn on steadily.

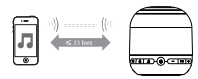

Now you can begin to play music on your speaker.
Press "+" "+" to adjust volume, and press "⏯" to Pause or Play.
You can adjust the light color when pressing the light key "🎨".

Conference Mode

When receiving an incoming call on your cell phone via Bluetooth paired with the speaker, tap "🎤" to answer. Press "+" "+" to obtain the desired sound level. To end the call, just tap the PHONE "🎤" on the speaker. To ignore an incoming call, simply press and hold the "🎤" on the speaker for about 2 seconds.

Charge

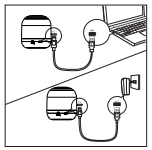

Can be charged by using the USB to Micro USB cord (included) through computer or AC adaptor with USB jack (not included).
Approximately 3 hours required for full charge.

Solid red light means the battery is charging.
Red light off means the charge is complete.
Note: When your battery is low, the red light will blink slowly.

Aux in

Use a 3.5mm cable (not included) to connect the speaker to another audio source. Press Play on the device and adjust the volume on the unit to obtain the desired volume.

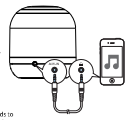

TWS mode

Long press "🔊Vol+" button 2 seconds to enter into TWS pairing mode, The indicator LED light will flash fastly in pairing process. When devices have paired successfully, The indicator LED light will light off in satellite device.

Tips

Long press "🔊Vol+" button 2 seconds to drop out from TWS mode

Technical Specifications

* Amplifier power: 2.5W
* Battery type: Li-ion rechargeable
* Bluetooth transmitter frequency range: 2.402～2.480GHz
* Bluetooth transmitter power: 0～4dBm

SHENZHEN TKT INNOVATIONS CO.,LTD
ADD: No. 216, Building 2, Fenda Hi-Tech Park,
Langxin Community, Shiyan street, Baoan district