



SETUP PHOTOS

Report Number. : R12663786-EP1

Applicant : Cree Inc.
4600 Silicon Drive
Durham, NC 27703, USA

Model : WIM-CMA-OEM

FCC ID : 2ACQ6-WIM

IC : 11481A-WIM

EUT Description : 802.15.4 radio module

Test Standard(s) : FCC 47 CFR PART 15 SUBPART C
ISED RSS-247 ISSUE 2
ISED RSS-GEN ISSUE 5

Date Of Issue:
February 06, 2019

Prepared by:
UL LLC.
12 Laboratory Dr.
Research Triangle Park, NC 27709 U.S.A.
TEL: (919) 549-1400

REPORT REVISION HISTORY

Ver.	Issue Date	Revisions	Revised By
1	2019-02-06	Initial Issue	Brian T. Kiewra

TABLE OF CONTENTS

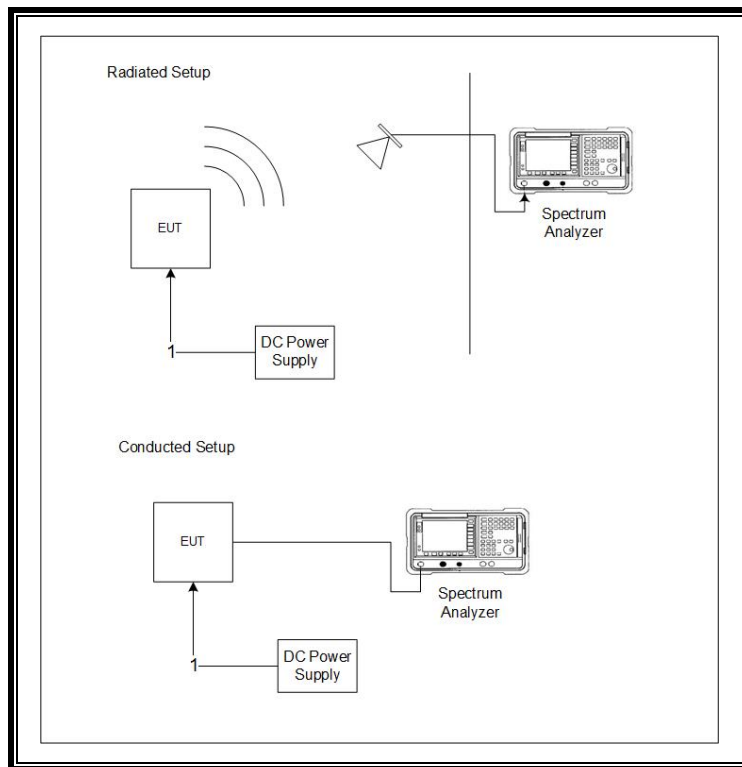
REPORT REVISION HISTORY	2
TABLE OF CONTENTS	3
1. DESCRIPTION OF TEST SETUP	4
2. SETUP PHOTOS.....	5
END OF TEST REPORT	10

1. DESCRIPTION OF TEST SETUP

I/O CABLES


I/O Cable List						
Cable No.	Port	# of Identical Ports	Connector Type	Cable Type	Cable Length (m)	Remarks
1	DC	1	Terminal	Single Strand	<3m	Provides DC power to EUT

SETUP DIAGRAMS




2. SETUP PHOTOS


ANTENNA PORT CONDUCTED RF MEASUREMENT SETUP



RADIATED RF MEASUREMENT SETUP (BELOW 1 GHz)



RADIATED RF MEASUREMENT SETUP (ABOVE 1GHz)





RADIATED RF MEASUREMENT SETUP FOR PORTABLE CONFIGURATION

X-AXIS FRONT PHOTO




Y-AXIS FRONT PHOTO





POWERLINE CONDUCTED EMISSIONS MEASUREMENT SETUP



END OF TEST REPORT