

PM23c | PM43 | PM43c

Wi-Fi + Bluetooth Module Installation Instructions

Installationsanleitung für Wi-Fi + Bluetooth-Modul

Instrucciones para instalar el módulo de Wi-Fi + Bluetooth

Instructions d'installation du module Wi-Fi + Bluetooth

Istruzioni per l'installazione del modulo Wi-Fi + Bluetooth

Wi-Fi + Bluetooth 모듈 설치 안내

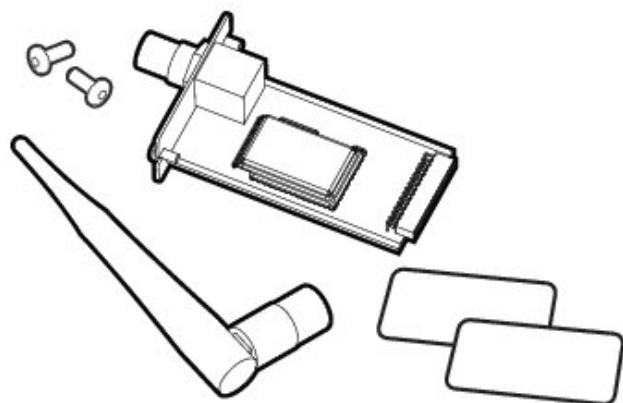
Instruções de Instalação do Módulo Wi-Fi + Bluetooth

Инструкции по установке модуля Wi-Fi + Bluetooth

Wi-Fi + Bluetooth Modülü Kurulum Talimatları

Wi-Fi + Bluetooth 模块安装说明

Wi-Fi + Bluetooth 模組安裝說明



Caution: Turn the printer off and disconnect it from power before you begin.

Vorsicht: Den Drucker ausschalten und vor dem Beginnen das Netzkabel abziehen.

Precaución: Apague la impresora y desconéctela del suministro eléctrico antes de comenzar.

Mise en garde : Éteignez l'imprimante et débranchez-la de l'alimentation avant de commencer.

Attenzione: Prima di iniziare, spegnere la stampante e scollegare il cavo di alimentazione.

주의 : 시작하기 전에 프린터를 끄고 전원 연결을 해제합니다 .

Cuidado: Antes de começar, desligue a impressora e desconecte-a da eletricidade.

Осторожно: Прежде чем начать, выключите принтер и отсоедините его от источника питания.

Dikkat: Başlamadan önce yazıcıyı kapatın ve güç bağlantısını kesin.

注意 : 开始前，请先关闭打印机并断开电源连接。

注意 : 开始前，先關閉印表機並中斷電源。



Follow standard electrostatic discharge (ESD) guidelines to avoid damaging equipment.

Standardrichtlinien zur elektrostatischen Entladung (ESD) einhalten, um eine Beschädigung der Geräte zu vermeiden.

Siga las pautas estándar de maneja de cargas electrostáticas para evitar daños al equipo.

Suivez les consignes standard relatives aux décharges électrostatiques pour éviter d'endommager l'équipement.

Seguire le indicazioni standard sul rischio di scarica elettrostatica per prevenire danni all'apparecchiatura.

장비 손상을 방지하려면 표준 ESD (정전 방전) 지침을 준수합니다.

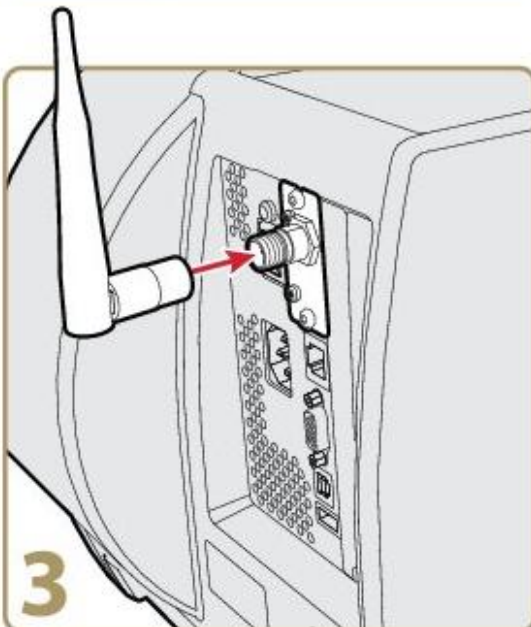
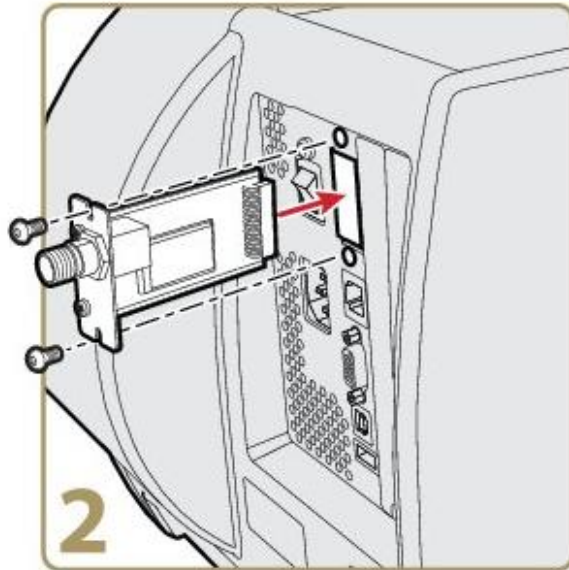
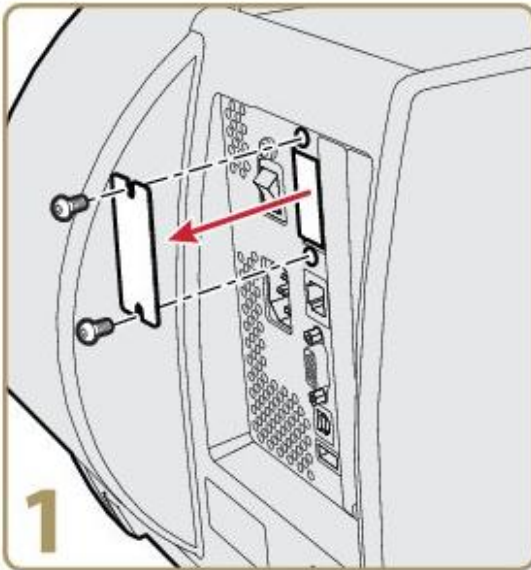
Para evitar danos ao equipamento, siga as diretrizes padrão referentes à descarga eletrostática (ESD).

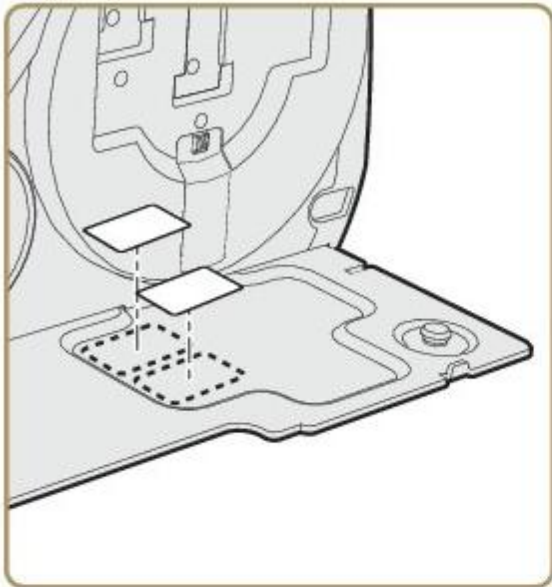
Следуйте стандартным нормативам по предотвращению электростатического разряда (ESD), чтобы избежать повреждения оборудования.

Cihazın zarar görmesini engellemek için standart elektrostatik boşalım (ESD) yönergelerini izleyin.

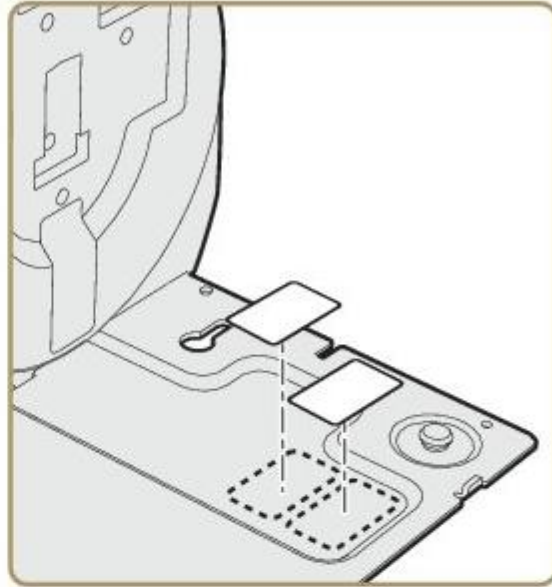
按照标准静电放电 (ESD) 安全准则进行操作, 避免损坏设备。

依照標準的靜電放電 (ESD) 規定以避免設備損壞。

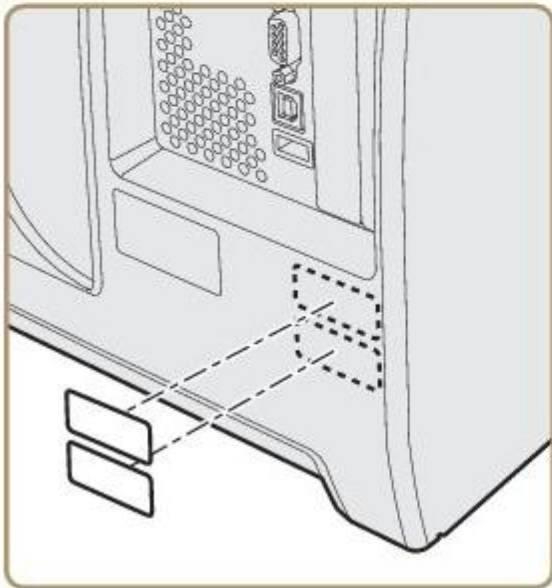




PM23c



PM43c



PM43

Honeywell International Inc.
Honeywell Sensing and Productivity Solutions
9680 Old Bailes Rd
Fort Mill, SC 29707
USA

Honeywell

www.honeywellaidc.com

Copyright © 2016

Honeywell International Inc.

All rights reserved.



Federal Communication Commission Interference Statement

This device complies with Part 15 of the FCC Rules. Operation is subject to the following two conditions: (1) This device may not cause harmful interference, and (2) this device must accept any interference received, including interference that may cause undesired operation.

This equipment has been tested and found to comply with the limits for a Class B digital device, pursuant to Part 15 of the FCC Rules. These limits are designed to provide reasonable protection against harmful interference in a residential installation. This equipment generates, uses and can radiate radio frequency energy and, if not installed and used in accordance with the instructions, may cause harmful interference to radio communications. However, there is no guarantee that interference will not occur in a particular installation. If this equipment does cause harmful interference to radio or television reception, which can be determined by turning the equipment off and on, the user is encouraged to try to correct the interference by one of the following measures:

- Reorient or relocate the receiving antenna.
- Increase the separation between the equipment and receiver.
- Connect the equipment into an outlet on a circuit different from that to which the receiver is connected.
- Consult the dealer or an experienced radio/TV technician for help.

FCC Caution: Any changes or modifications not expressly approved by the party responsible for compliance could void the user's authority to operate this equipment.

This transmitter must not be co-located or operating in conjunction with any other antenna or transmitter.

Radiation Exposure Statement:

This equipment complies with FCC radiation exposure limits set forth for an uncontrolled environment. This equipment should be installed and operated with minimum distance 20cm between the radiator & your body.

This device is intended only for OEM integrators under the following conditions:

- 1) The antenna must be installed such that 20 cm is maintained between the antenna and users, and
- 2) The transmitter module may not be co-located with any other transmitter or antenna.

As long as 2 conditions above are met, further transmitter test will not be required. However, the OEM integrator is still responsible for testing their end-product for any additional compliance requirements required with this module installed

IMPORTANT NOTE: In the event that these conditions can not be met (for example certain laptop configurations or co-location with another transmitter), then the FCC authorization is no longer considered valid and the FCC ID can not be used on the final product. In these circumstances, the OEM integrator will be responsible for re-evaluating the end product (including the transmitter) and obtaining a separate FCC authorization.

End Product Labeling

This transmitter module is authorized only for use in device where the antenna may be installed such that 20 cm may be maintained between the antenna and users. The final end product must be labeled in a visible area with the following: "Contains **FCC ID:HD5-RC12ABGN**". The grantee's FCC ID can be used only when all FCC compliance requirements are met.

Manual Information To the End User

The OEM integrator has to be aware not to provide information to the end user regarding how to install or remove this RF module in the user's manual of the end product which integrates this module.

The end user manual shall include all required regulatory information/warning as show in this manual.