

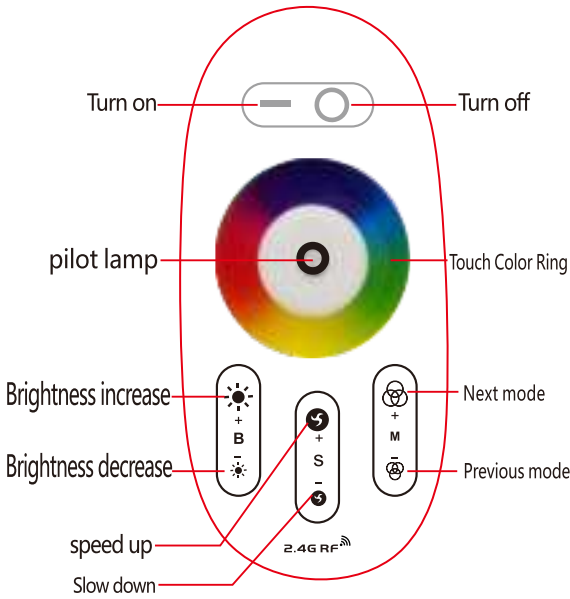
User Manual

GRBW touch controller

FCCID:2A595-YH-313

1

LED Controller-2023



2

LotusLantern APP Manual

1. Software Overview

1.1 Overview  
LotusLantern is a mobile APP to control LED strip by both Apple and Android phones. The traditional control ways like infrared, 2.4GHz and others old wired ways will be replaced by mobile phone control way with convenient, powerful and scalable features.  
Through this mobile APP, you can not only control the color, brightness and color temperature of the LED strips but also set up all kinds of fancy flash mode; Also this APP can change the light of the LED strip according to the rhythm of the music. This APP can set and control several LED strips through Bluetooth and the operation is very simple, easy to learn and easy to use.

1.2 Features  
• Adjust color LED strips with 60,000 colors to change color and brightness and adjust monochrome LED strips to change brightness and color temperature  
• Play music or turn on a sound playback device, you can let the light change the color and brightness with the rhythm of music, the music rhythm beautiful  
• Inside multiple setting mode for color change and control LED strips without mobile  
• Long distance control with omni-directional antenna, and many-to-many group control mode  
• Once the connection is successful, connect automatically next time

1.3 Performance  
LotusLantern APP is easy for use as well as great compatible for all kinds of smart phones; After the actual test of hundreds of mobile phones verification, the compatibility is above 95% of mobile phones in the market. APP is small and convenient, it consumes less system resources, so the requirements of the mobile configuration are low. Control delay is small, the operation feel good, light control is smooth with people's visual sense.

2. Operating Environment

This APP program requires phones of system above Andriod 4.3 and iOS 8.0. Mobile phone configuration is not limited.

3. Instuctions

Note: Android version and iOS version download and use the same method, here in the Android version as an example.  
3.1 APP Download  
Scan the QR code  
iOS and Android systems can download the "LotusLantern" APP by scanning the QR code. Open the browser or other tools with "Scan QR code" function, scan the "LotusLantern" QR code as below:




3

3.2 App Operation  
(1) Click on the LotusLantern APP icon, enter the APP page:



(2) After entering the APP interface, if Bluetooth is not enabled, "Louts Lantern wants to turn on Bluetooth". Click [Allow]




(3) Switch to color and brightness interface:

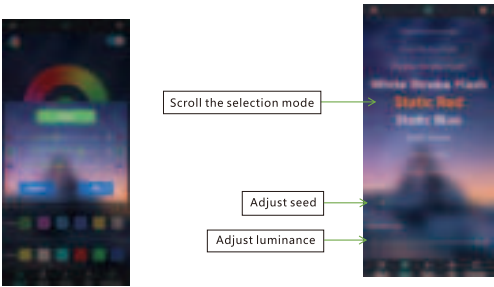


4

(4) Click to show the lamp list, view lamp list:

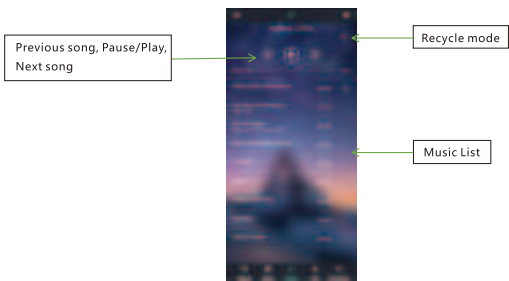


(5) Click to RGB manual adjustment view: (6) switch to the mode interface:




5

(7) switch to the music rhythm interface:

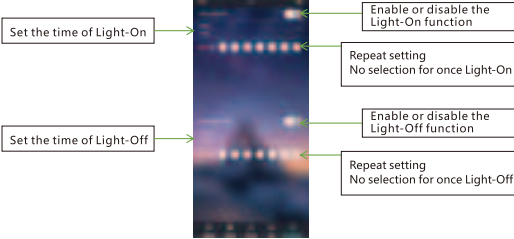


(8) Switch to the microphone rhythm interface:

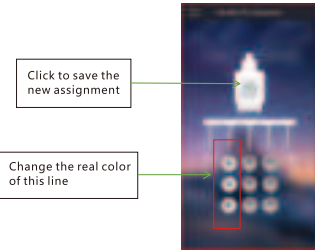


6

(9) Switch to the schedule interface:



(10) Switch to the modify pin sequence interface:



7

This device complies with part 15 of the FCC Rules. Operation is subject to the following two conditions: (1) this device may not cause harmful interference, and (2) this device must accept any interference received, including interference that may cause undesired operation. Any changes or modifications not expressly approved by the party responsible for compliance could void the user's authority to operate the equipment.  
NOTE: This equipment has been tested and found to comply with the limits for a Class B digital device, pursuant to Part 15 of the FCC Rules. These limits are designed to provide reasonable protection against harmful interference in a residential installation. This equipment generates, uses and can radiate radio frequency energy and, if not installed and used in accordance with the instructions, may cause harmful interference to radio communications. However, there is no guarantee that interference will not occur in a particular installation. If this equipment does cause harmful interference to radio or television reception, which can be determined by turning the equipment off and on, the user is encouraged to try to correct the interference by one or more of the following measures:  
-- Reorient or relocate the receiving antenna.  
-- Increase the separation between the equipment and receiver.  
-- Connect the equipment into an outlet on a circuit different from that to which the receiver is connected.  
-- Consult the dealer or an experienced radio/TV technician for help.  
The device has been evaluated to meet general RF exposure requirement. The device can be used in portable exposure condition without restriction

8