



Test Report

AIR-CAP2702y-A-K9

FCC ID: LDK102091

IC: 2461B-102091

Also Covers:

AIR-CAP2702y-T-K9

AIR-CAP2702y-N-K9

AIR-CAP2702y-Z-K9

y =E (External Antenna) or I (Internal Antenna)

5725-5850 MHz

Against the following Specifications:

CFR47 Part 15.247

RSS210

Cisco Systems

170 West Tasman Drive

San Jose, CA 95134

A handwritten signature in blue ink, appearing to read "Jim Nicholas".

Test Engineer: _____



This test report has been electronically authorized and archived using the CISCO Engineering Document Control system.

SECTION 1: OVERVIEW	3
1.1 TEST SUMMARY.....	3
SECTION 2: ASSESSMENT INFORMATION	4
2.1 GENERAL	4
2.2 DATE OF TESTING	5
08-OCTOBER-2013	5
2.3 REPORT ISSUE DATE	5
2.4 TESTING FACILITIES.....	5
TRINH TIEN	5
2.5 EQUIPMENT ASSESSED (EUT)	5
2.6 EUT DESCRIPTION.....	6
APPENDIX A: EMISSION TEST RESULTS.....	8
TARGET MAXIMUM CHANNEL POWER.....	8
6DB BANDWIDTH9	
99% AND 26DB BANDWIDTH.....	17
PEAK OUTPUT POWER	25
POWER SPECTRAL DENSITY	184
CONDUCTED SPURIOUS EMISSION	192
APPENDIX B: EMISSION TEST RESULTS.....	518
RADIATED SPURIOUS EMISSIONS	518
RADIATED EMISSIONS	525
MAXIMUM PERMISSIBLE EXPOSURE (MPE) CALCULATIONS.....	527
APPENDIX C: TEST EQUIPMENT/SOFTWARE USED TO PERFORM THE TEST	529



Section 1: Overview

1.1 Test Summary

The samples were assessed against the tests detailed in section 3 under the requirements of the following specifications:

Emission	Immunity
CFR47 Part 15.247 RSS210	N/A

The specifications listed above represent actual tests performed to demonstrate compliance against the specifications and basic standards listed on the front cover of this report. This list is not a one to one match to the front cover for one or more of the following reasons.

1. Basic standards call up many different test phenomena specifications such as the 61000-4-X series. The basic standards define which elements and levels shall be applied from these specifications and as such it is not appropriate to list the individual specifications on the front cover.
2. A Standard listed on the front cover may be required in a particular country but is not appropriate for the particular technologies included in the equipment under test. E.g. You cannot test a DC product to the mains Harmonics requirements in EN61000-3-2. See section 3.2.
3. Test results against a particular standard or specification may be included in a different test report. See section 3.2 for an EDCS reference of this data.
4. Where appropriate, Cisco may have substituted a later revision of a basic standard to those referenced in the specification on the front sheet of this test report. This decision was based upon improved test methodology and repeatability and/or where the newer revision represented a more stringent test.
5. Where relevant, testing has been carried out to the requirements of both EN and IEC Specifications. This was possible because of the similarities of the test methods involved and the Cisco EMC test procedures.
6. Testing may have been performed to an equivalent test that satisfies the requirements of the standards and specifications listed on the front cover of the report. See section 3.2.
7. Where radiated emissions testing has been performed to EN55022/CISPR22 the additional requirements of VCCI: V- 3/2006.04, EN55022: 1994 +A1/2 and CAN/CSA- CISPR 22-02 have also been evaluated unless otherwise stated.
8. Testing to the requirements of CFR47 Part 15 was performed against the CISPR22 limits. The results are therefore deemed satisfactory evidence of compliance with Industry Canada Interference Causing Equipment Standard ICES-003.
9. Where assessment has been performed to CISPR24, all the applicable test requirements may have not been covered. Refer to the results section for the tests performed.

Notes:

- 1) Where a specification listed on the front cover of this report has deviations from the basic standards listed above, the additional technical requirements of the specification were also assessed.
- 2) Where appropriate, Cisco may have substituted a later revision of a basic standard to those referenced in the specification on the front sheet of this test report. This decision was based upon improved test methodology and repeatability and/or where the newer revision represented a more stringent test.
- 3) Where relevant, testing has been carried out to the requirements of both EN and IEC Specifications. This was possible because of the similarities of the test methods involved and the Cisco EMC test procedures.



Section 2: Assessment Information

2.1 General

This report contains an assessment of an apparatus against Electromagnetic Compatibility Standards based upon tests carried out on the samples submitted. The testing was performed by and for the use of Cisco systems Inc:

With regard to this assessment, the following points should be noted:

- a) The results contained in this report relate only to the items tested and were obtained in the period between the date of the initial assessment and the date of issue of the report. Manufactured products will not necessarily give identical results due to production and measurement tolerances.
- b) The apparatus was set up and exercised using the configuration and modes of operation defined in this report only.
- c) Where relevant, the apparatus was only assessed using the susceptibility criteria defined in this report and the Test Assessment Plan (TAP).
- d) All testing was performed under the following environmental conditions:

Temperature	15°C to 35°C (54°F to 95°F)
Atmospheric Pressure	860mbar to 1060mbar (25.4" to 31.3")
Humidity	10% to 75*%

*[Where applicable] For ESD testing the humidity limits used were 30% to 60% and for EFT/B tests the humidity limits used were 25% to 75%.
- e) All AC testing was performed at one or more of the following supply voltages:

110V 60 Hz (+/-20%)
220V 50 Hz (+/-20%)

This report must not be reproduced except in full, without written approval of Cisco Systems.



2.2 Date of testing

08-October-2013

2.3 Report Issue Date

Cisco uses an electronic system to issue, store and control the revision of test reports. This system is called the Engineering Document Control System (EDCS). The actual report issue date is embedded into the original file on EDCS. Any copies of this report, either electronic or paper, that are not on EDCS must be considered uncontrolled

2.4 Testing facilities

This assessment was performed by:

Testing Laboratory

Cisco Systems, Inc.,	Cisco Systems, Inc.
4125 Highlander Parkway	170 West Tasman Drive
Richfield, OH 44286	San Jose, CA 95134
USA	USA

Test Engineers

Trinh Tien

2.5 Equipment Assessed (EUT)

AIR-CAP2702E-A-K9



2.6 EUT Description

The 2700 Series Cisco Aironet 802.11ac Radio Modules support the following modes of operation. The modes are further defined in the radio Theory of Operation. The modes included in this report represent the worst case data for all modes.

Legacy CCK, One Antenna, 1 to 11 Mbps
 Legacy CCK, Two Antennas, 1 to 11 Mbps
 Legacy CCK, Three Antennas, 1 to 11 Mbps
 Legacy CCK, Four Antennas, 1 to 11 Mbps

Non HT-20, One Antenna, 6 to 54 Mbps
 Non HT-20, Two Antennas, 6 to 54 Mbps
 Non HT-20, Three Antennas, 6 to 54 Mbps
 Non HT-20, Four Antennas, 6 to 54 Mbps

Non HT-20 Beam Forming, Two Antennas, 6 to 54 Mbps
 Non HT-20 Beam Forming, Three Antennas, 6 to 54 Mbps
 Non HT-20 Beam Forming, Four Antennas, 6 to 54 Mbps

HT-20, One Antenna, M0 to M7
 HT-20, Two Antennas, M0 to M15
 HT-20, Three Antennas, M0 to M23
 HT-20, Four Antennas, M0 to M23

HT-20 STBC, Two Antennas, M0 to M7
 HT-20 STBC, Three Antennas, M0 to M7
 HT-20 STBC, Four Antennas, M0 to M7

HT-20 Beam Forming, Two Antennas, M0 to M15
 HT-20 Beam Forming, Three Antennas, M0 to M23
 HT-20 Beam Forming, Four Antennas, M0 to M23

The following antennas are supported by this product series.

The data included in this report represent the worst case data for all antennas.

Frequency	Part Number	Antenna Type	Antenna Gain (dBi)
2.4 / 5 GHZ	AIR-ANT2524DB-R	Dual-resonant black dipole	2 / 4
	AIR-ANT2524DW-R	Dual-resonant white dipole	2 / 4
	AIR-ANT2524DG-R	Dual-resonant gray dipole	2 / 4
	AIR-ANT2524V4C-R	Dual-resonant ceiling mount omni (4-pack)	2 / 4
	AIR-ANT2535SDW-R	Dual-resonant "stubby" monopole	3 / 5
	Internal	Omni-Directional	4 / 4
	AIR-ANT2544V4M-R	Dual-resonant omni (4-pack)	4 / 4
	AIR-ANT2566P4W-R	Dual-resonant "directional" antenna (4-pack)	6 / 6

**Section 4: Sample Details**

Note: Each sample was evaluated to ensure that its condition was suitable to be used as a test sample prior to the commencement of testing. Please also refer to the "Justification for worst Case test Configuration" section of this report for further details on the selection of EUT samples.

4.1 Sample Details (Photographs of the test samples, where appropriate can be found in appendix H)

Sample No.	Equipment Details	Part Number	Manufacturer	Hardware Rev.	Firmware Rev.	Software Rev.	Serial Number
S01	AIR-CAP2702E-A-K9		Cisco Systems	NA	NA	NA	
S02	AIR-PWR-B	341-0306-01	Cisco Systems	NA	NA	NA	

4.2 System Details

System #	Description	Samples
1	EUT	S01, S02, S03

4.3 Mode of Operation Details

Mode#	Description	Comments
1	Continuous Transmitting	Continuous Transmitting

Appendix A: Emission Test Results

Testing Laboratory: Cisco Systems, Inc., 4125 Highlander Parkway, Richfield, OH, USA

Target Maximum Channel Power

The following table details the maximum supported Total Channel Power for all operating modes.

Operating Mode	Maximum Channel Power (dBm)		
	Frequency (MHz)		
	5745	5785	5825
Non HT/VHT20, 6 to 54 Mbps	22	22	21
Non HT/VHT20 Beam Forming, 6 to 54 Mbps	22	22	21
HT/VHT20, M0 to M23, M0.1 to M9.3	22	22	21
HT/VHT20 Beam Forming, M0 to M23, M0.1 to M9.3	22	22	21
HT/VHT20 STBC, M0 to M7, M0.1 to M9.1	22	22	21
	5755	5795	
Non HT/VHT40, 6 to 54 Mbps	19	23	
HT/VHT40, M0 to M23, M0.1 to M9.3	21	22	
HT/VHT40 Beam Forming, M0 to M23, M0.1 to M9.3	21	22	
HT/VHT40 STBC, M0 to M7, M0.1 to M9.1	21	22	
	5775		
Non HT/VHT80, 6 to 54 Mbps	18		
HT/VHT80, M0 to M23, M0.1 to M9.3	21		
HT/VHT80 Beam Forming, M0 to M23, M0.1 to M9.3	21		
HT/VHT80 STBC, M0 to M7, M0.1 to M9.1	21		



6dB Bandwidth

15.247: Systems using digital modulation techniques may operate in the 5745-5825 MHz band. The minimum 6 dB bandwidth shall be at least 500 kHz.

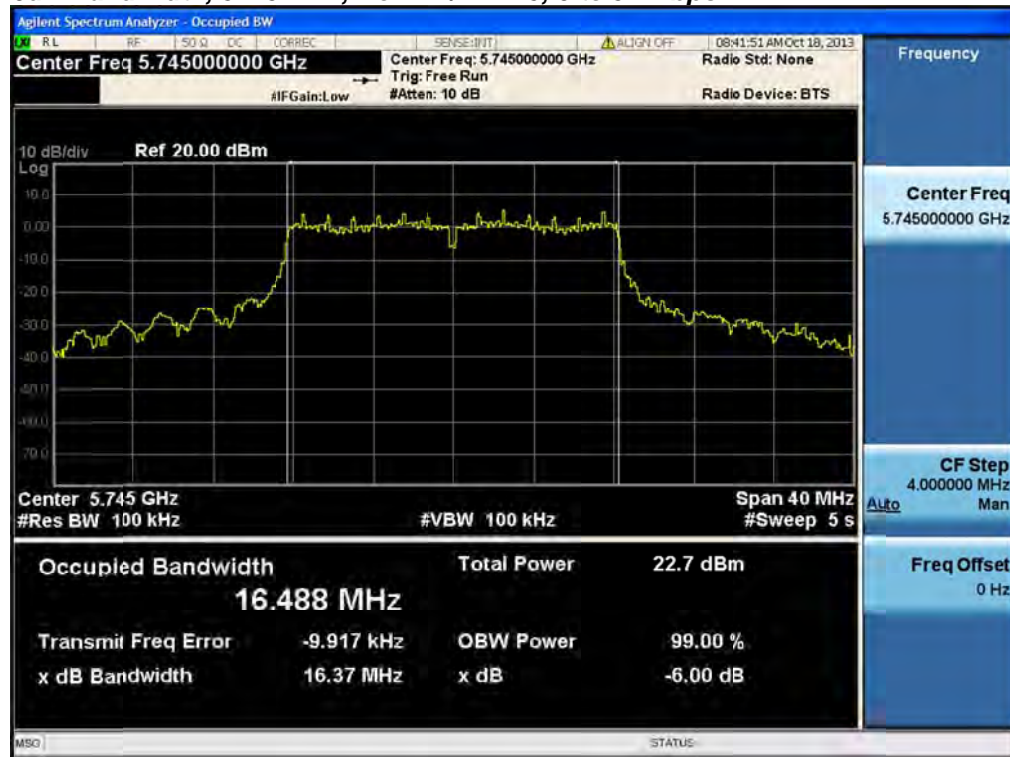
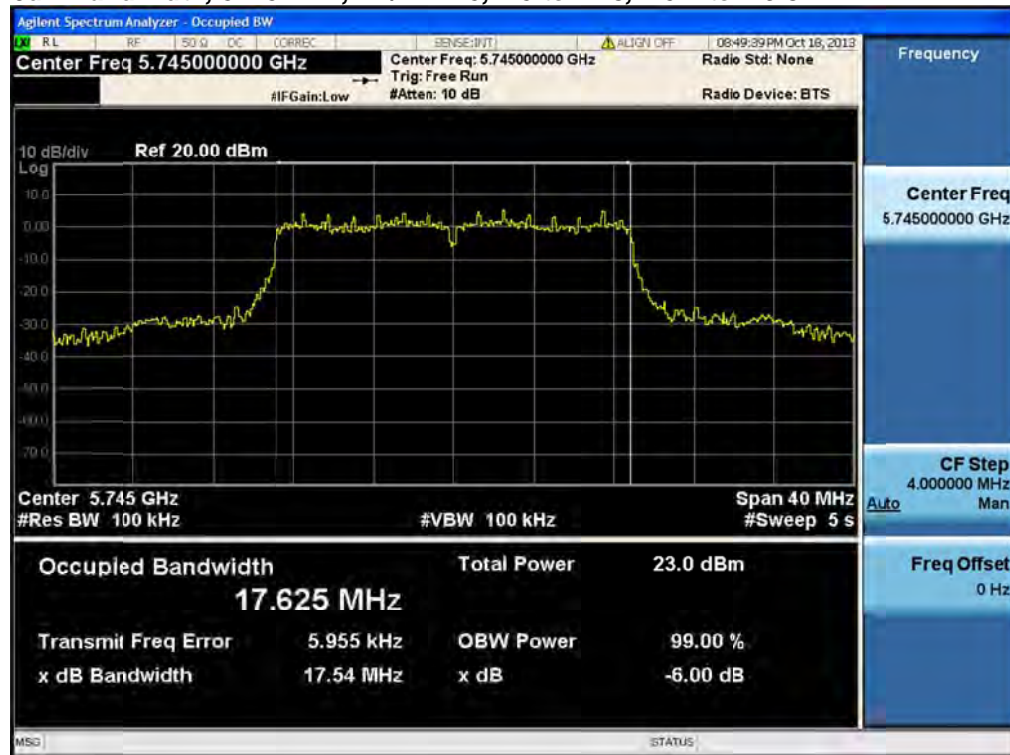
Connect the antenna port(s) to the spectrum analyzer input. Using the spectrum analyzer Channel Bandwidth mode, configure the spectrum analyzer as shown below (enter all losses between the transmitter output and the spectrum analyzer).

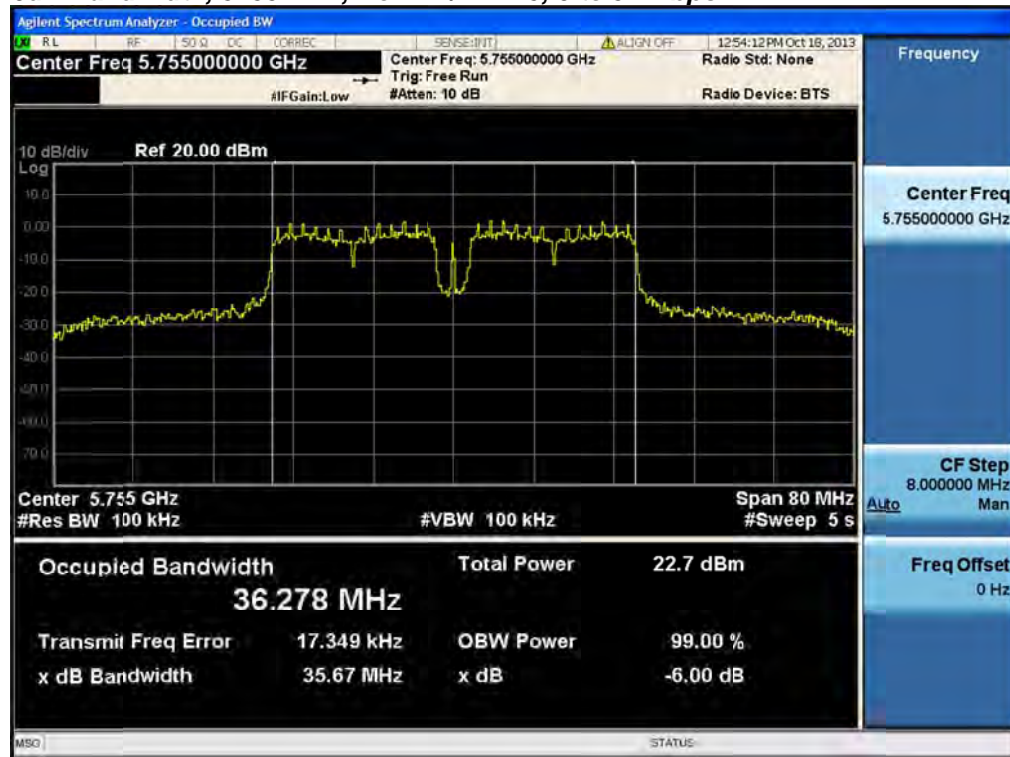
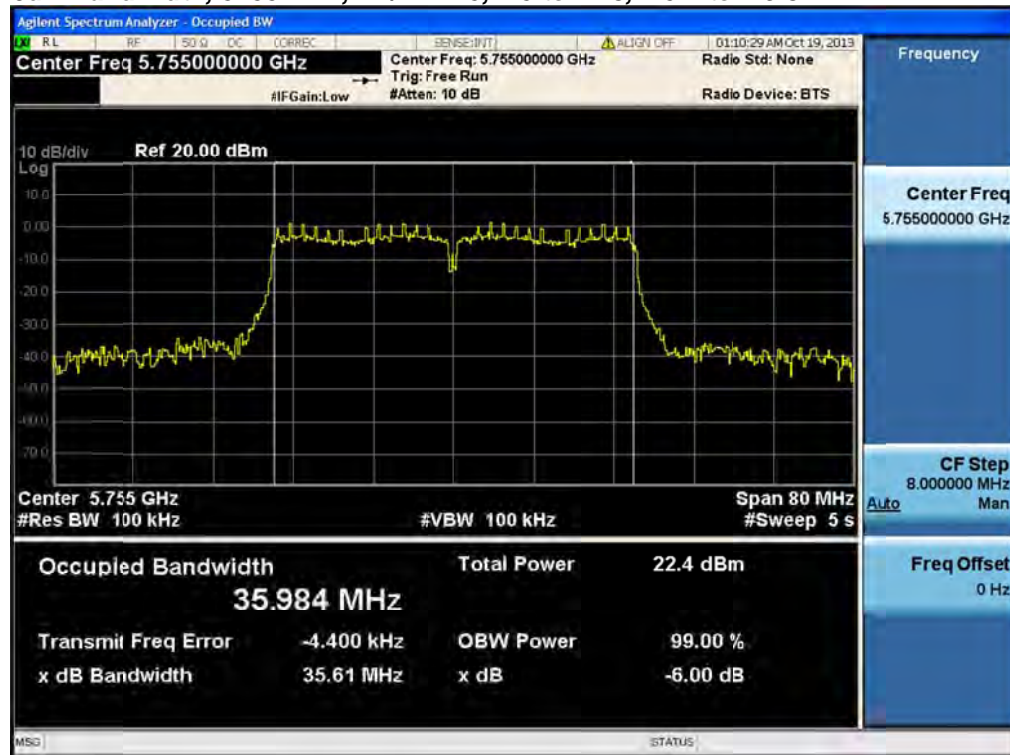
Center Frequency:	Frequency from table below
Span:	2 x Nominal Bandwidth (e.g. 40MHz for a 20MHz channel)
Reference Level:	20 dBm
Attenuation:	10 dB
Sweep Time:	5 s
Resolution Bandwidth:	100 kHz
Video Bandwidth:	100 kHz
X dB Bandwidth:	6 dB
Detector:	Peak
Trace:	Single

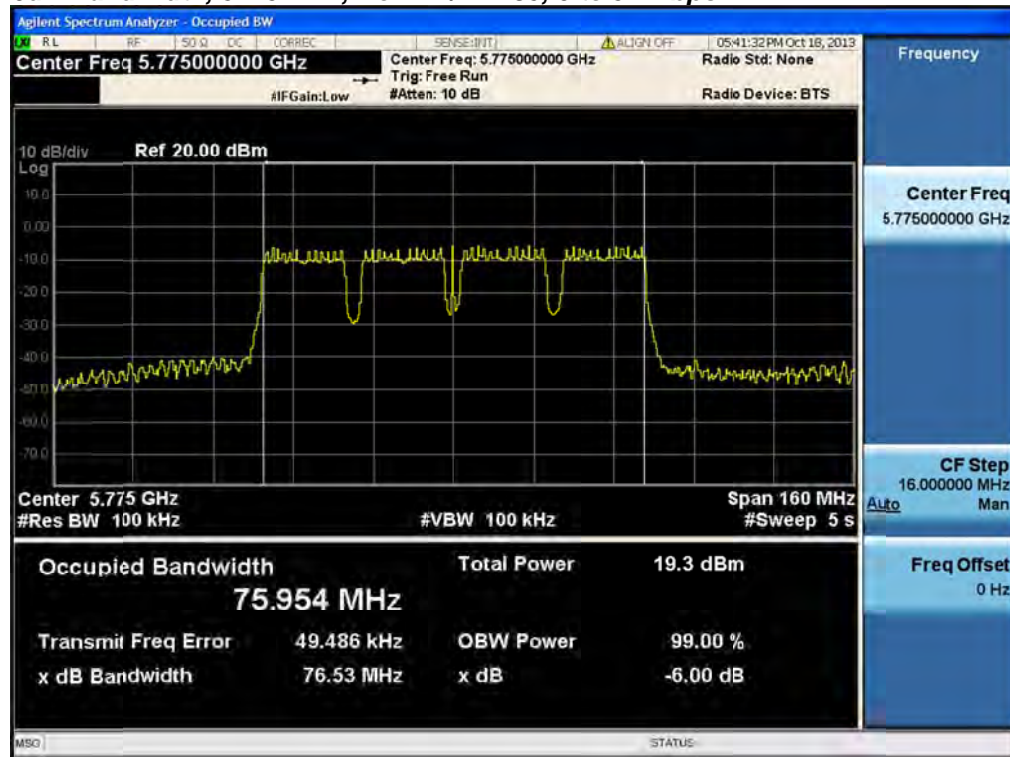
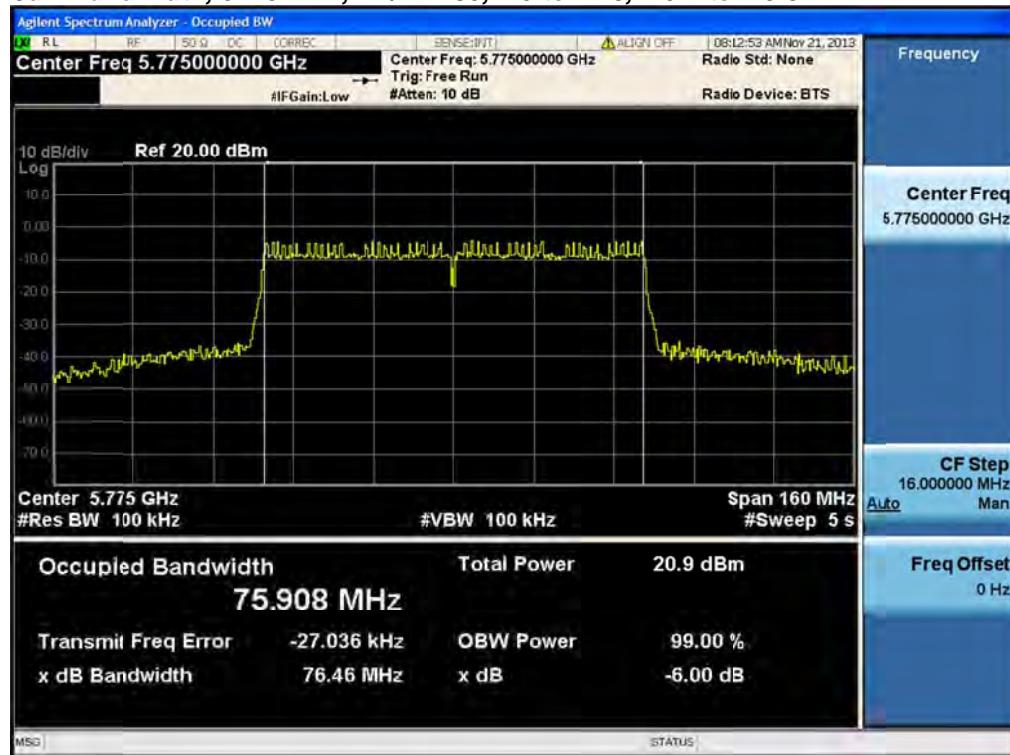
Place the radio in continuous transmit mode. View the transmitter waveform on the spectrum analyzer, and record the pertinent measurements:

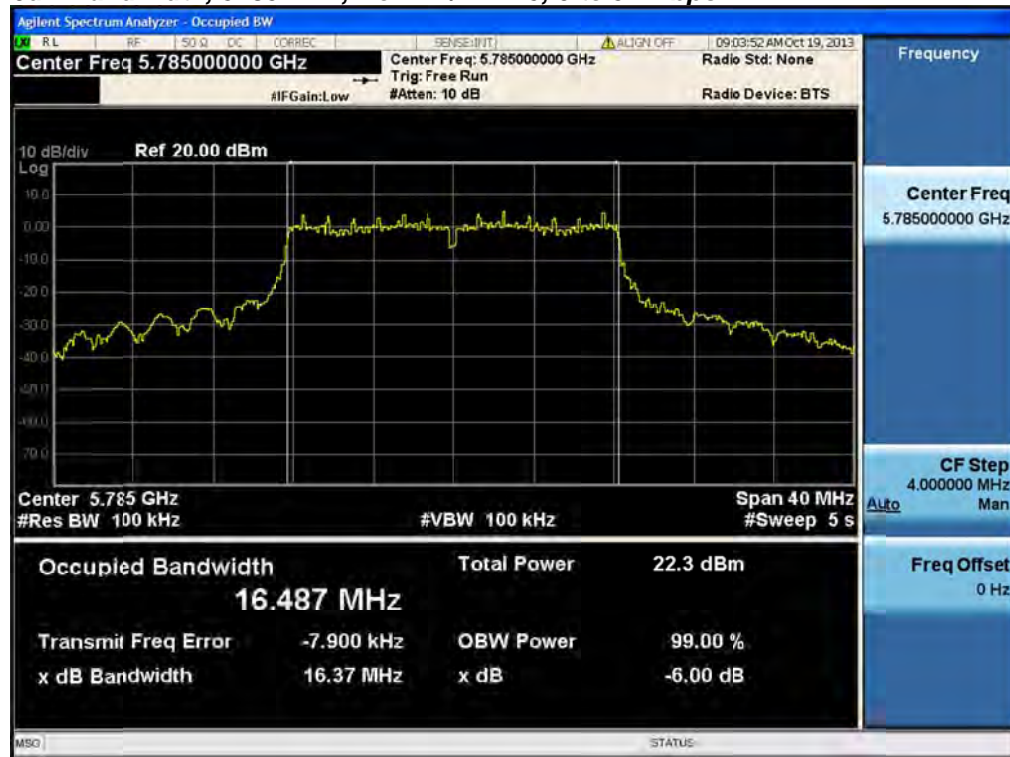
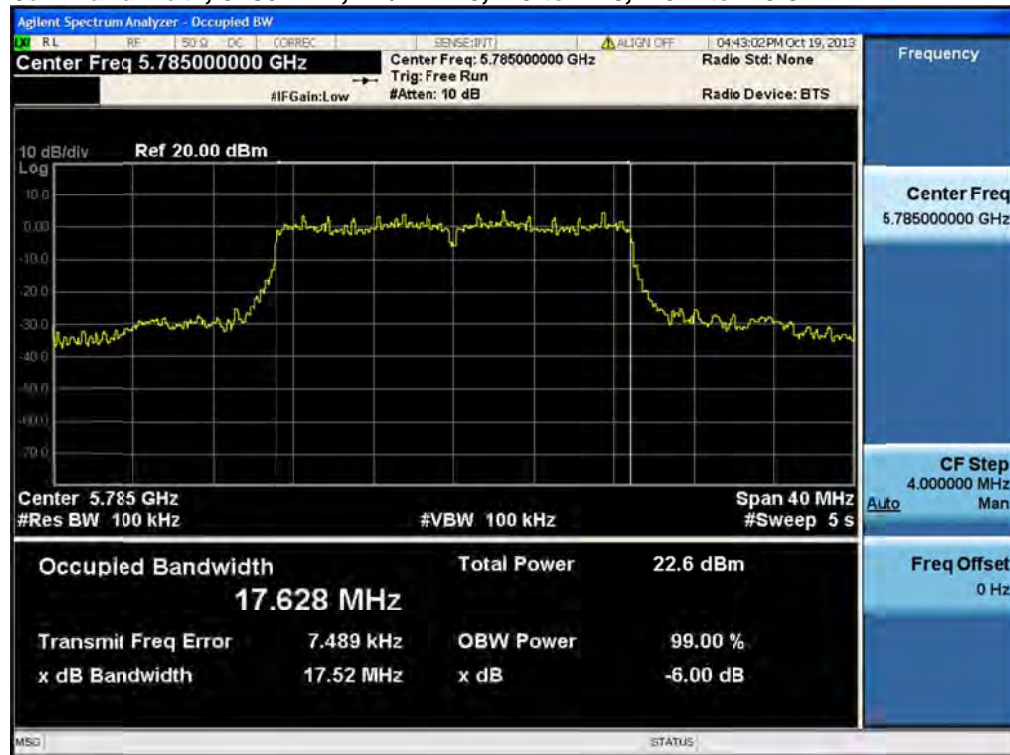


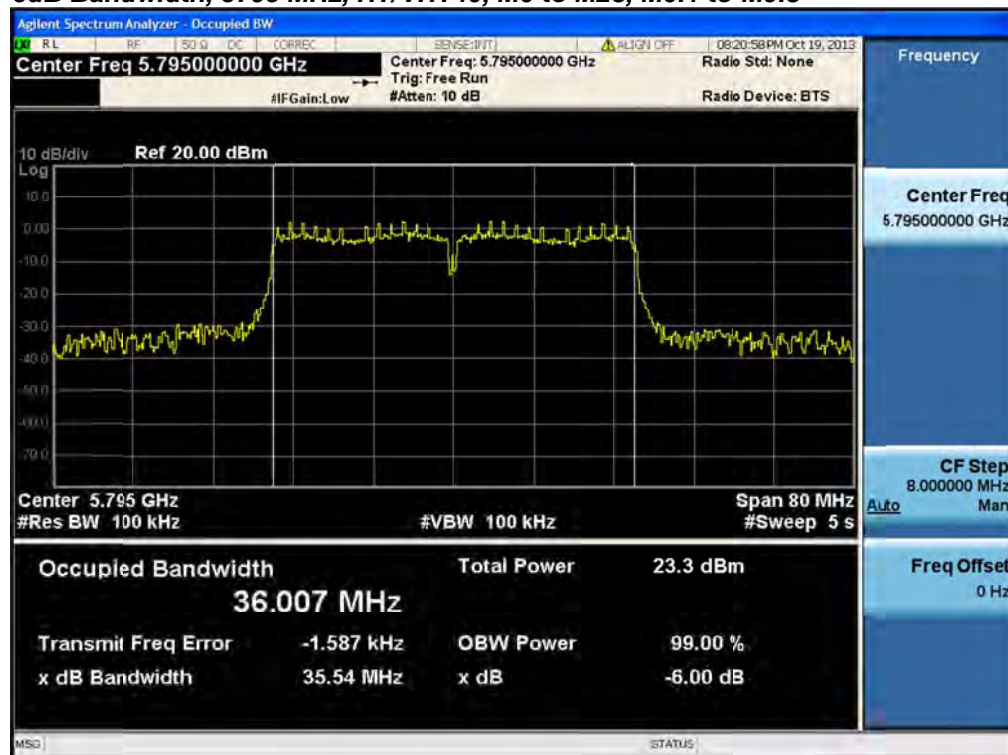
Frequency (MHz)	Mode	Data Rate (Mbps)	6dB BW (MHz)	Limit (kHz)	Margin (MHz)
5745	Non HT/VHT20, 6 to 54 Mbps	6	16.4	>500	15.9
	HT/VHT20, M0 to M23, M0.1 to M9.3	m0	17.5	>500	17.0
5755	Non HT/VHT40, 6 to 54 Mbps	6	35.7	>500	35.2
	HT/VHT40, M0 to M23, M0.1 to M9.3	m0	35.6	>500	35.1
5775	Non HT/VHT80, 6 to 54 Mbps	6	76.5	>500	76.0
	HT/VHT80, M0 to M23, M0.1 to M9.3	m0x1	76.5	>500	76.0
5785	Non HT/VHT20, 6 to 54 Mbps	6	16.4	>500	15.9
	HT/VHT20, M0 to M23, M0.1 to M9.3	m0	17.5	>500	17.0
5795	Non HT/VHT40, 6 to 54 Mbps	6	35.4	>500	34.9
	HT/VHT40, M0 to M23, M0.1 to M9.3	m0	35.5	>500	35.0
5825	Non HT/VHT20, 6 to 54 Mbps	6	16.4	>500	15.9
	HT/VHT20, M0 to M23, M0.1 to M9.3	m0	17.4	>500	16.9

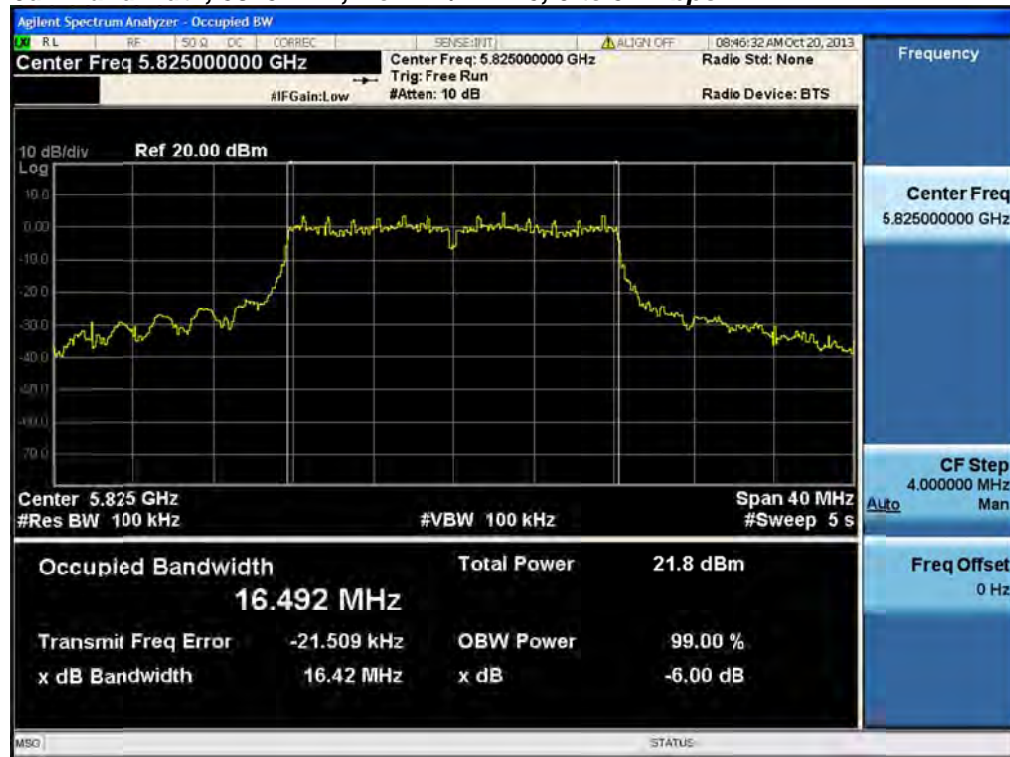
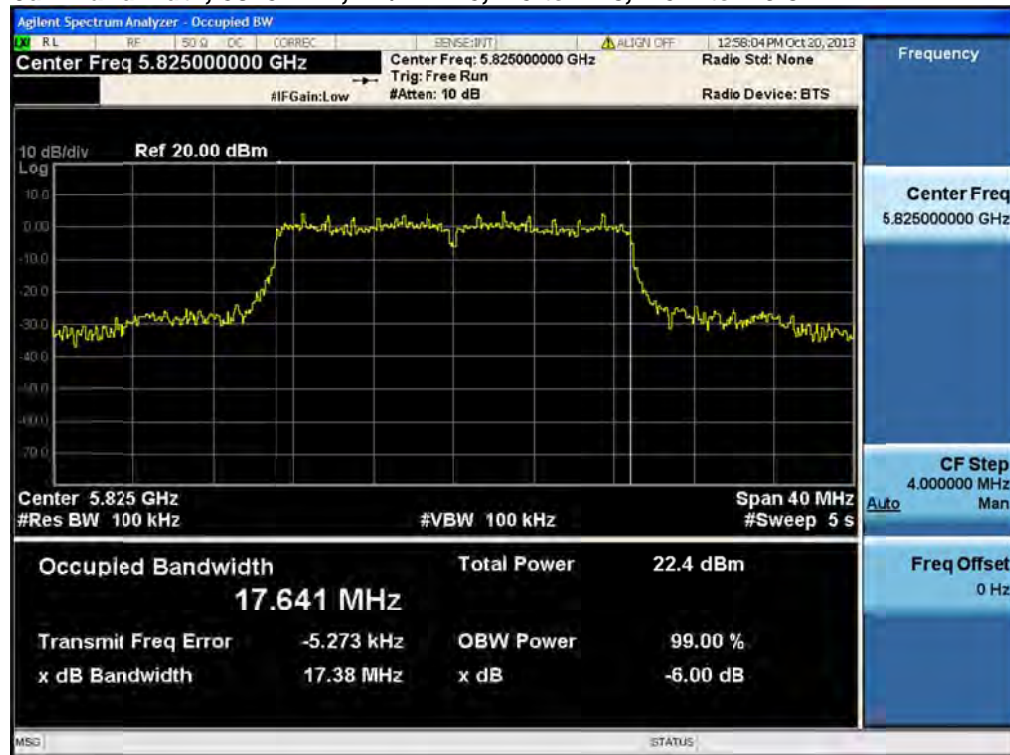
6dB Bandwidth, 5745 MHz, Non HT/VHT20, 6 to 54 Mbps**6dB Bandwidth, 5745 MHz, HT/VHT20, M0 to M23, M0.1 to M9.3**

6dB Bandwidth, 5755 MHz, Non HT/VHT40, 6 to 54 Mbps**6dB Bandwidth, 5755 MHz, HT/VHT40, M0 to M23, M0.1 to M9.3**

6dB Bandwidth, 5775 MHz, Non HT/VHT80, 6 to 54 Mbps**6dB Bandwidth, 5775 MHz, HT/VHT80, M0 to M23, M0.1 to M9.3**

6dB Bandwidth, 5785 MHz, Non HT/VHT20, 6 to 54 Mbps**6dB Bandwidth, 5785 MHz, HT/VHT20, M0 to M23, M0.1 to M9.3**

6dB Bandwidth, 5795 MHz, Non HT/VHT40, 6 to 54 Mbps**6dB Bandwidth, 5795 MHz, HT/VHT40, M0 to M23, M0.1 to M9.3**

6dB Bandwidth, 5825 MHz, Non HT/VHT20, 6 to 54 Mbps**6dB Bandwidth, 5825 MHz, HT/VHT20, M0 to M23, M0.1 to M9.3**



99% and 26dB Bandwidth

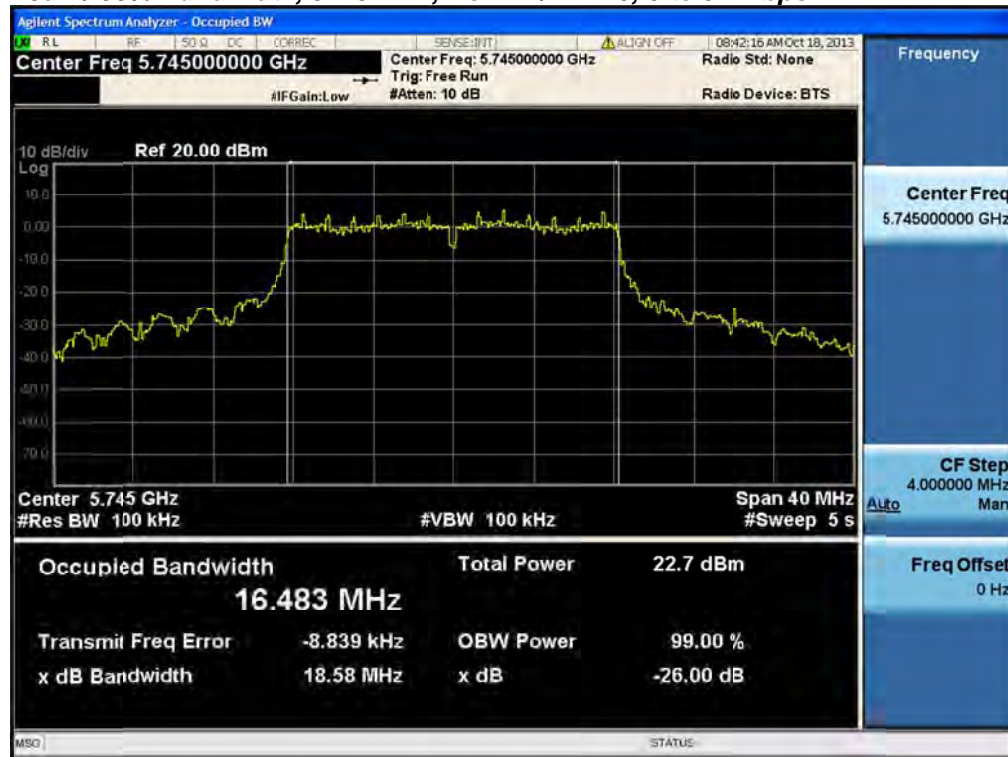
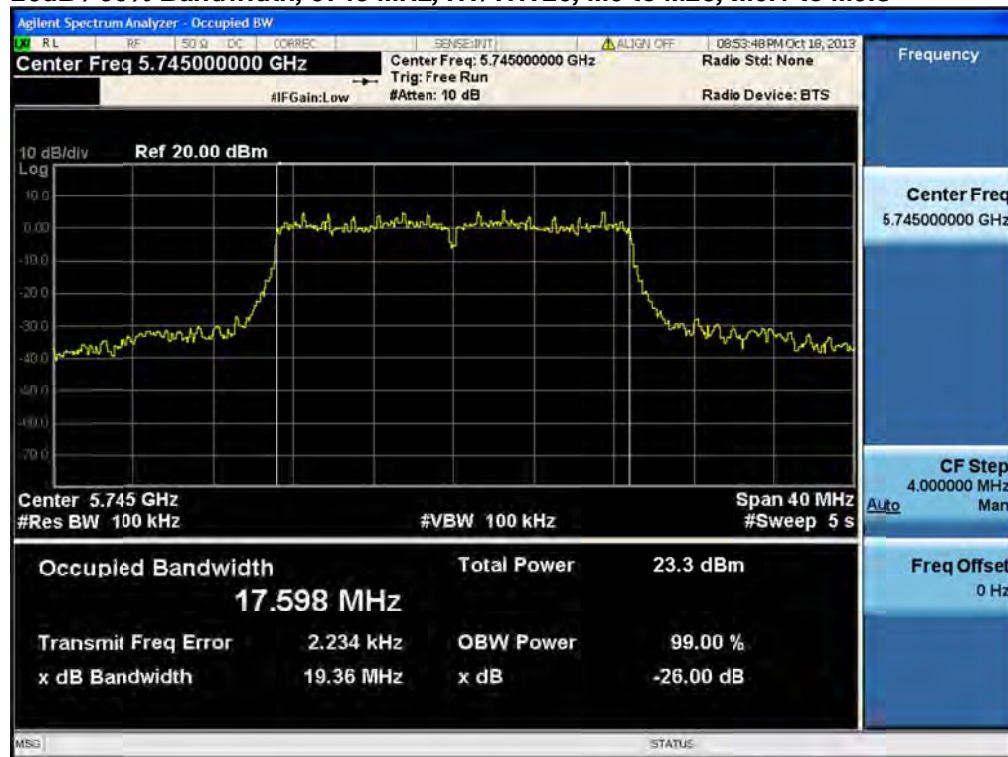
Connect the antenna port(s) to the spectrum analyzer input. Using the spectrum analyzer Channel Bandwidth mode, configure the spectrum analyzer as shown below (enter all losses between the transmitter output and the spectrum analyzer).

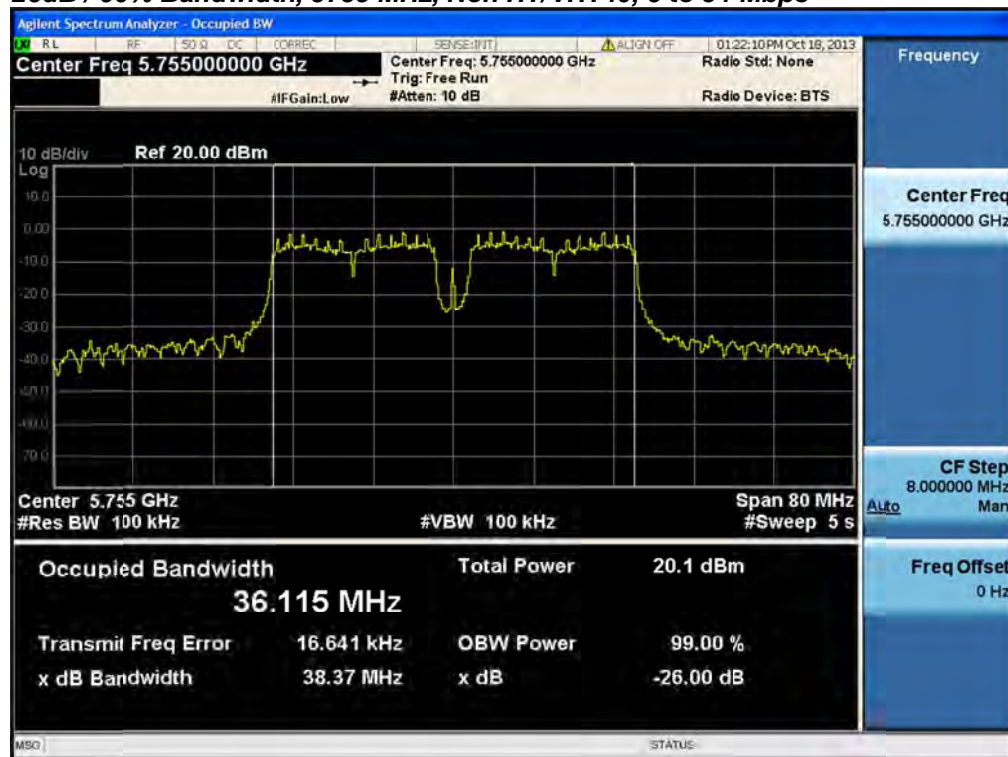
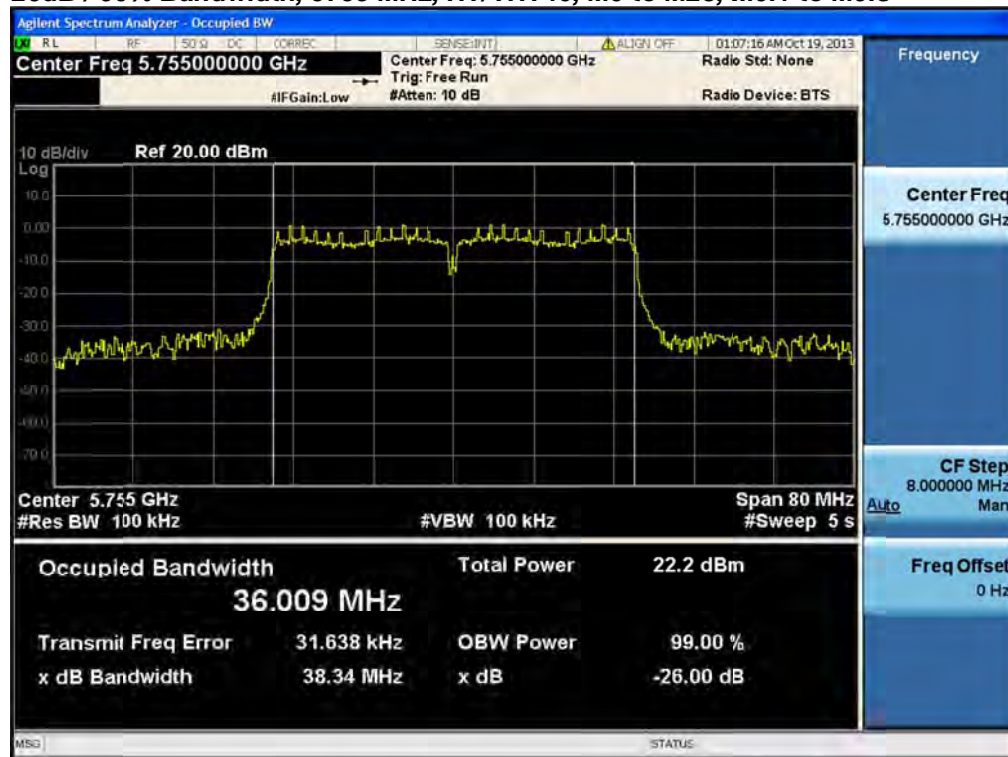
Center Frequency:	Frequency from table below
Span:	2 x Nominal Bandwidth (e.g. 40MHz for a 20MHz channel)
Reference Level:	20 dBm
Attenuation:	10 dB
Sweep Time:	5 s
Resolution Bandwidth:	1%-3% of 26 dB Bandwidth
Video Bandwidth:	≥Resolution Bandwidth
X dB Bandwidth:	26 dB
Detector:	Peak
Trace:	Single

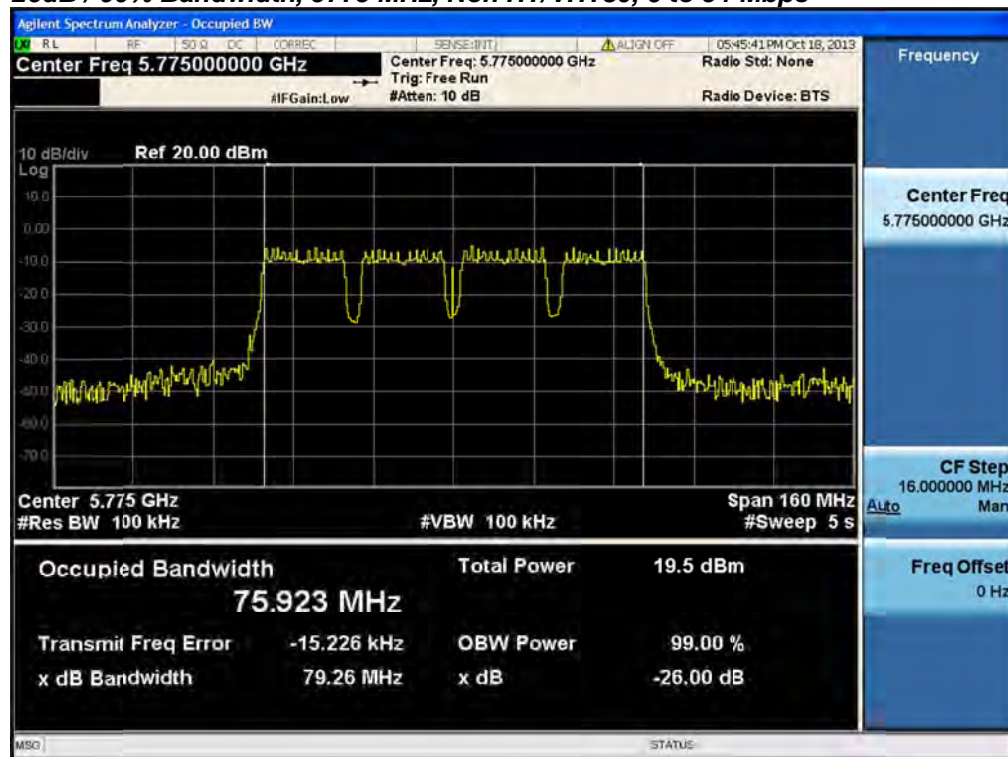
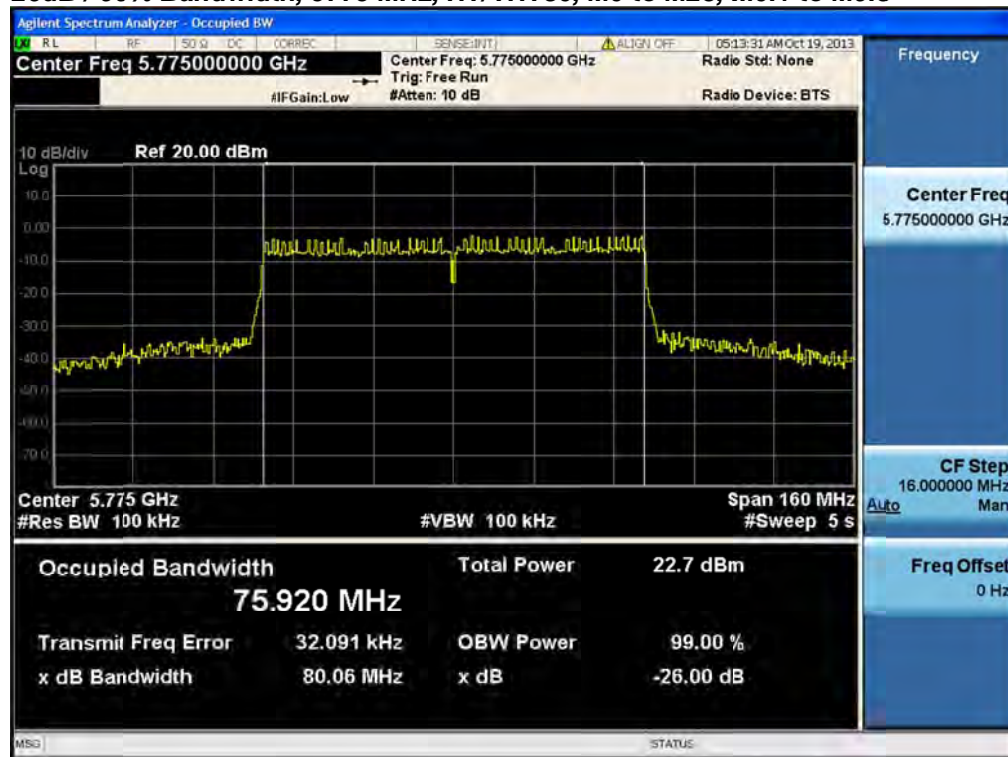
Place the radio in continuous transmit mode. View the transmitter waveform on the spectrum analyzer, and record the pertinent measurements:

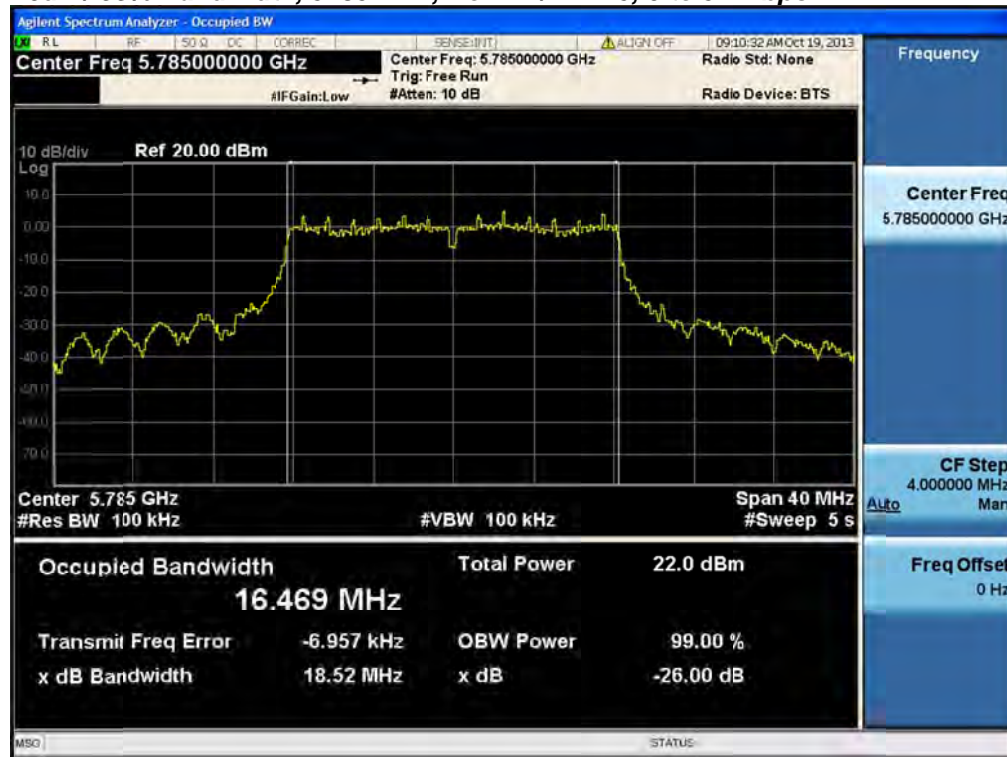
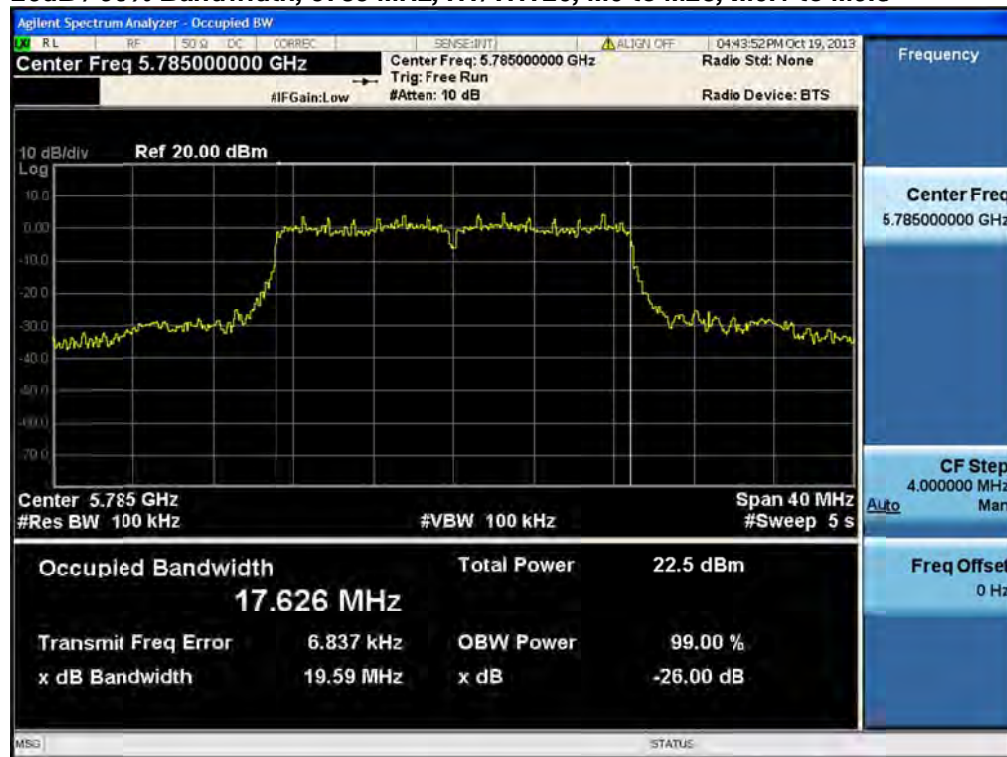


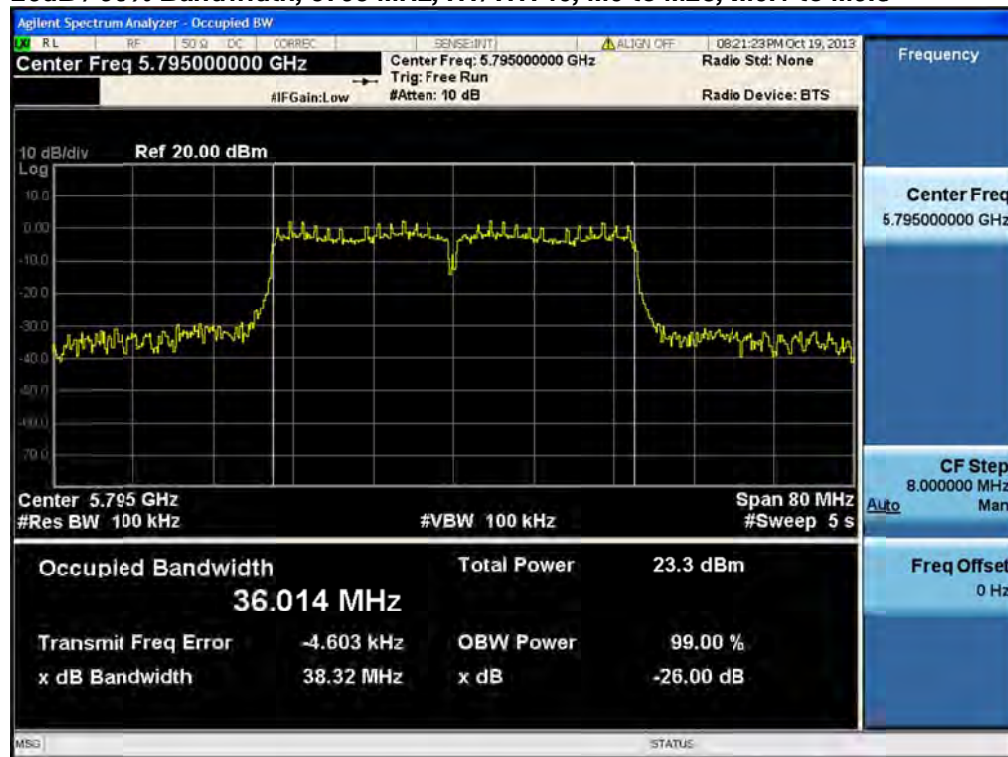
Frequency (MHz)	Mode	Data Rate (Mbps)	26dB BW (MHz)	99% BW (MHz)
5745	Non HT/VHT20, 6 to 54 Mbps	6	18.6	16.5
	HT/VHT20, M0 to M23, M0.1 to M9.3	m0	19.4	17.6
5755	Non HT/VHT40, 6 to 54 Mbps	6	38.4	36.1
	HT/VHT40, M0 to M23, M0.1 to M9.3	m0	38.3	36
5775	Non HT/VHT80, 6 to 54 Mbps	6	79.3	75.9
	HT/VHT80, M0 to M23, M0.1 to M9.3	m0x1	80.1	75.9
5785	Non HT/VHT20, 6 to 54 Mbps	6	18.5	16.5
	HT/VHT20, M0 to M23, M0.1 to M9.3	m0	19.4	17.6
5795	Non HT/VHT40, 6 to 54 Mbps	6	42	36.3
	HT/VHT40, M0 to M23, M0.1 to M9.3	m0	38.3	36
5825	Non HT/VHT20, 6 to 54 Mbps	6	18.5	16.5
	HT/VHT20, M0 to M23, M0.1 to M9.3	m0	19.4	17.6

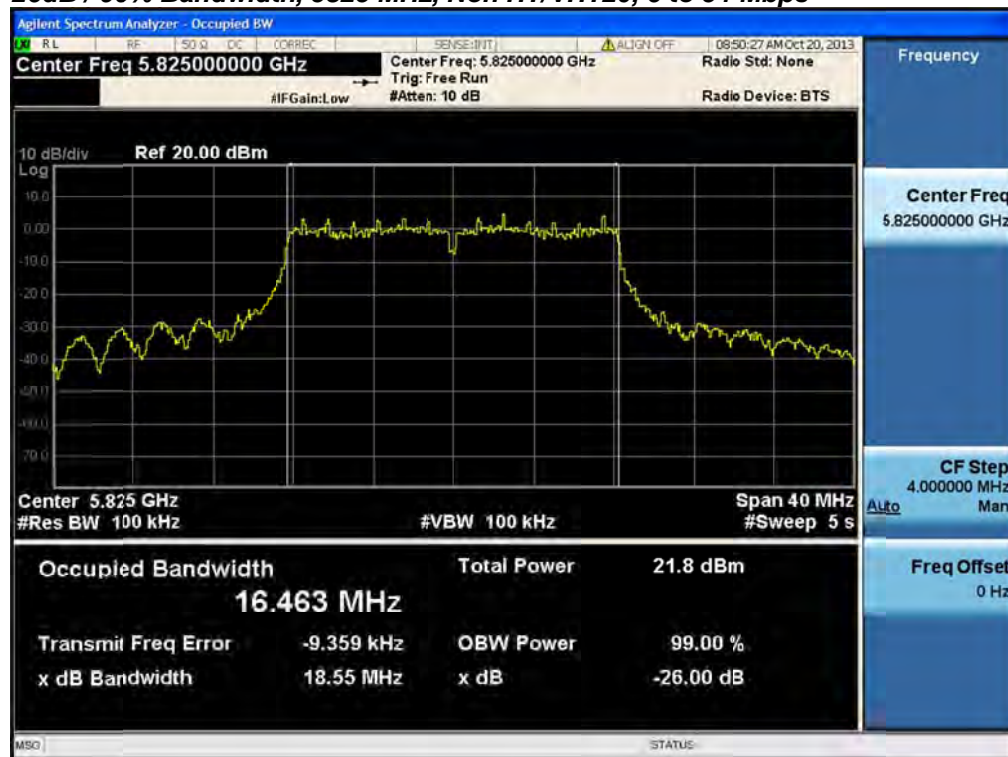
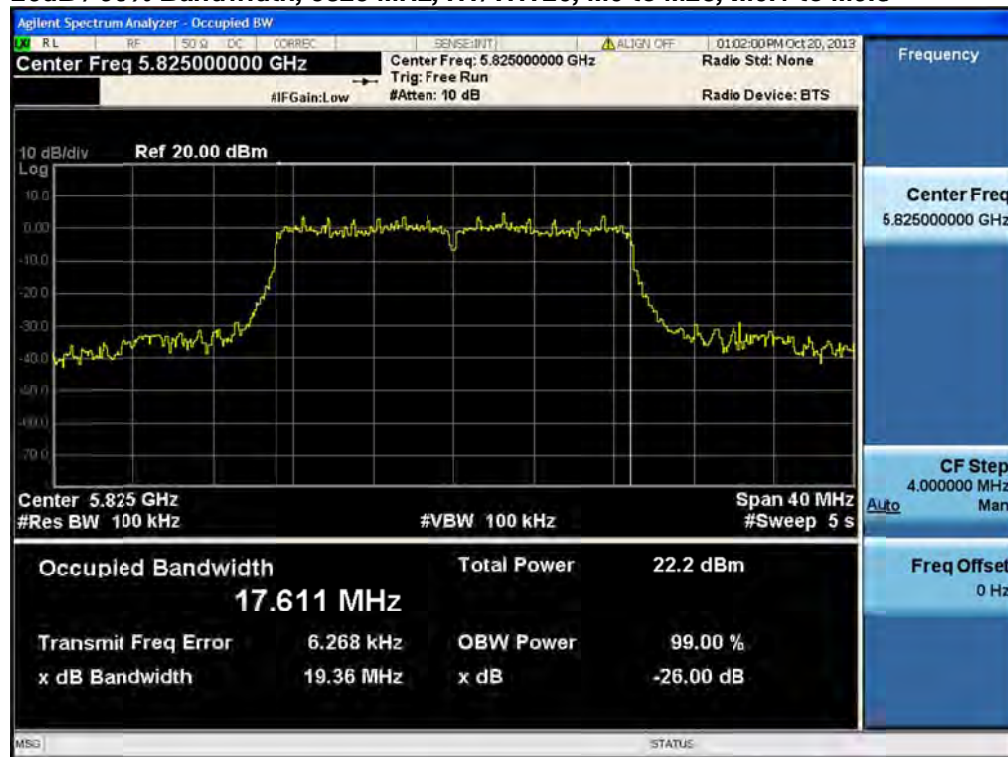
26dB / 99% Bandwidth, 5745 MHz, Non HT/VHT20, 6 to 54 Mbps**26dB / 99% Bandwidth, 5745 MHz, HT/VHT20, M0 to M23, M0.1 to M9.3**

26dB / 99% Bandwidth, 5755 MHz, Non HT/VHT40, 6 to 54 Mbps**26dB / 99% Bandwidth, 5755 MHz, HT/VHT40, M0 to M23, M0.1 to M9.3**

26dB / 99% Bandwidth, 5775 MHz, Non HT/VHT80, 6 to 54 Mbps**26dB / 99% Bandwidth, 5775 MHz, HT/VHT80, M0 to M23, M0.1 to M9.3**

26dB / 99% Bandwidth, 5785 MHz, Non HT/VHT20, 6 to 54 Mbps**26dB / 99% Bandwidth, 5785 MHz, HT/VHT20, M0 to M23, M0.1 to M9.3**

26dB / 99% Bandwidth, 5795 MHz, Non HT/VHT40, 6 to 54 Mbps**26dB / 99% Bandwidth, 5795 MHz, HT/VHT40, M0 to M23, M0.1 to M9.3**

26dB / 99% Bandwidth, 5825 MHz, Non HT/VHT20, 6 to 54 Mbps**26dB / 99% Bandwidth, 5825 MHz, HT/VHT20, M0 to M23, M0.1 to M9.3**



Peak Output Power

15.247: The maximum conducted output power of the intentional radiator for systems using digital modulation in the 5745-5825 MHz band shall not exceed 1 Watt (30dBm). If transmitting antennas of directional gain greater than 6 dBi are used, the maximum conducted output power shall be reduced by the amount in dB that the directional gain of the antenna exceeds 6 dBi.

The maximum supported antenna gain is 6dBi. The peak correlated gain for each mode is listed in the table below. See the Theory of Operation for details on the correlated gain for each mode.

Connect the antenna port(s) to the spectrum analyzer input. Place the radio in continuous transmit mode. Configure the spectrum analyzer as shown below.

Enable "Channel Power" function of analyzer	
Center Frequency:	Frequency from table below
Span:	20 MHz (must be greater than 26dB bandwidth, adjust as necessary)
Ref Level Offset:	Correct for attenuator and cable loss.
Reference Level:	20 dBm
Attenuation:	20 dB
Sweep Time:	100ms, Single sweep
Resolution Bandwidth:	1 MHz
Video Bandwidth:	3 MHz
Detector:	Sample
Trace:	Trace Average 100 traces in Power Averaging Mode
Integration BW:	=26 dB BW from 26 dB Bandwidth Data

After averaging 100 traces of the transmitter waveform on the spectrum analyzer, record the spectrum analyzer Channel Power.

The "measure-and-sum technique" is used for measuring in-band transmit power of a device. In the measure-and-sum approach, the conducted emission level is measured at each antenna port. The measured results at the various antenna ports are then summed mathematically to determine the total emission level from the device. Summing is performed in linear power units.



Frequency (MHz)	Mode	Tx Paths	Correlated Antenna Gain (dBi)	Tx 1 Max Power (dBm)	Tx 2 Max Power (dBm)	Tx 3 Max Power (dBm)	Tx 4 Max Power (dBm)	Total Tx Channel Power (dBm)	Limit (dBm)	Margin (dB)
5745	Non HT/VHT20, 6 to 54 Mbps	1	6	16.0				16.0	30	14.0
	Non HT/VHT20, 6 to 54 Mbps	2	6	16.0	16.3			19.2	30	10.8
	Non HT/VHT20, 6 to 54 Mbps	3	6	16.0	16.3	16.0		20.9	30	9.1
	Non HT/VHT20, 6 to 54 Mbps	4	6	16.0	16.3	16.0	15.3	21.9	30	8.1
	Non HT/VHT20 Beam Forming, 6 to 54 Mbps	2	9	16.0	16.3			19.2	27	7.8
	Non HT/VHT20 Beam Forming, 6 to 54 Mbps	3	11	16.0	16.3	16.0		20.9	25.2	4.3
	Non HT/VHT20 Beam Forming, 6 to 54 Mbps	4	12	16.0	16.3	16.0	15.3	21.9	24	2.1
	HT/VHT20, M0 to M7, M0.1 to M9.1	1	6	16.2				16.2	30	13.8
	HT/VHT20, M0 to M7, M0.1 to M9.1	2	6	16.2	16.5			19.4	30	10.6
	HT/VHT20, M8 to M15, M0.2 to M9.2	2	6	16.2	16.5			19.4	30	10.6
	HT/VHT20, M0 to M7, M0.1 to M9.1	3	6	16.2	16.5	16.1		21.0	30	9.0
	HT/VHT20, M8 to M15, M0.2 to M9.2	3	6	16.2	16.5	16.1		21.0	30	9.0
	HT/VHT20, M16 to M23, M0.3 to M9.3	3	6	16.2	16.5	16.1		21.0	30	9.0
	HT/VHT20, M0 to M7, M0.1 to M9.1	4	6	16.2	16.5	16.1	15.5	22.1	30	7.9
	HT/VHT20, M8 to M15, M0.2 to M9.2	4	6	16.2	16.5	16.1	15.5	22.1	30	7.9
	HT/VHT20, M16 to M23, M0.3 to M9.3	4	6	16.2	16.5	16.1	15.5	22.1	30	7.9
	HT/VHT20 Beam Forming, M0 to M7, M0.1 to M9.1	2	9	16.2	16.5			19.4	27	7.6
	HT/VHT20 Beam Forming, M8 to M15, M0.2 to M9.2	2	6	16.2	16.5			19.4	30	10.6
	HT/VHT20 Beam Forming, M0 to M7, M0.1 to M9.1	3	11	16.2	16.5	16.1		21.0	25.2	4.2
	HT/VHT20 Beam Forming, M8 to M15, M0.2 to M9.2	3	8	16.2	16.5	16.1		21.0	28.2	7.2
	HT/VHT20 Beam Forming, M16 to M23, M0.3 to M9.3	3	6	16.2	16.5	16.1		21.0	30	9.0
	HT/VHT20 Beam Forming, M0 to M7, M0.1 to M9.1	4	12	16.2	16.5	16.1	15.5	22.1	24	1.9
	HT/VHT20 Beam Forming, M8 to M15, M0.2 to M9.2	4	9	16.2	16.5	16.1	15.5	22.1	27	4.9
	HT/VHT20 Beam Forming, M16 to M23, M0.3 to M9.3	4	7	16.2	16.5	16.1	15.5	22.1	28.8	6.7
	HT/VHT20 STBC, M0 to M7, M0.1 to M9.1	2	6	16.2	16.5			19.4	30	10.6
	HT/VHT20 STBC, M0 to M7, M0.1 to M9.1	3	6	16.2	16.5	16.1		21.0	30	9.0
	HT/VHT20 STBC, M0 to M7, M0.1 to M9.1	4	6	16.2	16.5	16.1	15.5	22.1	30	7.9
5755	Non HT/VHT40, 6 to 54 Mbps	1	6	15.5				15.5	30	14.5
	Non HT/VHT40, 6 to 54 Mbps	2	6	13.2	13.4			16.3	30	13.7
	Non HT/VHT40, 6 to 54 Mbps	3	6	13.2	13.4	13.0		18.0	30	12.0
	Non HT/VHT40, 6 to 54 Mbps	4	6	13.2	13.4	13.0	12.7	19.1	30	10.9
	HT/VHT40, M0 to M7, M0.1 to M9.1	1	6	15.0				15.0	30	15.0
	HT/VHT40, M0 to M7, M0.1 to M9.1	2	6	15.0	15.2			18.1	30	11.9



	HT/VHT40, M8 to M15, M0.2 to M9.2	2	6	15.0	15.2			18.1	30	11.9
	HT/VHT40, M0 to M7, M0.1 to M9.1	3	6	15.0	15.2	15.0		19.8	30	10.2
	HT/VHT40, M8 to M15, M0.2 to M9.2	3	6	15.0	15.2	15.0		19.8	30	10.2
	HT/VHT40, M16 to M23, M0.3 to M9.3	3	6	15.0	15.2	15.0		19.8	30	10.2
	HT/VHT40, M0 to M7, M0.1 to M9.1	4	6	15.0	15.2	15.0	14.6	21.0	30	9.0
	HT/VHT40, M8 to M15, M0.2 to M9.2	4	6	15.0	15.2	15.0	14.6	21.0	30	9.0
	HT/VHT40, M16 to M23, M0.3 to M9.3	4	6	15.0	15.2	15.0	14.6	21.0	30	9.0
	HT/VHT40 Beam Forming, M0 to M7, M0.1 to M9.1	2	9	15.0	15.2			18.1	27	8.9
	HT/VHT40 Beam Forming, M8 to M15, M0.2 to M9.2	2	6	15.0	15.2			18.1	30	11.9
	HT/VHT40 Beam Forming, M0 to M7, M0.1 to M9.1	3	11	15.0	15.2	15.0		19.8	25.2	5.4
	HT/VHT40 Beam Forming, M8 to M15, M0.2 to M9.2	3	8	15.0	15.2	15.0		19.8	28.2	8.4
	HT/VHT40 Beam Forming, M16 to M23, M0.3 to M9.3	3	6	15.0	15.2	15.0		19.8	30	10.2
	HT/VHT40 Beam Forming, M0 to M7, M0.1 to M9.1	4	12	15.0	15.2	15.0	14.6	21.0	24	3.0
	HT/VHT40 Beam Forming, M8 to M15, M0.2 to M9.2	4	9	15.0	15.2	15.0	14.6	21.0	27	6.0
	HT/VHT40 Beam Forming, M16 to M23, M0.3 to M9.3	4	7	15.0	15.2	15.0	14.6	21.0	28.8	7.8
	HT/VHT40 STBC, M0 to M7, M0.1 to M9.1	2	6	15.0	15.2			18.1	30	11.9
	HT/VHT40 STBC, M0 to M7, M0.1 to M9.1	3	6	15.0	15.2	15.0		19.8	30	10.2
	HT/VHT40 STBC, M0 to M7, M0.1 to M9.1	4	6	15.0	15.2	15.0	14.6	21.0	30	9.0
5775	Non HT/VHT80, 6 to 54 Mbps	1	6	11.8				11.8	30	18.2
	Non HT/VHT80, 6 to 54 Mbps	2	6	11.8	12.1			15.0	30	15.0
	Non HT/VHT80, 6 to 54 Mbps	3	6	11.8	12.1	11.8		16.7	30	13.3
	Non HT/VHT80, 6 to 54 Mbps	4	6	11.8	12.1	11.8	11.6	17.8	30	12.2
	HT/VHT80, M0 to M7, M0.1 to M9.1	1	6	15.0				15.0	30	15.0
	HT/VHT80, M0 to M7, M0.1 to M9.1	2	6	15.0	14.9			18.0	30	12.0
	HT/VHT80, M8 to M15, M0.2 to M9.2	2	6	15.0	14.9			18.0	30	12.0
	HT/VHT80, M0 to M7, M0.1 to M9.1	3	6	15.0	14.9	14.8		19.7	30	10.3
	HT/VHT80, M8 to M15, M0.2 to M9.2	3	6	15.0	14.9	14.8		19.7	30	10.3
	HT/VHT80, M16 to M23, M0.3 to M9.3	3	6	15.0	14.9	14.8		19.7	30	10.3
	HT/VHT80, M0 to M7, M0.1 to M9.1	4	6	15.0	14.9	14.8	14.2	20.8	30	9.2
	HT/VHT80, M8 to M15, M0.2 to M9.2	4	6	15.0	14.9	14.8	14.2	20.8	30	9.2
	HT/VHT80, M16 to M23, M0.3 to M9.3	4	6	15.0	14.9	14.8	14.2	20.8	30	9.2
	HT/VHT80 Beam Forming, M0 to M7, M0.1 to M9.1	2	9	15.0	14.9			18.0	27	9.0
	HT/VHT80 Beam Forming, M8 to M15, M0.2 to M9.2	2	6	15.0	14.9			18.0	30	12.0
	HT/VHT80 Beam Forming, M0 to M7, M0.1 to M9.1	3	11	15.0	14.9	14.8		19.7	25.2	5.5
	HT/VHT80 Beam Forming, M8 to M15, M0.2 to M9.2	3	8	15.0	14.9	14.8		19.7	28.2	8.5
	HT/VHT80 Beam Forming, M16 to M23, M0.3 to M9.3	3	6	15.0	14.9	14.8		19.7	30	10.3
	HT/VHT80 Beam Forming, M0 to M7, M0.1 to M9.1	4	12	15.0	14.9	14.8	14.2	20.8	24	3.2
	HT/VHT80 Beam Forming, M8 to M15, M0.2 to M9.2	4	9	15.0	14.9	14.8	14.2	20.8	27	6.2
	HT/VHT80 Beam Forming, M16 to M23, M0.3 to M9.3	4	7	15.0	14.9	14.8	14.2	20.8	28.8	8.0
	HT/VHT80 STBC, M0 to M7, M0.1 to M9.1	2	6	15.0	14.9			18.0	30	12.0



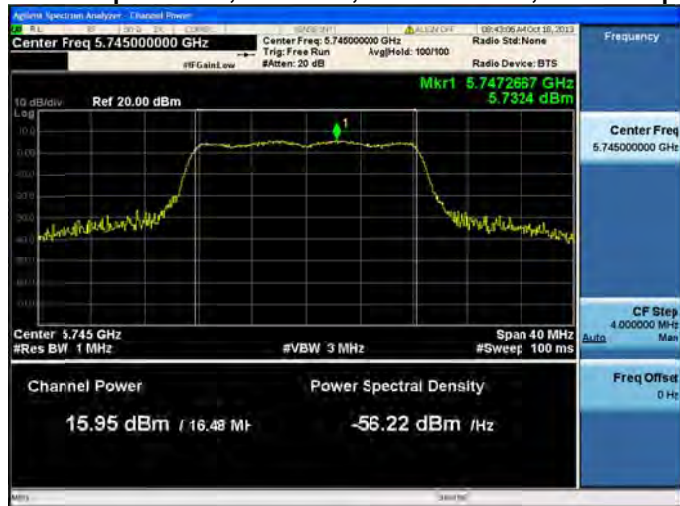
	HT/VHT80 STBC, M0 to M7, M0.1 to M9.1	3	6	15.0	14.9	14.8		19.7	30	10.3
	HT/VHT80 STBC, M0 to M7, M0.1 to M9.1	4	6	15.0	14.9	14.8	14.2	20.8	30	9.2
5785	Non HT/VHT20, 6 to 54 Mbps	1	6	15.6				15.6	30	14.4
	Non HT/VHT20, 6 to 54 Mbps	2	6	15.6	15.8			18.7	30	11.3
	Non HT/VHT20, 6 to 54 Mbps	3	6	15.6	15.8	15.4		20.4	30	9.6
	Non HT/VHT20, 6 to 54 Mbps	4	6	15.6	15.8	15.4	15.1	21.5	30	8.5
	Non HT/VHT20 Beam Forming, 6 to 54 Mbps	2	9	15.6	15.8			18.7	27	8.3
	Non HT/VHT20 Beam Forming, 6 to 54 Mbps	3	11	15.6	15.8	15.4		20.4	25.2	4.8
	Non HT/VHT20 Beam Forming, 6 to 54 Mbps	4	12	15.6	15.8	15.4	15.1	21.5	24	2.5
	HT/VHT20, M0 to M7, M0.1 to M9.1	1	6	15.8				15.8	30	14.2
	HT/VHT20, M0 to M7, M0.1 to M9.1	2	6	15.8	16.0			18.9	30	11.1
	HT/VHT20, M8 to M15, M0.2 to M9.2	2	6	15.8	16.0			18.9	30	11.1
	HT/VHT20, M0 to M7, M0.1 to M9.1	3	6	15.8	16.0	15.7		20.6	30	9.4
	HT/VHT20, M8 to M15, M0.2 to M9.2	3	6	15.8	16.0	15.7		20.6	30	9.4
	HT/VHT20, M16 to M23, M0.3 to M9.3	3	6	15.8	16.0	15.7		20.6	30	9.4
	HT/VHT20, M0 to M7, M0.1 to M9.1	4	6	15.8	16.0	15.7	15.3	21.7	30	8.3
	HT/VHT20, M8 to M15, M0.2 to M9.2	4	6	15.8	16.0	15.7	15.3	21.7	30	8.3
	HT/VHT20, M16 to M23, M0.3 to M9.3	4	6	15.8	16.0	15.7	15.3	21.7	30	8.3
	HT/VHT20 Beam Forming, M0 to M7, M0.1 to M9.1	2	9	15.8	16.0			18.9	27	8.1
	HT/VHT20 Beam Forming, M8 to M15, M0.2 to M9.2	2	6	15.8	16.0			18.9	30	11.1
	HT/VHT20 Beam Forming, M0 to M7, M0.1 to M9.1	3	11	15.8	16.0	15.7		20.6	25.2	4.6
	HT/VHT20 Beam Forming, M8 to M15, M0.2 to M9.2	3	8	15.8	16.0	15.7		20.6	28.2	7.6
	HT/VHT20 Beam Forming, M16 to M23, M0.3 to M9.3	3	6	15.8	16.0	15.7		20.6	30	9.4
	HT/VHT20 Beam Forming, M0 to M7, M0.1 to M9.1	4	12	15.8	16.0	15.7	15.3	21.7	24	2.3
	HT/VHT20 Beam Forming, M8 to M15, M0.2 to M9.2	4	9	15.8	16.0	15.7	15.3	21.7	27	5.3
	HT/VHT20 Beam Forming, M16 to M23, M0.3 to M9.3	4	7	15.8	16.0	15.7	15.3	21.7	28.8	7.1
	HT/VHT20 STBC, M0 to M7, M0.1 to M9.1	2	6	15.8	16.0			18.9	30	11.1
	HT/VHT20 STBC, M0 to M7, M0.1 to M9.1	3	6	15.8	16.0	15.7		20.6	30	9.4
	HT/VHT20 STBC, M0 to M7, M0.1 to M9.1	4	6	15.8	16.0	15.7	15.3	21.7	30	8.3
5795	Non HT/VHT40, 6 to 54 Mbps	1	6	16.5				16.5	30	13.5
	Non HT/VHT40, 6 to 54 Mbps	2	6	16.5	16.7			19.6	30	10.4
	Non HT/VHT40, 6 to 54 Mbps	3	6	16.5	16.7	16.6		21.4	30	8.6
	Non HT/VHT40, 6 to 54 Mbps	4	6	16.5	16.7	16.6	16.2	22.5	30	7.5
	HT/VHT40, M0 to M7, M0.1 to M9.1	1	6	16.1				16.1	30	13.9
	HT/VHT40, M0 to M7, M0.1 to M9.1	2	6	16.1	16.1			19.1	30	10.9
	HT/VHT40, M8 to M15, M0.2 to M9.2	2	6	16.1	16.1			19.1	30	10.9
	HT/VHT40, M0 to M7, M0.1 to M9.1	3	6	16.1	16.1	15.8		20.8	30	9.2
	HT/VHT40, M8 to M15, M0.2 to M9.2	3	6	16.1	16.1	15.8		20.8	30	9.2
	HT/VHT40, M16 to M23, M0.3 to M9.3	3	6	16.1	16.1	15.8		20.8	30	9.2



	HT/VHT40, M0 to M7, M0.1 to M9.1	4	6	16.1	16.1	15.8	15.3	21.9	30	8.1
	HT/VHT40, M8 to M15, M0.2 to M9.2	4	6	16.1	16.1	15.8	15.3	21.9	30	8.1
	HT/VHT40, M16 to M23, M0.3 to M9.3	4	6	16.1	16.1	15.8	15.3	21.9	30	8.1
	HT/VHT40 Beam Forming, M0 to M7, M0.1 to M9.1	2	9	16.1	16.1			19.1	27	7.9
	HT/VHT40 Beam Forming, M8 to M15, M0.2 to M9.2	2	6	16.1	16.1			19.1	30	10.9
	HT/VHT40 Beam Forming, M0 to M7, M0.1 to M9.1	3	11	16.1	16.1	15.8		20.8	25.2	4.4
	HT/VHT40 Beam Forming, M8 to M15, M0.2 to M9.2	3	8	16.1	16.1	15.8		20.8	28.2	7.4
	HT/VHT40 Beam Forming, M16 to M23, M0.3 to M9.3	3	6	16.1	16.1	15.8		20.8	30	9.2
	HT/VHT40 Beam Forming, M0 to M7, M0.1 to M9.1	4	12	16.1	16.1	15.8	15.3	21.9	24	2.1
	HT/VHT40 Beam Forming, M8 to M15, M0.2 to M9.2	4	9	16.1	16.1	15.8	15.3	21.9	27	5.1
	HT/VHT40 Beam Forming, M16 to M23, M0.3 to M9.3	4	7	16.1	16.1	15.8	15.3	21.9	28.8	6.9
	HT/VHT40 STBC, M0 to M7, M0.1 to M9.1	2	6	16.1	16.1			19.1	30	10.9
	HT/VHT40 STBC, M0 to M7, M0.1 to M9.1	3	6	16.1	16.1	15.8		20.8	30	9.2
	HT/VHT40 STBC, M0 to M7, M0.1 to M9.1	4	6	16.1	16.1	15.8	15.3	21.9	30	8.1
5825	Non HT/VHT20, 6 to 54 Mbps	1	6	15.4				15.4	30	14.6
	Non HT/VHT20, 6 to 54 Mbps	2	6	15.4	15.2			18.3	30	11.7
	Non HT/VHT20, 6 to 54 Mbps	3	6	15.4	15.2	15.3		20.1	30	9.9
	Non HT/VHT20, 6 to 54 Mbps	4	6	15.4	15.2	15.3	14.7	21.2	30	8.8
	Non HT/VHT20 Beam Forming, 6 to 54 Mbps	2	9	15.4	15.2			18.3	27	8.7
	Non HT/VHT20 Beam Forming, 6 to 54 Mbps	3	11	15.4	15.2	15.3		20.1	25.2	5.1
	Non HT/VHT20 Beam Forming, 6 to 54 Mbps	4	12	15.4	15.2	15.3	14.7	21.2	24	2.8
	HT/VHT20, M0 to M7, M0.1 to M9.1	1	6	15.4				15.4	30	14.6
	HT/VHT20, M0 to M7, M0.1 to M9.1	2	6	15.4	15.3			18.4	30	11.6
	HT/VHT20, M8 to M15, M0.2 to M9.2	2	6	15.4	15.3			18.4	30	11.6
	HT/VHT20, M0 to M7, M0.1 to M9.1	3	6	15.4	15.3	15.3		20.1	30	9.9
	HT/VHT20, M8 to M15, M0.2 to M9.2	3	6	15.4	15.3	15.3		20.1	30	9.9
	HT/VHT20, M16 to M23, M0.3 to M9.3	3	6	15.4	15.3	15.3		20.1	30	9.9
	HT/VHT20, M0 to M7, M0.1 to M9.1	4	6	15.4	15.3	15.3	14.5	21.2	30	8.8
	HT/VHT20, M8 to M15, M0.2 to M9.2	4	6	15.4	15.3	15.3	14.5	21.2	30	8.8
	HT/VHT20, M16 to M23, M0.3 to M9.3	4	6	15.4	15.3	15.3	14.5	21.2	30	8.8
	HT/VHT20 Beam Forming, M0 to M7, M0.1 to M9.1	2	9	15.4	15.3			18.4	27	8.6
	HT/VHT20 Beam Forming, M8 to M15, M0.2 to M9.2	2	6	15.4	15.3			18.4	30	11.6
	HT/VHT20 Beam Forming, M0 to M7, M0.1 to M9.1	3	11	15.4	15.3	15.3		20.1	25.2	5.1
	HT/VHT20 Beam Forming, M8 to M15, M0.2 to M9.2	3	8	15.4	15.3	15.3		20.1	28.2	8.1
	HT/VHT20 Beam Forming, M16 to M23, M0.3 to M9.3	3	6	15.4	15.3	15.3		20.1	30	9.9
	HT/VHT20 Beam Forming, M0 to M7, M0.1 to M9.1	4	12	15.4	15.3	15.3	14.5	21.2	24	2.8
	HT/VHT20 Beam Forming, M8 to M15, M0.2 to M9.2	4	9	15.4	15.3	15.3	14.5	21.2	27	5.8
	HT/VHT20 Beam Forming, M16 to M23, M0.3 to M9.3	4	7	15.4	15.3	15.3	14.5	21.2	28.8	7.6
	HT/VHT20 STBC, M0 to M7, M0.1 to M9.1	2	6	15.4	15.3			18.4	30	11.6
	HT/VHT20 STBC, M0 to M7, M0.1 to M9.1	3	6	15.4	15.3	15.3		20.1	30	9.9



	HT/VHT20 STBC, M0 to M7, M0.1 to M9.1	4	6	15.4	15.3	15.3	14.5	21.2	30	8.8
--	---------------------------------------	---	---	------	------	------	------	------	----	-----

Peak Output Power, 5745 MHz, Non HT/VHT20, 6 to 54 Mbps**Antenna A**

Peak Output Power, 5745 MHz, Non HT/VHT20, 6 to 54 Mbps**Antenna A****Antenna B**

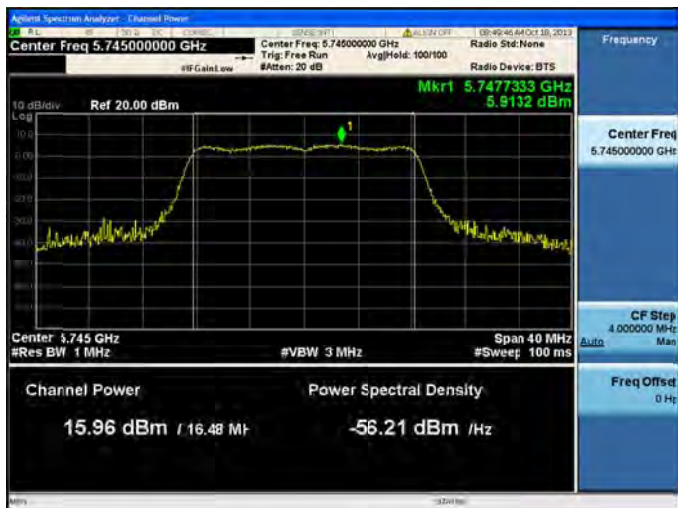
Peak Output Power, 5745 MHz, Non HT/VHT20, 6 to 54 Mbps



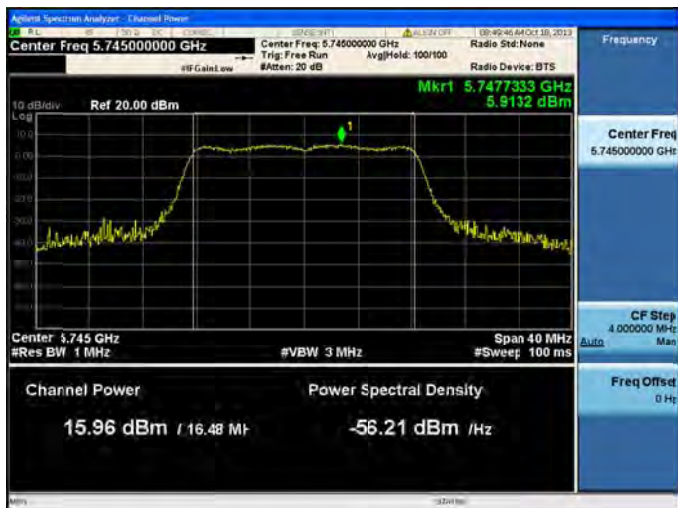
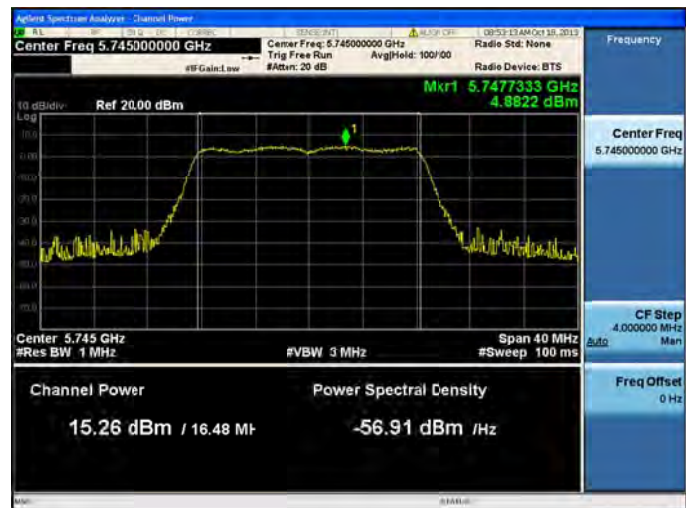
Antenna A



Antenna B



Antenna C

**Peak Output Power, 5745 MHz, Non HT/VHT20, 6 to 54 Mbps****Antenna A****Antenna B****Antenna C****Antenna D**

Peak Output Power, 5745 MHz, Non HT/VHT20 Beam Forming, 6 to 54 Mbps**Antenna A****Antenna B**

Peak Output Power, 5745 MHz, Non HT/VHT20 Beam Forming, 6 to 54 Mbps



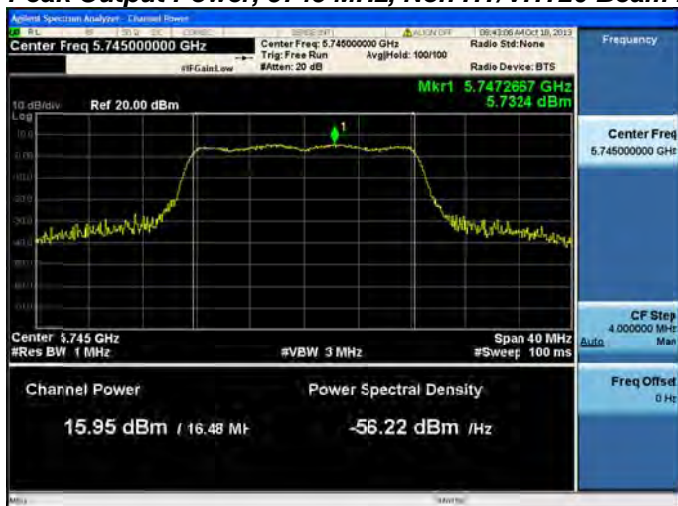
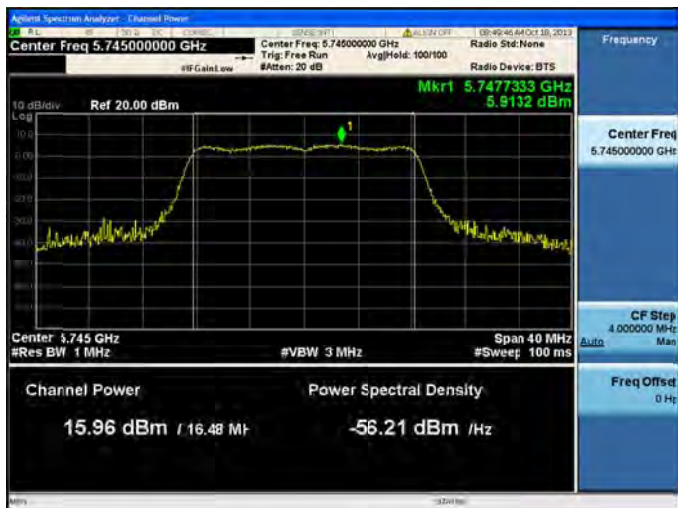
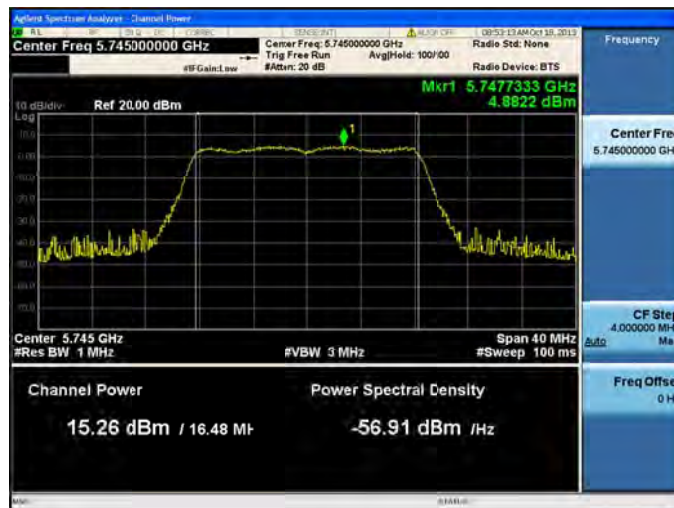
Antenna A



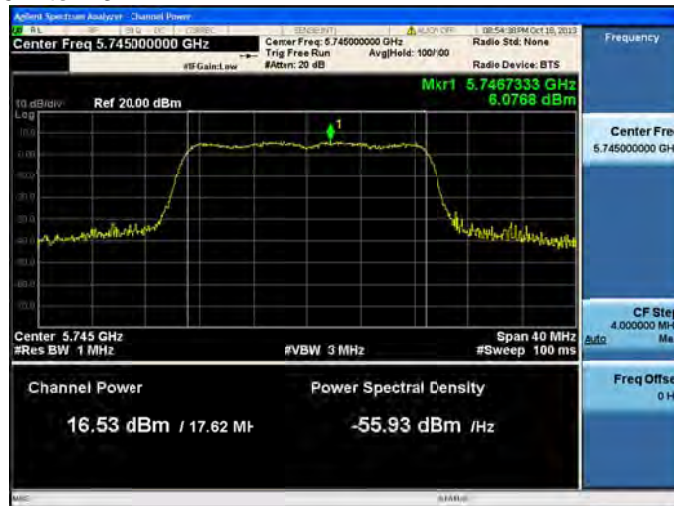
Antenna B



Antenna C

Peak Output Power, 5745 MHz, Non HT/VHT20 Beam Forming, 6 to 54 Mbps**Antenna A****Antenna B****Antenna C****Antenna D**

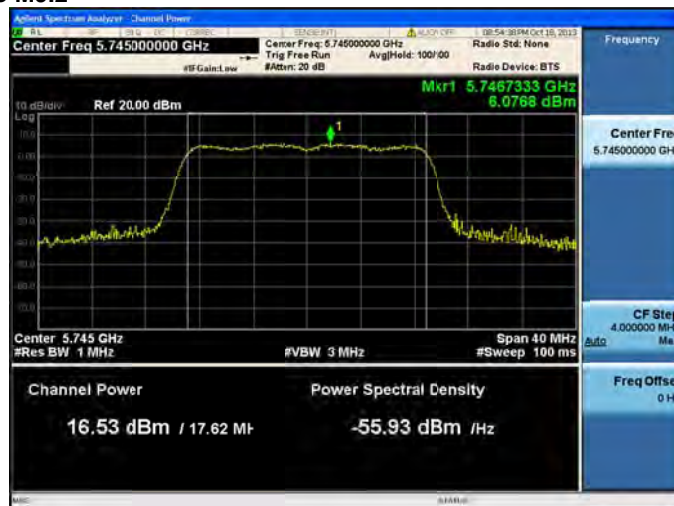
Peak Output Power, 5745 MHz, HT/VHT20, M0 to M7, M0.1 to M9.1**Antenna A**

Peak Output Power, 5745 MHz, HT/VHT20, M0 to M7, M0.1 to M9.1**Antenna A****Antenna B**

Peak Output Power, 5745 MHz, HT/VHT20, M8 to M15, M0.2 to M9.2



Antenna A



Antenna B

Peak Output Power, 5745 MHz, HT/VHT20, M0 to M7, M0.1 to M9.1



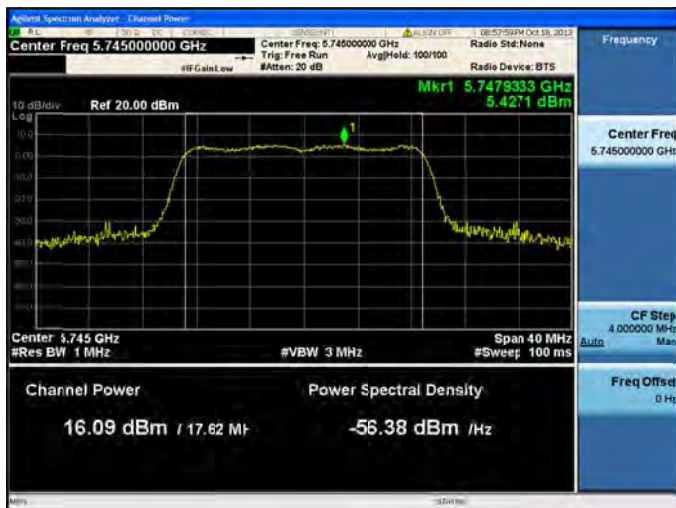
Antenna A

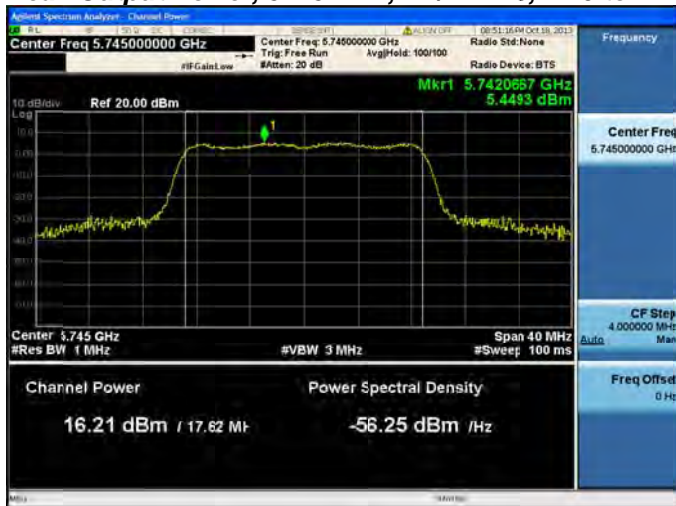
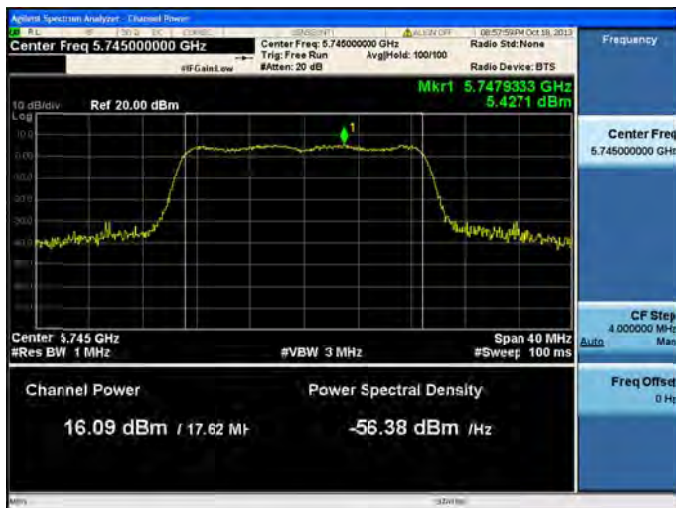


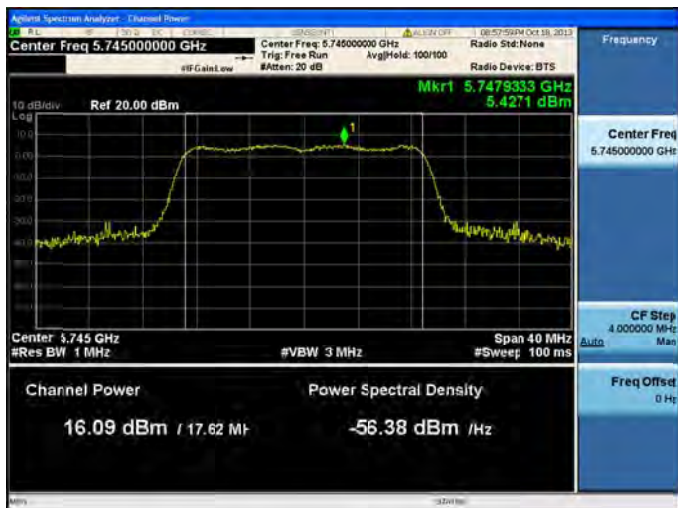
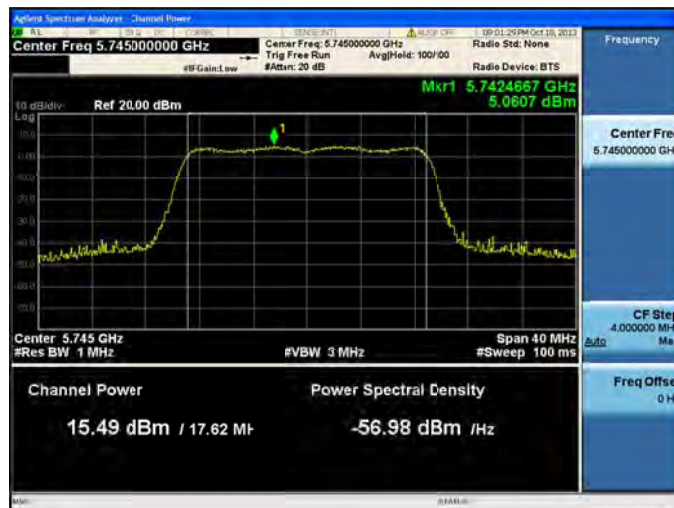
Antenna B



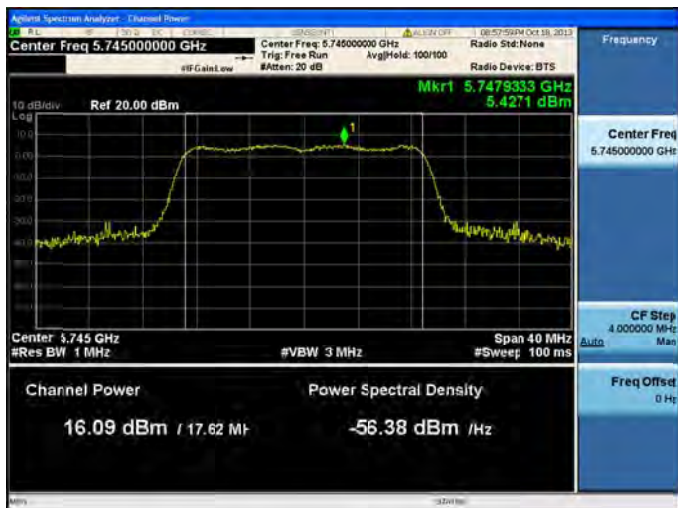
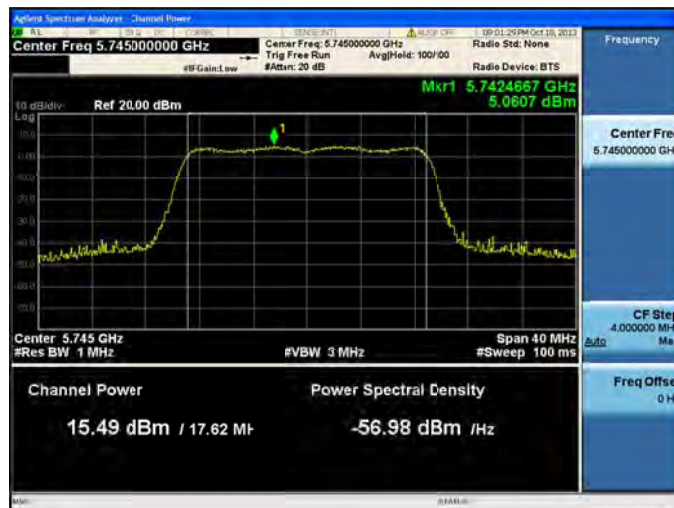
Antenna C

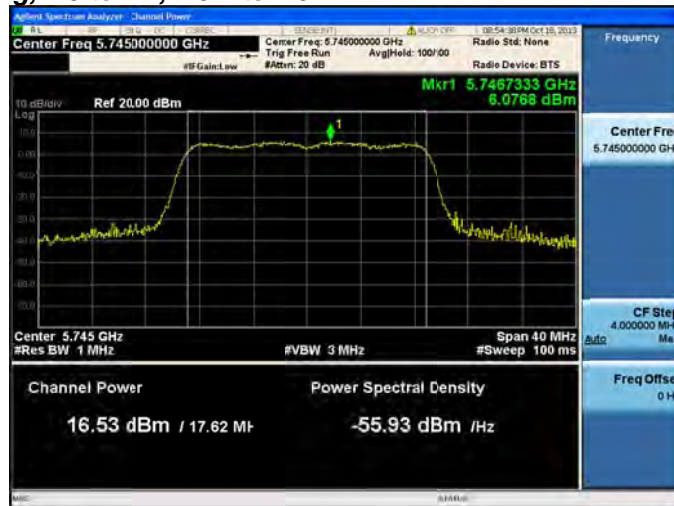
Peak Output Power, 5745 MHz, HT/VHT20, M8 to M15, M0.2 to M9.2**Antenna A****Antenna B****Antenna C**

Peak Output Power, 5745 MHz, HT/VHT20, M16 to M23, M0.3 to M9.3**Antenna A****Antenna B****Antenna C**

Peak Output Power, 5745 MHz, HT/VHT20, M0 to M7, M0.1 to M9.1**Antenna A****Antenna B****Antenna C****Antenna D**

Peak Output Power, 5745 MHz, HT/VHT20, M8 to M15, M0.2 to M9.2**Antenna A****Antenna B****Antenna C****Antenna D**

Peak Output Power, 5745 MHz, HT/VHT20, M16 to M23, M0.3 to M9.3**Antenna A****Antenna B****Antenna C****Antenna D**

Peak Output Power, 5745 MHz, HT/VHT20 Beam Forming, M0 to M7, M0.1 to M9.1**Antenna A****Antenna B**

Peak Output Power, 5745 MHz, HT/VHT20 Beam Forming, M8 to M15, M0.2 to M9.2

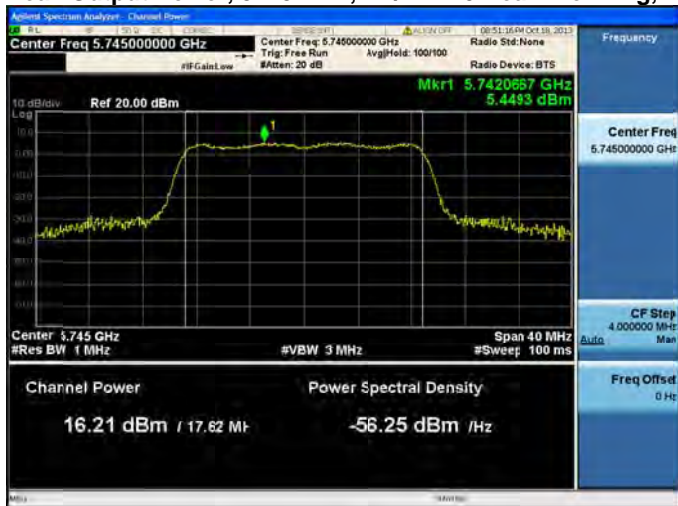


Antenna A



Antenna B

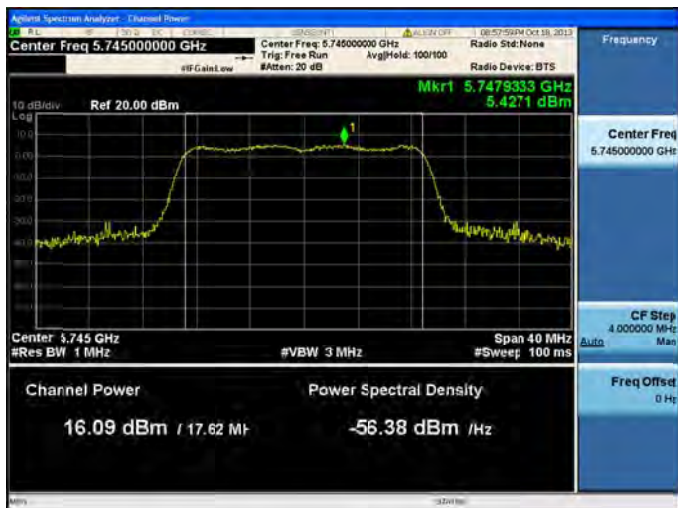
Peak Output Power, 5745 MHz, HT/VHT20 Beam Forming, M0 to M7, M0.1 to M9.1



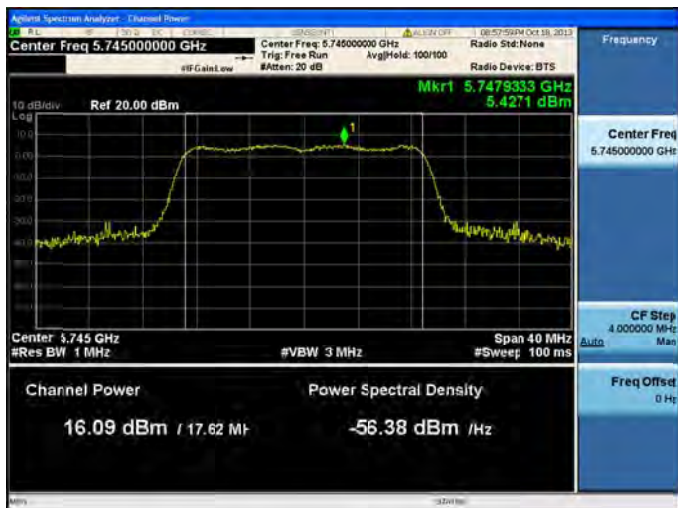
Antenna A

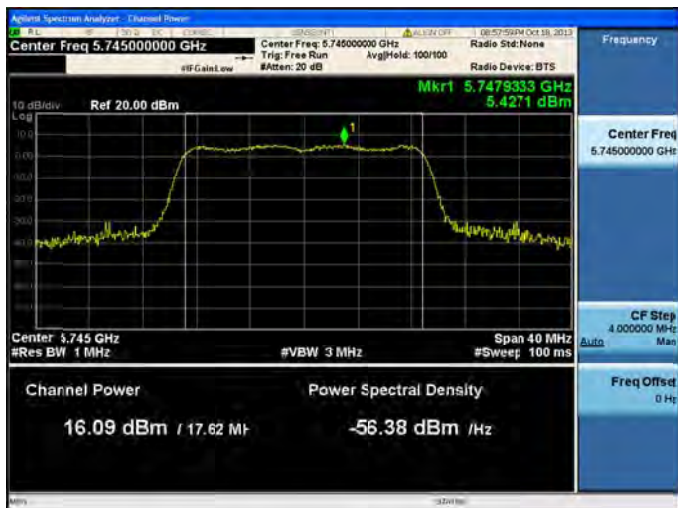


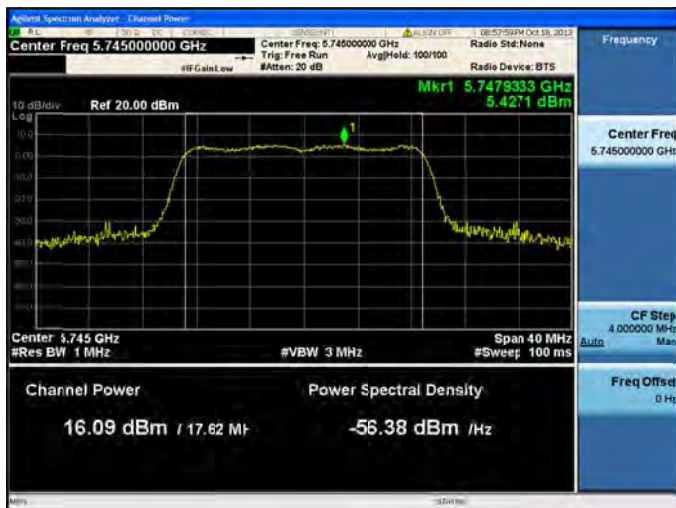
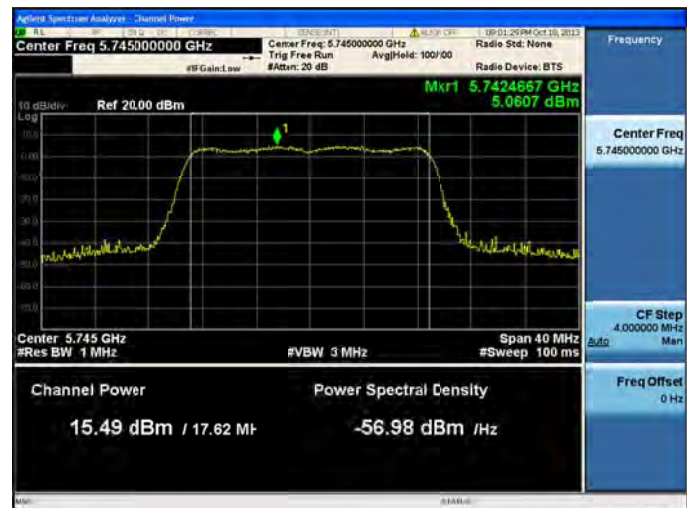
Antenna B

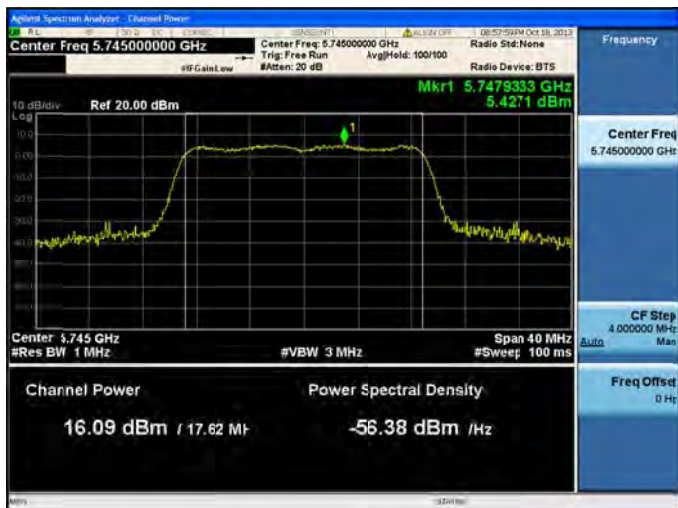
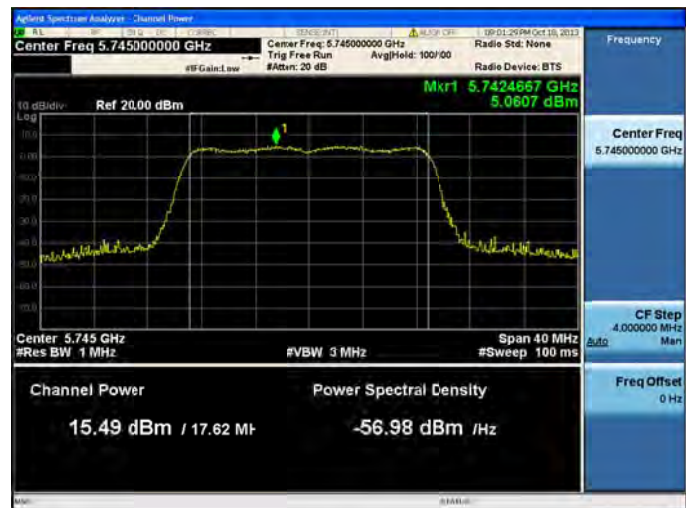


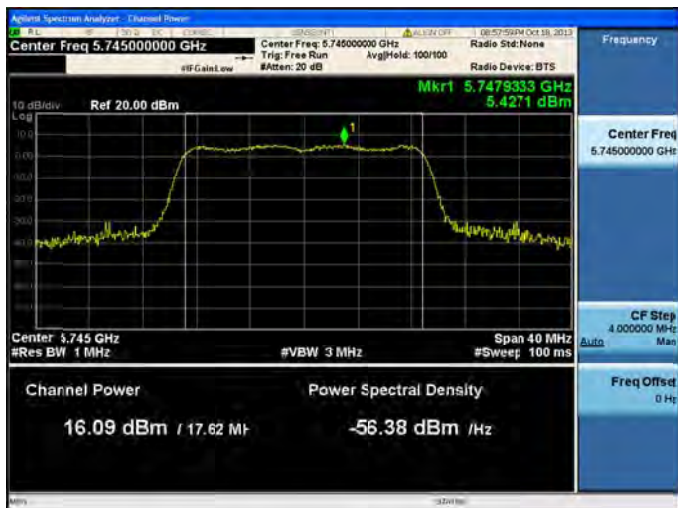
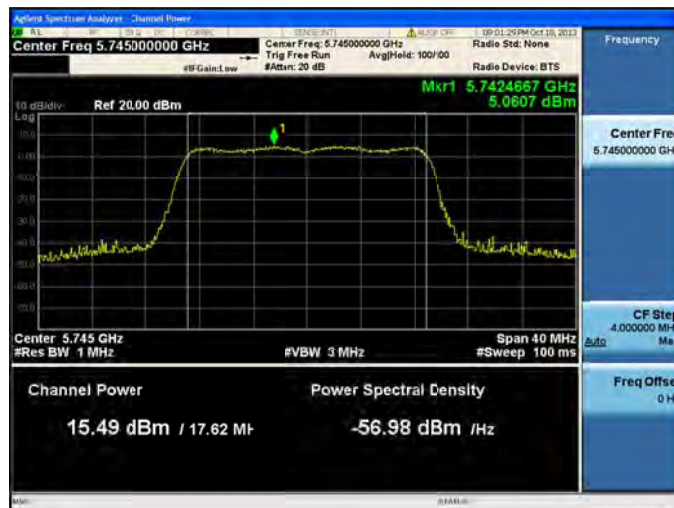
Antenna C

Peak Output Power, 5745 MHz, HT/VHT20 Beam Forming, M8 to M15, M0.2 to M9.2**Antenna A****Antenna B****Antenna C**

Peak Output Power, 5745 MHz, HT/VHT20 Beam Forming, M16 to M23, M0.3 to M9.3**Antenna A****Antenna B****Antenna C**

Peak Output Power, 5745 MHz, HT/VHT20 Beam Forming, M0 to M7, M0.1 to M9.1**Antenna A****Antenna B****Antenna C****Antenna D**

Peak Output Power, 5745 MHz, HT/VHT20 Beam Forming, M8 to M15, M0.2 to M9.2**Antenna A****Antenna B****Antenna C****Antenna D**

Peak Output Power, 5745 MHz, HT/VHT20 Beam Forming, M16 to M23, M0.3 to M9.3**Antenna A****Antenna B****Antenna C****Antenna D**

Peak Output Power, 5745 MHz, HT/VHT20 STBC, M0 to M7, M0.1 to M9.1**Antenna A****Antenna B**

Peak Output Power, 5745 MHz, HT/VHT20 STBC, M0 to M7, M0.1 to M9.1



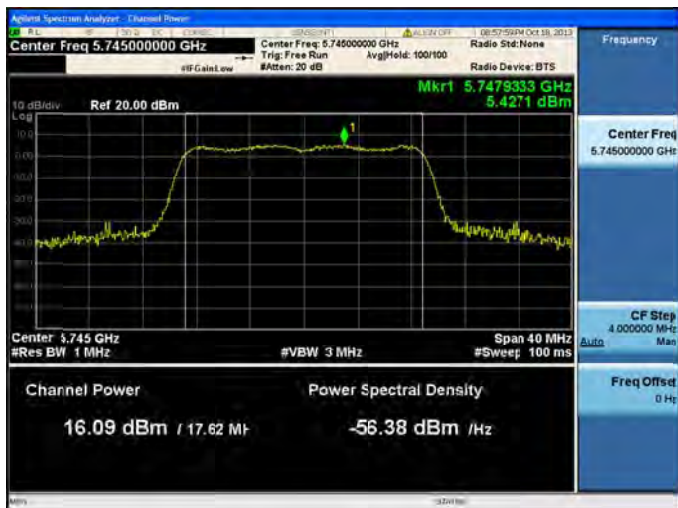
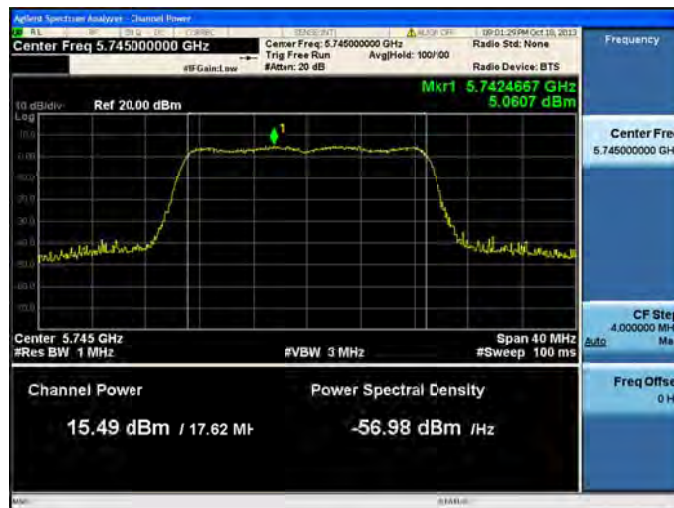
Antenna A



Antenna B

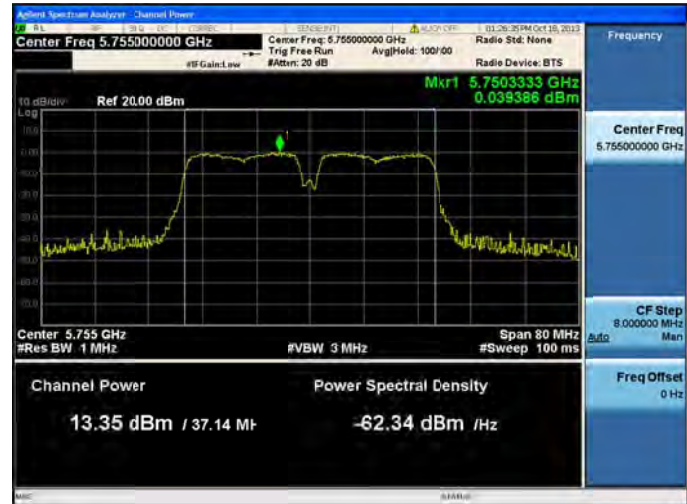


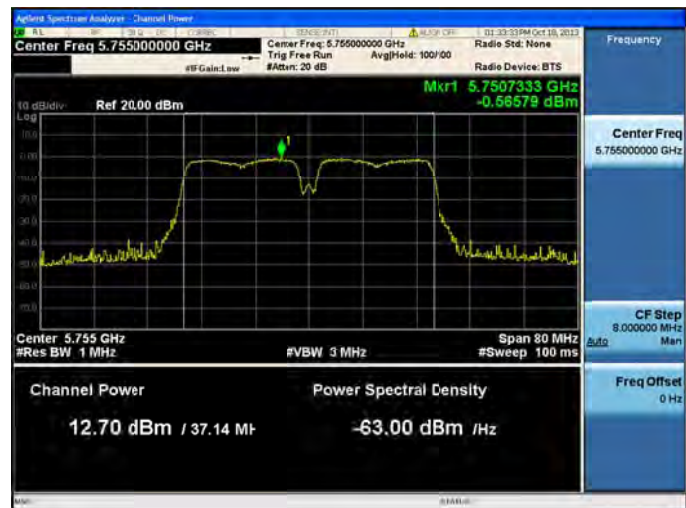
Antenna C

Peak Output Power, 5745 MHz, HT/VHT20 STBC, M0 to M7, M0.1 to M9.1**Antenna A****Antenna B****Antenna C****Antenna D**

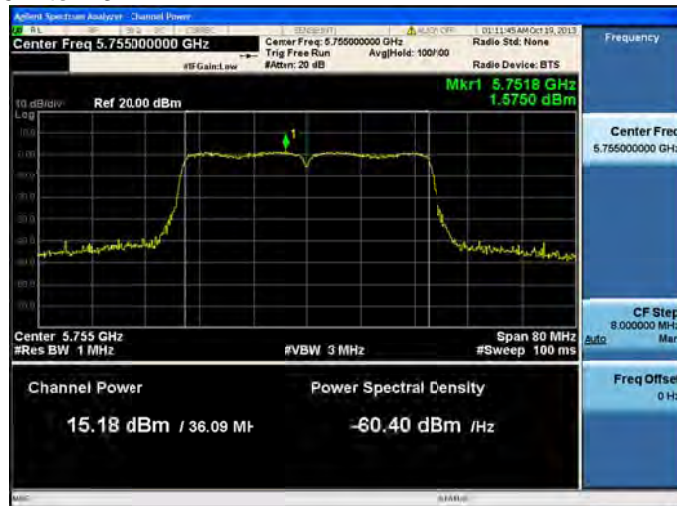
Peak Output Power, 5755 MHz, Non HT/VHT40, 6 to 54 Mbps**Antenna A**

Peak Output Power, 5755 MHz, Non HT/VHT40, 6 to 54 Mbps**Antenna A****Antenna B**

Peak Output Power, 5755 MHz, Non HT/VHT40, 6 to 54 Mbps**Antenna A****Antenna B****Antenna C**

Peak Output Power, 5755 MHz, Non HT/VHT40, 6 to 54 Mbps**Antenna A****Antenna B****Antenna C****Antenna D**

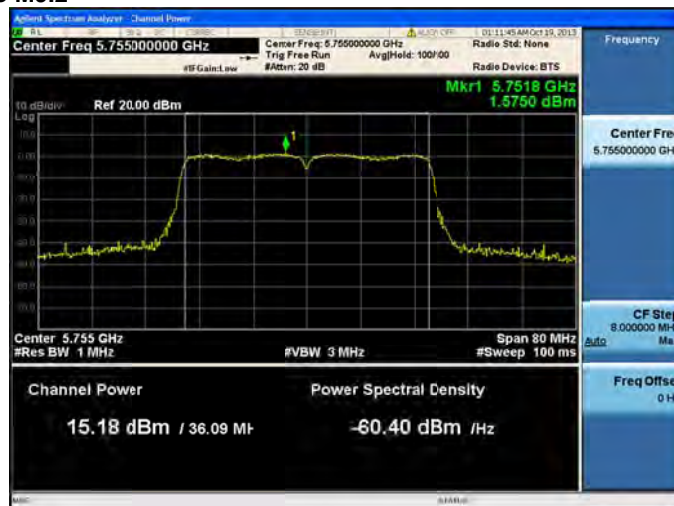
Peak Output Power, 5755 MHz, HT/VHT40, M0 to M7, M0.1 to M9.1**Antenna A**

Peak Output Power, 5755 MHz, HT/VHT40, M0 to M7, M0.1 to M9.1**Antenna A****Antenna B**

Peak Output Power, 5755 MHz, HT/VHT40, M8 to M15, M0.2 to M9.2



Antenna A

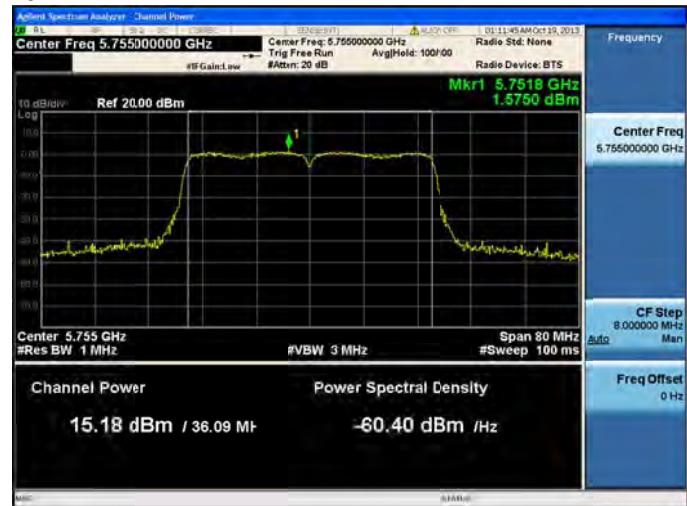


Antenna B

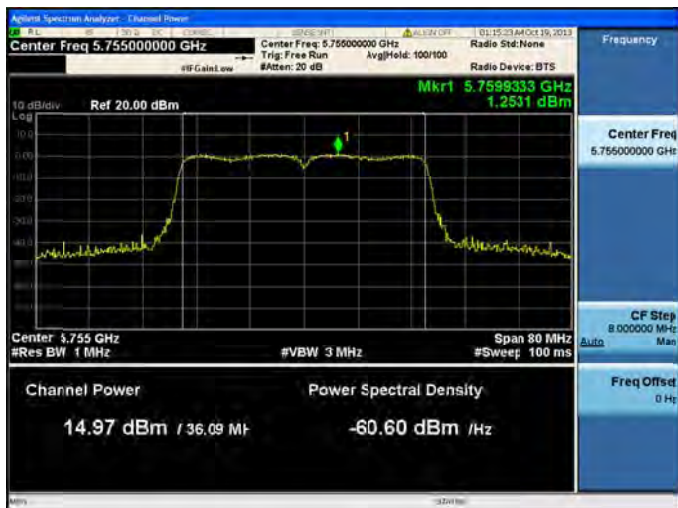
Peak Output Power, 5755 MHz, HT/VHT40, M0 to M7, M0.1 to M9.1



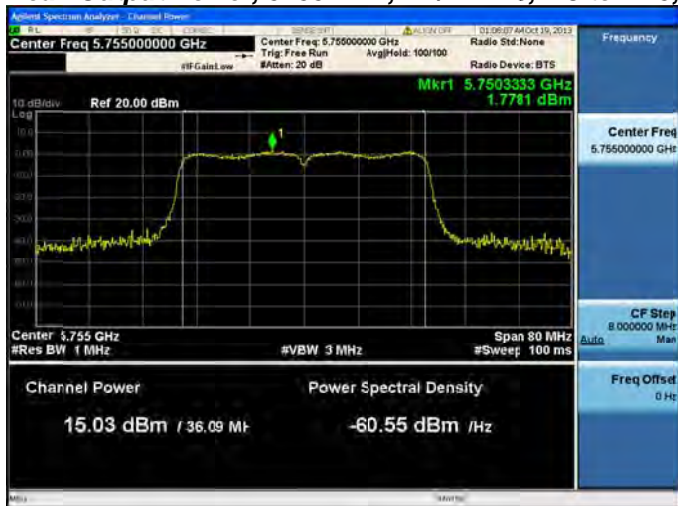
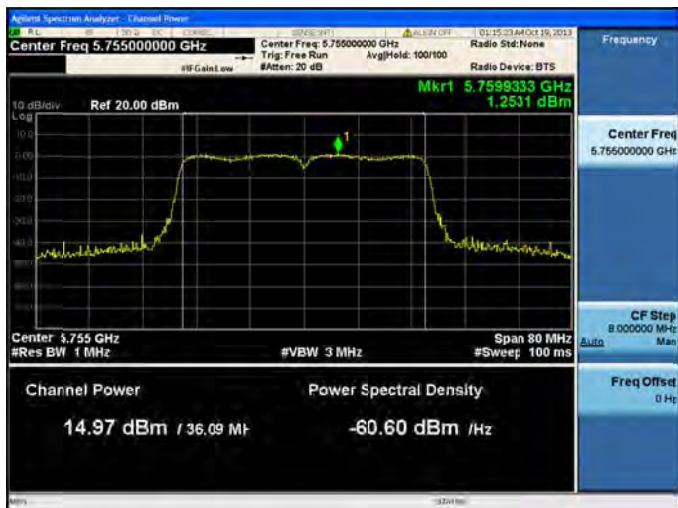
Antenna A

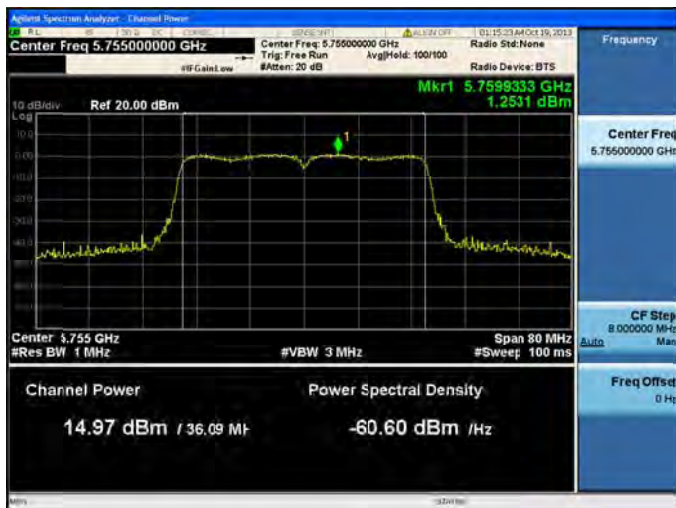


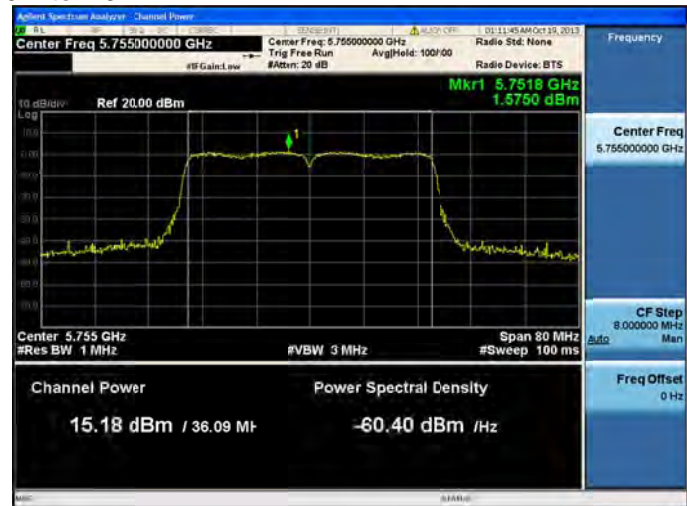
Antenna B



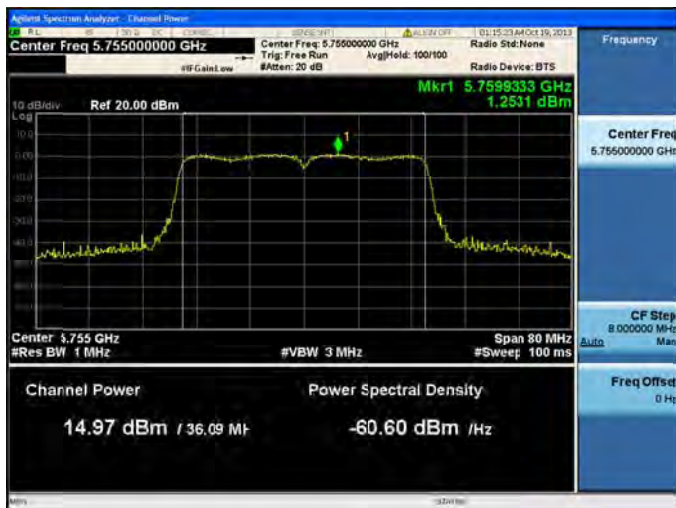
Antenna C

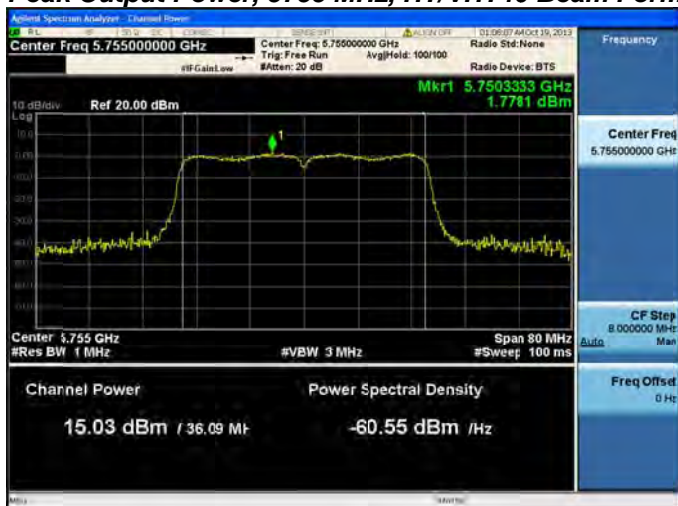
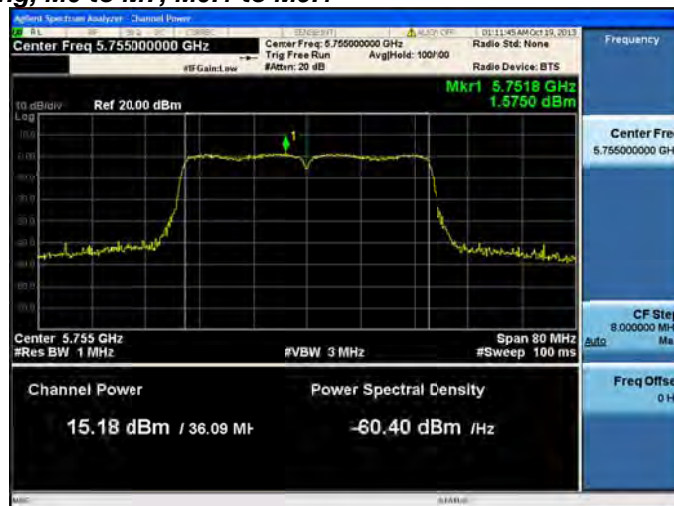
Peak Output Power, 5755 MHz, HT/VHT40, M8 to M15, M0.2 to M9.2**Antenna A****Antenna B****Antenna C**

Peak Output Power, 5755 MHz, HT/VHT40, M16 to M23, M0.3 to M9.3**Antenna A****Antenna B****Antenna C**

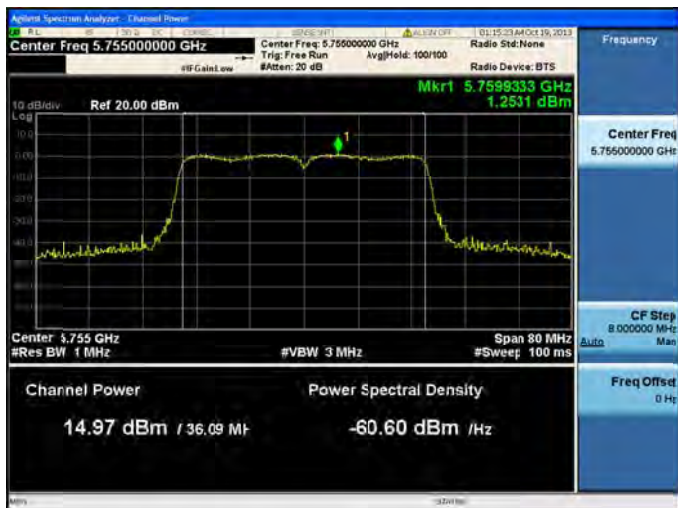
Peak Output Power, 5755 MHz, HT/VHT40, M0 to M7, M0.1 to M9.1**Antenna A****Antenna B****Antenna C****Antenna D**

Peak Output Power, 5755 MHz, HT/VHT40, M8 to M15, M0.2 to M9.2**Antenna A****Antenna B****Antenna C****Antenna D**

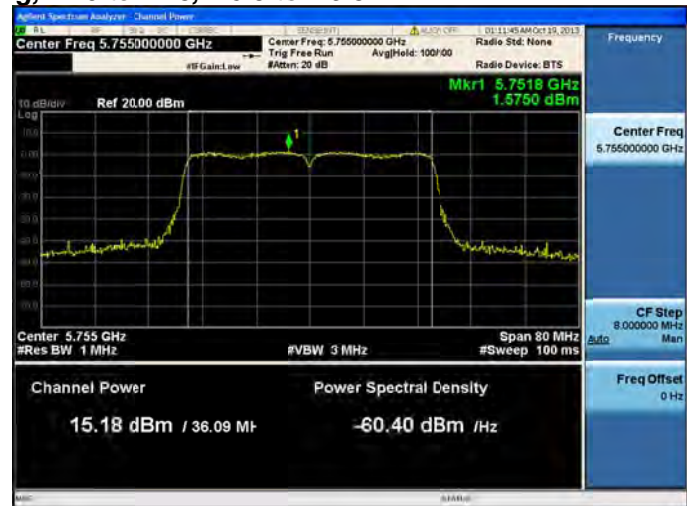
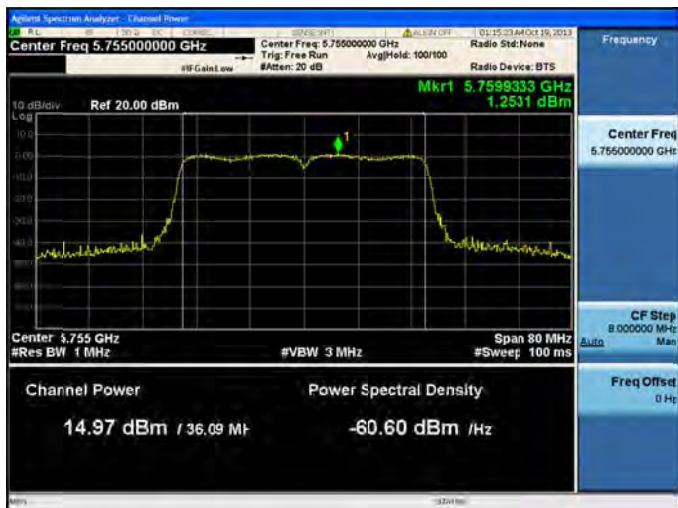
Peak Output Power, 5755 MHz, HT/VHT40, M16 to M23, M0.3 to M9.3**Antenna A****Antenna B****Antenna C****Antenna D**

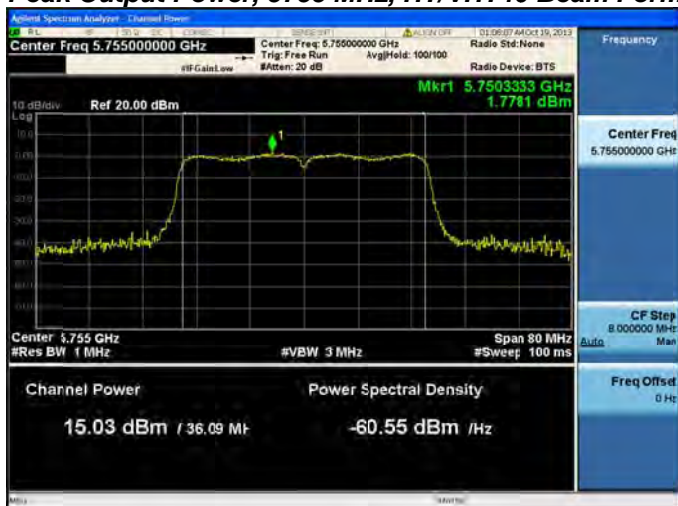
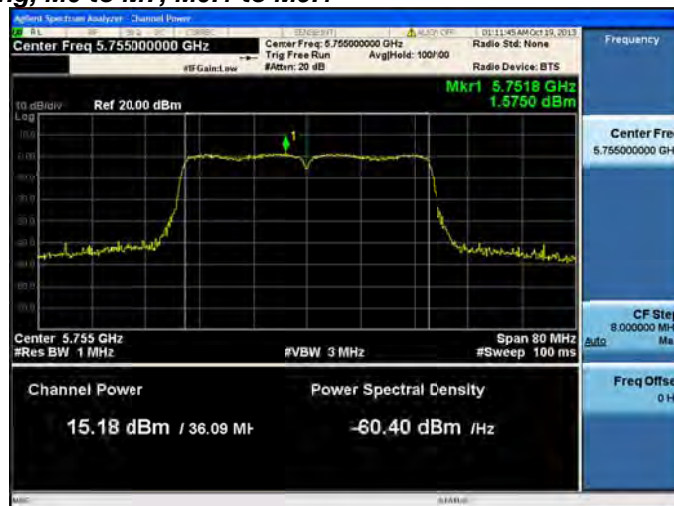
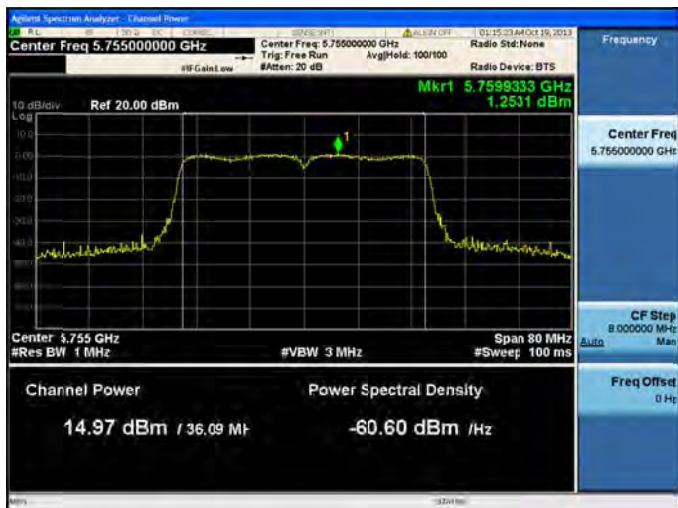
Peak Output Power, 5755 MHz, HT/VHT40 Beam Forming, M0 to M7, M0.1 to M9.1**Antenna A****Antenna B**

Peak Output Power, 5755 MHz, HT/VHT40 Beam Forming, M8 to M15, M0.2 to M9.2**Antenna A****Antenna B**

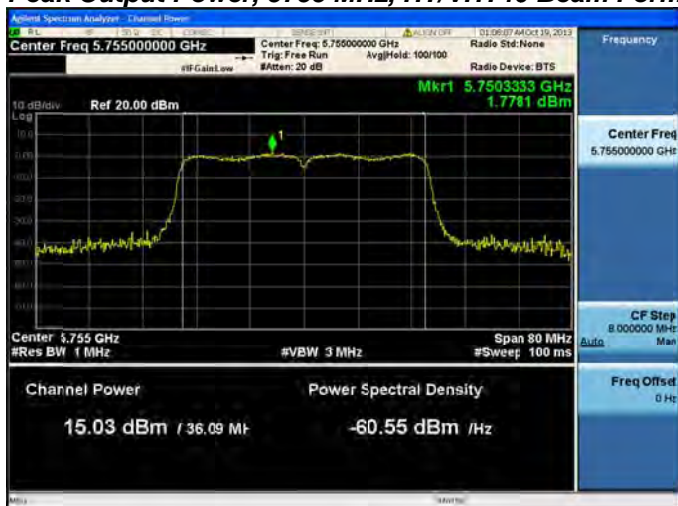
Peak Output Power, 5755 MHz, HT/VHT40 Beam Forming, M0 to M7, M0.1 to M9.1**Antenna A****Antenna B****Antenna C**

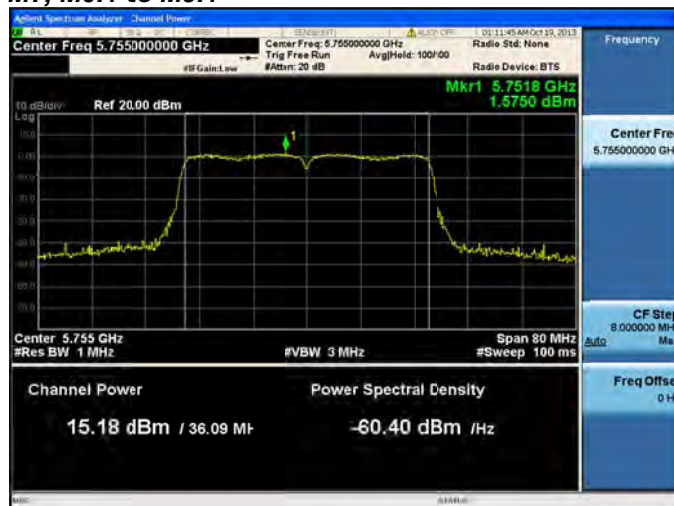
Peak Output Power, 5755 MHz, HT/VHT40 Beam Forming, M8 to M15, M0.2 to M9.2**Antenna A****Antenna B****Antenna C**

Peak Output Power, 5755 MHz, HT/VHT40 Beam Forming, M16 to M23, M0.3 to M9.3**Antenna A****Antenna B****Antenna C**

Peak Output Power, 5755 MHz, HT/VHT40 Beam Forming, M0 to M7, M0.1 to M9.1**Antenna A****Antenna B****Antenna C****Antenna D**

Peak Output Power, 5755 MHz, HT/VHT40 Beam Forming, M8 to M15, M0.2 to M9.2**Antenna A****Antenna B****Antenna C****Antenna D**

Peak Output Power, 5755 MHz, HT/VHT40 Beam Forming, M16 to M23, M0.3 to M9.3**Antenna A****Antenna B****Antenna C****Antenna D**

Peak Output Power, 5755 MHz, HT/VHT40 STBC, M0 to M7, M0.1 to M9.1**Antenna A****Antenna B**

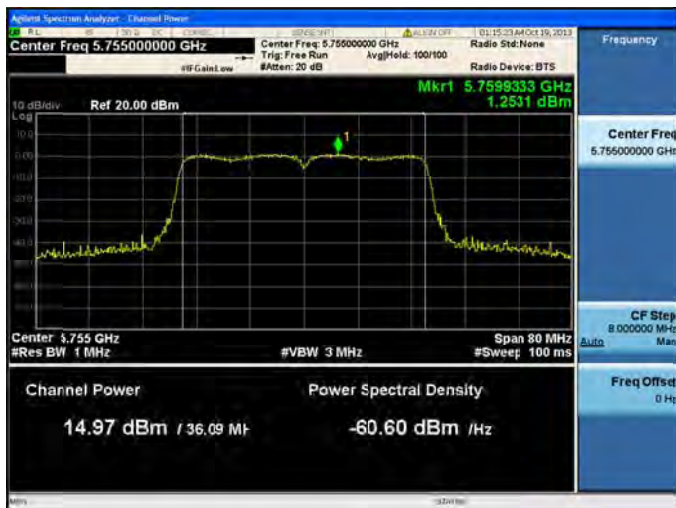
Peak Output Power, 5755 MHz, HT/VHT40 STBC, M0 to M7, M0.1 to M9.1



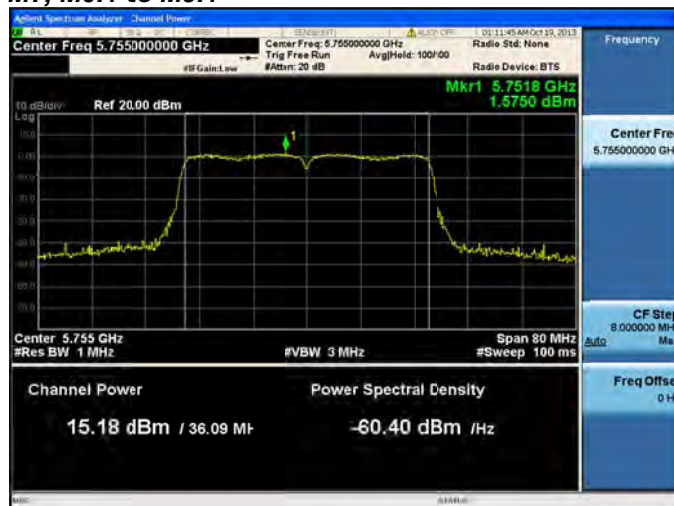
Antenna A



Antenna B

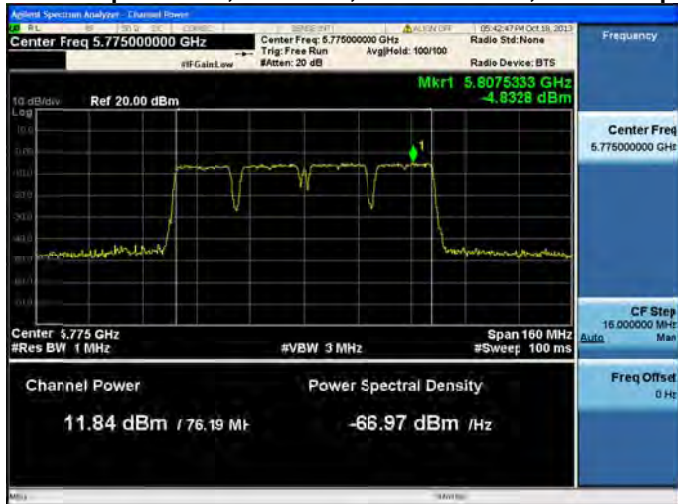
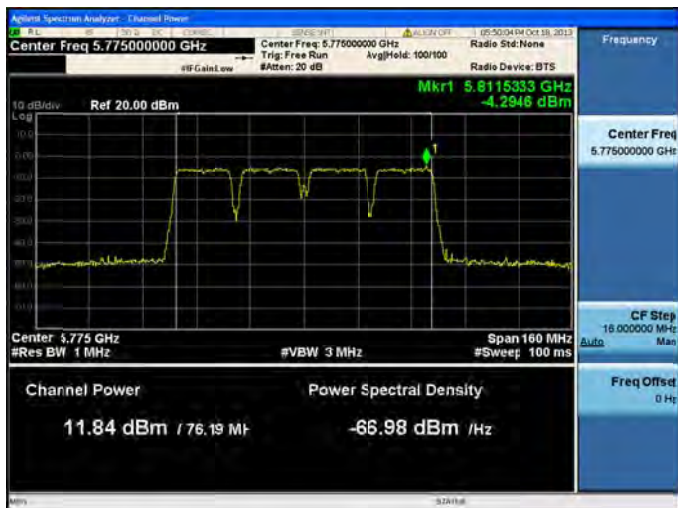


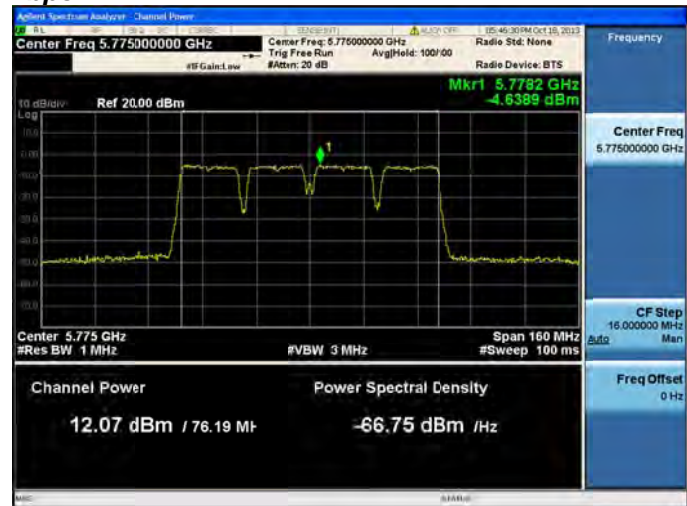
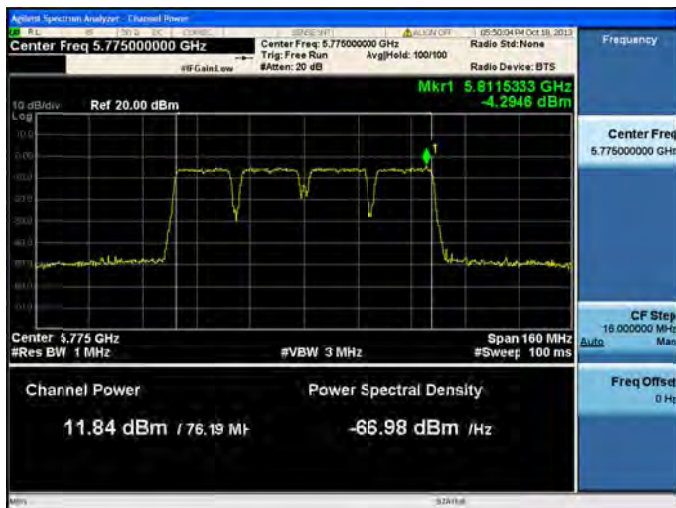
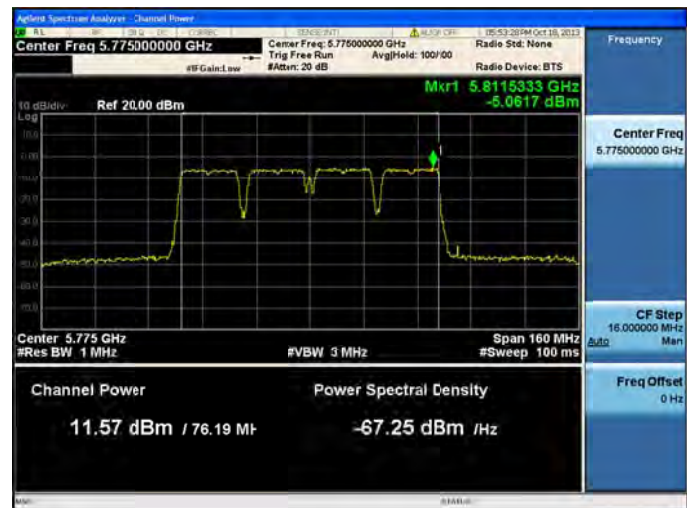
Antenna C

Peak Output Power, 5755 MHz, HT/VHT40 STBC, M0 to M7, M0.1 to M9.1**Antenna A****Antenna B****Antenna C****Antenna D**

Peak Output Power, 5775 MHz, Non HT/VHT80, 6 to 54 Mbps**Antenna A**

Peak Output Power, 5775 MHz, Non HT/VHT80, 6 to 54 Mbps**Antenna A****Antenna B**

Peak Output Power, 5775 MHz, Non HT/VHT80, 6 to 54 Mbps**Antenna A****Antenna B****Antenna C**

Peak Output Power, 5775 MHz, Non HT/VHT80, 6 to 54 Mbps**Antenna A****Antenna B****Antenna C****Antenna D**

Peak Output Power, 5775 MHz, HT/VHT80, M0 to M7, M0.1 to M9.1**Antenna A**

Peak Output Power, 5775 MHz, HT/VHT80, M0 to M7, M0.1 to M9.1**Antenna A****Antenna B**

Peak Output Power, 5775 MHz, HT/VHT80, M8 to M15, M0.2 to M9.2



Antenna A



Antenna B

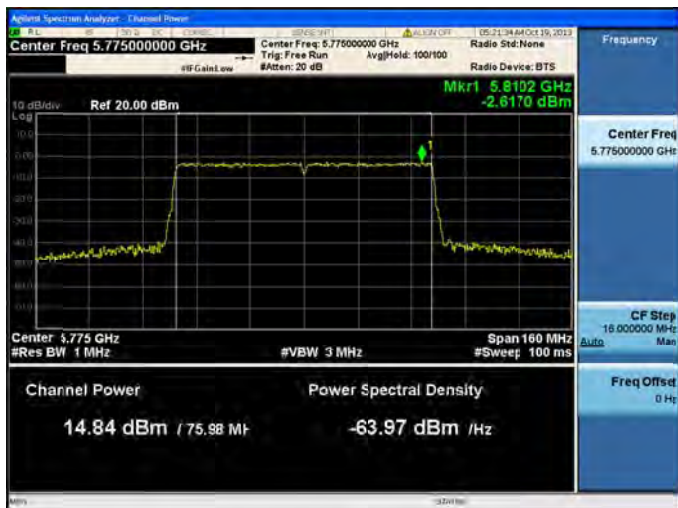
Peak Output Power, 5775 MHz, HT/VHT80, M0 to M7, M0.1 to M9.1



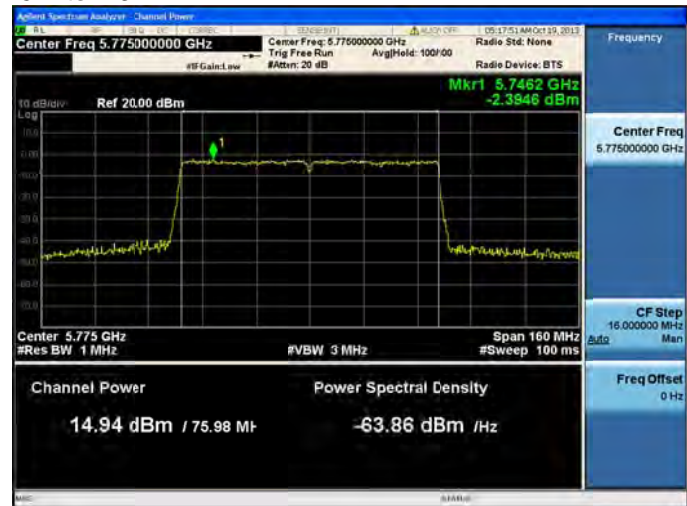
Antenna A



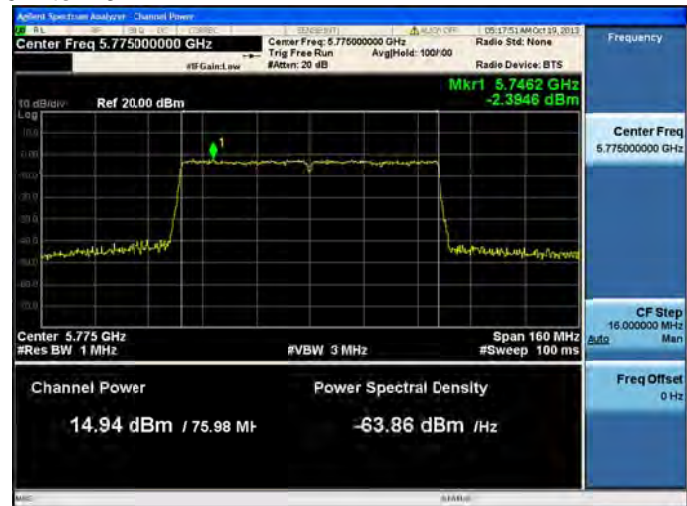
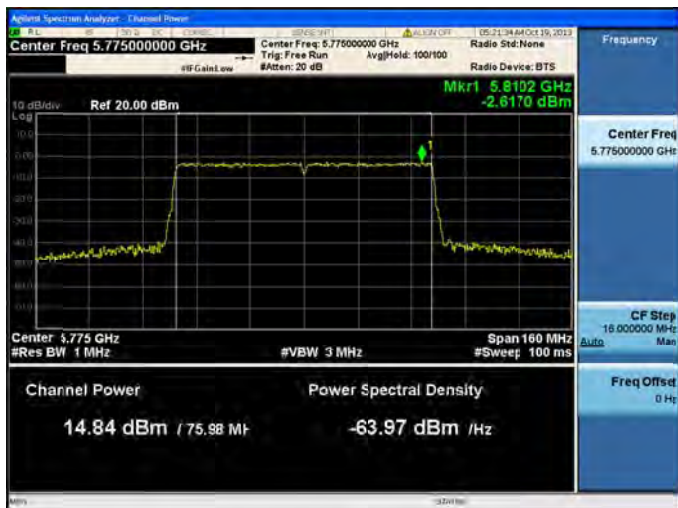
Antenna B

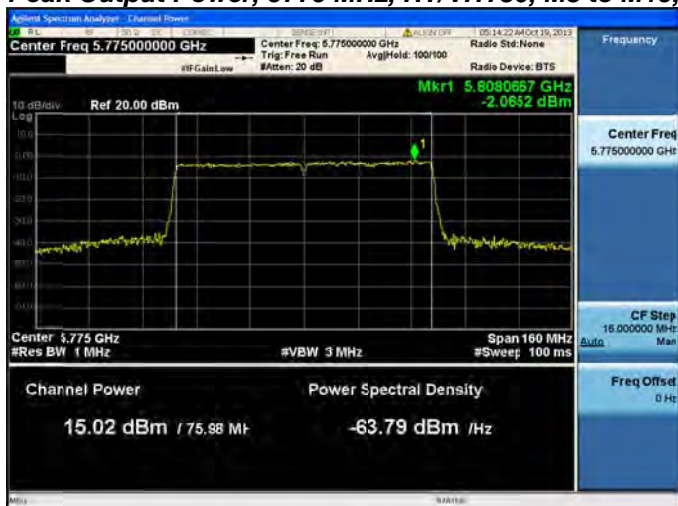
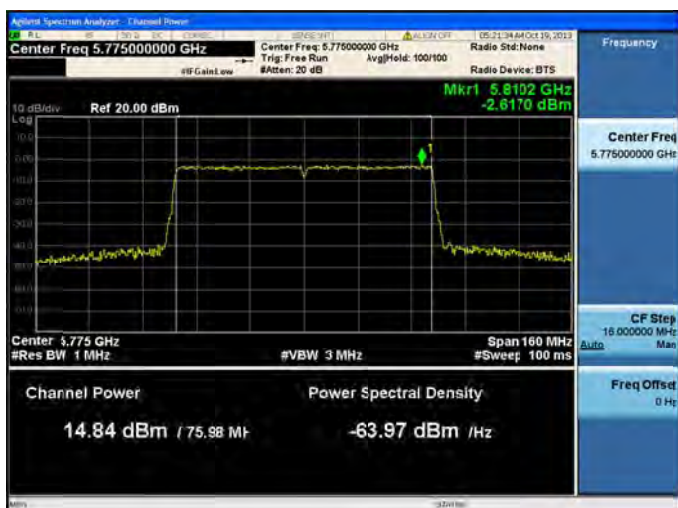


Antenna C

Peak Output Power, 5775 MHz, HT/VHT80, M8 to M15, M0.2 to M9.2**Antenna A****Antenna B****Antenna C**

Peak Output Power, 5775 MHz, HT/VHT80, M16 to M23, M0.3 to M9.3**Antenna A****Antenna B****Antenna C**

Peak Output Power, 5775 MHz, HT/VHT80, M0 to M7, M0.1 to M9.1**Antenna A****Antenna B****Antenna C****Antenna D**

Peak Output Power, 5775 MHz, HT/VHT80, M8 to M15, M0.2 to M9.2**Antenna A****Antenna B****Antenna C****Antenna D**

Peak Output Power, 5775 MHz, HT/VHT80, M16 to M23, M0.3 to M9.3**Antenna A****Antenna B****Antenna C****Antenna D**

Peak Output Power, 5775 MHz, HT/VHT80 Beam Forming, M0 to M7, M0.1 to M9.1**Antenna A****Antenna B**

Peak Output Power, 5775 MHz, HT/VHT80 Beam Forming, M8 to M15, M0.2 to M9.2



Antenna A

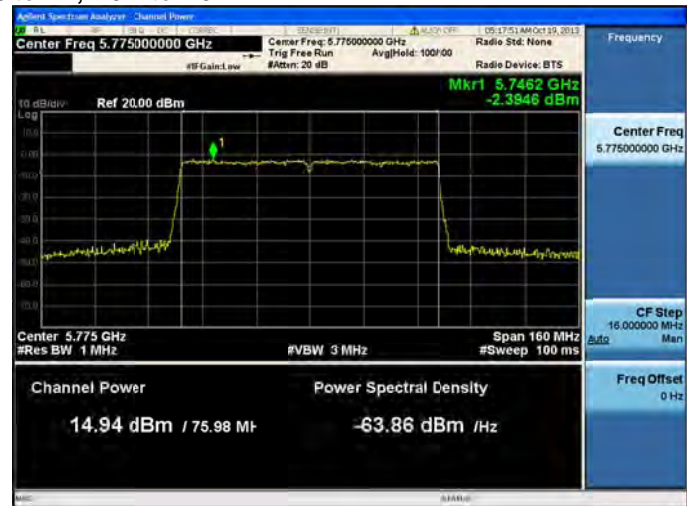


Antenna B

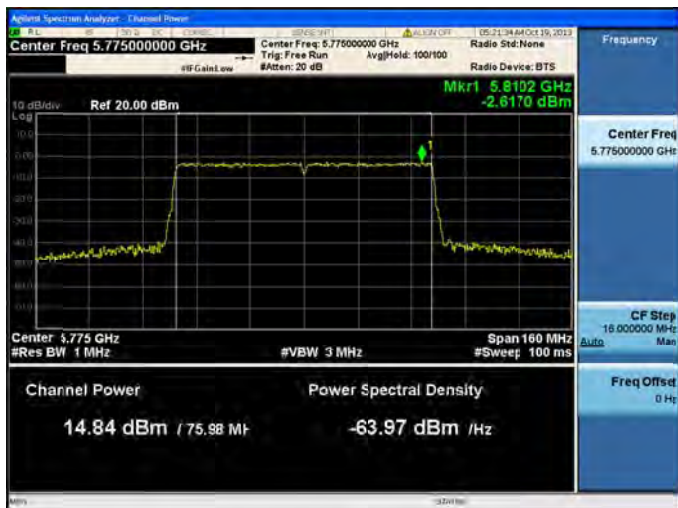
Peak Output Power, 5775 MHz, HT/VHT80 Beam Forming, M0 to M7, M0.1 to M9.1



Antenna A



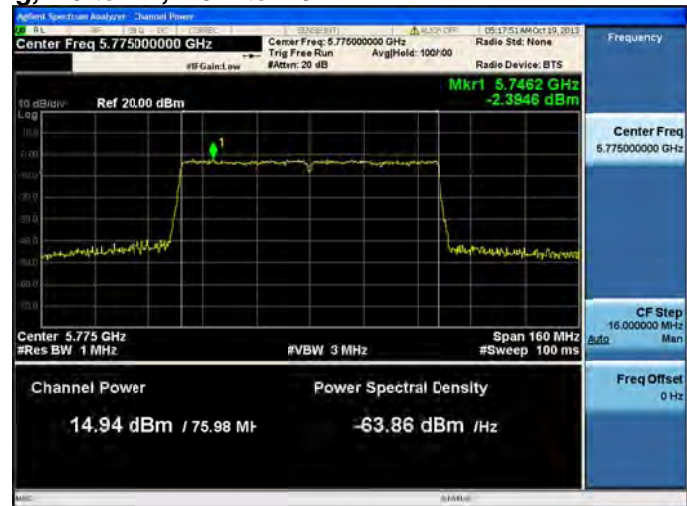
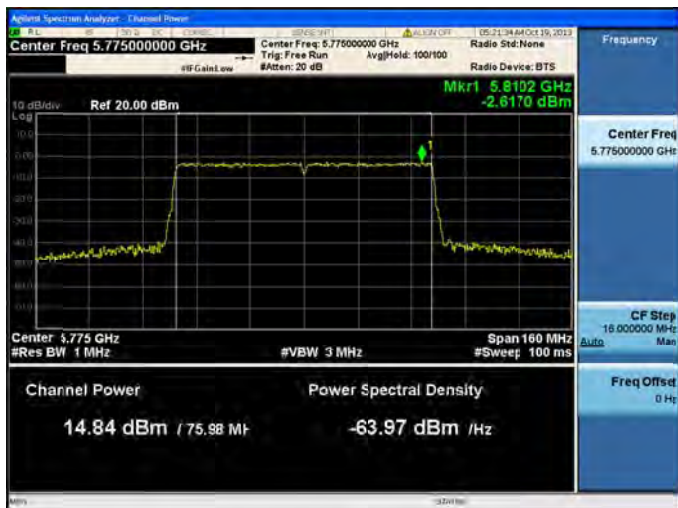
Antenna B

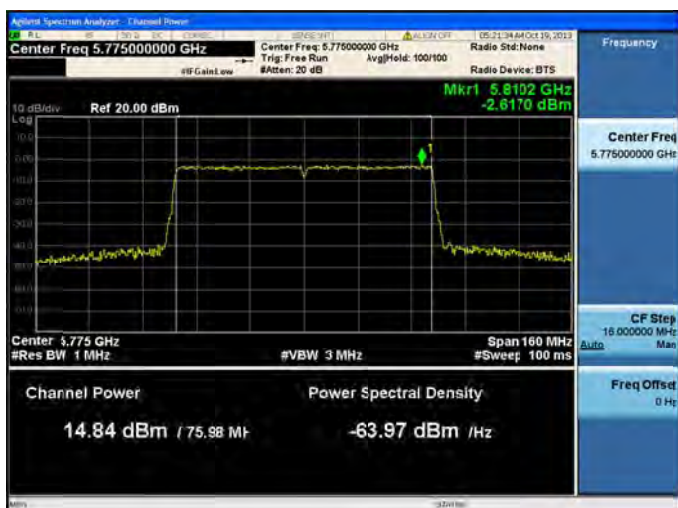


Antenna C

Peak Output Power, 5775 MHz, HT/VHT80 Beam Forming, M8 to M15, M0.2 to M9.2**Antenna A****Antenna B****Antenna C**

Peak Output Power, 5775 MHz, HT/VHT80 Beam Forming, M16 to M23, M0.3 to M9.3**Antenna A****Antenna B****Antenna C**

Peak Output Power, 5775 MHz, HT/VHT80 Beam Forming, M0 to M7, M0.1 to M9.1**Antenna A****Antenna B****Antenna C****Antenna D**

Peak Output Power, 5775 MHz, HT/VHT80 Beam Forming, M8 to M15, M0.2 to M9.2**Antenna A****Antenna B****Antenna C****Antenna D**

Peak Output Power, 5775 MHz, HT/VHT80 Beam Forming, M16 to M23, M0.3 to M9.3**Antenna A****Antenna B****Antenna C****Antenna D**

Peak Output Power, 5775 MHz, HT/VHT80 STBC, M0 to M7, M0.1 to M9.1**Antenna A****Antenna B**

Peak Output Power, 5775 MHz, HT/VHT80 STBC, M0 to M7, M0.1 to M9.1



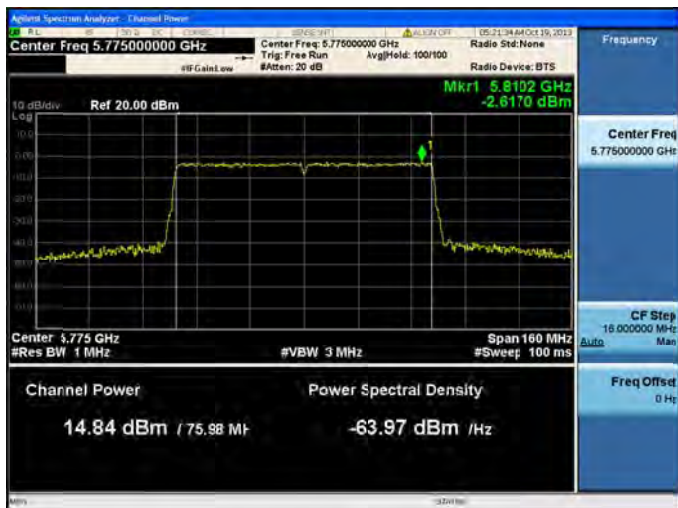
Antenna A



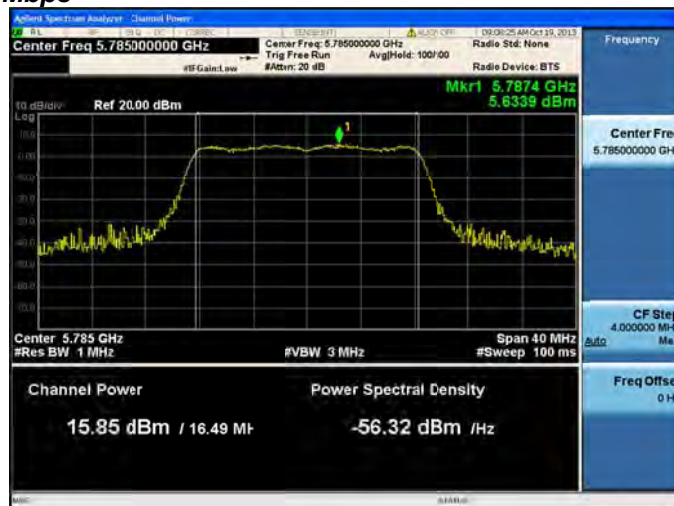
Antenna B

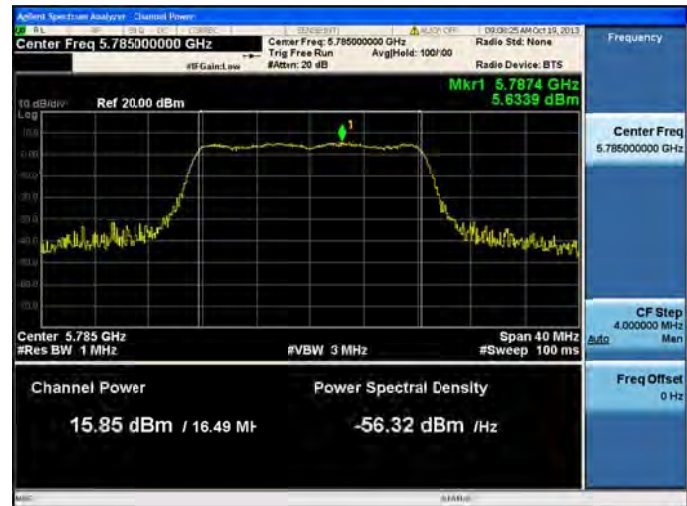
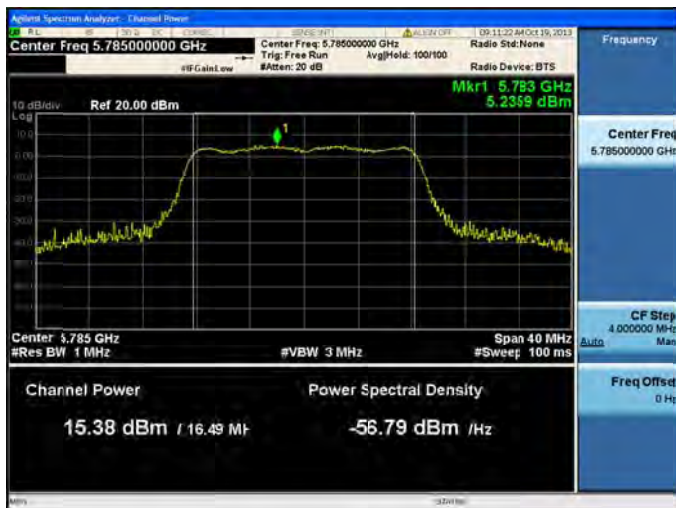


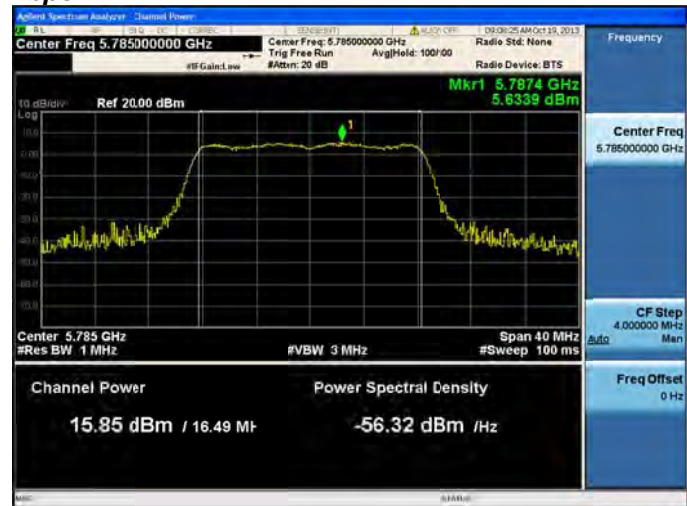
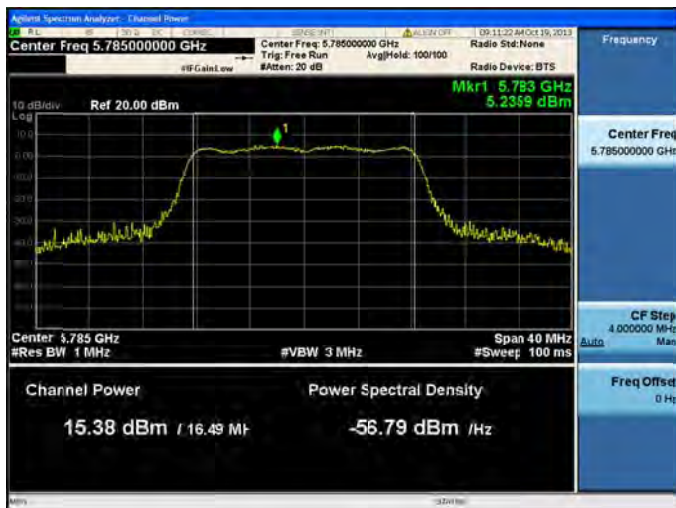
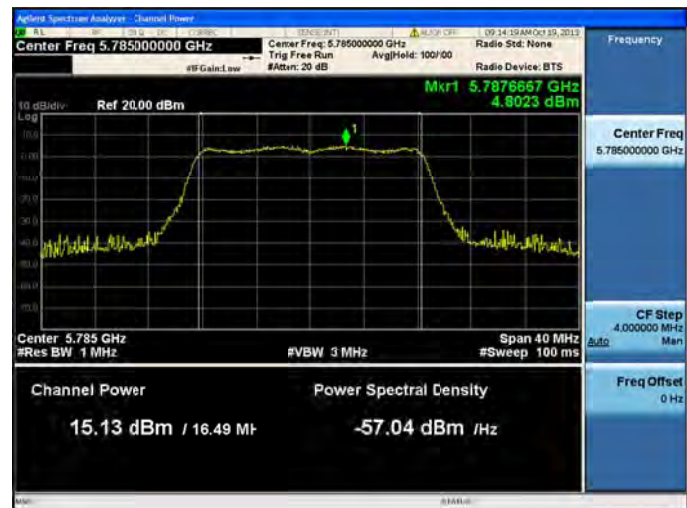
Antenna C

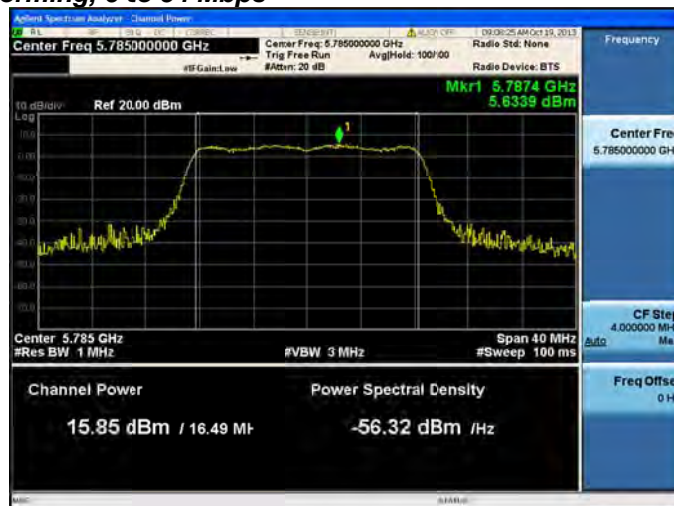
Peak Output Power, 5775 MHz, HT/VHT80 STBC, M0 to M7, M0.1 to M9.1**Antenna A****Antenna B****Antenna C****Antenna D**

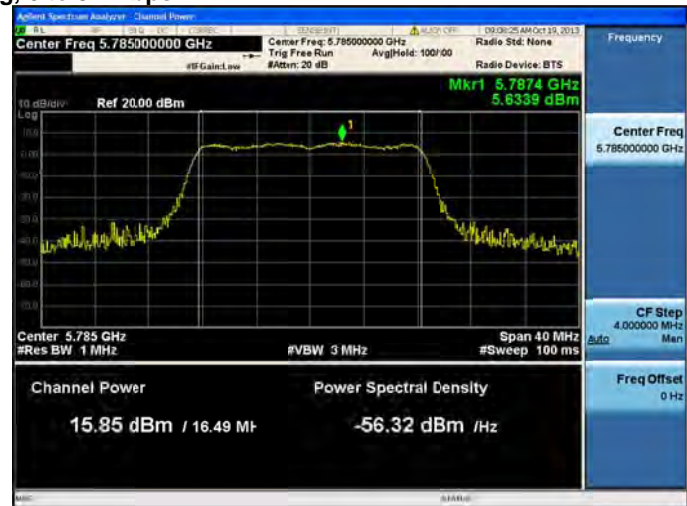
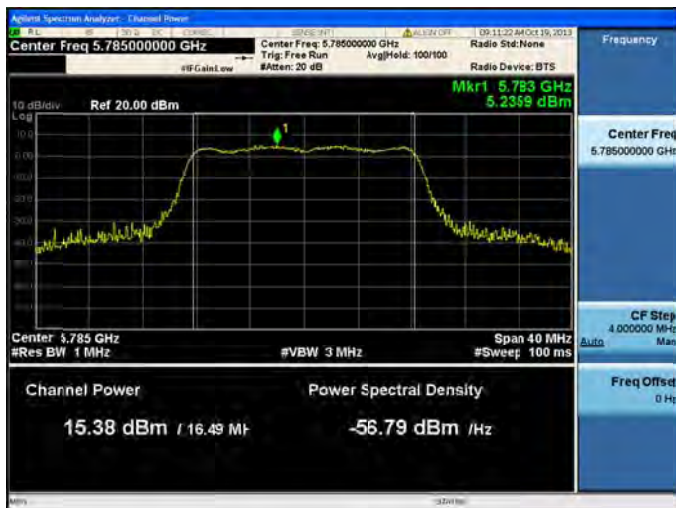
Peak Output Power, 5785 MHz, Non HT/VHT20, 6 to 54 Mbps**Antenna A**

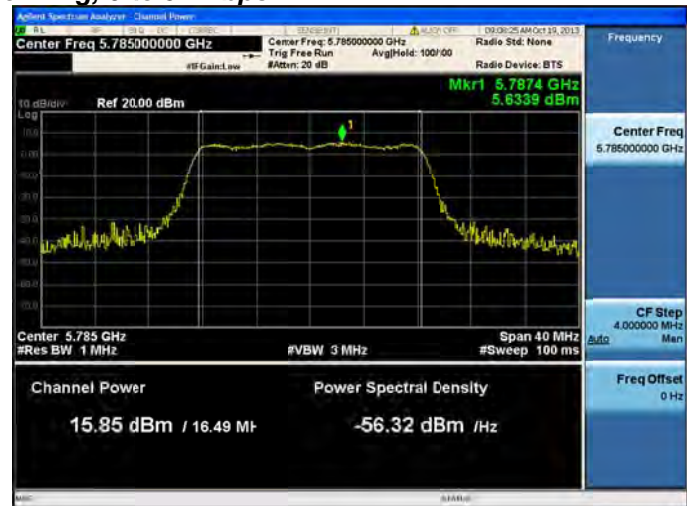
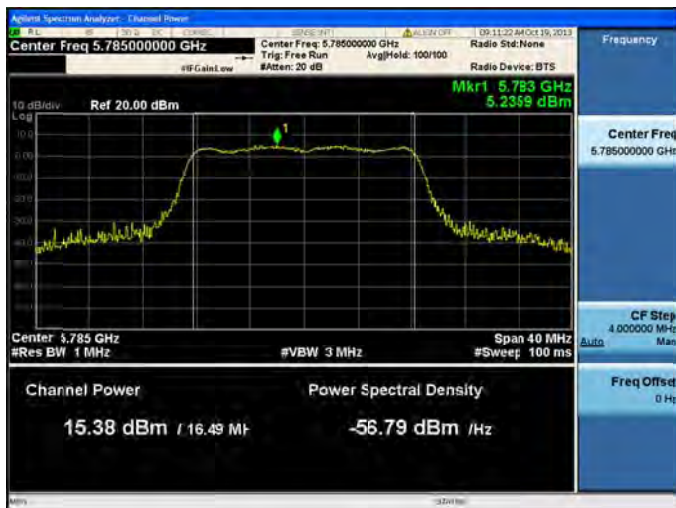
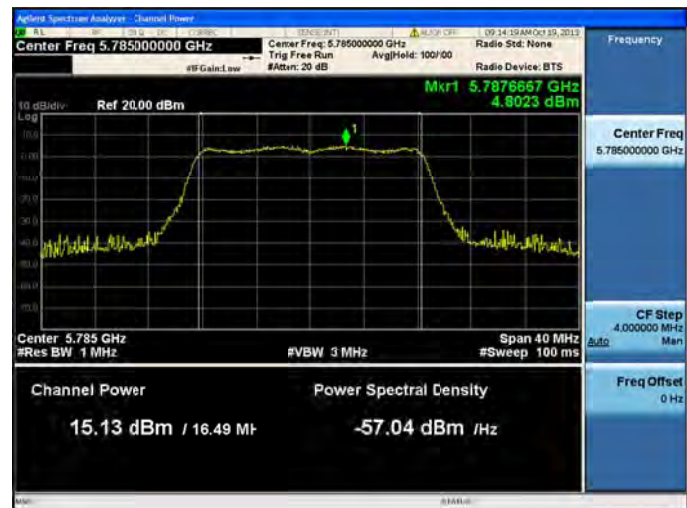
Peak Output Power, 5785 MHz, Non HT/VHT20, 6 to 54 Mbps**Antenna A****Antenna B**

Peak Output Power, 5785 MHz, Non HT/VHT20, 6 to 54 Mbps**Antenna A****Antenna B****Antenna C**

Peak Output Power, 5785 MHz, Non HT/VHT20, 6 to 54 Mbps**Antenna A****Antenna B****Antenna C****Antenna D**

Peak Output Power, 5785 MHz, Non HT/VHT20 Beam Forming, 6 to 54 Mbps**Antenna A****Antenna B**

Peak Output Power, 5785 MHz, Non HT/VHT20 Beam Forming, 6 to 54 Mbps**Antenna A****Antenna B****Antenna C**

Peak Output Power, 5785 MHz, Non HT/VHT20 Beam Forming, 6 to 54 Mbps**Antenna A****Antenna B****Antenna C****Antenna D**

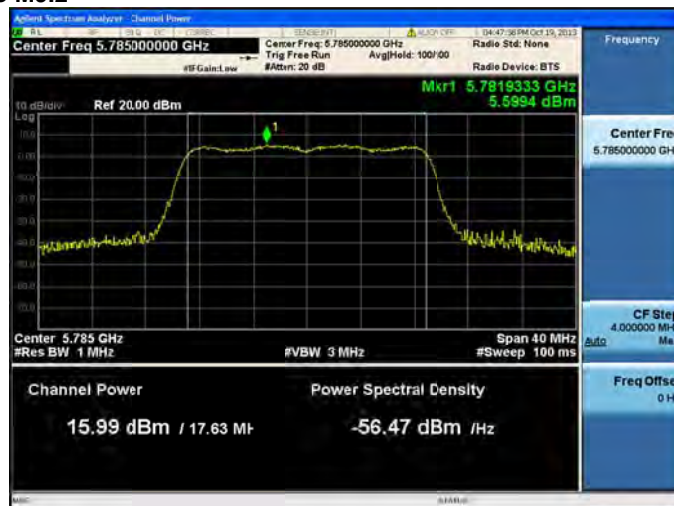
Peak Output Power, 5785 MHz, HT/VHT20, M0 to M7, M0.1 to M9.1**Antenna A**

Peak Output Power, 5785 MHz, HT/VHT20, M0 to M7, M0.1 to M9.1**Antenna A****Antenna B**

Peak Output Power, 5785 MHz, HT/VHT20, M8 to M15, M0.2 to M9.2

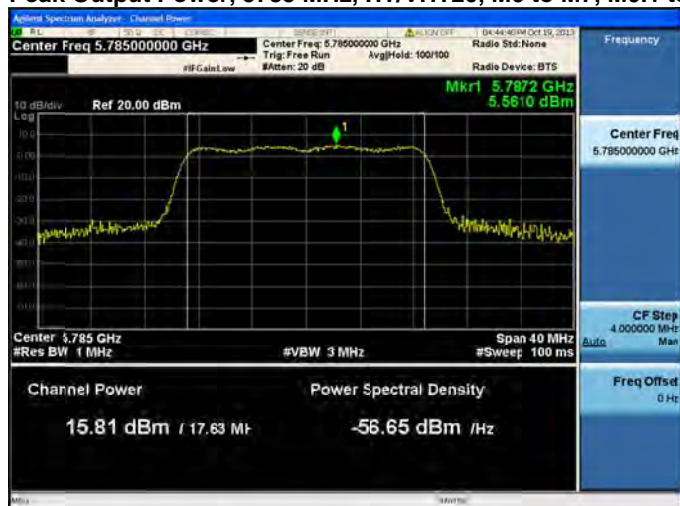


Antenna A



Antenna B

Peak Output Power, 5785 MHz, HT/VHT20, M0 to M7, M0.1 to M9.1



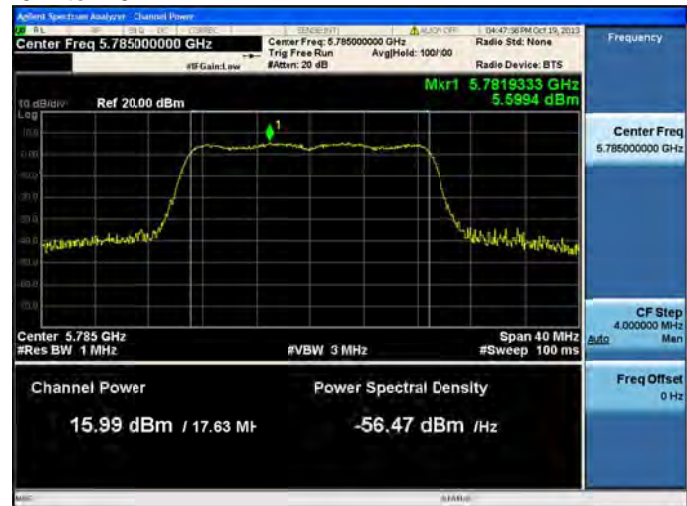
Antenna A

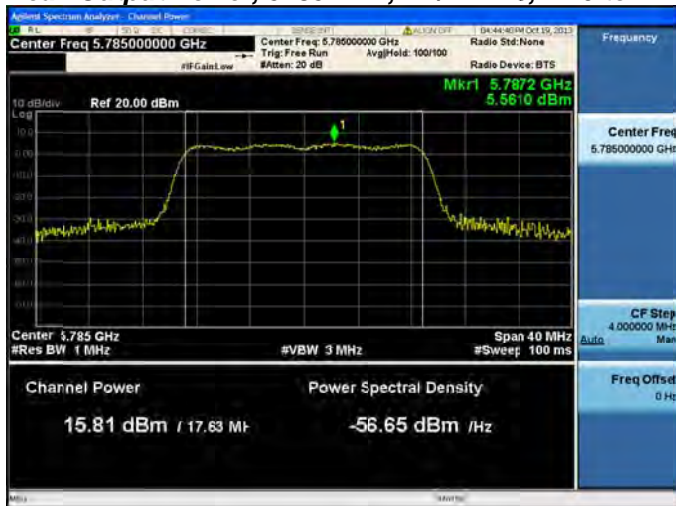
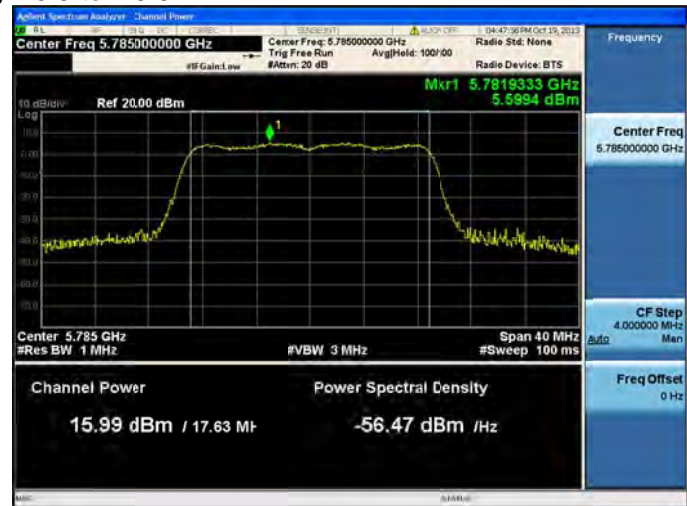


Antenna B

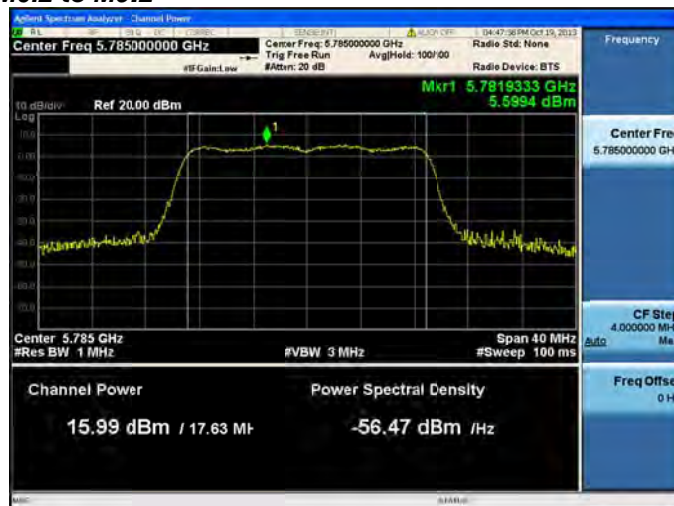


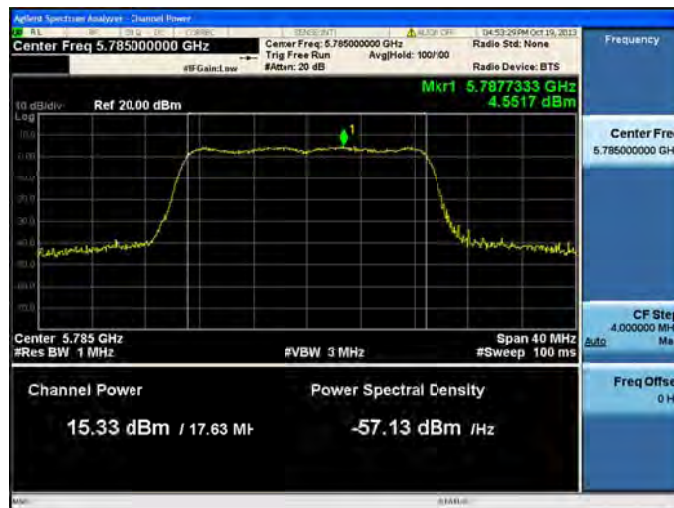
Antenna C

Peak Output Power, 5785 MHz, HT/VHT20, M8 to M15, M0.2 to M9.2**Antenna A****Antenna B****Antenna C**

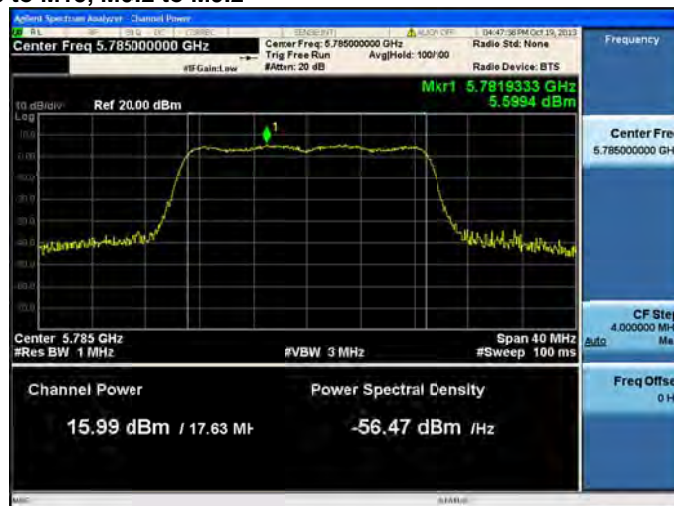
Peak Output Power, 5785 MHz, HT/VHT20, M16 to M23, M0.3 to M9.3**Antenna A****Antenna B****Antenna C**

Peak Output Power, 5785 MHz, HT/VHT20, M0 to M7, M0.1 to M9.1**Antenna A****Antenna B****Antenna C****Antenna D**

Peak Output Power, 5785 MHz, HT/VHT20, M8 to M15, M0.2 to M9.2**Antenna A****Antenna B****Antenna C****Antenna D**

Peak Output Power, 5785 MHz, HT/VHT20, M16 to M23, M0.3 to M9.3**Antenna A****Antenna B****Antenna C****Antenna D**

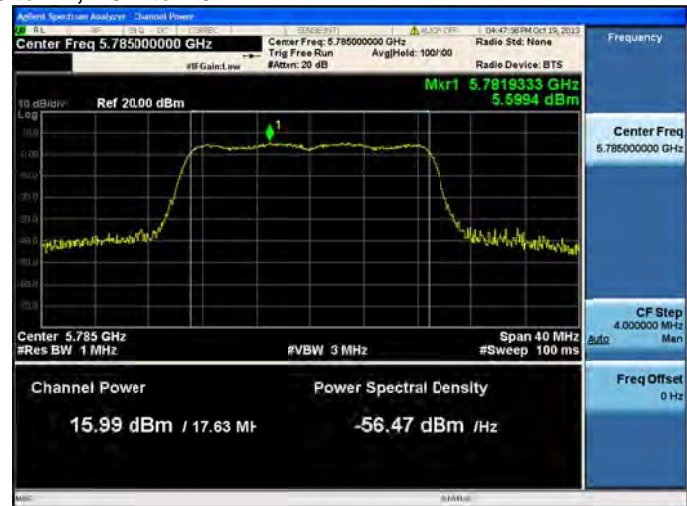
Peak Output Power, 5785 MHz, HT/VHT20 Beam Forming, M0 to M7, M0.1 to M9.1**Antenna A****Antenna B**

Peak Output Power, 5785 MHz, HT/VHT20 Beam Forming, M8 to M15, M0.2 to M9.2**Antenna A****Antenna B**

Peak Output Power, 5785 MHz, HT/VHT20 Beam Forming, M0 to M7, M0.1 to M9.1



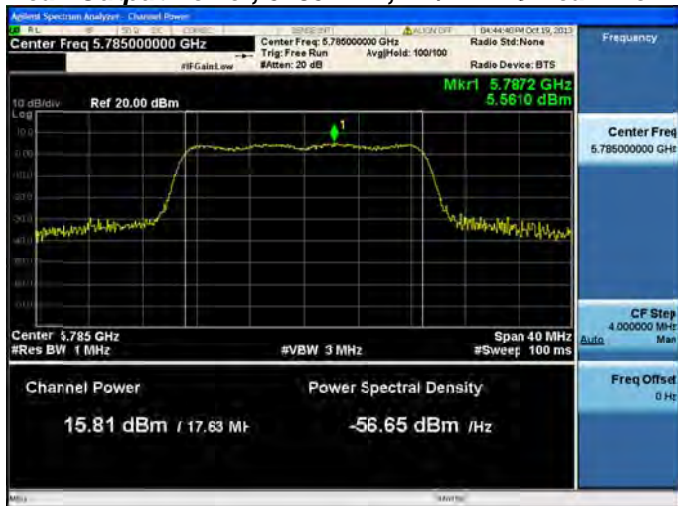
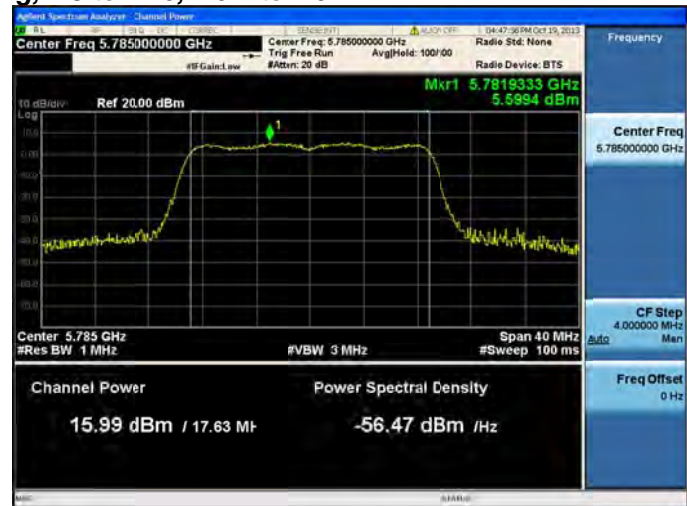
Antenna A

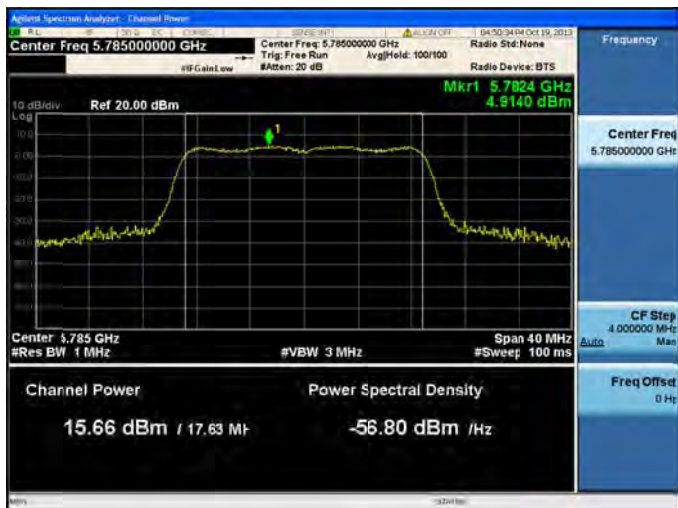


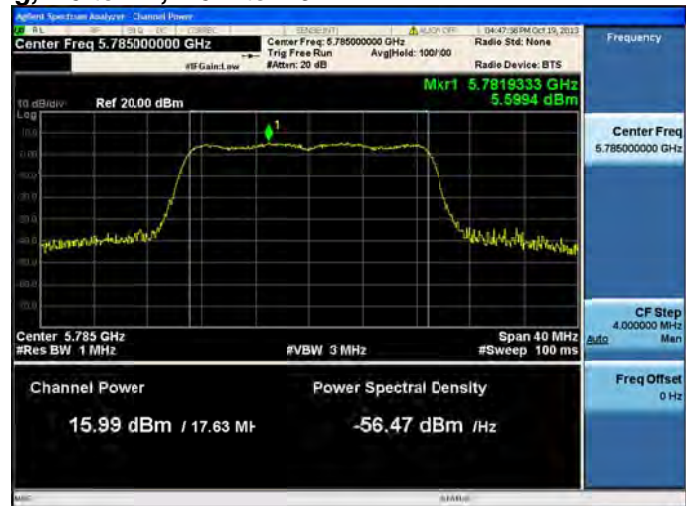
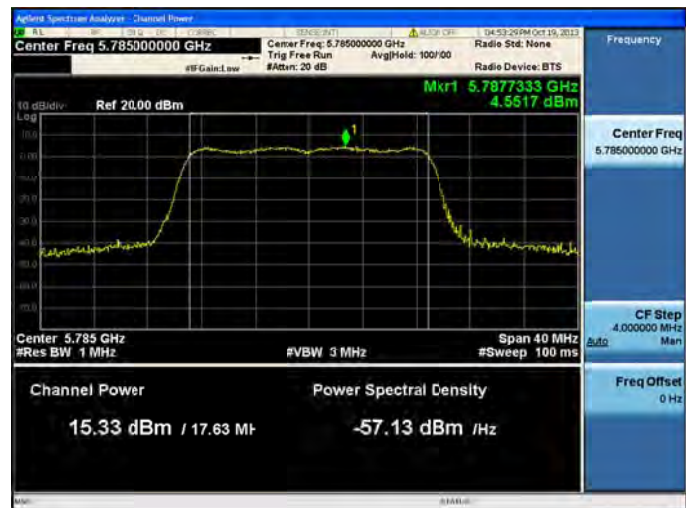
Antenna B

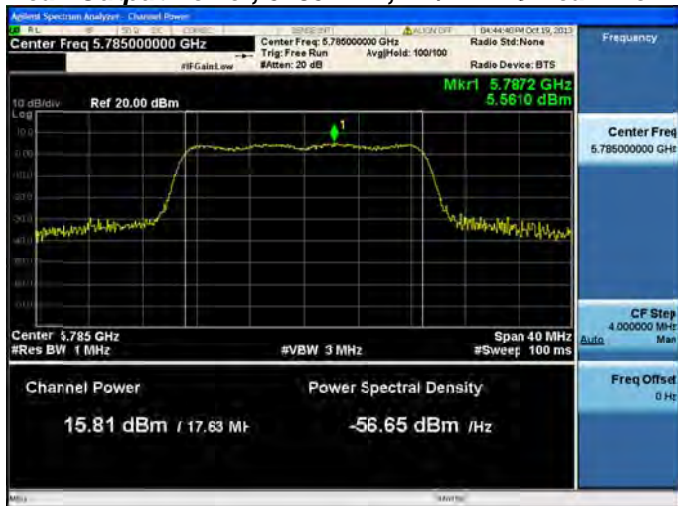
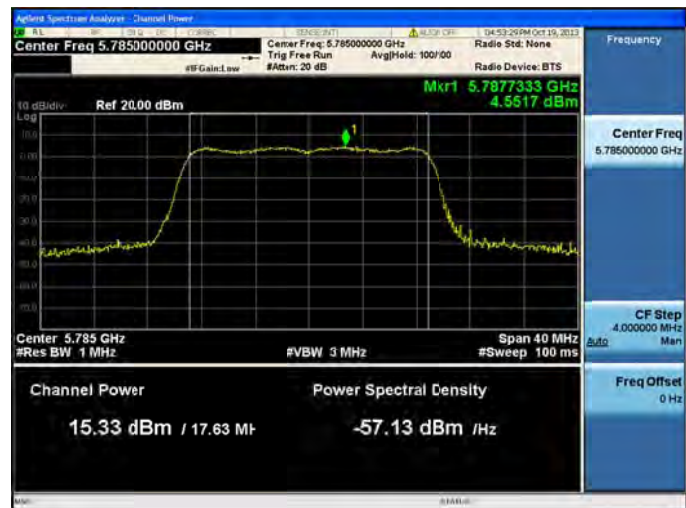


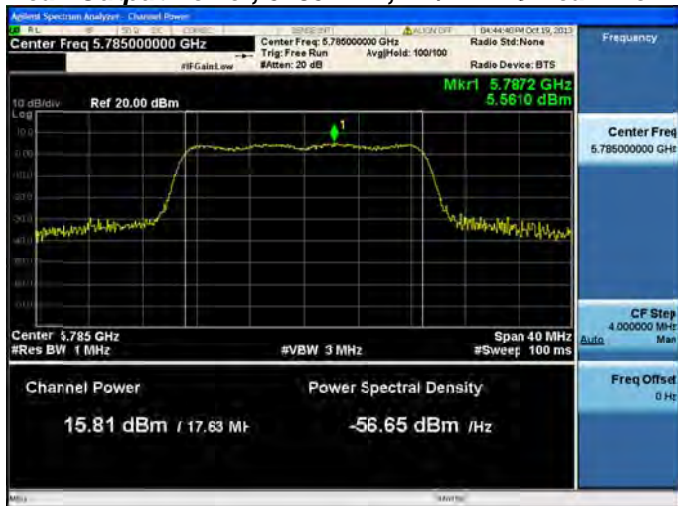
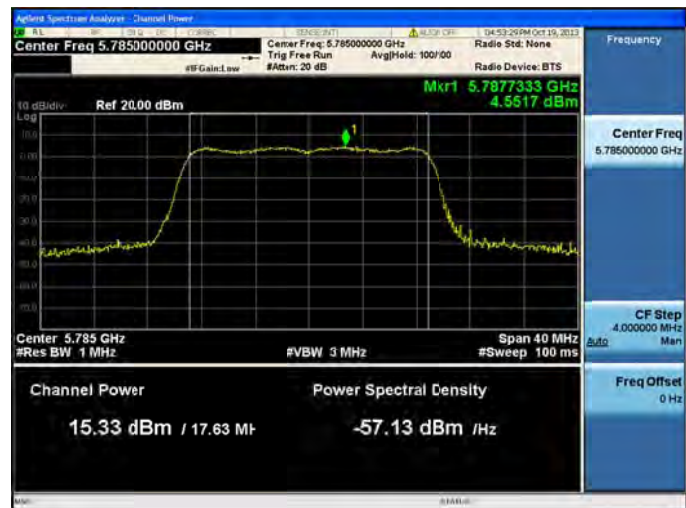
Antenna C

Peak Output Power, 5785 MHz, HT/VHT20 Beam Forming, M8 to M15, M0.2 to M9.2**Antenna A****Antenna B****Antenna C**

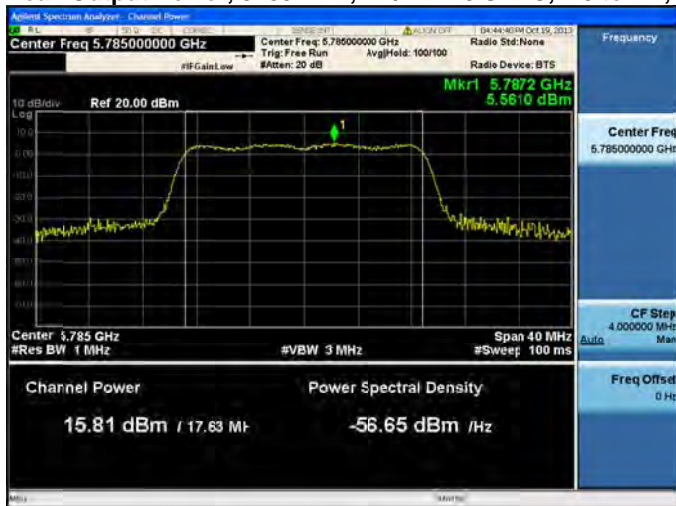
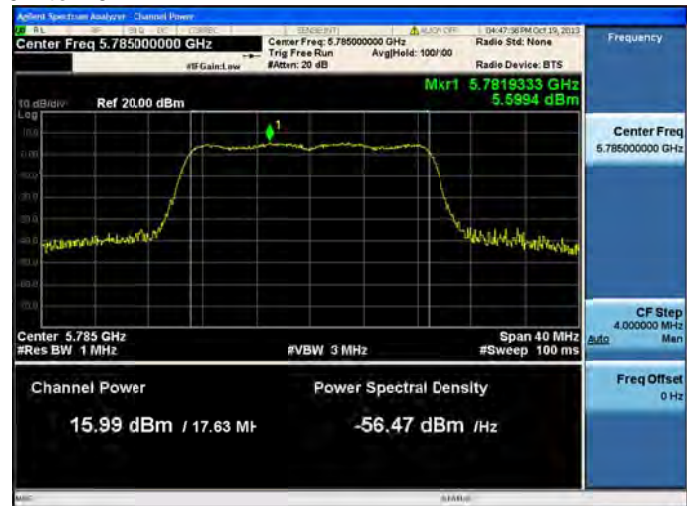
Peak Output Power, 5785 MHz, HT/VHT20 Beam Forming, M16 to M23, M0.3 to M9.3**Antenna A****Antenna B****Antenna C**

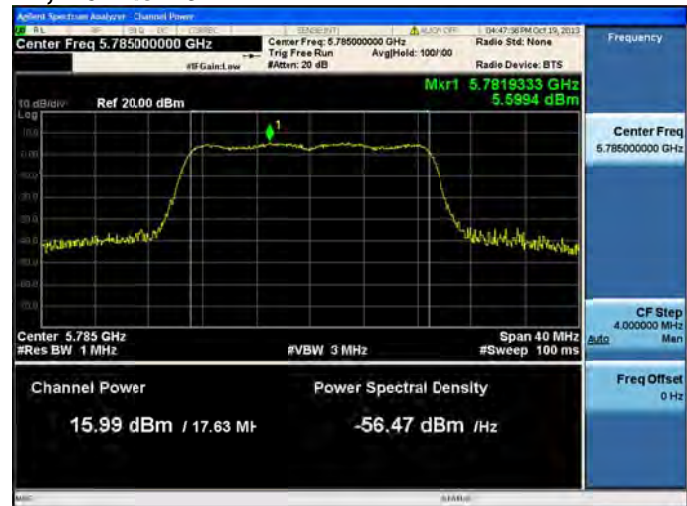
Peak Output Power, 5785 MHz, HT/VHT20 Beam Forming, M0 to M7, M0.1 to M9.1**Antenna A****Antenna B****Antenna C****Antenna D**

Peak Output Power, 5785 MHz, HT/VHT20 Beam Forming, M8 to M15, M0.2 to M9.2**Antenna A****Antenna B****Antenna C****Antenna D**

Peak Output Power, 5785 MHz, HT/VHT20 Beam Forming, M16 to M23, M0.3 to M9.3**Antenna A****Antenna B****Antenna C****Antenna D**

Peak Output Power, 5785 MHz, HT/VHT20 STBC, M0 to M7, M0.1 to M9.1**Antenna A****Antenna B**

Peak Output Power, 5785 MHz, HT/VHT20 STBC, M0 to M7, M0.1 to M9.1**Antenna A****Antenna B****Antenna C**

Peak Output Power, 5785 MHz, HT/VHT20 STBC, M0 to M7, M0.1 to M9.1**Antenna A****Antenna B****Antenna C****Antenna D**

Peak Output Power, 5795 MHz, Non HT/VHT40, 6 to 54 Mbps**Antenna A**

Peak Output Power, 5795 MHz, Non HT/VHT40, 6 to 54 Mbps**Antenna A****Antenna B**

Peak Output Power, 5795 MHz, Non HT/VHT40, 6 to 54 Mbps



Antenna A

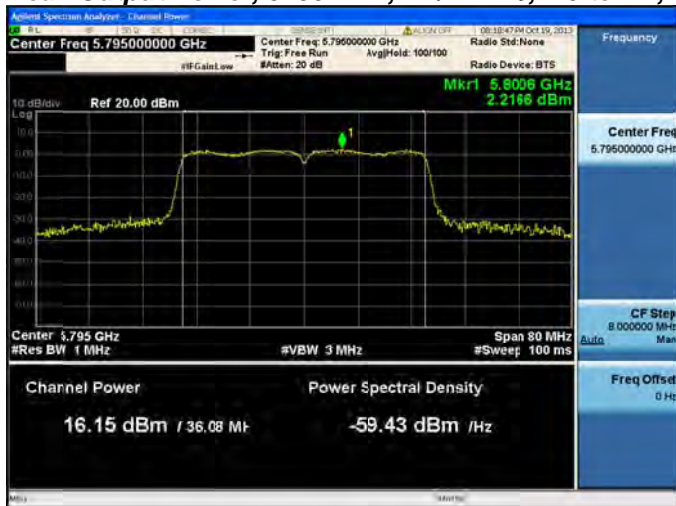


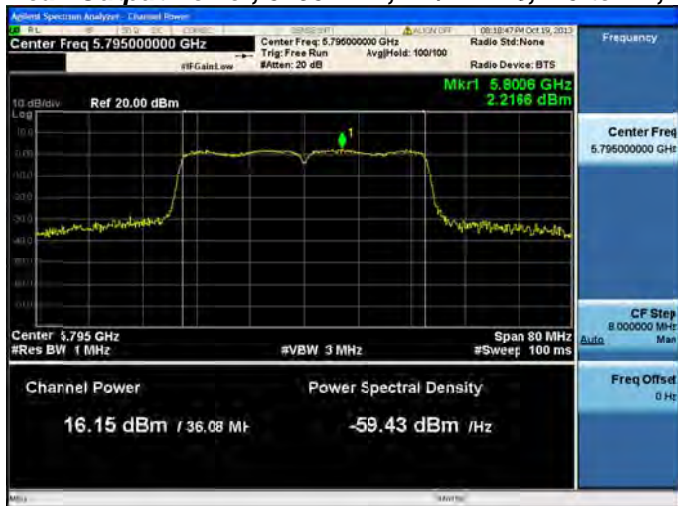
Antenna B



Antenna C

Peak Output Power, 5795 MHz, Non HT/VHT40, 6 to 54 Mbps**Antenna A****Antenna B****Antenna C****Antenna D**

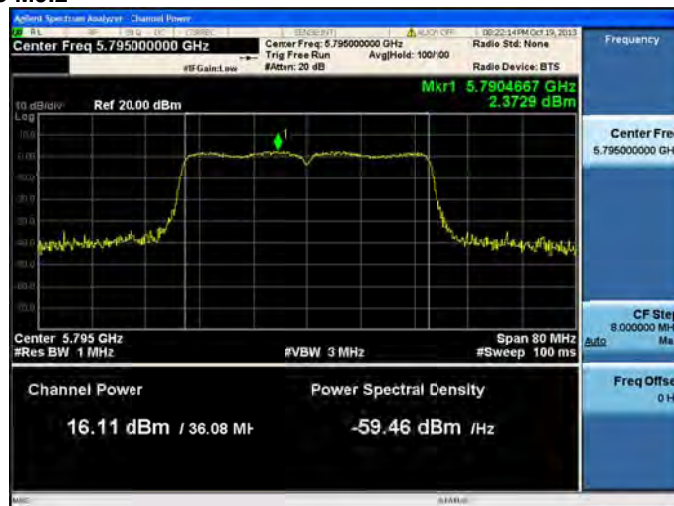
Peak Output Power, 5795 MHz, HT/VHT40, M0 to M7, M0.1 to M9.1**Antenna A**

**Peak Output Power, 5795 MHz, HT/VHT40, M0 to M7, M0.1 to M9.1****Antenna A****Antenna B**

Peak Output Power, 5795 MHz, HT/VHT40, M8 to M15, M0.2 to M9.2

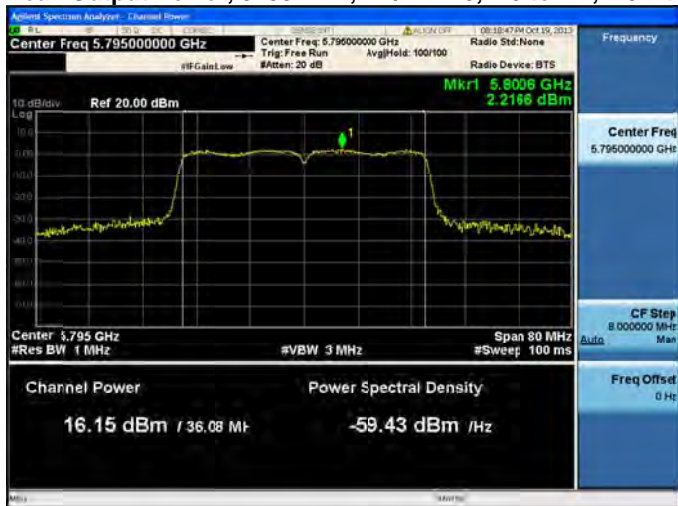


Antenna A

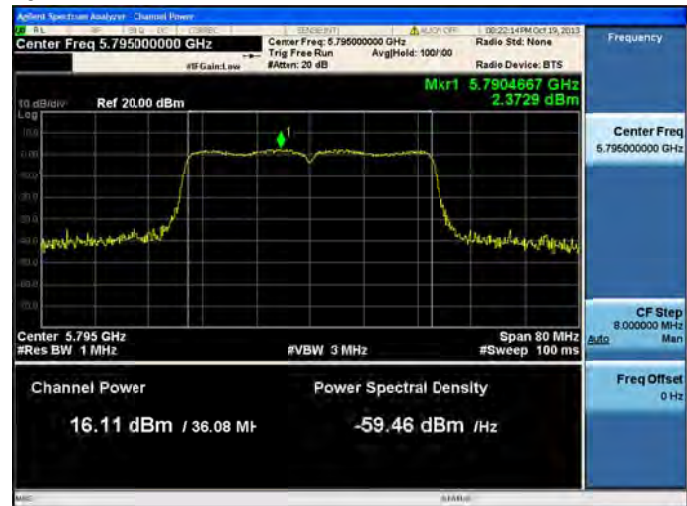


Antenna B

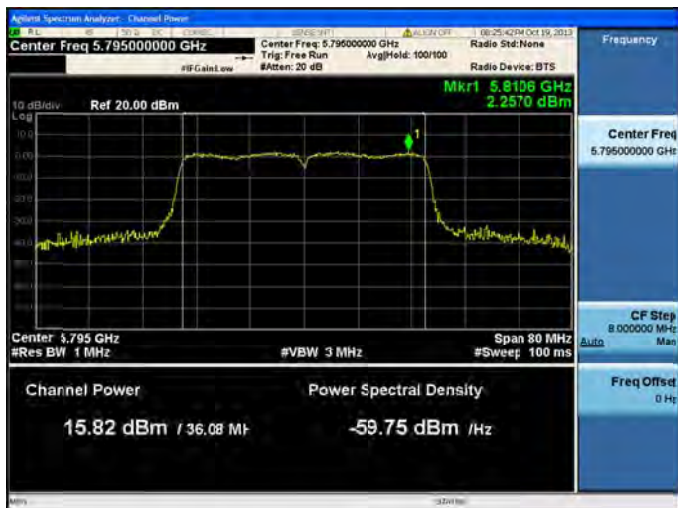
Peak Output Power, 5795 MHz, HT/VHT40, M0 to M7, M0.1 to M9.1



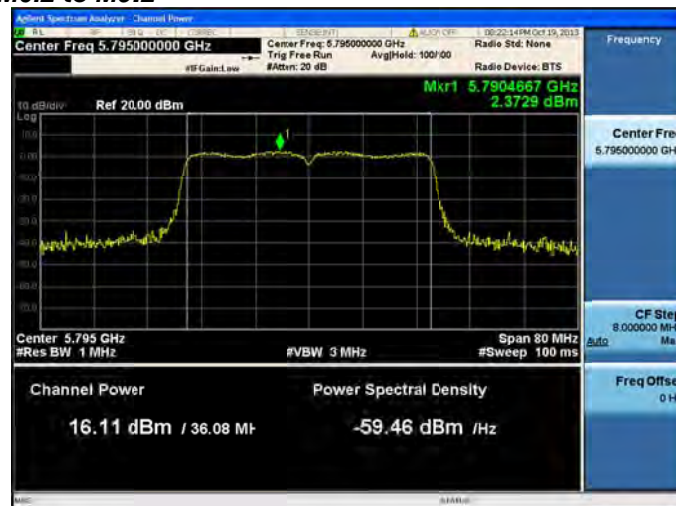
Antenna A

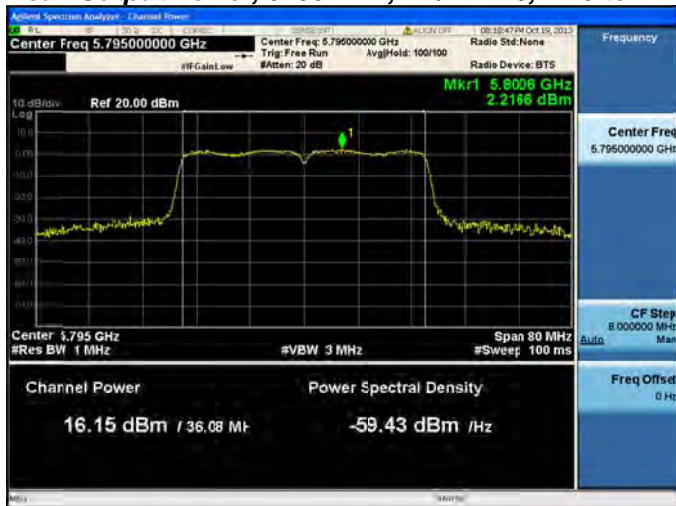
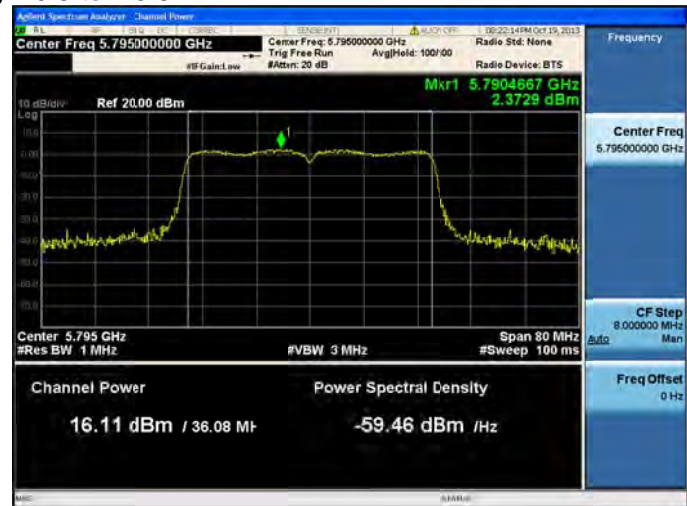
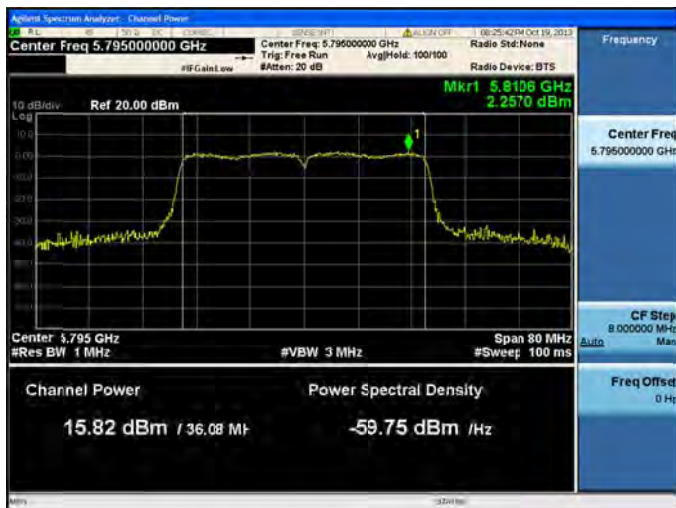


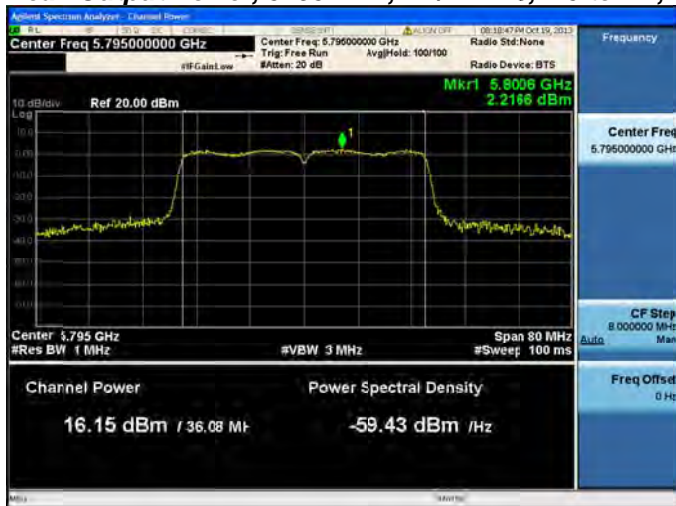
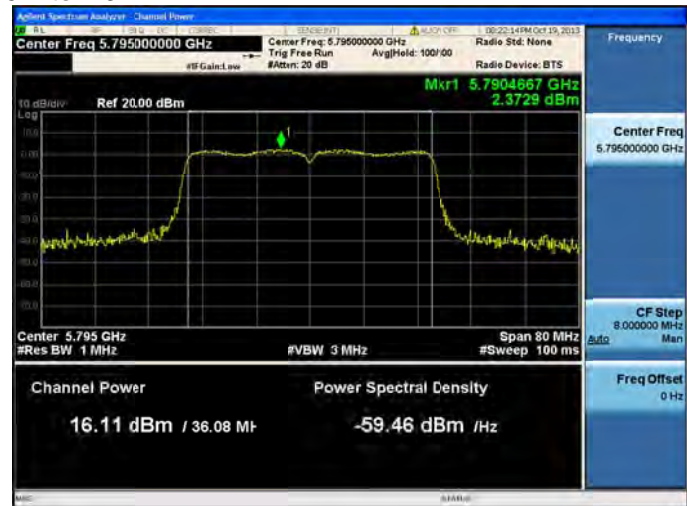
Antenna B

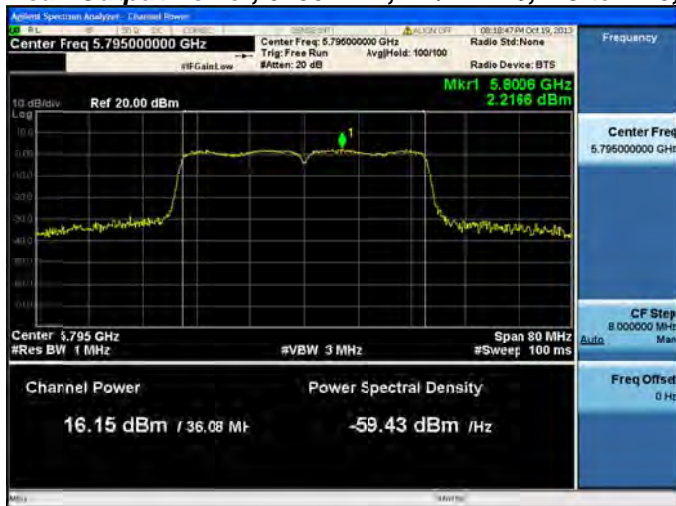
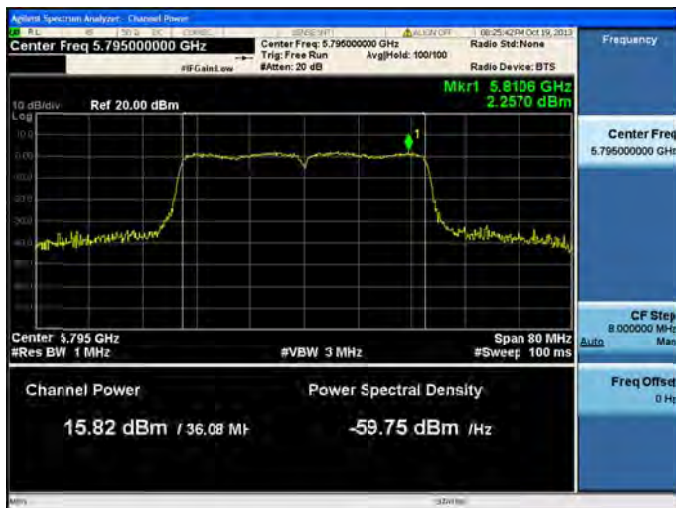
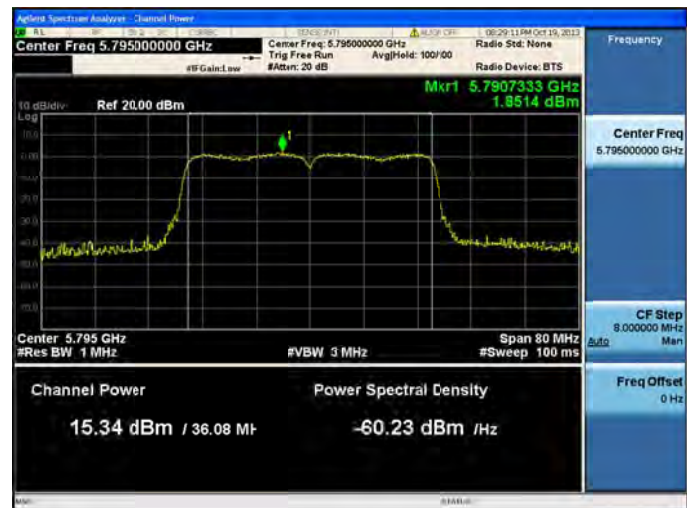


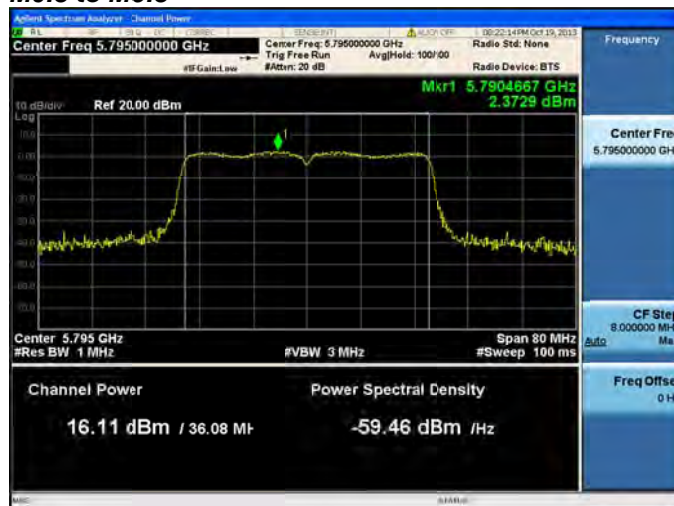
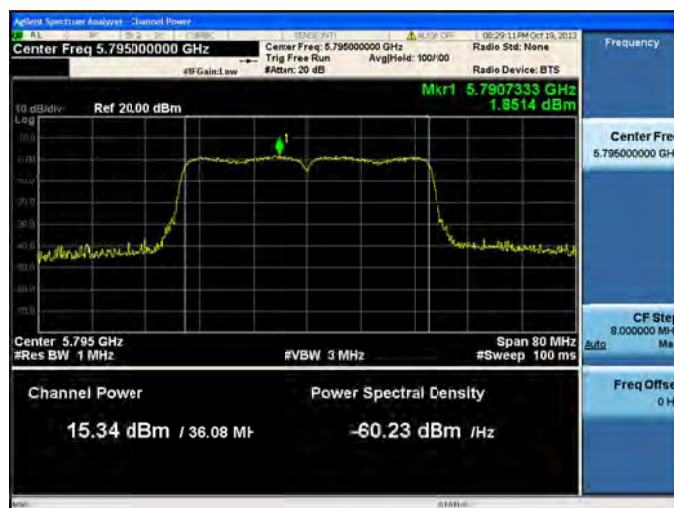
Antenna C

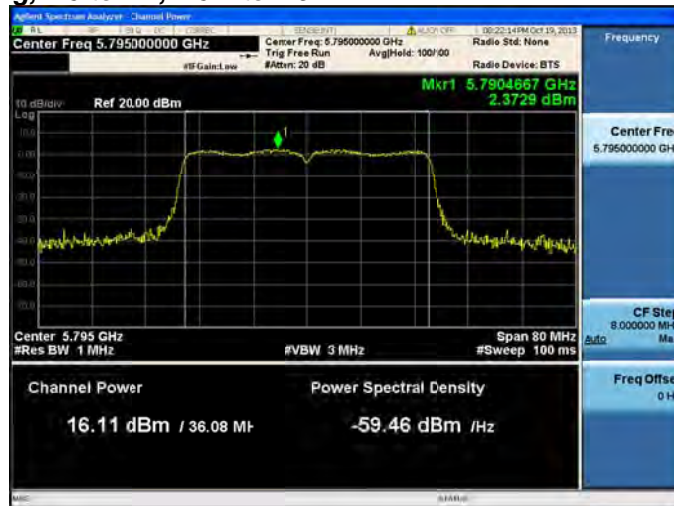
Peak Output Power, 5795 MHz, HT/VHT40, M8 to M15, M0.2 to M9.2**Antenna A****Antenna B****Antenna C**

Peak Output Power, 5795 MHz, HT/VHT40, M16 to M23, M0.3 to M9.3**Antenna A****Antenna B****Antenna C**

Peak Output Power, 5795 MHz, HT/VHT40, M0 to M7, M0.1 to M9.1**Antenna A****Antenna B****Antenna C****Antenna D**

Peak Output Power, 5795 MHz, HT/VHT40, M8 to M15, M0.2 to M9.2**Antenna A****Antenna B****Antenna C****Antenna D**

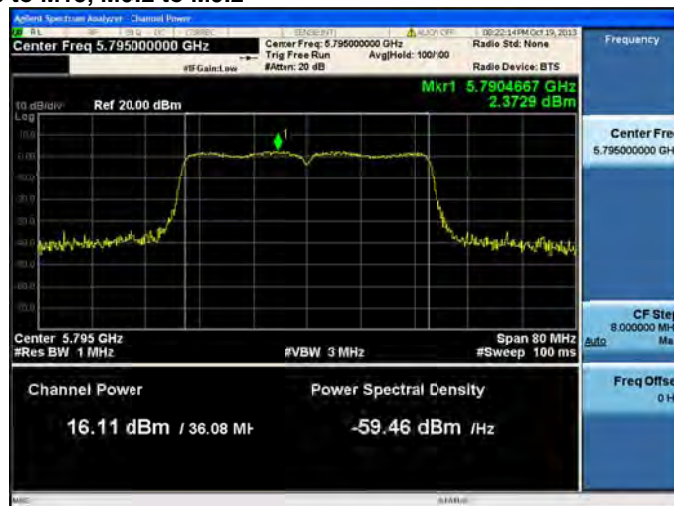
Peak Output Power, 5795 MHz, HT/VHT40, M16 to M23, M0.3 to M9.3**Antenna A****Antenna B****Antenna C****Antenna D**

Peak Output Power, 5795 MHz, HT/VHT40 Beam Forming, M0 to M7, M0.1 to M9.1**Antenna A****Antenna B**

Peak Output Power, 5795 MHz, HT/VHT40 Beam Forming, M8 to M15, M0.2 to M9.2



Antenna A

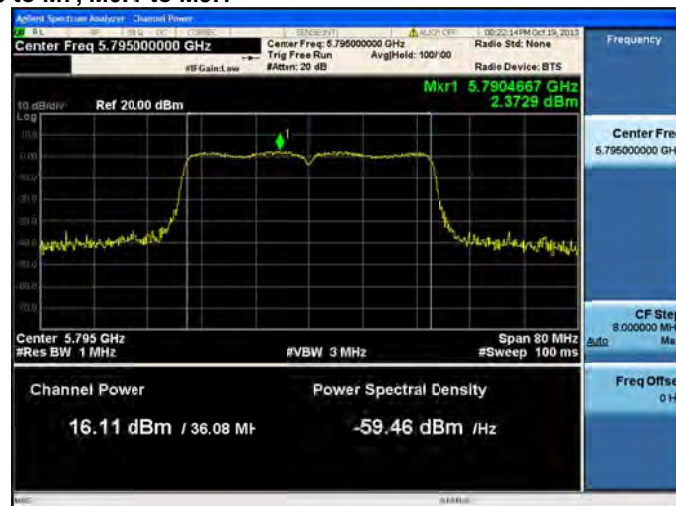


Antenna B

Peak Output Power, 5795 MHz, HT/VHT40 Beam Forming, M0 to M7, M0.1 to M9.1



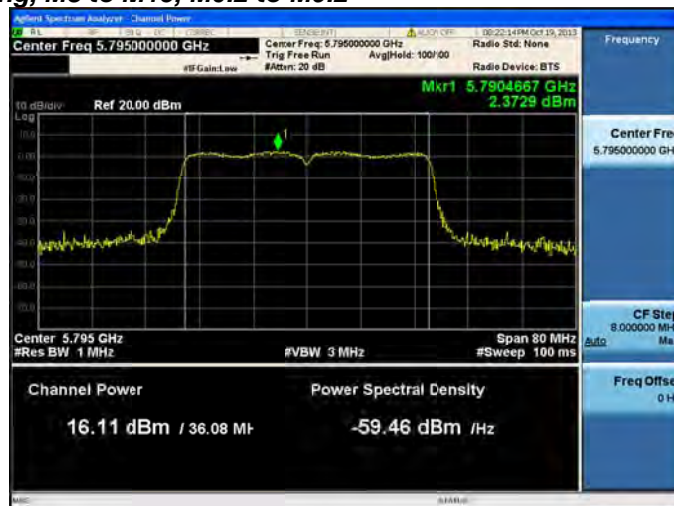
Antenna A

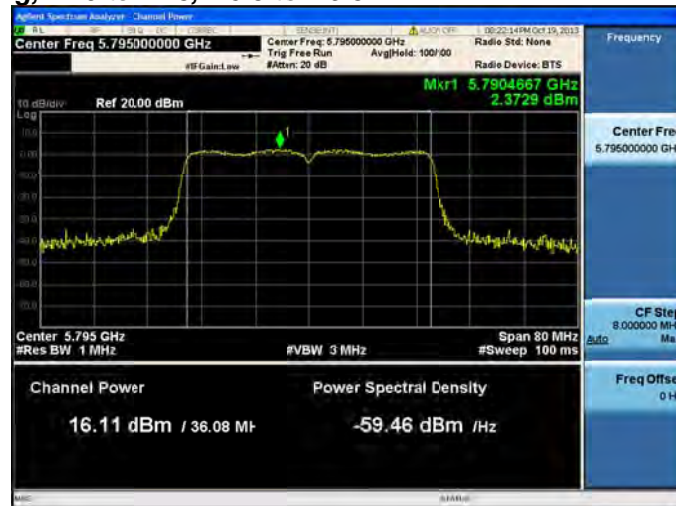


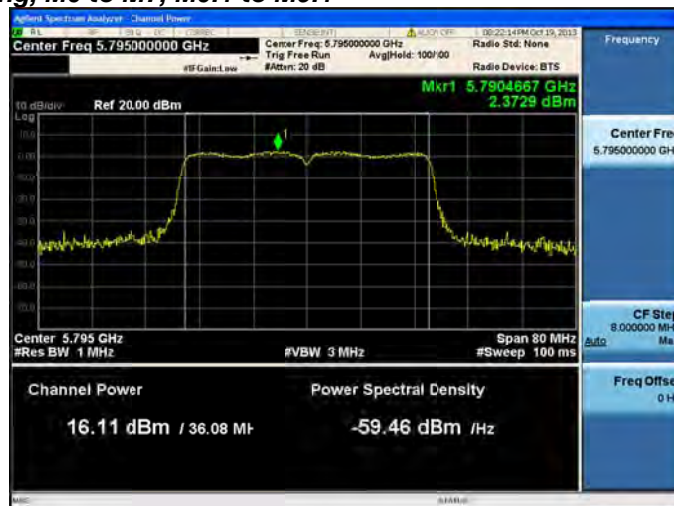
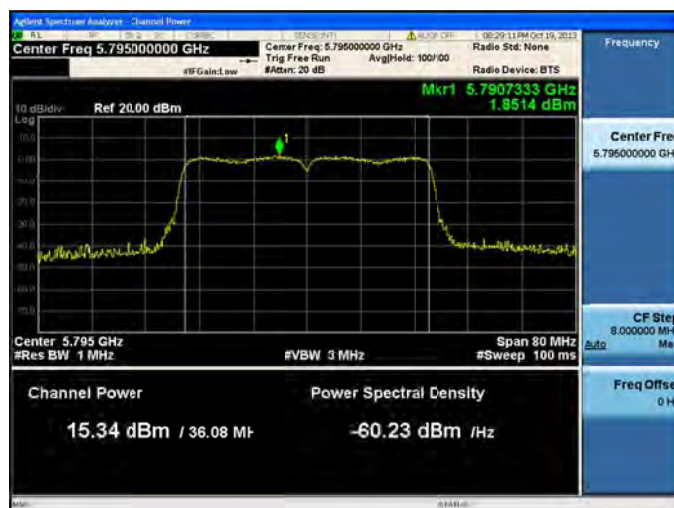
Antenna B

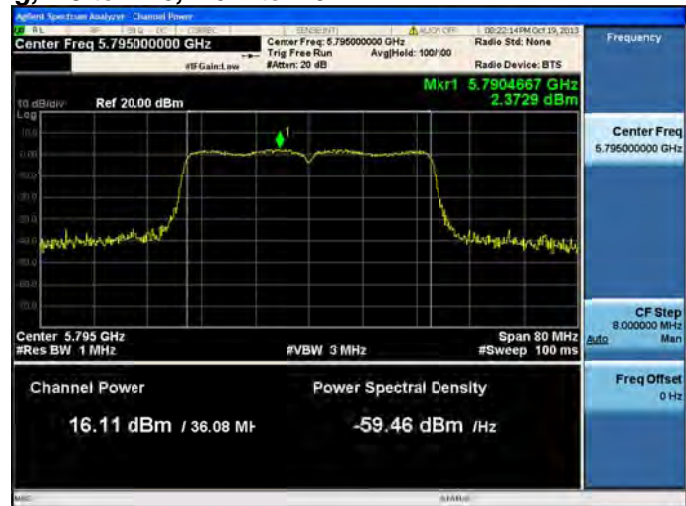
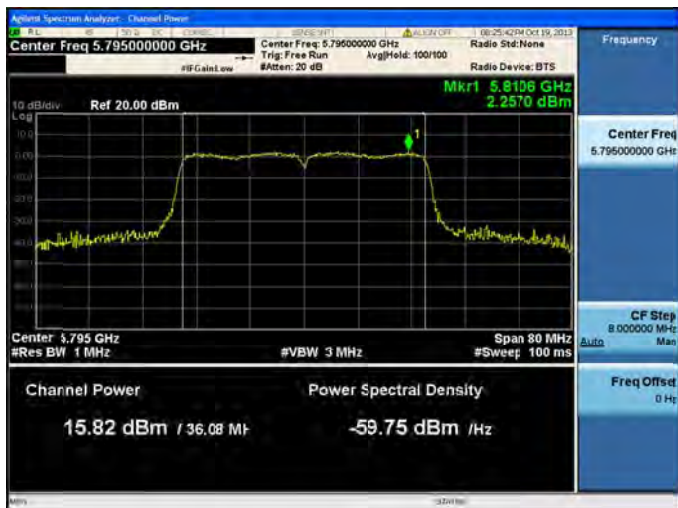
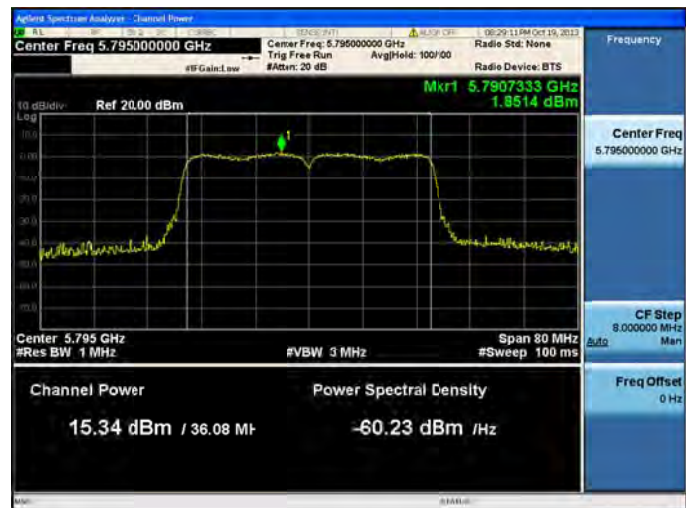


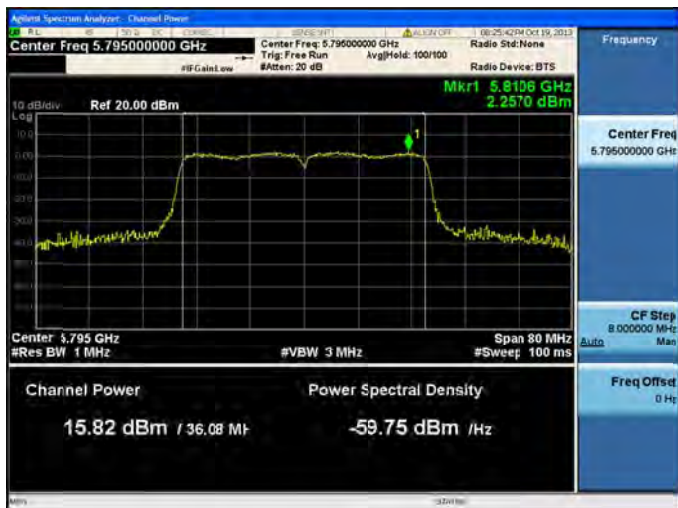
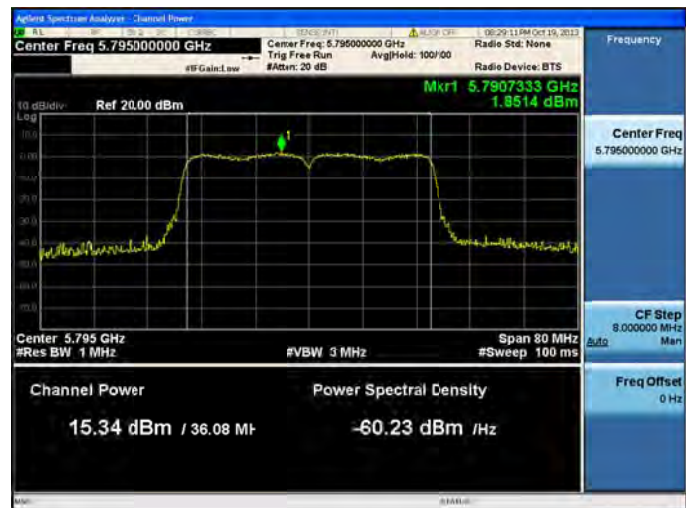
Antenna C

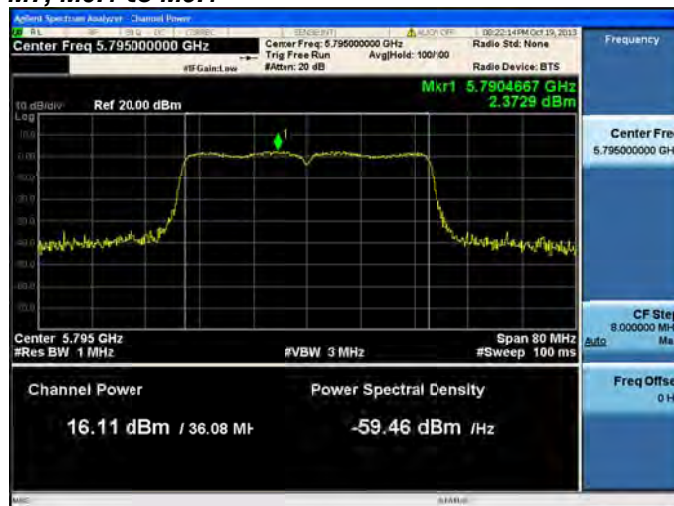
Peak Output Power, 5795 MHz, HT/VHT40 Beam Forming, M8 to M15, M0.2 to M9.2**Antenna A****Antenna B****Antenna C**

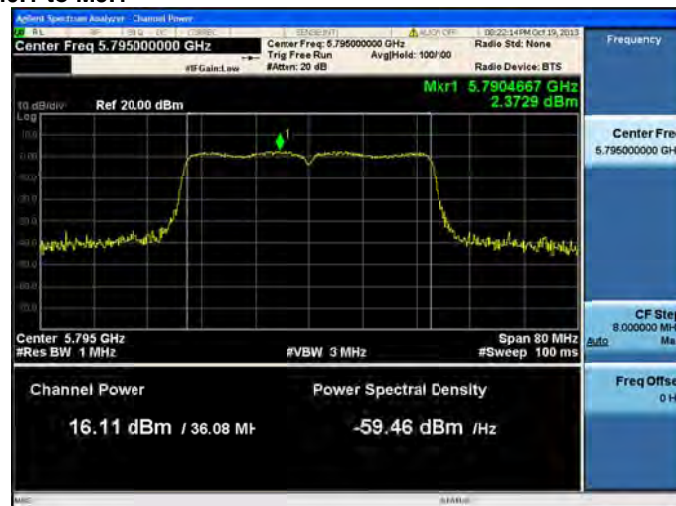
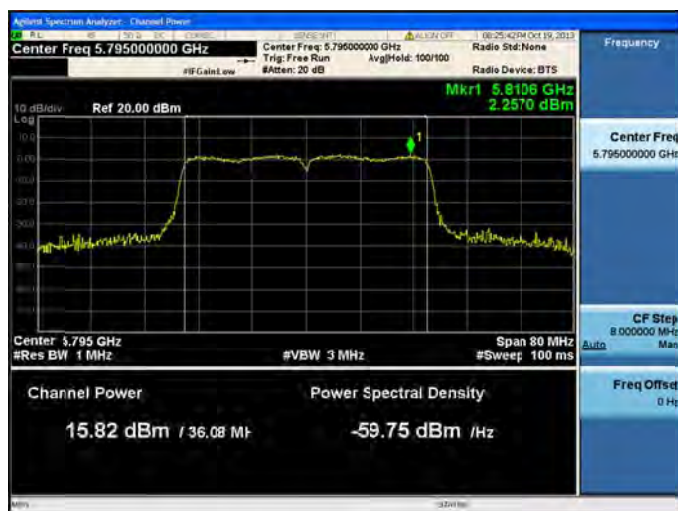
Peak Output Power, 5795 MHz, HT/VHT40 Beam Forming, M16 to M23, M0.3 to M9.3**Antenna A****Antenna B****Antenna C**

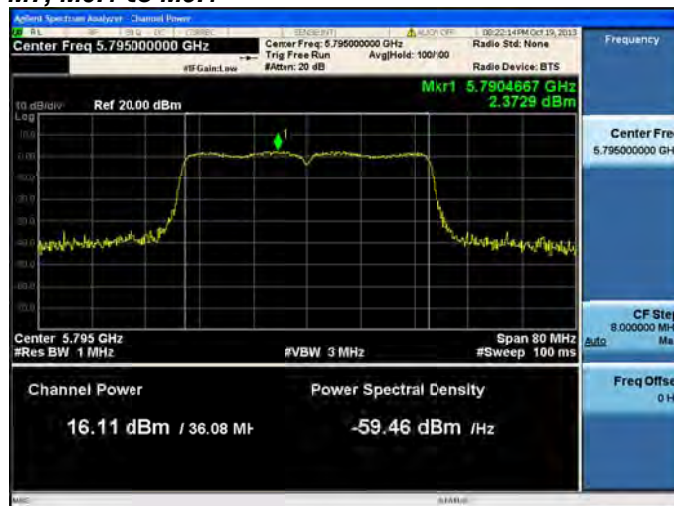
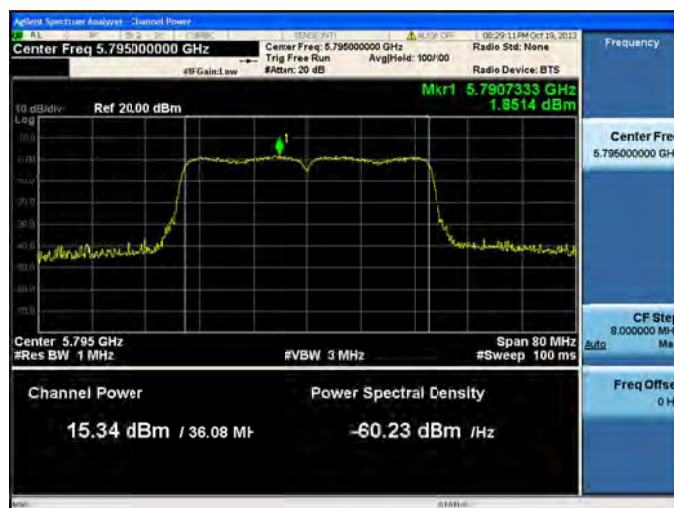
Peak Output Power, 5795 MHz, HT/VHT40 Beam Forming, M0 to M7, M0.1 to M9.1**Antenna A****Antenna B****Antenna C****Antenna D**

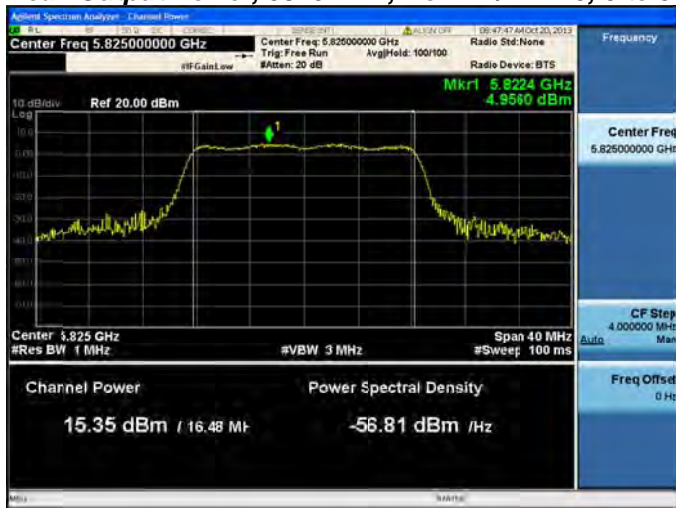
Peak Output Power, 5795 MHz, HT/VHT40 Beam Forming, M8 to M15, M0.2 to M9.2**Antenna A****Antenna B****Antenna C****Antenna D**

Peak Output Power, 5795 MHz, HT/VHT40 Beam Forming, M16 to M23, M0.3 to M9.3**Antenna A****Antenna B****Antenna C****Antenna D**

Peak Output Power, 5795 MHz, HT/VHT40 STBC, M0 to M7, M0.1 to M9.1**Antenna A****Antenna B**

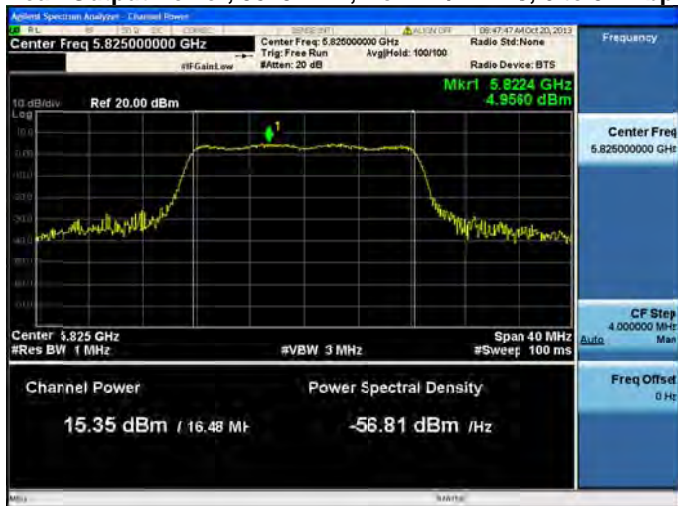
Peak Output Power, 5795 MHz, HT/VHT40 STBC, M0 to M7, M0.1 to M9.1**Antenna A****Antenna B****Antenna C**

Peak Output Power, 5795 MHz, HT/VHT40 STBC, M0 to M7, M0.1 to M9.1**Antenna A****Antenna B****Antenna C****Antenna D**

Peak Output Power, 5825 MHz, Non HT/VHT20, 6 to 54 Mbps**Antenna A**

Peak Output Power, 5825 MHz, Non HT/VHT20, 6 to 54 Mbps**Antenna A****Antenna B**

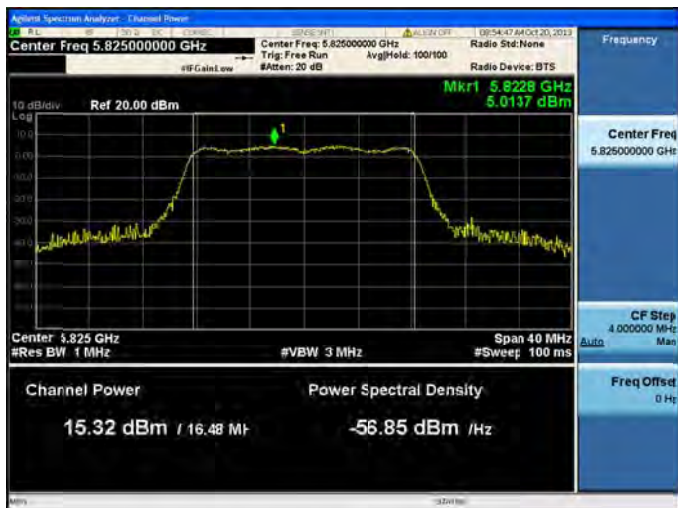
Peak Output Power, 5825 MHz, Non HT/VHT20, 6 to 54 Mbps



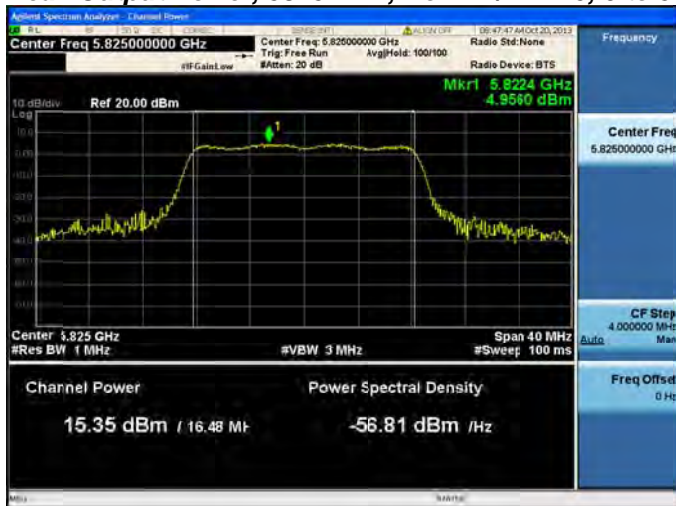
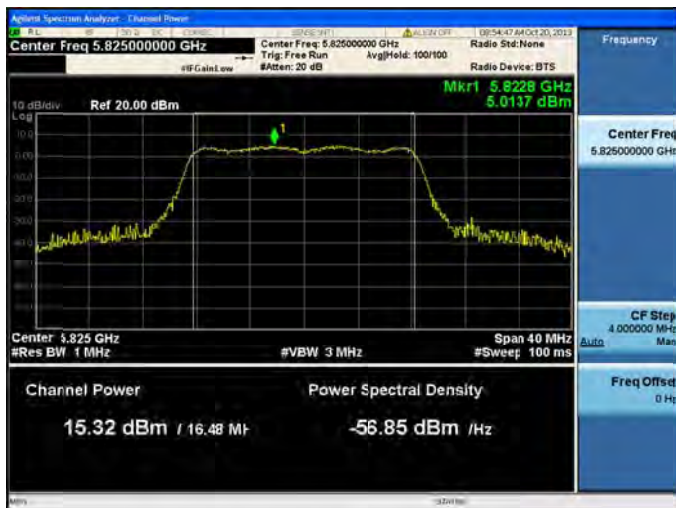
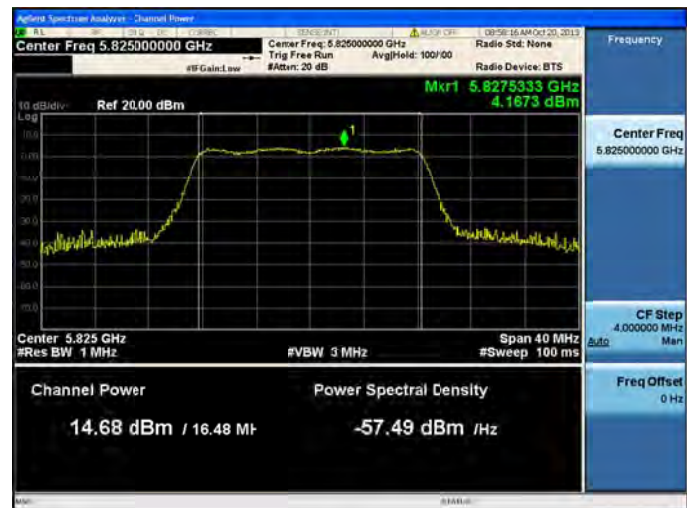
Antenna A

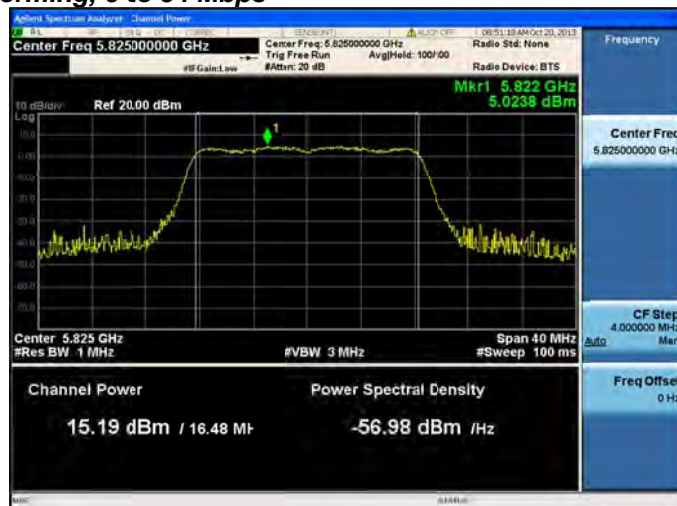


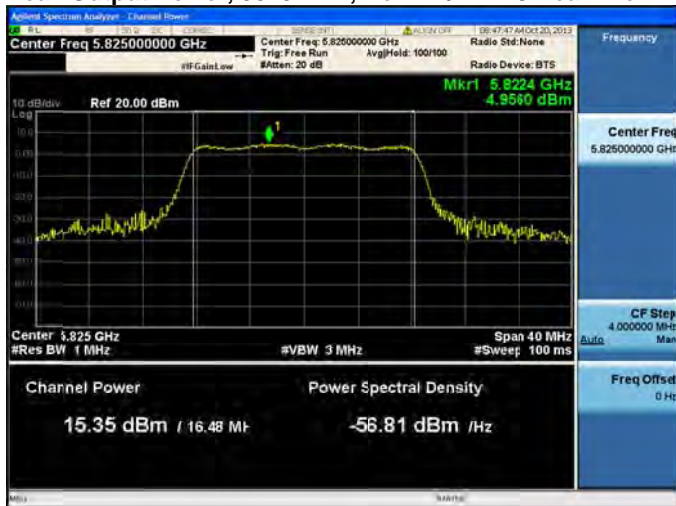
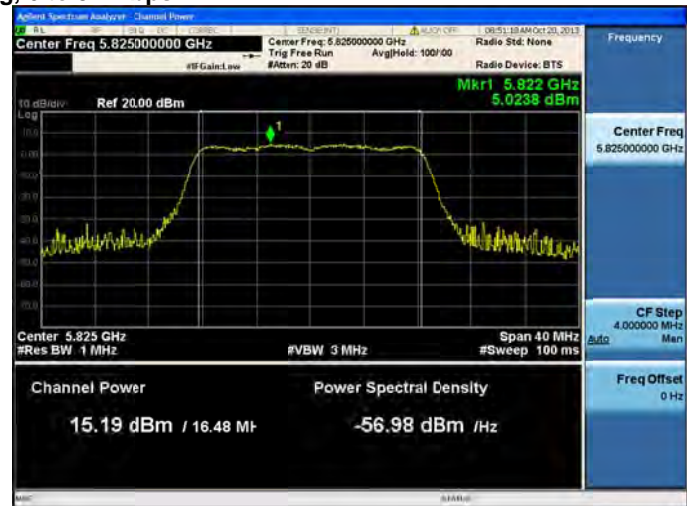
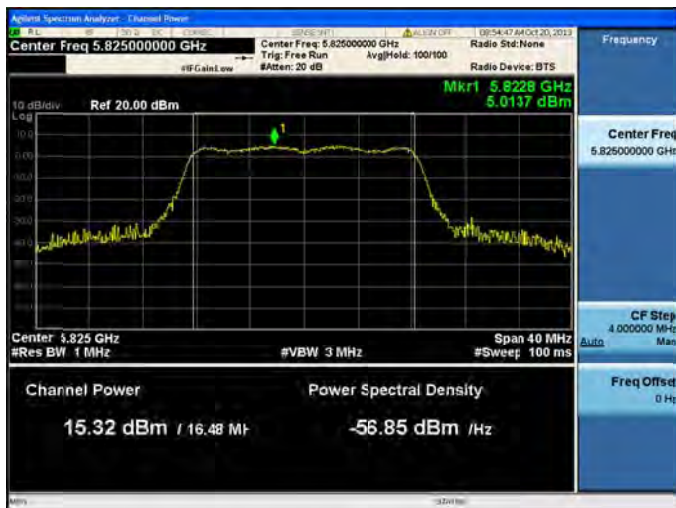
Antenna B

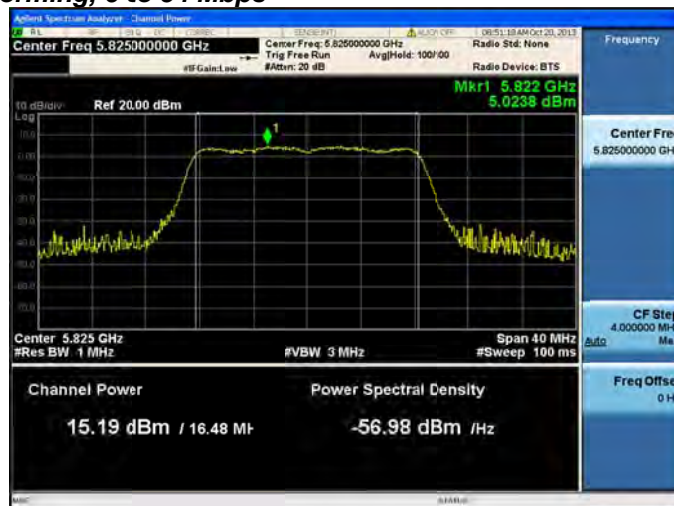
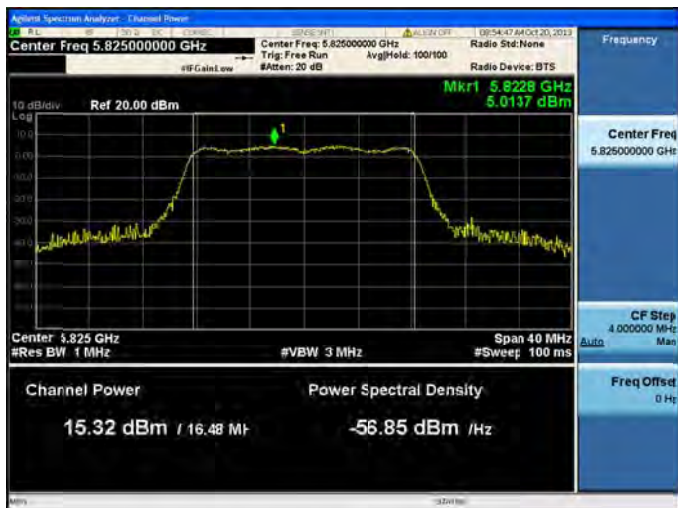
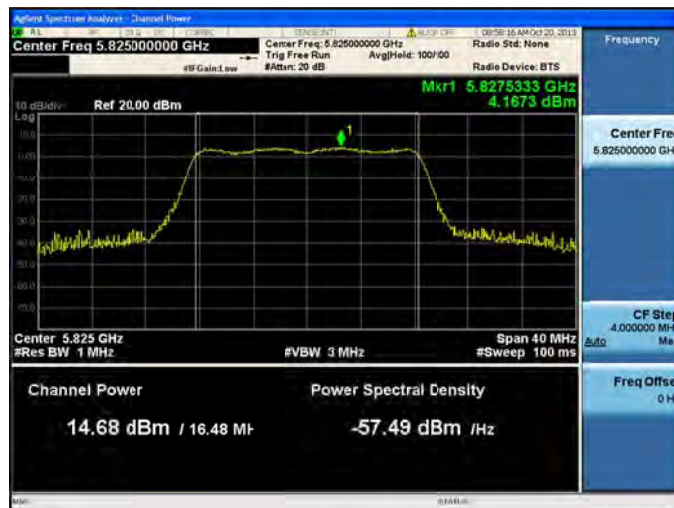


Antenna C

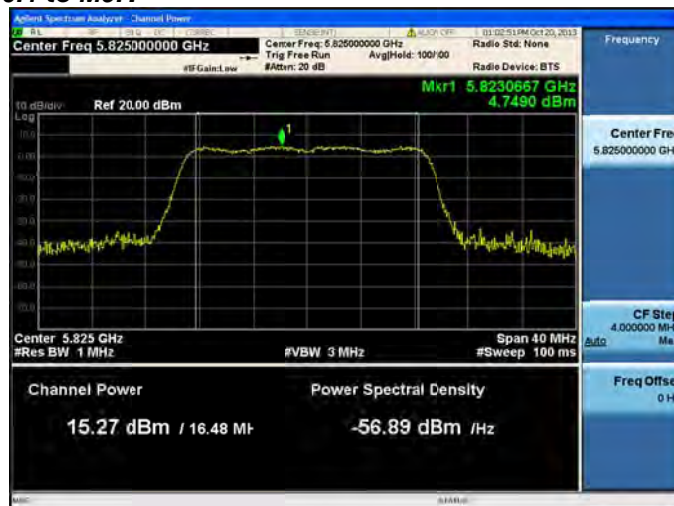
Peak Output Power, 5825 MHz, Non HT/VHT20, 6 to 54 Mbps**Antenna A****Antenna B****Antenna C****Antenna D**

Peak Output Power, 5825 MHz, Non HT/VHT20 Beam Forming, 6 to 54 Mbps**Antenna A****Antenna B**

Peak Output Power, 5825 MHz, Non HT/VHT20 Beam Forming, 6 to 54 Mbps**Antenna A****Antenna B****Antenna C**

Peak Output Power, 5825 MHz, Non HT/VHT20 Beam Forming, 6 to 54 Mbps**Antenna A****Antenna B****Antenna C****Antenna D**

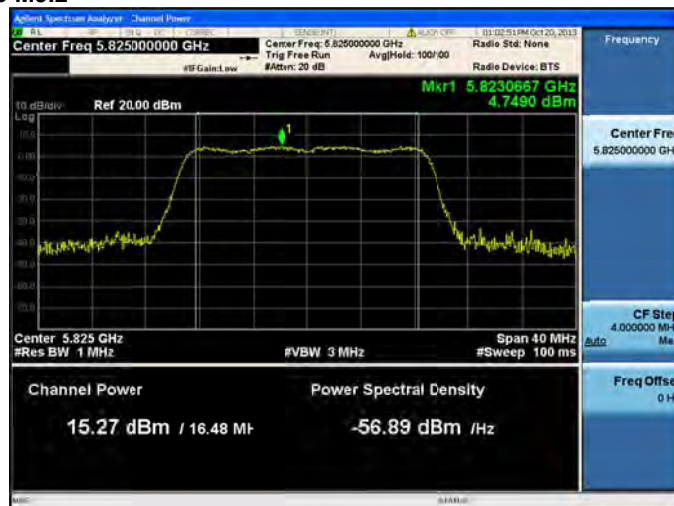
Peak Output Power, 5825 MHz, HT/VHT20, M0 to M7, M0.1 to M9.1**Antenna A**

Peak Output Power, 5825 MHz, HT/VHT20, M0 to M7, M0.1 to M9.1**Antenna A****Antenna B**

Peak Output Power, 5825 MHz, HT/VHT20, M8 to M15, M0.2 to M9.2



Antenna A

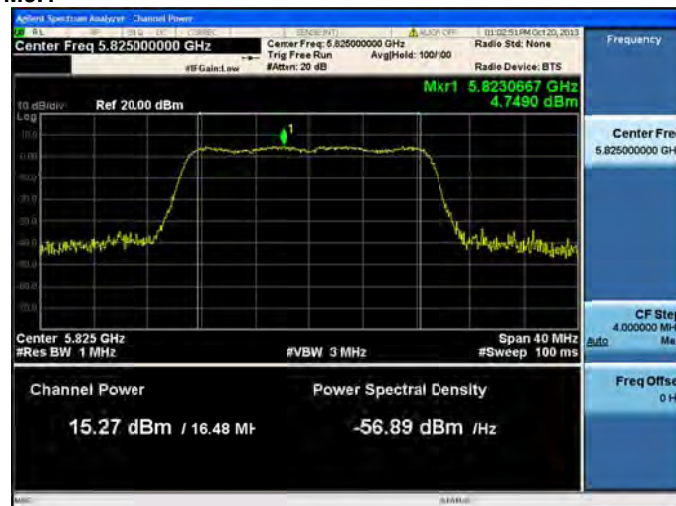


Antenna B

Peak Output Power, 5825 MHz, HT/VHT20, M0 to M7, M0.1 to M9.1



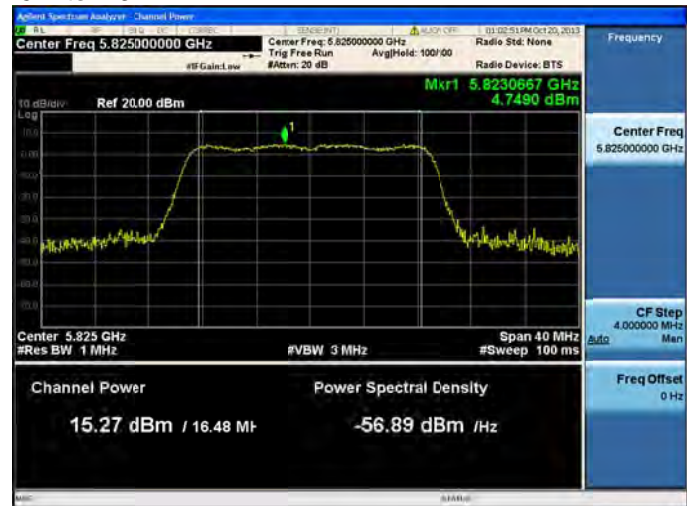
Antenna A



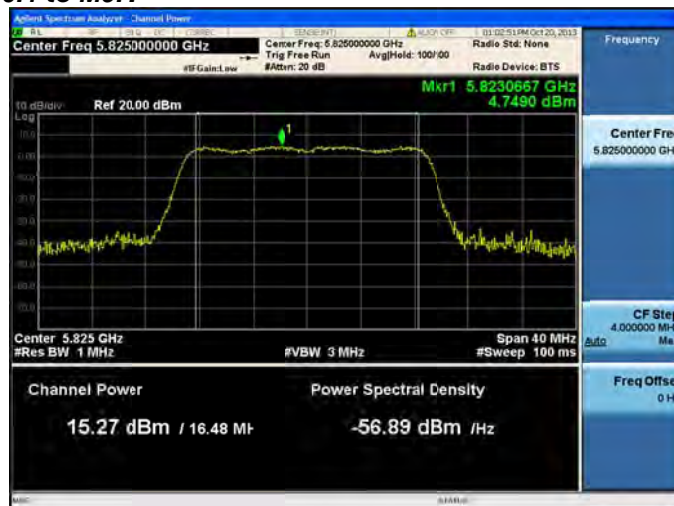
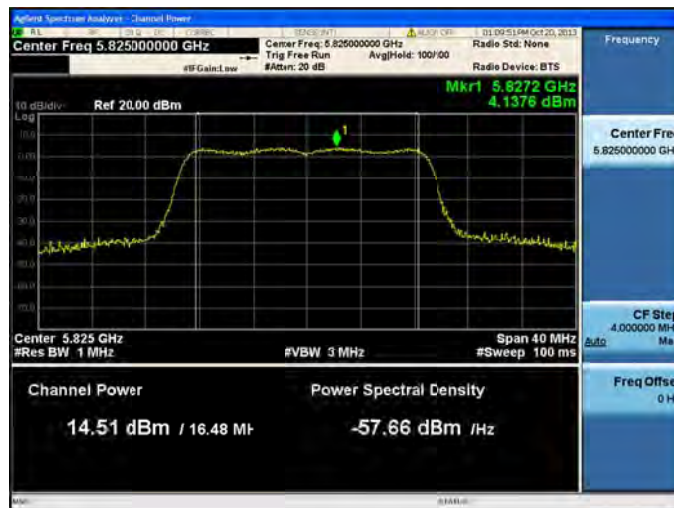
Antenna B

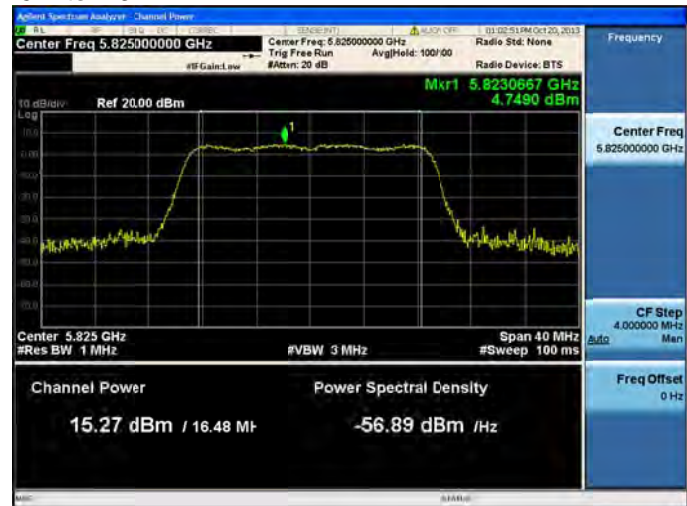
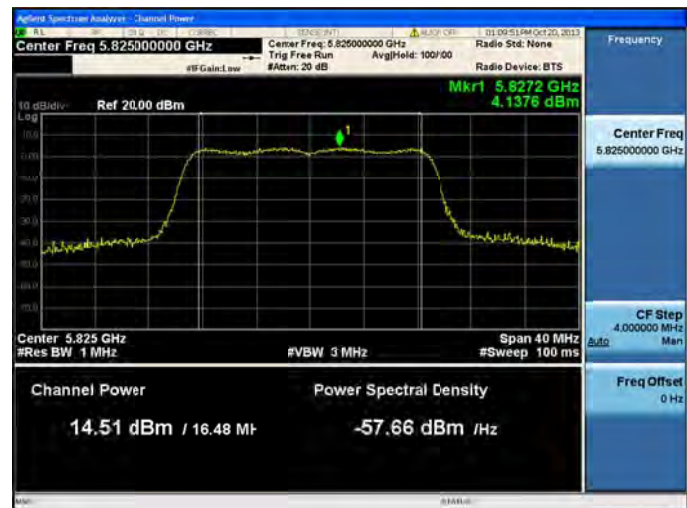


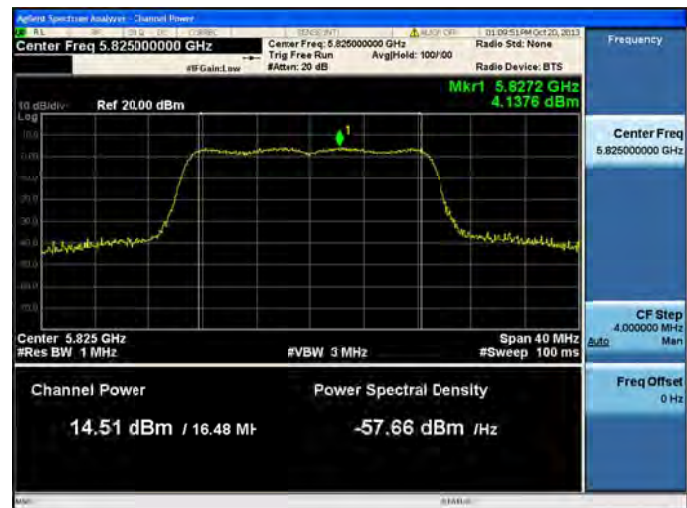
Antenna C

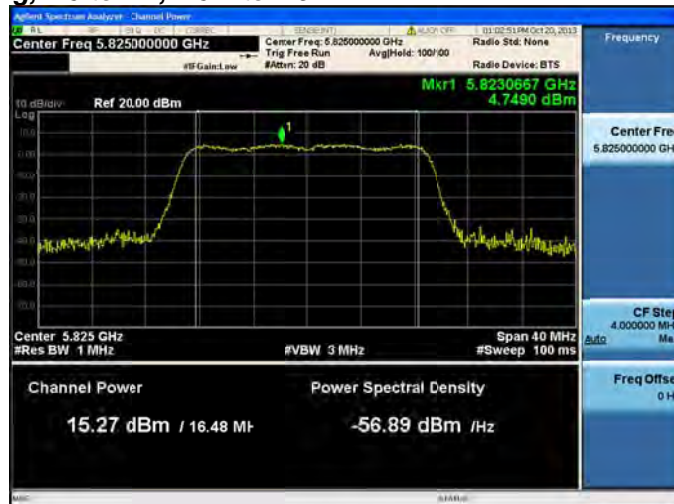
Peak Output Power, 5825 MHz, HT/VHT20, M8 to M15, M0.2 to M9.2**Antenna A****Antenna B****Antenna C**

Peak Output Power, 5825 MHz, HT/VHT20, M16 to M23, M0.3 to M9.3**Antenna A****Antenna B****Antenna C**

Peak Output Power, 5825 MHz, HT/VHT20, M0 to M7, M0.1 to M9.1**Antenna A****Antenna B****Antenna C****Antenna D**

Peak Output Power, 5825 MHz, HT/VHT20, M8 to M15, M0.2 to M9.2**Antenna A****Antenna B****Antenna C****Antenna D**

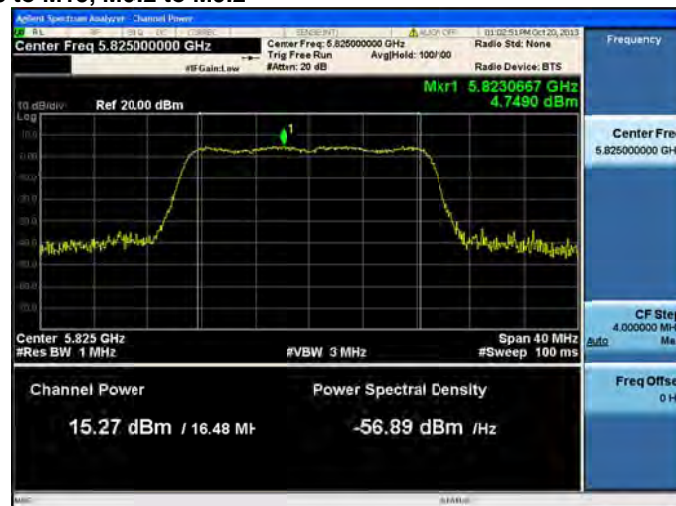
Peak Output Power, 5825 MHz, HT/VHT20, M16 to M23, M0.3 to M9.3**Antenna A****Antenna B****Antenna C****Antenna D**

Peak Output Power, 5825 MHz, HT/VHT20 Beam Forming, M0 to M7, M0.1 to M9.1**Antenna A****Antenna B**

Peak Output Power, 5825 MHz, HT/VHT20 Beam Forming, M8 to M15, M0.2 to M9.2



Antenna A

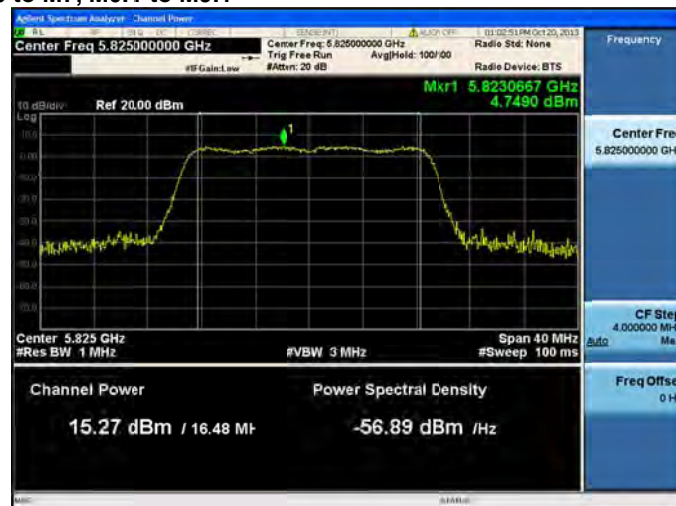


Antenna B

Peak Output Power, 5825 MHz, HT/VHT20 Beam Forming, M0 to M7, M0.1 to M9.1



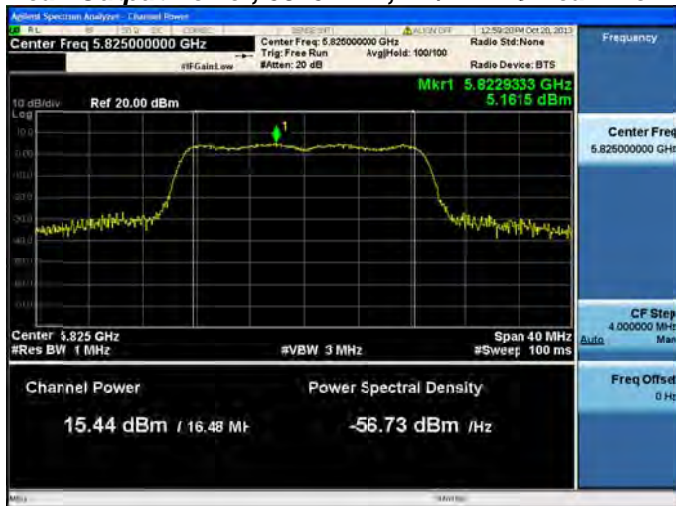
Antenna A

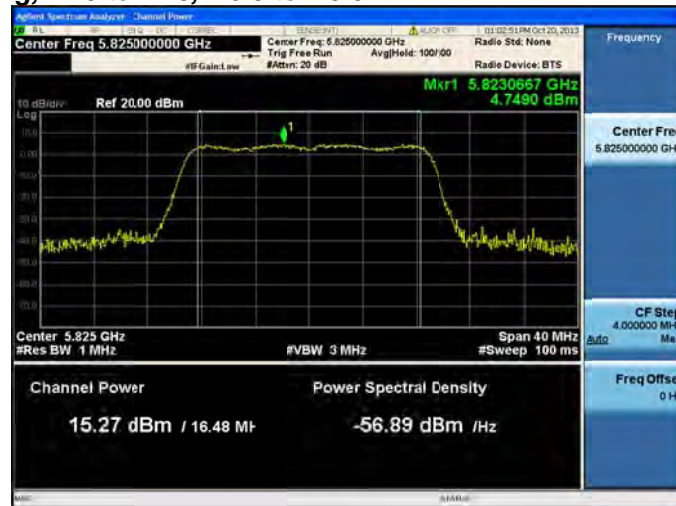


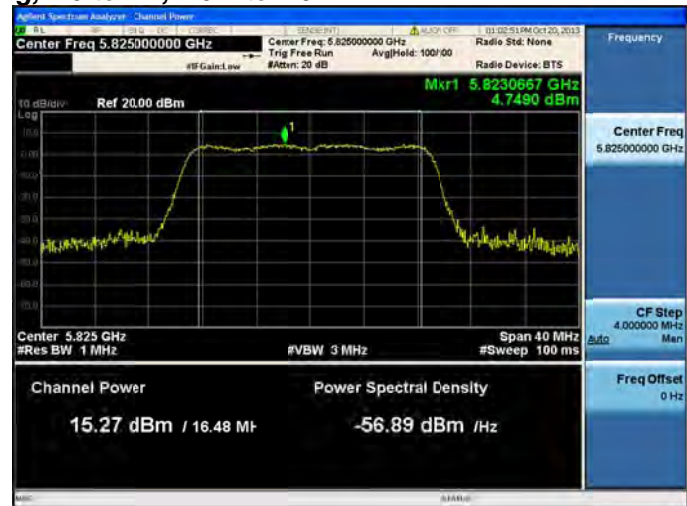
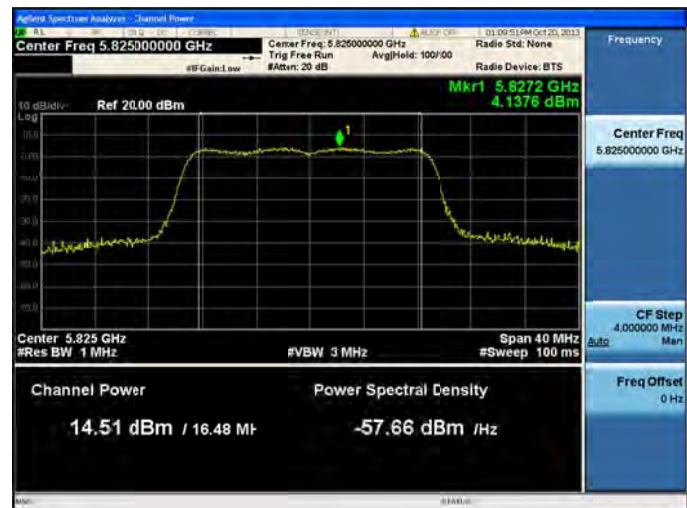
Antenna B

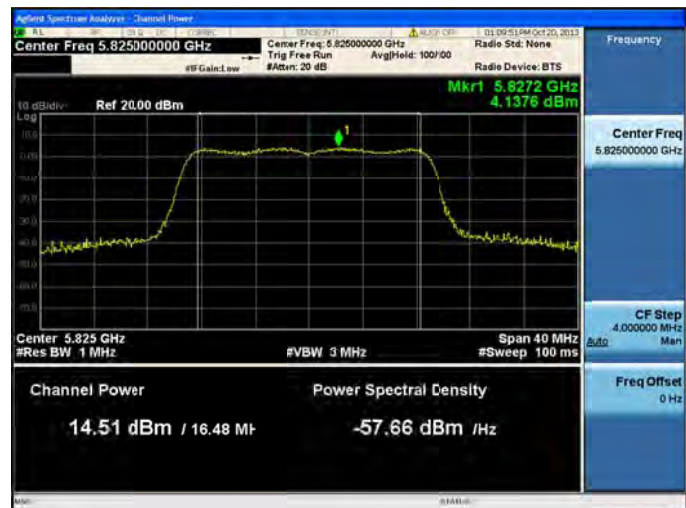


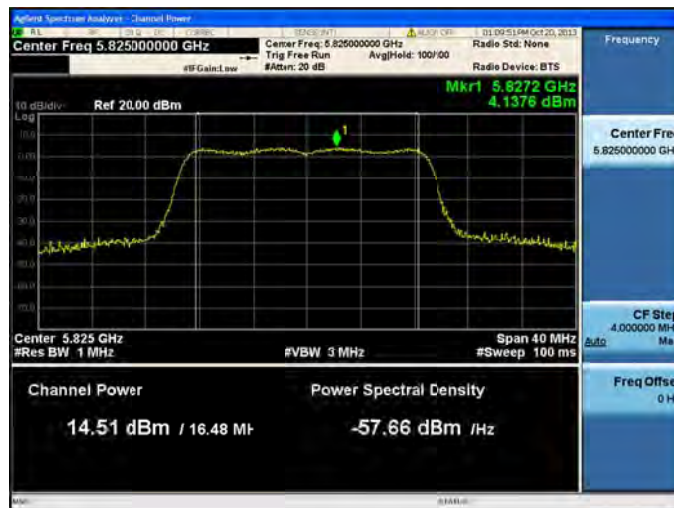
Antenna C

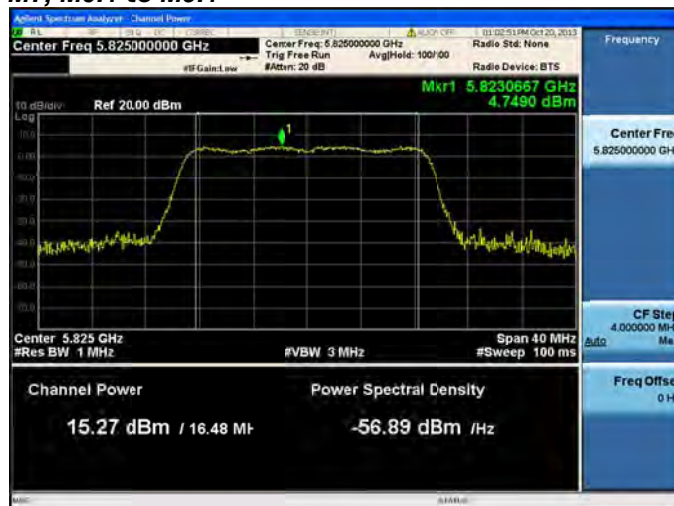
Peak Output Power, 5825 MHz, HT/VHT20 Beam Forming, M8 to M15, M0.2 to M9.2**Antenna A****Antenna B****Antenna C**

Peak Output Power, 5825 MHz, HT/VHT20 Beam Forming, M16 to M23, M0.3 to M9.3**Antenna A****Antenna B****Antenna C**

Peak Output Power, 5825 MHz, HT/VHT20 Beam Forming, M0 to M7, M0.1 to M9.1**Antenna A****Antenna B****Antenna C****Antenna D**

Peak Output Power, 5825 MHz, HT/VHT20 Beam Forming, M8 to M15, M0.2 to M9.2**Antenna A****Antenna B****Antenna C****Antenna D**

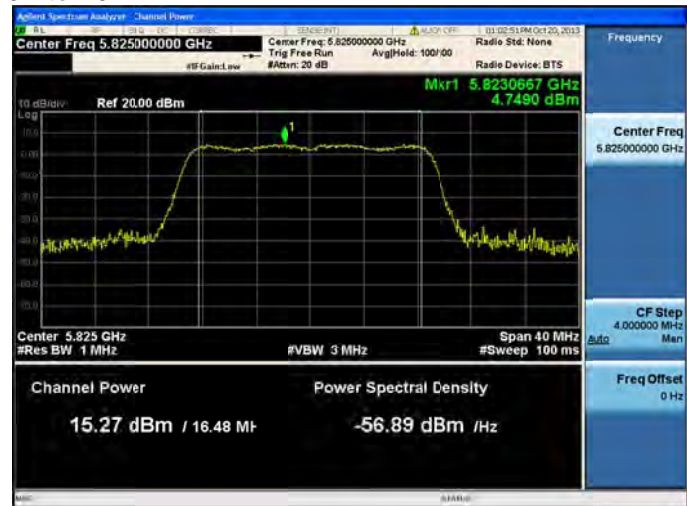
Peak Output Power, 5825 MHz, HT/VHT20 Beam Forming, M16 to M23, M0.3 to M9.3**Antenna A****Antenna B****Antenna C****Antenna D**

Peak Output Power, 5825 MHz, HT/VHT20 STBC, M0 to M7, M0.1 to M9.1**Antenna A****Antenna B**

Peak Output Power, 5825 MHz, HT/VHT20 STBC, M0 to M7, M0.1 to M9.1



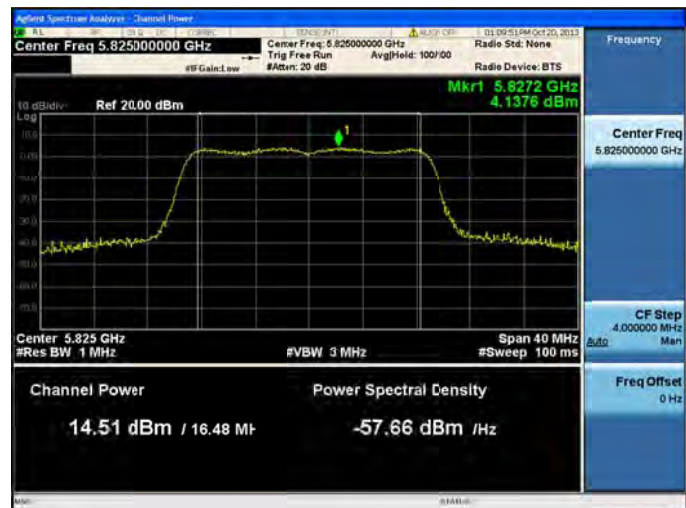
Antenna A



Antenna B



Antenna C

Peak Output Power, 5825 MHz, HT/VHT20 STBC, M0 to M7, M0.1 to M9.1**Antenna A****Antenna B****Antenna C****Antenna D**



Power Spectral Density

15.247: For digitally modulated systems, the peak power spectral density conducted from the intentional radiator to the antenna shall not be greater than 8 dBm in any 3 kHz band during any time interval of continuous transmission.

Connect the antenna port(s) to the spectrum analyzer input. Place the radio in continuous transmit mode. Configure the spectrum analyzer as shown below.

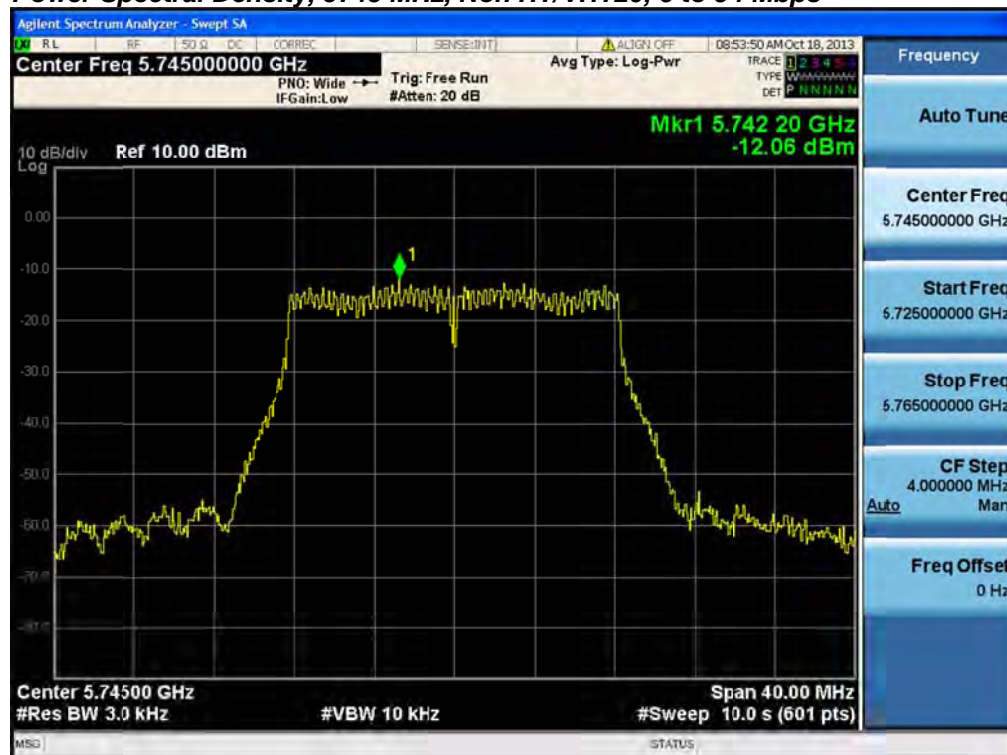
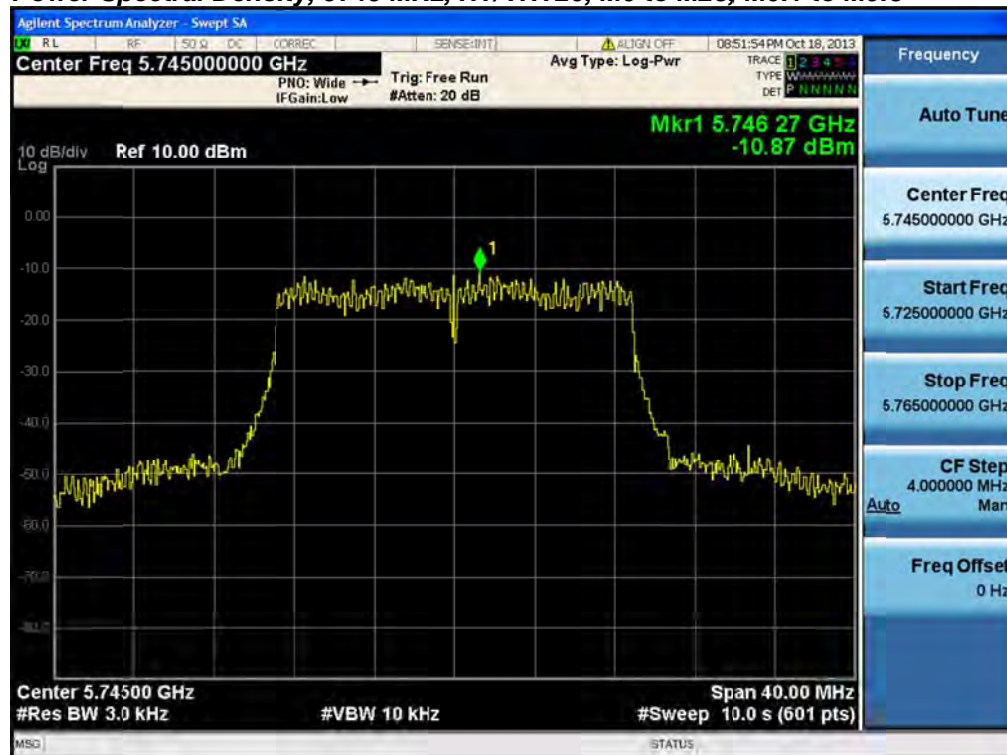
Center Frequency:	Frequency from table below
Span:	20 MHz
Ref Level Offset:	Correct for attenuator and cable loss.
Reference Level:	20 dBm
Attenuation:	20 dB
Sweep Time:	10s
Resolution Bandwidth:	3 kHz
Video Bandwidth:	10 kHz
Detector:	Peak
Trace:	Single
Marker:	Peak Search

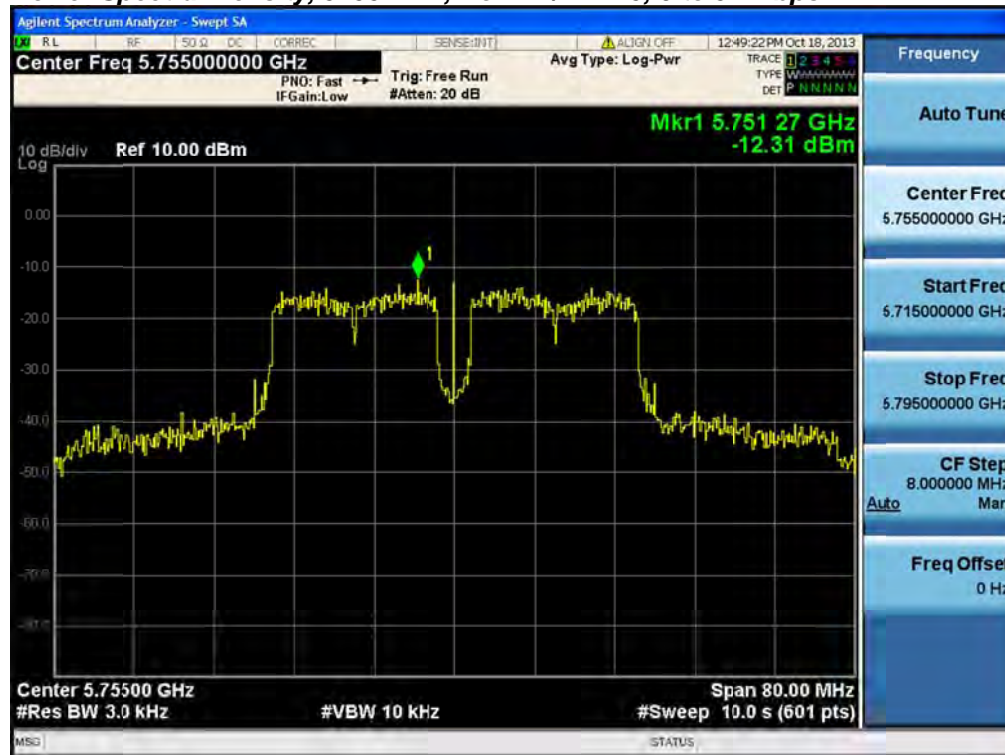
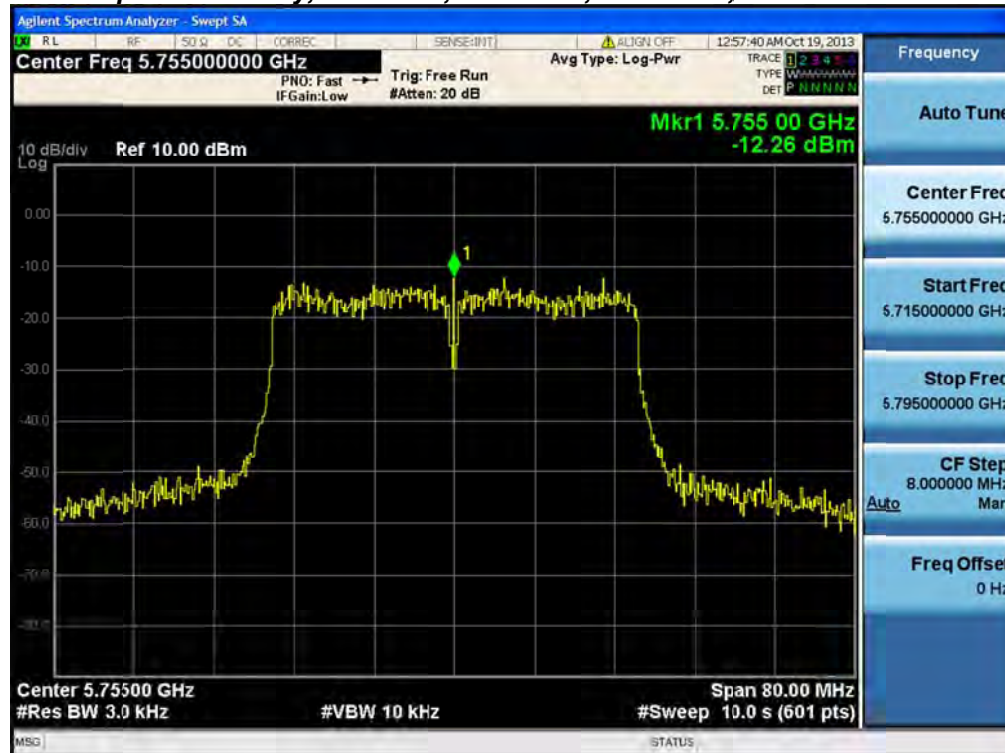
Record the Marker value.

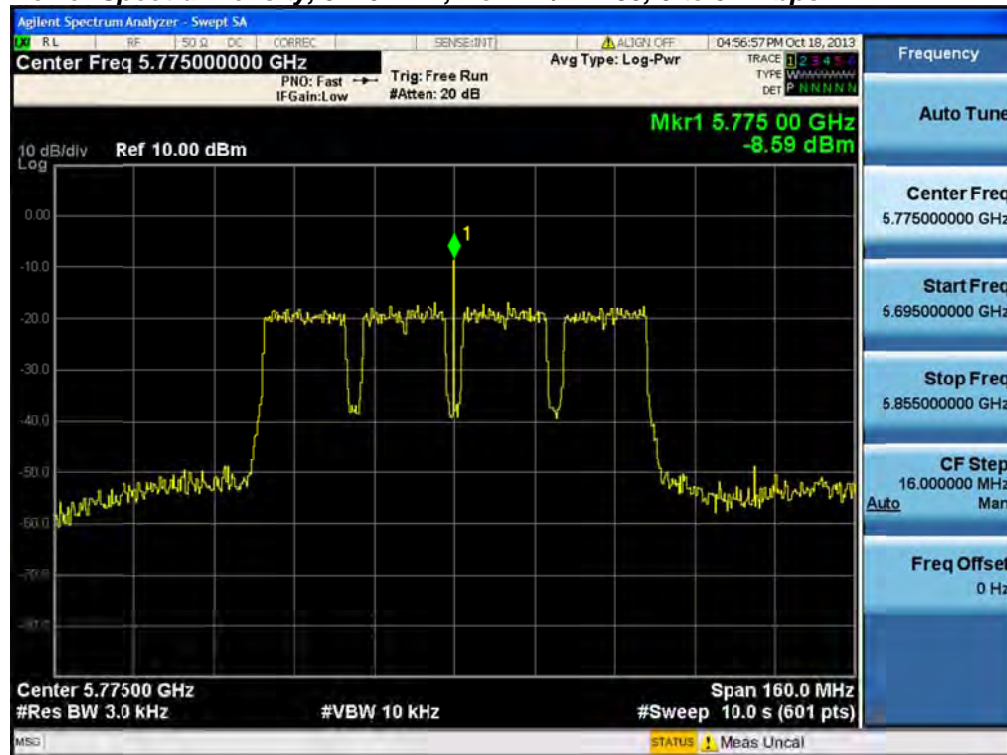
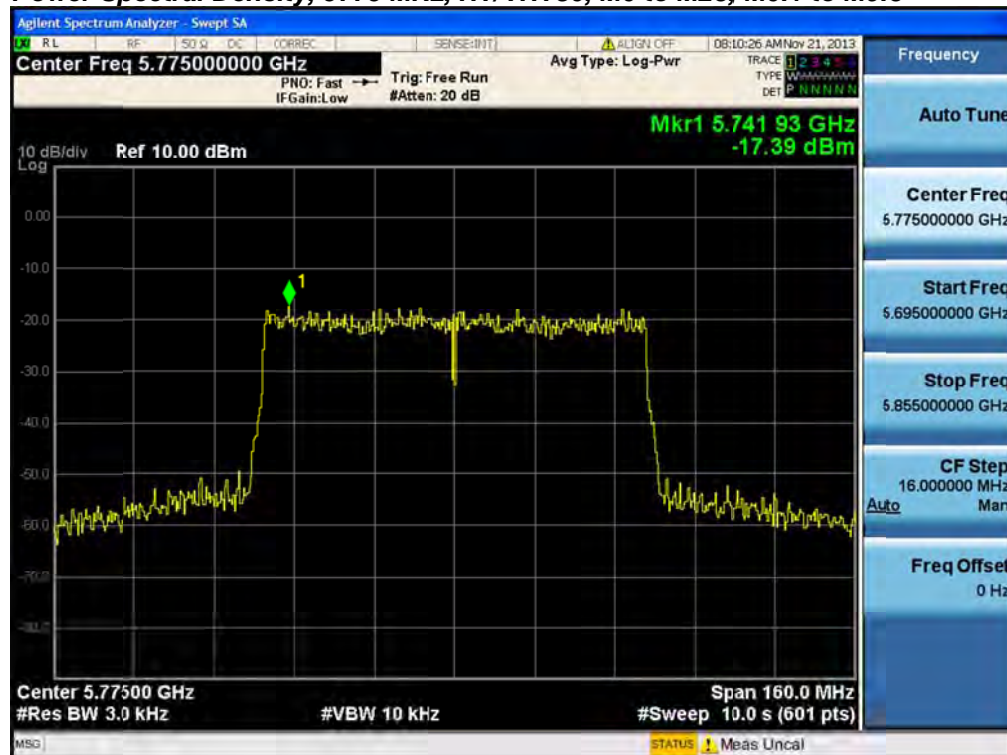
The “Measure and add $10 \log(N)$ dB technique”, where N is the number of outputs, is used for measuring in-band Power Spectral Density. With this technique, spectrum measurements are performed at each output of the device, and the quantity $10 \log(4)$ (or 6dB) is added to the worst case spectrum value before comparing to the emission limit.

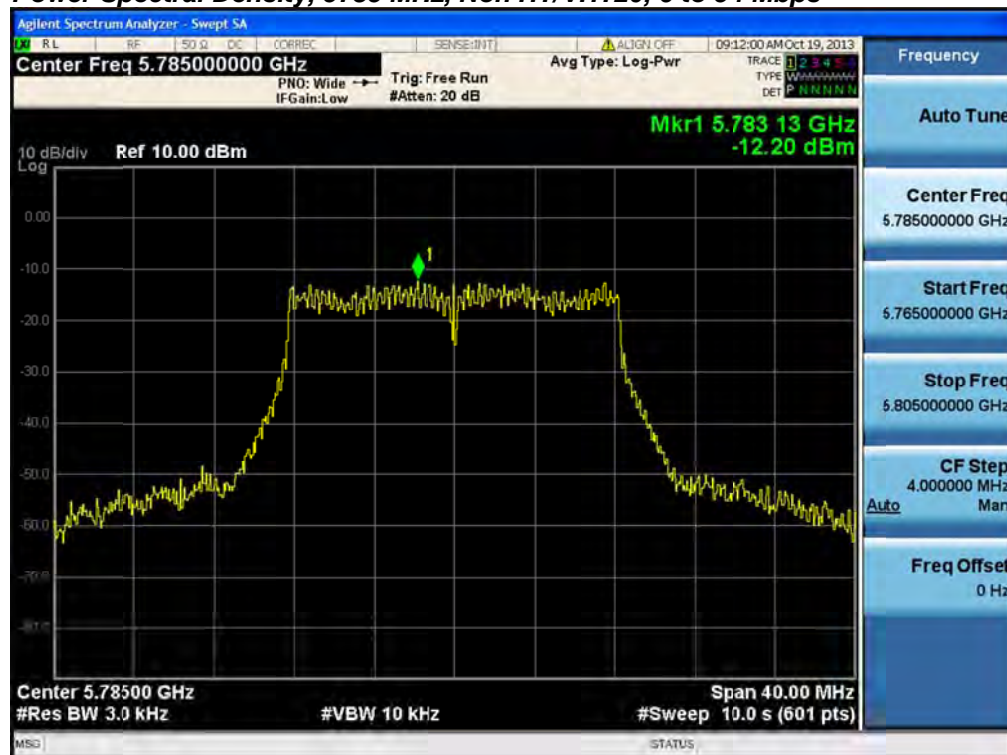
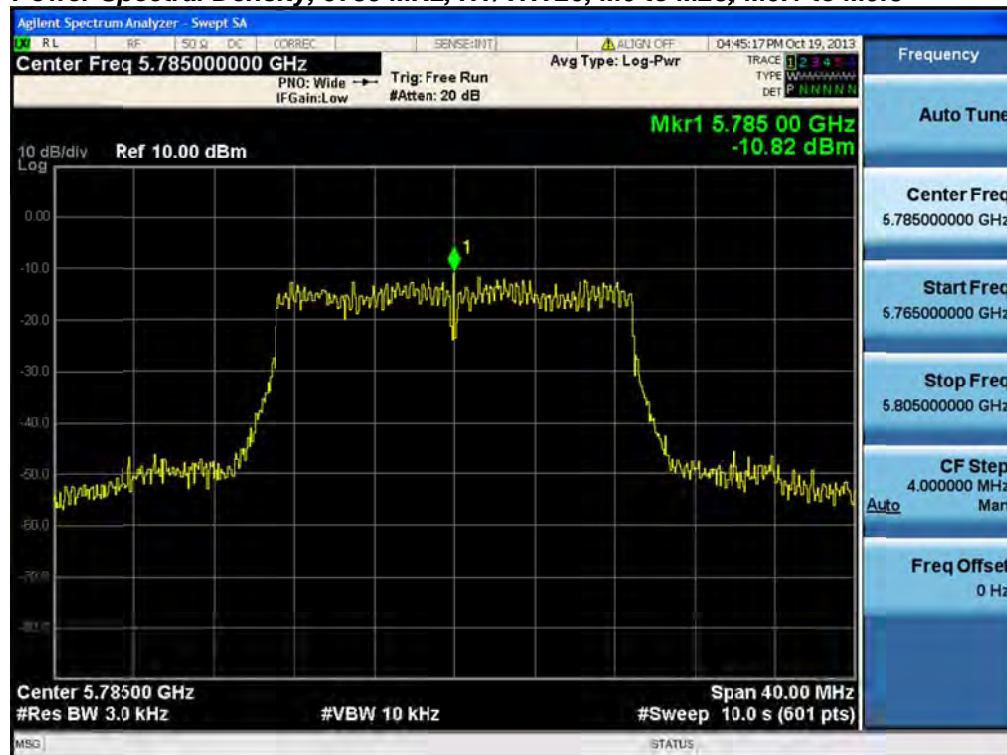


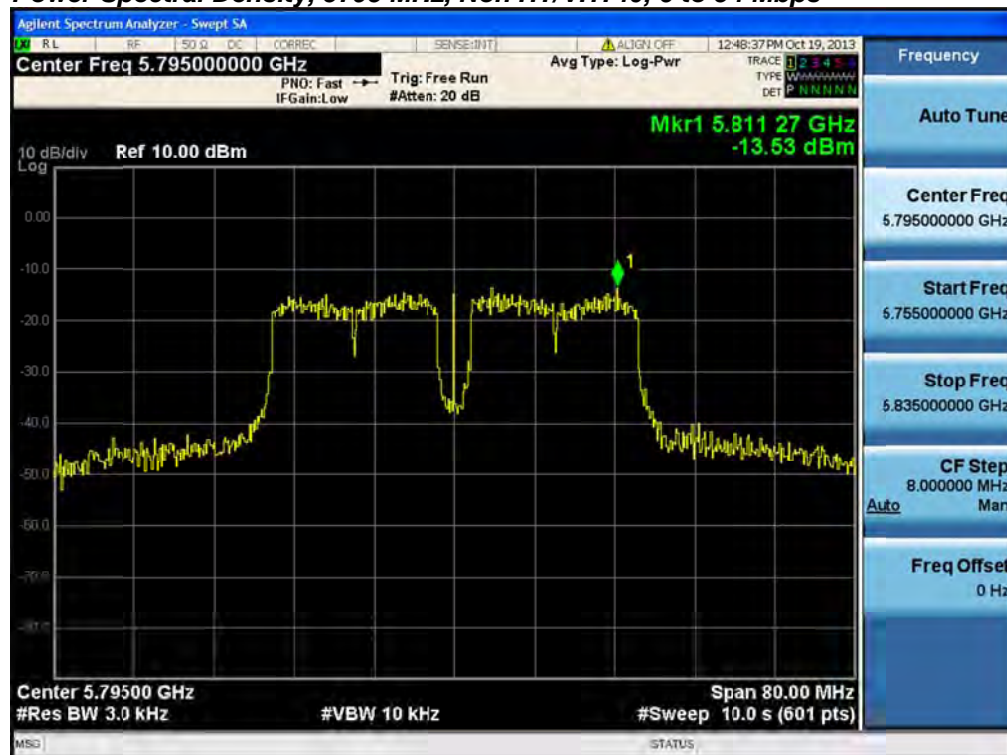
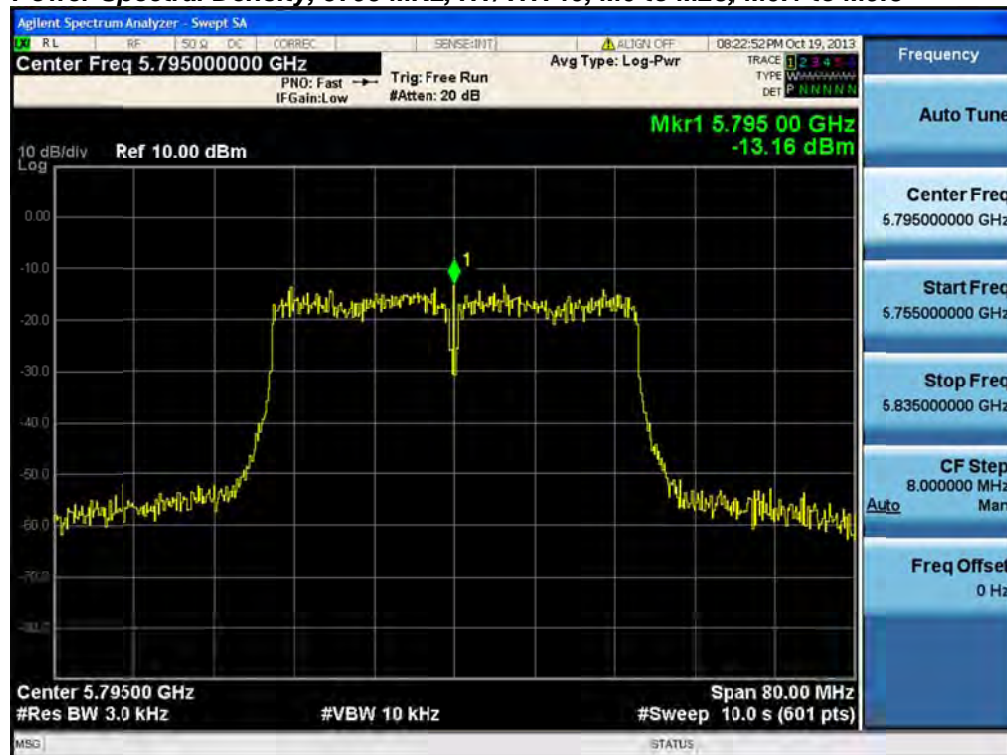
Frequency (MHz)	Mode	Data Rate (Mbps)	PSD / Antenna (dBm/3kHz)	Total PSD (dBm/3kHz)	Limit (dBm/3kHz)	Margin (dB)
5745	Non HT/VHT20, 6 to 54 Mbps	6	-12.1	-6.1	8.0	14.1
	HT/VHT20, M0 to M23, M0.1 to M9.3	m0	-10.9	-4.9	8.0	12.9
5755	Non HT/VHT40, 6 to 54 Mbps	6	-12.3	-6.3	8.0	14.3
	HT/VHT40, M0 to M23, M0.1 to M9.3	m0	-12.3	-6.3	8.0	14.3
5775	Non HT/VHT80, 6 to 54 Mbps	6	-8.6	-2.6	8.0	10.6
	HT/VHT80, M0 to M23, M0.1 to M9.3	m0x1	-17.4	-11.4	8.0	19.4
5785	Non HT/VHT20, 6 to 54 Mbps	6	-12.2	-6.2	8.0	14.2
	HT/VHT20, M0 to M23, M0.1 to M9.3	m0	-10.8	-4.8	8.0	12.8
5795	Non HT/VHT40, 6 to 54 Mbps	6	-13.5	-7.5	8.0	15.5
	HT/VHT40, M0 to M23, M0.1 to M9.3	m0	-13.2	-7.2	8.0	15.2
5825	Non HT/VHT20, 6 to 54 Mbps	6	-12.4	-6.4	8.0	14.4
	HT/VHT20, M0 to M23, M0.1 to M9.3	m0	-11.6	-5.6	8.0	13.6

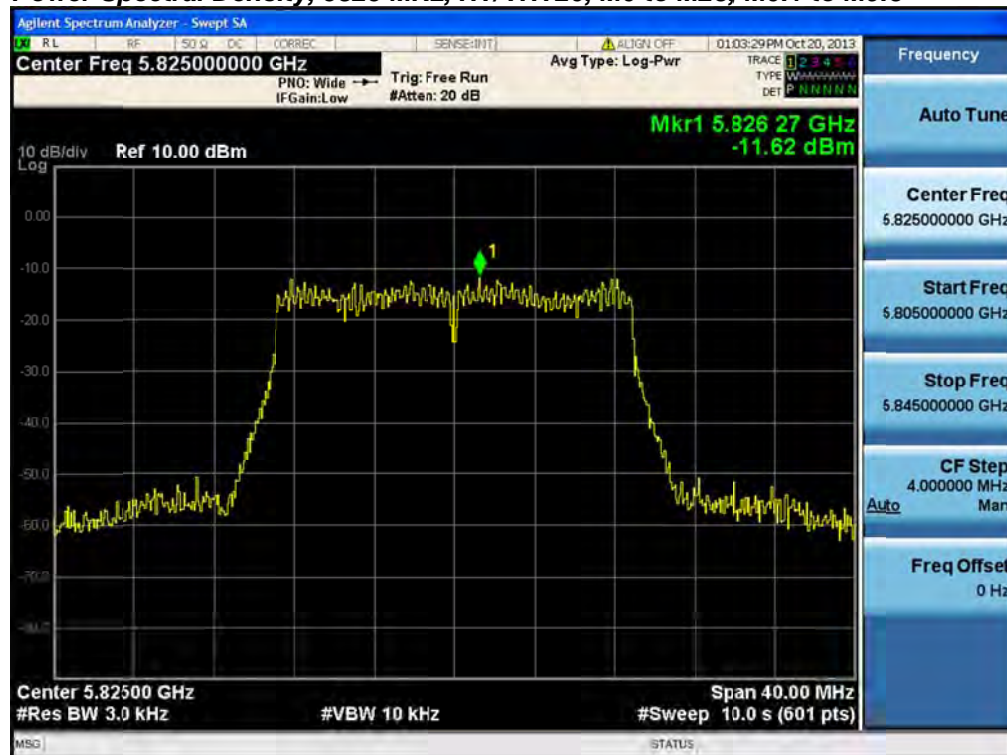
Power Spectral Density, 5745 MHz, Non HT/VHT20, 6 to 54 Mbps**Power Spectral Density, 5745 MHz, HT/VHT20, M0 to M23, M0.1 to M9.3**

Power Spectral Density, 5755 MHz, Non HT/VHT40, 6 to 54 Mbps**Power Spectral Density, 5755 MHz, HT/VHT40, M0 to M23, M0.1 to M9.3**

Power Spectral Density, 5775 MHz, Non HT/VHT80, 6 to 54 Mbps**Power Spectral Density, 5775 MHz, HT/VHT80, M0 to M23, M0.1 to M9.3**

Power Spectral Density, 5785 MHz, Non HT/VHT20, 6 to 54 Mbps**Power Spectral Density, 5785 MHz, HT/VHT20, M0 to M23, M0.1 to M9.3**

Power Spectral Density, 5795 MHz, Non HT/VHT40, 6 to 54 Mbps**Power Spectral Density, 5795 MHz, HT/VHT40, M0 to M23, M0.1 to M9.3**

Power Spectral Density, 5825 MHz, Non HT/VHT20, 6 to 54 Mbps**Power Spectral Density, 5825 MHz, HT/VHT20, M0 to M23, M0.1 to M9.3**



Conducted Spurious Emission

15.247: In any 100 kHz bandwidth outside the frequency band in which the digitally modulated intentional radiator is operating, the radio frequency power that is produced by the intentional radiator shall be at least 30 dB below that in the 100 kHz bandwidth within the band that contains the highest level of the desired power.

Connect the antenna port(s) to the spectrum analyzer input. Place the radio in continuous transmit mode. Configure the spectrum analyzer as shown below (be sure to enter all losses between the transmitter output and the spectrum analyzer).

Span:	30 MHz-26 GHz
Reference Level:	20 dBm
Attenuation:	10 dB
Sweep Time:	5s
Resolution Bandwidth:	100 kHz
Video Bandwidth:	300 kHz
Detector:	Peak
Trace:	Single
Marker:	Peak

Record the marker waveform peak to spur difference

Out-of-band and spurious emissions tests are performed on each output individually without summing or adding $10 \log(N)$ since the measurements are made relative to the in-band emissions on the individual outputs. The worst case output is recorded.



Frequency (MHz)	Mode	Tx Paths	Correlated Antenna Gain (dBi)	Tx 1 Spur Power (dBm)	Tx 2 Spur Power (dBm)	Tx 3 Spur Power (dBm)	Tx 4 Spur Power (dBm)	Total Conducted Spur (dBm)	Limit (dBm)	Margin (dB)
5745	Non HT/VHT20, 6 to 54 Mbps	1	6	-70.1				-64.1	-41.25	22.9
	Non HT/VHT20, 6 to 54 Mbps	2	6	-70.1	-74.3			-62.7	-41.25	21.5
	Non HT/VHT20, 6 to 54 Mbps	3	6	-70.1	-74.3	-73.6		-61.5	-41.25	20.2
	Non HT/VHT20, 6 to 54 Mbps	4	6	-70.1	-74.3	-73.6	-73.8	-60.6	-41.25	19.3
	Non HT/VHT20 Beam Forming, 6 to 54 Mbps	2	9	-70.1	-74.3			-59.7	-41.25	18.5
	Non HT/VHT20 Beam Forming, 6 to 54 Mbps	3	11	-70.1	-74.3	-73.6		-56.7	-41.25	15.4
	Non HT/VHT20 Beam Forming, 6 to 54 Mbps	4	12	-70.1	-74.3	-73.6	-73.8	-54.6	-41.25	13.3
	HT/VHT20, M0 to M7, M0.1 to M9.1	1	6	-70.7				-64.7	-41.25	23.5
	HT/VHT20, M0 to M7, M0.1 to M9.1	2	6	-70.7	-74.2			-63.1	-41.25	21.8
	HT/VHT20, M8 to M15, M0.2 to M9.2	2	6	-70.7	-74.2			-63.1	-41.25	21.8
	HT/VHT20, M0 to M7, M0.1 to M9.1	3	6	-70.7	-74.2	-73.7		-61.8	-41.25	20.6
	HT/VHT20, M8 to M15, M0.2 to M9.2	3	6	-70.7	-74.2	-73.7		-61.8	-41.25	20.6
	HT/VHT20, M16 to M23, M0.3 to M9.3	3	6	-70.7	-74.2	-73.7		-61.8	-41.25	20.6
	HT/VHT20, M0 to M7, M0.1 to M9.1	4	6	-70.7	-74.2	-73.7	-73.9	-60.9	-41.25	19.6
	HT/VHT20, M8 to M15, M0.2 to M9.2	4	6	-70.7	-74.2	-73.7	-73.9	-60.9	-41.25	19.6
	HT/VHT20, M16 to M23, M0.3 to M9.3	4	6	-70.7	-74.2	-73.7	-73.9	-60.9	-41.25	19.6
	HT/VHT20 Beam Forming, M0 to M7, M0.1 to M9.1	2	9	-70.7	-74.2			-60.1	-41.25	18.8
	HT/VHT20 Beam Forming, M8 to M15, M0.2 to M9.2	2	6	-70.7	-74.2			-63.1	-41.25	21.8
	HT/VHT20 Beam Forming, M0 to M7, M0.1 to M9.1	3	11	-70.7	-74.2	-73.7		-57.0	-41.25	15.8
	HT/VHT20 Beam Forming, M8 to M15, M0.2 to M9.2	3	8	-70.7	-74.2	-73.7		-60.0	-41.25	18.8
	HT/VHT20 Beam Forming, M16 to M23, M0.3 to M9.3	3	6	-70.7	-74.2	-73.7		-61.8	-41.25	20.6
	HT/VHT20 Beam Forming, M0 to M7, M0.1 to M9.1	4	12	-70.7	-74.2	-73.7	-73.9	-54.9	-41.25	13.6
	HT/VHT20 Beam Forming, M8 to M15, M0.2 to M9.2	4	9	-70.7	-74.2	-73.7	-73.9	-57.9	-41.25	16.6
	HT/VHT20 Beam Forming, M16 to M23, M0.3 to M9.3	4	7	-70.7	-74.2	-73.7	-73.9	-59.7	-41.25	18.4
	HT/VHT20 STBC, M0 to M7, M0.1 to M9.1	2	6	-70.7	-74.2			-63.1	-41.25	21.8
	HT/VHT20 STBC, M0 to M7, M0.1 to M9.1	3	6	-70.7	-74.2	-73.7		-61.8	-41.25	20.6
	HT/VHT20 STBC, M0 to M7, M0.1 to M9.1	4	6	-70.7	-74.2	-73.7	-73.9	-60.9	-41.25	19.6
5755	Non HT/VHT40, 6 to 54 Mbps	1	6	-72.8				-66.8	-41.25	25.6
	Non HT/VHT40, 6 to 54 Mbps	2	6	-74.2	-74.5			-65.3	-41.25	24.1
	Non HT/VHT40, 6 to 54 Mbps	3	6	-74.2	-74.5	-74.4		-63.6	-41.25	22.3
	Non HT/VHT40, 6 to 54 Mbps	4	6	-74.2	-74.5	-74.4	-74.2	-62.3	-41.25	21.1
	HT/VHT40, M0 to M7, M0.1 to M9.1	1	6	-73.4				-67.4	-41.25	26.2
	HT/VHT40, M0 to M7, M0.1 to M9.1	2	6	-73.4	-74.5			-64.9	-41.25	23.7
	HT/VHT40, M8 to M15, M0.2 to M9.2	2	6	-73.4	-74.5			-64.9	-41.25	23.7



	HT/VHT40, M0 to M7, M0.1 to M9.1	3	6	-73.4	-74.5	-74.3		-63.3	-41.25	22.0
	HT/VHT40, M8 to M15, M0.2 to M9.2	3	6	-73.4	-74.5	-74.3		-63.3	-41.25	22.0
	HT/VHT40, M16 to M23, M0.3 to M9.3	3	6	-73.4	-74.5	-74.3		-63.3	-41.25	22.0
	HT/VHT40, M0 to M7, M0.1 to M9.1	4	6	-73.4	-74.5	-74.3	-74.6	-62.2	-41.25	20.9
	HT/VHT40, M8 to M15, M0.2 to M9.2	4	6	-73.4	-74.5	-74.3	-74.6	-62.2	-41.25	20.9
	HT/VHT40, M16 to M23, M0.3 to M9.3	4	6	-73.4	-74.5	-74.3	-74.6	-62.2	-41.25	20.9
	HT/VHT40 Beam Forming, M0 to M7, M0.1 to M9.1	2	9	-73.4	-74.5			-61.9	-41.25	20.7
	HT/VHT40 Beam Forming, M8 to M15, M0.2 to M9.2	2	6	-73.4	-74.5			-64.9	-41.25	23.7
	HT/VHT40 Beam Forming, M0 to M7, M0.1 to M9.1	3	11	-73.4	-74.5	-74.3		-58.5	-41.25	17.2
	HT/VHT40 Beam Forming, M8 to M15, M0.2 to M9.2	3	8	-73.4	-74.5	-74.3		-61.5	-41.25	20.2
	HT/VHT40 Beam Forming, M16 to M23, M0.3 to M9.3	3	6	-73.4	-74.5	-74.3		-63.3	-41.25	22.0
	HT/VHT40 Beam Forming, M0 to M7, M0.1 to M9.1	4	12	-73.4	-74.5	-74.3	-74.6	-56.2	-41.25	14.9
	HT/VHT40 Beam Forming, M8 to M15, M0.2 to M9.2	4	9	-73.4	-74.5	-74.3	-74.6	-59.2	-41.25	17.9
	HT/VHT40 Beam Forming, M16 to M23, M0.3 to M9.3	4	7	-73.4	-74.5	-74.3	-74.6	-61.0	-41.25	19.7
	HT/VHT40 STBC, M0 to M7, M0.1 to M9.1	2	6	-73.4	-74.5			-64.9	-41.25	23.7
	HT/VHT40 STBC, M0 to M7, M0.1 to M9.1	3	6	-73.4	-74.5	-74.3		-63.3	-41.25	22.0
	HT/VHT40 STBC, M0 to M7, M0.1 to M9.1	4	6	-73.4	-74.5	-74.3	-74.6	-62.2	-41.25	20.9
5775	Non HT/VHT80, 6 to 54 Mbps	1	6	-74.3				-68.3	-41.25	27.1
	Non HT/VHT80, 6 to 54 Mbps	2	6	-74.3	-74.6			-65.4	-41.25	24.2
	Non HT/VHT80, 6 to 54 Mbps	3	6	-74.3	-74.6	-74.3		-63.6	-41.25	22.4
	Non HT/VHT80, 6 to 54 Mbps	4	6	-74.3	-74.6	-74.3	-74.5	-62.4	-41.25	21.2
	HT/VHT80, M0 to M7, M0.1 to M9.1	1	6	-74.2				-68.2	-41.25	27.0
	HT/VHT80, M0 to M7, M0.1 to M9.1	2	6	-74.2	-74.5			-65.3	-41.25	24.1
	HT/VHT80, M8 to M15, M0.2 to M9.2	2	6	-74.2	-74.5			-65.3	-41.25	24.1
	HT/VHT80, M0 to M7, M0.1 to M9.1	3	6	-74.2	-74.5	-74.3		-63.6	-41.25	22.3
	HT/VHT80, M8 to M15, M0.2 to M9.2	3	6	-74.2	-74.5	-74.3		-63.6	-41.25	22.3
	HT/VHT80, M16 to M23, M0.3 to M9.3	3	6	-74.2	-74.5	-74.3		-63.6	-41.25	22.3
	HT/VHT80, M0 to M7, M0.1 to M9.1	4	6	-74.2	-74.5	-74.3	-74.5	-62.4	-41.25	21.1
	HT/VHT80, M8 to M15, M0.2 to M9.2	4	6	-74.2	-74.5	-74.3	-74.5	-62.4	-41.25	21.1
	HT/VHT80, M16 to M23, M0.3 to M9.3	4	6	-74.2	-74.5	-74.3	-74.5	-62.4	-41.25	21.1
	HT/VHT80 Beam Forming, M0 to M7, M0.1 to M9.1	2	9	-74.2	-74.5			-62.3	-41.25	21.1
	HT/VHT80 Beam Forming, M8 to M15, M0.2 to M9.2	2	6	-74.2	-74.5			-65.3	-41.25	24.1
	HT/VHT80 Beam Forming, M0 to M7, M0.1 to M9.1	3	11	-74.2	-74.5	-74.3		-58.8	-41.25	17.5
	HT/VHT80 Beam Forming, M8 to M15, M0.2 to M9.2	3	8	-74.2	-74.5	-74.3		-61.8	-41.25	20.5
	HT/VHT80 Beam Forming, M16 to M23, M0.3 to M9.3	3	6	-74.2	-74.5	-74.3		-63.6	-41.25	22.3
	HT/VHT80 Beam Forming, M0 to M7, M0.1 to M9.1	4	12	-74.2	-74.5	-74.3	-74.5	-56.4	-41.25	15.1
	HT/VHT80 Beam Forming, M8 to M15, M0.2 to M9.2	4	9	-74.2	-74.5	-74.3	-74.5	-59.4	-41.25	18.1
	HT/VHT80 Beam Forming, M16 to M23, M0.3 to M9.3	4	7	-74.2	-74.5	-74.3	-74.5	-61.2	-41.25	19.9
	HT/VHT80 STBC, M0 to M7, M0.1 to M9.1	2	6	-74.2	-74.5			-65.3	-41.25	24.1
	HT/VHT80 STBC, M0 to M7, M0.1 to M9.1	3	6	-74.2	-74.5	-74.3		-63.6	-41.25	22.3



	HT/VHT80 STBC, M0 to M7, M0.1 to M9.1	4	6	-74.2	-74.5	-74.3	-74.5	-62.4	-41.25	21.1
5785	Non HT/VHT20, 6 to 54 Mbps	1	6	-74.1				-68.1	-41.25	26.9
	Non HT/VHT20, 6 to 54 Mbps	2	6	-74.1	-71.7			-63.7	-41.25	22.5
	Non HT/VHT20, 6 to 54 Mbps	3	6	-74.1	-71.7	-74.0		-62.3	-41.25	21.1
	Non HT/VHT20, 6 to 54 Mbps	4	6	-74.1	-71.7	-74.0	-72.7	-61.0	-41.25	19.7
	Non HT/VHT20 Beam Forming, 6 to 54 Mbps	2	9	-74.1	-71.7			-60.7	-41.25	19.5
	Non HT/VHT20 Beam Forming, 6 to 54 Mbps	3	11	-74.1	-71.7	-74.0		-57.5	-41.25	16.3
	Non HT/VHT20 Beam Forming, 6 to 54 Mbps	4	12	-74.1	-71.7	-74.0	-72.7	-55.0	-41.25	13.7
	HT/VHT20, M0 to M7, M0.1 to M9.1	1	6	-74.1				-68.1	-41.25	26.9
	HT/VHT20, M0 to M7, M0.1 to M9.1	2	6	-74.1	-71.4			-63.5	-41.25	22.3
	HT/VHT20, M8 to M15, M0.2 to M9.2	2	6	-74.1	-71.4			-63.5	-41.25	22.3
	HT/VHT20, M0 to M7, M0.1 to M9.1	3	6	-74.1	-71.4	-73.8		-62.2	-41.25	20.9
	HT/VHT20, M8 to M15, M0.2 to M9.2	3	6	-74.1	-71.4	-73.8		-62.2	-41.25	20.9
	HT/VHT20, M16 to M23, M0.3 to M9.3	3	6	-74.1	-71.4	-73.8		-62.2	-41.25	20.9
	HT/VHT20, M0 to M7, M0.1 to M9.1	4	6	-74.1	-71.4	-73.8	-73.5	-61.0	-41.25	19.8
	HT/VHT20, M8 to M15, M0.2 to M9.2	4	6	-74.1	-71.4	-73.8	-73.5	-61.0	-41.25	19.8
	HT/VHT20, M16 to M23, M0.3 to M9.3	4	6	-74.1	-71.4	-73.8	-73.5	-61.0	-41.25	19.8
	HT/VHT20 Beam Forming, M0 to M7, M0.1 to M9.1	2	9	-74.1	-71.4			-60.5	-41.25	19.3
	HT/VHT20 Beam Forming, M8 to M15, M0.2 to M9.2	2	6	-74.1	-71.4			-63.5	-41.25	22.3
	HT/VHT20 Beam Forming, M0 to M7, M0.1 to M9.1	3	11	-74.1	-71.4	-73.8		-57.4	-41.25	16.1
	HT/VHT20 Beam Forming, M8 to M15, M0.2 to M9.2	3	8	-74.1	-71.4	-73.8		-60.4	-41.25	19.1
	HT/VHT20 Beam Forming, M16 to M23, M0.3 to M9.3	3	6	-74.1	-71.4	-73.8		-62.2	-41.25	20.9
	HT/VHT20 Beam Forming, M0 to M7, M0.1 to M9.1	4	12	-74.1	-71.4	-73.8	-73.5	-55.0	-41.25	13.8
	HT/VHT20 Beam Forming, M8 to M15, M0.2 to M9.2	4	9	-74.1	-71.4	-73.8	-73.5	-58.0	-41.25	16.8
	HT/VHT20 Beam Forming, M16 to M23, M0.3 to M9.3	4	7	-74.1	-71.4	-73.8	-73.5	-59.8	-41.25	18.6
	HT/VHT20 STBC, M0 to M7, M0.1 to M9.1	2	6	-74.1	-71.4			-63.5	-41.25	22.3
	HT/VHT20 STBC, M0 to M7, M0.1 to M9.1	3	6	-74.1	-71.4	-73.8		-62.2	-41.25	20.9
	HT/VHT20 STBC, M0 to M7, M0.1 to M9.1	4	6	-74.1	-71.4	-73.8	-73.5	-61.0	-41.25	19.8
5795	Non HT/VHT40, 6 to 54 Mbps	1	6	-74.0				-68.0	-41.25	26.8
	Non HT/VHT40, 6 to 54 Mbps	2	6	-74.0	-74.1			-65.0	-41.25	23.8
	Non HT/VHT40, 6 to 54 Mbps	3	6	-74.0	-74.1	-74.2		-63.3	-41.25	22.1
	Non HT/VHT40, 6 to 54 Mbps	4	6	-74.0	-74.1	-74.2	-74.4	-62.2	-41.25	20.9
	HT/VHT40, M0 to M7, M0.1 to M9.1	1	6	-74.2				-68.2	-41.25	27.0
	HT/VHT40, M0 to M7, M0.1 to M9.1	2	6	-74.2	-74.3			-65.2	-41.25	24.0
	HT/VHT40, M8 to M15, M0.2 to M9.2	2	6	-74.2	-74.3			-65.2	-41.25	24.0
	HT/VHT40, M0 to M7, M0.1 to M9.1	3	6	-74.2	-74.3	-74.3		-63.5	-41.25	22.2
	HT/VHT40, M8 to M15, M0.2 to M9.2	3	6	-74.2	-74.3	-74.3		-63.5	-41.25	22.2
	HT/VHT40, M16 to M23, M0.3 to M9.3	3	6	-74.2	-74.3	-74.3		-63.5	-41.25	22.2
	HT/VHT40, M0 to M7, M0.1 to M9.1	4	6	-74.2	-74.3	-74.3	-74.3	-62.3	-41.25	21.0



	HT/VHT40, M8 to M15, M0.2 to M9.2	4	6	-74.2	-74.3	-74.3	-74.3	-62.3	-41.25	21.0
	HT/VHT40, M16 to M23, M0.3 to M9.3	4	6	-74.2	-74.3	-74.3	-74.3	-62.3	-41.25	21.0
	HT/VHT40 Beam Forming, M0 to M7, M0.1 to M9.1	2	9	-74.2	-74.3			-62.2	-41.25	21.0
	HT/VHT40 Beam Forming, M8 to M15, M0.2 to M9.2	2	6	-74.2	-74.3			-65.2	-41.25	24.0
	HT/VHT40 Beam Forming, M0 to M7, M0.1 to M9.1	3	11	-74.2	-74.3	-74.3		-58.7	-41.25	17.4
	HT/VHT40 Beam Forming, M8 to M15, M0.2 to M9.2	3	8	-74.2	-74.3	-74.3		-61.7	-41.25	20.4
	HT/VHT40 Beam Forming, M16 to M23, M0.3 to M9.3	3	6	-74.2	-74.3	-74.3		-63.5	-41.25	22.2
	HT/VHT40 Beam Forming, M0 to M7, M0.1 to M9.1	4	12	-74.2	-74.3	-74.3	-74.3	-56.3	-41.25	15.0
	HT/VHT40 Beam Forming, M8 to M15, M0.2 to M9.2	4	9	-74.2	-74.3	-74.3	-74.3	-59.3	-41.25	18.0
	HT/VHT40 Beam Forming, M16 to M23, M0.3 to M9.3	4	7	-74.2	-74.3	-74.3	-74.3	-61.1	-41.25	19.8
	HT/VHT40 STBC, M0 to M7, M0.1 to M9.1	2	6	-74.2	-74.3			-65.2	-41.25	24.0
	HT/VHT40 STBC, M0 to M7, M0.1 to M9.1	3	6	-74.2	-74.3	-74.3		-63.5	-41.25	22.2
	HT/VHT40 STBC, M0 to M7, M0.1 to M9.1	4	6	-74.2	-74.3	-74.3	-74.3	-62.3	-41.25	21.0
5825	Non HT/VHT20, 6 to 54 Mbps	1	6	-73.9				-67.9	-41.25	26.7
	Non HT/VHT20, 6 to 54 Mbps	2	6	-73.9	-74.0			-64.9	-41.25	23.7
	Non HT/VHT20, 6 to 54 Mbps	3	6	-73.9	-74.0	-72.3		-62.6	-41.25	21.3
	Non HT/VHT20, 6 to 54 Mbps	4	6	-73.9	-74.0	-72.3	-73.9	-61.4	-41.25	20.2
	Non HT/VHT20 Beam Forming, 6 to 54 Mbps	2	9	-73.9	-74.0			-61.9	-41.25	20.7
	Non HT/VHT20 Beam Forming, 6 to 54 Mbps	3	11	-73.9	-74.0	-72.3		-57.8	-41.25	16.5
	Non HT/VHT20 Beam Forming, 6 to 54 Mbps	4	12	-73.9	-74.0	-72.3	-73.9	-55.4	-41.25	14.2
	HT/VHT20, M0 to M7, M0.1 to M9.1	1	6	-73.5				-67.5	-41.25	26.3
	HT/VHT20, M0 to M7, M0.1 to M9.1	2	6	-73.5	-74.1			-64.8	-41.25	23.5
	HT/VHT20, M8 to M15, M0.2 to M9.2	2	6	-73.5	-74.1			-64.8	-41.25	23.5
	HT/VHT20, M0 to M7, M0.1 to M9.1	3	6	-73.5	-74.1	-72.6		-62.6	-41.25	21.3
	HT/VHT20, M8 to M15, M0.2 to M9.2	3	6	-73.5	-74.1	-72.6		-62.6	-41.25	21.3
	HT/VHT20, M16 to M23, M0.3 to M9.3	3	6	-73.5	-74.1	-72.6		-62.6	-41.25	21.3
	HT/VHT20, M0 to M7, M0.1 to M9.1	4	6	-73.5	-74.1	-72.6	-73.9	-61.5	-41.25	20.2
	HT/VHT20, M8 to M15, M0.2 to M9.2	4	6	-73.5	-74.1	-72.6	-73.9	-61.5	-41.25	20.2
	HT/VHT20, M16 to M23, M0.3 to M9.3	4	6	-73.5	-74.1	-72.6	-73.9	-61.5	-41.25	20.2
	HT/VHT20 Beam Forming, M0 to M7, M0.1 to M9.1	2	9	-73.5	-74.1			-61.8	-41.25	20.5
	HT/VHT20 Beam Forming, M8 to M15, M0.2 to M9.2	2	6	-73.5	-74.1			-64.8	-41.25	23.5
	HT/VHT20 Beam Forming, M0 to M7, M0.1 to M9.1	3	11	-73.5	-74.1	-72.6		-57.8	-41.25	16.5
	HT/VHT20 Beam Forming, M8 to M15, M0.2 to M9.2	3	8	-73.5	-74.1	-72.6		-60.8	-41.25	19.5
	HT/VHT20 Beam Forming, M16 to M23, M0.3 to M9.3	3	6	-73.5	-74.1	-72.6		-62.6	-41.25	21.3
	HT/VHT20 Beam Forming, M0 to M7, M0.1 to M9.1	4	12	-73.5	-74.1	-72.6	-73.9	-55.5	-41.25	14.2
	HT/VHT20 Beam Forming, M8 to M15, M0.2 to M9.2	4	9	-73.5	-74.1	-72.6	-73.9	-58.5	-41.25	17.2
	HT/VHT20 Beam Forming, M16 to M23, M0.3 to M9.3	4	7	-73.5	-74.1	-72.6	-73.9	-60.3	-41.25	19.0
	HT/VHT20 STBC, M0 to M7, M0.1 to M9.1	2	6	-73.5	-74.1			-64.8	-41.25	23.5
	HT/VHT20 STBC, M0 to M7, M0.1 to M9.1	3	6	-73.5	-74.1	-72.6		-62.6	-41.25	21.3
	HT/VHT20 STBC, M0 to M7, M0.1 to M9.1	4	6	-73.5	-74.1	-72.6	-73.9	-61.5	-41.25	20.2





Frequency (MHz)	Mode	Tx Paths	Correlated Antenna Gain (dBi)	Tx 1 Spur Power (dBm)	Tx 2 Spur Power (dBm)	Tx 3 Spur Power (dBm)	Tx 4 Spur Power (dBm)	Total Conducted Spur (dBm)	Limit (dBm)	Margin (dB)
5745	Non HT/VHT20, 6 to 54 Mbps	1	6	-49.3				-43.3	-27	16.3
	Non HT/VHT20, 6 to 54 Mbps	2	6	-49.3	-46.5			-38.7	-27	11.7
	Non HT/VHT20, 6 to 54 Mbps	3	6	-49.3	-46.5	-48.3		-37.1	-27	10.1
	Non HT/VHT20, 6 to 54 Mbps	4	6	-49.3	-46.5	-48.3	-47.9	-35.9	-27	8.9
	Non HT/VHT20 Beam Forming, 6 to 54 Mbps	2	9	-49.3	-46.5			-35.7	-27	8.7
	Non HT/VHT20 Beam Forming, 6 to 54 Mbps	3	11	-49.3	-46.5	-48.3		-32.3	-27	5.3
	Non HT/VHT20 Beam Forming, 6 to 54 Mbps	4	12	-49.3	-46.5	-48.3	-47.9	-29.9	-27	2.9
	HT/VHT20, M0 to M7, M0.1 to M9.1	1	6	-47.2				-41.2	-27	14.2
	HT/VHT20, M0 to M7, M0.1 to M9.1	2	6	-47.2	-46.3			-37.7	-27	10.7
	HT/VHT20, M8 to M15, M0.2 to M9.2	2	6	-47.2	-46.3			-37.7	-27	10.7
	HT/VHT20, M0 to M7, M0.1 to M9.1	3	6	-47.2	-46.3	-48.4		-36.4	-27	9.4
	HT/VHT20, M8 to M15, M0.2 to M9.2	3	6	-47.2	-46.3	-48.4		-36.4	-27	9.4
	HT/VHT20, M16 to M23, M0.3 to M9.3	3	6	-47.2	-46.3	-48.4		-36.4	-27	9.4
	HT/VHT20, M0 to M7, M0.1 to M9.1	4	6	-47.2	-46.3	-48.4	-49.0	-35.6	-27	8.6
	HT/VHT20, M8 to M15, M0.2 to M9.2	4	6	-47.2	-46.3	-48.4	-49.0	-35.6	-27	8.6
	HT/VHT20, M16 to M23, M0.3 to M9.3	4	6	-47.2	-46.3	-48.4	-49.0	-35.6	-27	8.6
	HT/VHT20 Beam Forming, M0 to M7, M0.1 to M9.1	2	9	-47.2	-46.3			-34.7	-27	7.7
	HT/VHT20 Beam Forming, M8 to M15, M0.2 to M9.2	2	6	-47.2	-46.3			-37.7	-27	10.7
	HT/VHT20 Beam Forming, M0 to M7, M0.1 to M9.1	3	11	-47.2	-46.3	-48.4		-31.6	-27	4.6
	HT/VHT20 Beam Forming, M8 to M15, M0.2 to M9.2	3	8	-47.2	-46.3	-48.4		-34.6	-27	7.6
	HT/VHT20 Beam Forming, M16 to M23, M0.3 to M9.3	3	6	-47.2	-46.3	-48.4		-36.4	-27	9.4
	HT/VHT20 Beam Forming, M0 to M7, M0.1 to M9.1	4	12	-47.2	-46.3	-48.4	-49.0	-29.6	-27	2.6
	HT/VHT20 Beam Forming, M8 to M15, M0.2 to M9.2	4	9	-47.2	-46.3	-48.4	-49.0	-32.6	-27	5.6
	HT/VHT20 Beam Forming, M16 to M23, M0.3 to M9.3	4	7	-47.2	-46.3	-48.4	-49.0	-34.4	-27	7.4
	HT/VHT20 STBC, M0 to M7, M0.1 to M9.1	2	6	-47.2	-46.3			-37.7	-27	10.7
	HT/VHT20 STBC, M0 to M7, M0.1 to M9.1	3	6	-47.2	-46.3	-48.4		-36.4	-27	9.4
	HT/VHT20 STBC, M0 to M7, M0.1 to M9.1	4	6	-47.2	-46.3	-48.4	-49.0	-35.6	-27	8.6
5755	Non HT/VHT40, 6 to 54 Mbps	1	6	-47.0				-41.0	-27	14.0
	Non HT/VHT40, 6 to 54 Mbps	2	6	-47.8	-46.4			-38.0	-27	11.0
	Non HT/VHT40, 6 to 54 Mbps	3	6	-47.8	-46.4	-47.4		-36.4	-27	9.4
	Non HT/VHT40, 6 to 54 Mbps	4	6	-47.8	-46.4	-47.4	-47.0	-35.1	-27	8.1
	HT/VHT40, M0 to M7, M0.1 to M9.1	1	6	-48.2				-42.2	-27	15.2
	HT/VHT40, M0 to M7, M0.1 to M9.1	2	6	-48.2	-47.1			-38.6	-27	11.6
	HT/VHT40, M8 to M15, M0.2 to M9.2	2	6	-48.2	-47.1			-38.6	-27	11.6



	HT/VHT40, M0 to M7, M0.1 to M9.1	3	6	-48.2	-47.1	-48.9		-37.2	-27	10.2
	HT/VHT40, M8 to M15, M0.2 to M9.2	3	6	-48.2	-47.1	-48.9		-37.2	-27	10.2
	HT/VHT40, M16 to M23, M0.3 to M9.3	3	6	-48.2	-47.1	-48.9		-37.2	-27	10.2
	HT/VHT40, M0 to M7, M0.1 to M9.1	4	6	-48.2	-47.1	-48.9	-46.0	-35.4	-27	8.4
	HT/VHT40, M8 to M15, M0.2 to M9.2	4	6	-48.2	-47.1	-48.9	-46.0	-35.4	-27	8.4
	HT/VHT40, M16 to M23, M0.3 to M9.3	4	6	-48.2	-47.1	-48.9	-46.0	-35.4	-27	8.4
	HT/VHT40 Beam Forming, M0 to M7, M0.1 to M9.1	2	9	-48.2	-47.1			-35.6	-27	8.6
	HT/VHT40 Beam Forming, M8 to M15, M0.2 to M9.2	2	6	-48.2	-47.1			-38.6	-27	11.6
	HT/VHT40 Beam Forming, M0 to M7, M0.1 to M9.1	3	11	-48.2	-47.1	-48.9		-32.4	-27	5.4
	HT/VHT40 Beam Forming, M8 to M15, M0.2 to M9.2	3	8	-48.2	-47.1	-48.9		-35.4	-27	8.4
	HT/VHT40 Beam Forming, M16 to M23, M0.3 to M9.3	3	6	-48.2	-47.1	-48.9		-37.2	-27	10.2
	HT/VHT40 Beam Forming, M0 to M7, M0.1 to M9.1	4	12	-48.2	-47.1	-48.9	-46.0	-29.4	-27	2.4
	HT/VHT40 Beam Forming, M8 to M15, M0.2 to M9.2	4	9	-48.2	-47.1	-48.9	-46.0	-32.4	-27	5.4
	HT/VHT40 Beam Forming, M16 to M23, M0.3 to M9.3	4	7	-48.2	-47.1	-48.9	-46.0	-34.2	-27	7.2
	HT/VHT40 STBC, M0 to M7, M0.1 to M9.1	2	6	-48.2	-47.1			-38.6	-27	11.6
	HT/VHT40 STBC, M0 to M7, M0.1 to M9.1	3	6	-48.2	-47.1	-48.9		-37.2	-27	10.2
	HT/VHT40 STBC, M0 to M7, M0.1 to M9.1	4	6	-48.2	-47.1	-48.9	-46.0	-35.4	-27	8.4
5775	Non HT/VHT80, 6 to 54 Mbps	1	6	-47.7				-41.7	-27	14.7
	Non HT/VHT80, 6 to 54 Mbps	2	6	-47.7	-47.6			-38.6	-27	11.6
	Non HT/VHT80, 6 to 54 Mbps	3	6	-47.7	-47.6	-49.1		-37.3	-27	10.3
	Non HT/VHT80, 6 to 54 Mbps	4	6	-47.7	-47.6	-49.1	-47.2	-35.8	-27	8.8
	HT/VHT80, M0 to M7, M0.1 to M9.1	1	6	-48.1				-42.1	-27	15.1
	HT/VHT80, M0 to M7, M0.1 to M9.1	2	6	-48.1	-49.2			-39.6	-27	12.6
	HT/VHT80, M8 to M15, M0.2 to M9.2	2	6	-48.1	-49.2			-39.6	-27	12.6
	HT/VHT80, M0 to M7, M0.1 to M9.1	3	6	-48.1	-49.2	-49.3		-38.1	-27	11.1
	HT/VHT80, M8 to M15, M0.2 to M9.2	3	6	-48.1	-49.2	-49.3		-38.1	-27	11.1
	HT/VHT80, M16 to M23, M0.3 to M9.3	3	6	-48.1	-49.2	-49.3		-38.1	-27	11.1
	HT/VHT80, M0 to M7, M0.1 to M9.1	4	6	-48.1	-49.2	-49.3	-47.8	-36.5	-27	9.5
	HT/VHT80, M8 to M15, M0.2 to M9.2	4	6	-48.1	-49.2	-49.3	-47.8	-36.5	-27	9.5
	HT/VHT80, M16 to M23, M0.3 to M9.3	4	6	-48.1	-49.2	-49.3	-47.8	-36.5	-27	9.5
	HT/VHT80 Beam Forming, M0 to M7, M0.1 to M9.1	2	9	-48.1	-49.2			-36.6	-27	9.6
	HT/VHT80 Beam Forming, M8 to M15, M0.2 to M9.2	2	6	-48.1	-49.2			-39.6	-27	12.6
	HT/VHT80 Beam Forming, M0 to M7, M0.1 to M9.1	3	11	-48.1	-49.2	-49.3		-33.3	-27	6.3
	HT/VHT80 Beam Forming, M8 to M15, M0.2 to M9.2	3	8	-48.1	-49.2	-49.3		-36.3	-27	9.3
	HT/VHT80 Beam Forming, M16 to M23, M0.3 to M9.3	3	6	-48.1	-49.2	-49.3		-38.1	-27	11.1
	HT/VHT80 Beam Forming, M0 to M7, M0.1 to M9.1	4	12	-48.1	-49.2	-49.3	-47.8	-30.5	-27	3.5
	HT/VHT80 Beam Forming, M8 to M15, M0.2 to M9.2	4	9	-48.1	-49.2	-49.3	-47.8	-33.5	-27	6.5
	HT/VHT80 Beam Forming, M16 to M23, M0.3 to M9.3	4	7	-48.1	-49.2	-49.3	-47.8	-35.3	-27	8.3
	HT/VHT80 STBC, M0 to M7, M0.1 to M9.1	2	6	-48.1	-49.2			-39.6	-27	12.6
	HT/VHT80 STBC, M0 to M7, M0.1 to M9.1	3	6	-48.1	-49.2	-49.3		-38.1	-27	11.1

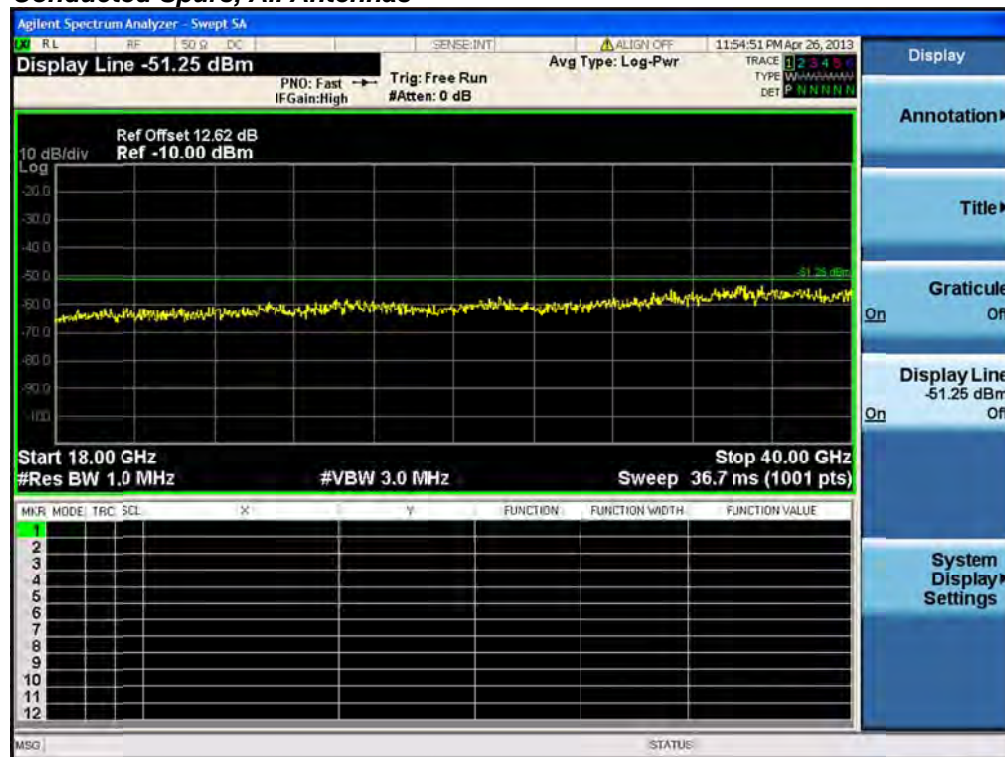


	HT/VHT80 STBC, M0 to M7, M0.1 to M9.1	4	6	-48.1	-49.2	-49.3	-47.8	-36.5	-27	9.5
5785	Non HT/VHT20, 6 to 54 Mbps	1	6	-48.8				-42.8	-27	15.8
	Non HT/VHT20, 6 to 54 Mbps	2	6	-48.8	-48.5			-39.6	-27	12.6
	Non HT/VHT20, 6 to 54 Mbps	3	6	-48.8	-48.5	-46.2		-36.9	-27	9.9
	Non HT/VHT20, 6 to 54 Mbps	4	6	-48.8	-48.5	-46.2	-46.9	-35.4	-27	8.4
	Non HT/VHT20 Beam Forming, 6 to 54 Mbps	2	9	-48.8	-48.5			-36.6	-27	9.6
	Non HT/VHT20 Beam Forming, 6 to 54 Mbps	3	11	-48.8	-48.5	-46.2		-32.1	-27	5.1
	Non HT/VHT20 Beam Forming, 6 to 54 Mbps	4	12	-48.8	-48.5	-46.2	-46.9	-29.4	-27	2.4
	HT/VHT20, M0 to M7, M0.1 to M9.1	1	6	-47.3				-41.3	-27	14.3
	HT/VHT20, M0 to M7, M0.1 to M9.1	2	6	-47.3	-47.4			-38.3	-27	11.3
	HT/VHT20, M8 to M15, M0.2 to M9.2	2	6	-47.3	-47.4			-38.3	-27	11.3
	HT/VHT20, M0 to M7, M0.1 to M9.1	3	6	-47.3	-47.4	-46.9		-36.4	-27	9.4
	HT/VHT20, M8 to M15, M0.2 to M9.2	3	6	-47.3	-47.4	-46.9		-36.4	-27	9.4
	HT/VHT20, M16 to M23, M0.3 to M9.3	3	6	-47.3	-47.4	-46.9		-36.4	-27	9.4
	HT/VHT20, M0 to M7, M0.1 to M9.1	4	6	-47.3	-47.4	-46.9	-48.1	-35.4	-27	8.4
	HT/VHT20, M8 to M15, M0.2 to M9.2	4	6	-47.3	-47.4	-46.9	-48.1	-35.4	-27	8.4
	HT/VHT20, M16 to M23, M0.3 to M9.3	4	6	-47.3	-47.4	-46.9	-48.1	-35.4	-27	8.4
	HT/VHT20 Beam Forming, M0 to M7, M0.1 to M9.1	2	9	-47.3	-47.4			-35.3	-27	8.3
	HT/VHT20 Beam Forming, M8 to M15, M0.2 to M9.2	2	6	-47.3	-47.4			-38.3	-27	11.3
	HT/VHT20 Beam Forming, M0 to M7, M0.1 to M9.1	3	11	-47.3	-47.4	-46.9		-31.6	-27	4.6
	HT/VHT20 Beam Forming, M8 to M15, M0.2 to M9.2	3	8	-47.3	-47.4	-46.9		-34.6	-27	7.6
	HT/VHT20 Beam Forming, M16 to M23, M0.3 to M9.3	3	6	-47.3	-47.4	-46.9		-36.4	-27	9.4
	HT/VHT20 Beam Forming, M0 to M7, M0.1 to M9.1	4	12	-47.3	-47.4	-46.9	-48.1	-29.4	-27	2.4
	HT/VHT20 Beam Forming, M8 to M15, M0.2 to M9.2	4	9	-47.3	-47.4	-46.9	-48.1	-32.4	-27	5.4
	HT/VHT20 Beam Forming, M16 to M23, M0.3 to M9.3	4	7	-47.3	-47.4	-46.9	-48.1	-34.2	-27	7.2
	HT/VHT20 STBC, M0 to M7, M0.1 to M9.1	2	6	-47.3	-47.4			-38.3	-27	11.3
	HT/VHT20 STBC, M0 to M7, M0.1 to M9.1	3	6	-47.3	-47.4	-46.9		-36.4	-27	9.4
	HT/VHT20 STBC, M0 to M7, M0.1 to M9.1	4	6	-47.3	-47.4	-46.9	-48.1	-35.4	-27	8.4
5795	Non HT/VHT40, 6 to 54 Mbps	1	6	-47.5				-41.5	-27	14.5
	Non HT/VHT40, 6 to 54 Mbps	2	6	-47.5	-47.9			-38.7	-27	11.7
	Non HT/VHT40, 6 to 54 Mbps	3	6	-47.5	-47.9	-47.8		-37.0	-27	10.0
	Non HT/VHT40, 6 to 54 Mbps	4	6	-47.5	-47.9	-47.8	-49.4	-36.1	-27	9.1
	HT/VHT40, M0 to M7, M0.1 to M9.1	1	6	-47.6				-41.6	-27	14.6
	HT/VHT40, M0 to M7, M0.1 to M9.1	2	6	-47.6	-49.0			-39.2	-27	12.2
	HT/VHT40, M8 to M15, M0.2 to M9.2	2	6	-47.6	-49.0			-39.2	-27	12.2
	HT/VHT40, M0 to M7, M0.1 to M9.1	3	6	-47.6	-49.0	-49.4		-37.8	-27	10.8
	HT/VHT40, M8 to M15, M0.2 to M9.2	3	6	-47.6	-49.0	-49.4		-37.8	-27	10.8
	HT/VHT40, M16 to M23, M0.3 to M9.3	3	6	-47.6	-49.0	-49.4		-37.8	-27	10.8
	HT/VHT40, M0 to M7, M0.1 to M9.1	4	6	-47.6	-49.0	-49.4	-49.1	-36.7	-27	9.7



	HT/VHT40, M8 to M15, M0.2 to M9.2	4	6	-47.6	-49.0	-49.4	-49.1	-36.7	-27	9.7
	HT/VHT40, M16 to M23, M0.3 to M9.3	4	6	-47.6	-49.0	-49.4	-49.1	-36.7	-27	9.7
	HT/VHT40 Beam Forming, M0 to M7, M0.1 to M9.1	2	9	-47.6	-49.0			-36.2	-27	9.2
	HT/VHT40 Beam Forming, M8 to M15, M0.2 to M9.2	2	6	-47.6	-49.0			-39.2	-27	12.2
	HT/VHT40 Beam Forming, M0 to M7, M0.1 to M9.1	3	11	-47.6	-49.0	-49.4		-33.0	-27	6.0
	HT/VHT40 Beam Forming, M8 to M15, M0.2 to M9.2	3	8	-47.6	-49.0	-49.4		-36.0	-27	9.0
	HT/VHT40 Beam Forming, M16 to M23, M0.3 to M9.3	3	6	-47.6	-49.0	-49.4		-37.8	-27	10.8
	HT/VHT40 Beam Forming, M0 to M7, M0.1 to M9.1	4	12	-47.6	-49.0	-49.4	-49.1	-30.7	-27	3.7
	HT/VHT40 Beam Forming, M8 to M15, M0.2 to M9.2	4	9	-47.6	-49.0	-49.4	-49.1	-33.7	-27	6.7
	HT/VHT40 Beam Forming, M16 to M23, M0.3 to M9.3	4	7	-47.6	-49.0	-49.4	-49.1	-35.5	-27	8.5
	HT/VHT40 STBC, M0 to M7, M0.1 to M9.1	2	6	-47.6	-49.0			-39.2	-27	12.2
	HT/VHT40 STBC, M0 to M7, M0.1 to M9.1	3	6	-47.6	-49.0	-49.4		-37.8	-27	10.8
	HT/VHT40 STBC, M0 to M7, M0.1 to M9.1	4	6	-47.6	-49.0	-49.4	-49.1	-36.7	-27	9.7
5825	Non HT/VHT20, 6 to 54 Mbps	1	6	-48.6				-42.6	-27	15.6
	Non HT/VHT20, 6 to 54 Mbps	2	6	-48.6	-48.4			-39.5	-27	12.5
	Non HT/VHT20, 6 to 54 Mbps	3	6	-48.6	-48.4	-46.4		-36.9	-27	9.9
	Non HT/VHT20, 6 to 54 Mbps	4	6	-48.6	-48.4	-46.4	-46.6	-35.4	-27	8.4
	Non HT/VHT20 Beam Forming, 6 to 54 Mbps	2	9	-48.6	-48.4			-36.5	-27	9.5
	Non HT/VHT20 Beam Forming, 6 to 54 Mbps	3	11	-48.6	-48.4	-46.4		-32.1	-27	5.1
	Non HT/VHT20 Beam Forming, 6 to 54 Mbps	4	12	-48.6	-48.4	-46.4	-46.6	-29.4	-27	2.4
	HT/VHT20, M0 to M7, M0.1 to M9.1	1	6	-47.2				-41.2	-27	14.2
	HT/VHT20, M0 to M7, M0.1 to M9.1	2	6	-47.2	-46.0			-37.5	-27	10.5
	HT/VHT20, M8 to M15, M0.2 to M9.2	2	6	-47.2	-46.0			-37.5	-27	10.5
	HT/VHT20, M0 to M7, M0.1 to M9.1	3	6	-47.2	-46.0	-48.0		-36.2	-27	9.2
	HT/VHT20, M8 to M15, M0.2 to M9.2	3	6	-47.2	-46.0	-48.0		-36.2	-27	9.2
	HT/VHT20, M16 to M23, M0.3 to M9.3	3	6	-47.2	-46.0	-48.0		-36.2	-27	9.2
	HT/VHT20, M0 to M7, M0.1 to M9.1	4	6	-47.2	-46.0	-48.0	-47.0	-35.0	-27	8.0
	HT/VHT20, M8 to M15, M0.2 to M9.2	4	6	-47.2	-46.0	-48.0	-47.0	-35.0	-27	8.0
	HT/VHT20, M16 to M23, M0.3 to M9.3	4	6	-47.2	-46.0	-48.0	-47.0	-35.0	-27	8.0
	HT/VHT20 Beam Forming, M0 to M7, M0.1 to M9.1	2	9	-47.2	-46.0			-34.5	-27	7.5
	HT/VHT20 Beam Forming, M8 to M15, M0.2 to M9.2	2	6	-47.2	-46.0			-37.5	-27	10.5
	HT/VHT20 Beam Forming, M0 to M7, M0.1 to M9.1	3	11	-47.2	-46.0	-48.0		-31.4	-27	4.4
	HT/VHT20 Beam Forming, M8 to M15, M0.2 to M9.2	3	8	-47.2	-46.0	-48.0		-34.4	-27	7.4
	HT/VHT20 Beam Forming, M16 to M23, M0.3 to M9.3	3	6	-47.2	-46.0	-48.0		-36.2	-27	9.2
	HT/VHT20 Beam Forming, M0 to M7, M0.1 to M9.1	4	12	-47.2	-46.0	-48.0	-47.0	-29.0	-27	2.0
	HT/VHT20 Beam Forming, M8 to M15, M0.2 to M9.2	4	9	-47.2	-46.0	-48.0	-47.0	-32.0	-27	5.0
	HT/VHT20 Beam Forming, M16 to M23, M0.3 to M9.3	4	7	-47.2	-46.0	-48.0	-47.0	-33.8	-27	6.8
	HT/VHT20 STBC, M0 to M7, M0.1 to M9.1	2	6	-47.2	-46.0			-37.5	-27	10.5
	HT/VHT20 STBC, M0 to M7, M0.1 to M9.1	3	6	-47.2	-46.0	-48.0		-36.2	-27	9.2
	HT/VHT20 STBC, M0 to M7, M0.1 to M9.1	4	6	-47.2	-46.0	-48.0	-47.0	-35.0	-27	8.0



Conducted Spurs, All Antennas

Conducted Spurs Average, 5745 MHz, Non HT/VHT20, 6 to 54 Mbps**Antenna A**

**Conducted Spurs Average, 5745 MHz, Non HT/VHT20, 6 to 54 Mbps****Antenna A****Antenna B**

Conducted Spurs Average, 5745 MHz, Non HT/VHT20, 6 to 54 Mbps**Antenna A****Antenna B****Antenna C**

Conducted Spurs Average, 5745 MHz, Non HT/VHT20, 6 to 54 Mbps**Antenna A****Antenna B****Antenna C****Antenna D**

**Conducted Spurs Average, 5745 MHz, Non HT/VHT20 Beam Forming, 6 to 54 Mbps****Antenna A****Antenna B**

Conducted Spurs Average, 5745 MHz, Non HT/VHT20 Beam Forming, 6 to 54 Mbps**Antenna A****Antenna B****Antenna C**

Conducted Spurs Average, 5745 MHz, Non HT/VHT20 Beam Forming, 6 to 54 Mbps**Antenna A****Antenna B****Antenna C****Antenna D**

Conducted Spurs Average, 5745 MHz, HT/VHT20, M0 to M7, M0.1 to M9.1**Antenna A**

**Conducted Spurs Average, 5745 MHz, HT/VHT20, M0 to M7, M0.1 to M9.1****Antenna A****Antenna B**

**Conducted Spurs Average, 5745 MHz, HT/VHT20, M8 to M15, M0.2 to M9.2****Antenna A****Antenna B**

Conducted Spurs Average, 5745 MHz, HT/VHT20, M0 to M7, M0.1 to M9.1**Antenna A****Antenna B****Antenna C**

Conducted Spurs Average, 5745 MHz, HT/VHT20, M8 to M15, M0.2 to M9.2**Antenna A****Antenna B****Antenna C**

Conducted Spurs Average, 5745 MHz, HT/VHT20, M16 to M23, M0.3 to M9.3**Antenna A****Antenna B****Antenna C**

Conducted Spurs Average, 5745 MHz, HT/VHT20, M0 to M7, M0.1 to M9.1**Antenna A****Antenna B****Antenna C****Antenna D**

Conducted Spurs Average, 5745 MHz, HT/VHT20, M8 to M15, M0.2 to M9.2**Antenna A****Antenna B****Antenna C****Antenna D**

Conducted Spurs Average, 5745 MHz, HT/VHT20, M16 to M23, M0.3 to M9.3**Antenna A****Antenna B****Antenna C****Antenna D**

**Conducted Spurs Average, 5745 MHz, HT/VHT20 Beam Forming, M0 to M7, M0.1 to M9.1****Antenna A****Antenna B**

**Conducted Spurs Average, 5745 MHz, HT/VHT20 Beam Forming, M8 to M15, M0.2 to M9.2****Antenna A****Antenna B**

Conducted Spurs Average, 5745 MHz, HT/VHT20 Beam Forming, M0 to M7, M0.1 to M9.1**Antenna A****Antenna B****Antenna C**

Conducted Spurs Average, 5745 MHz, HT/VHT20 Beam Forming, M8 to M15, M0.2 to M9.2**Antenna A****Antenna B****Antenna C**

Conducted Spurs Average, 5745 MHz, HT/VHT20 Beam Forming, M16 to M23, M0.3 to M9.3**Antenna A****Antenna B****Antenna C**

Conducted Spurs Average, 5745 MHz, HT/VHT20 Beam Forming, M0 to M7, M0.1 to M9.1**Antenna A****Antenna B****Antenna C****Antenna D**

Conducted Spurs Average, 5745 MHz, HT/VHT20 Beam Forming, M8 to M15, M0.2 to M9.2**Antenna A****Antenna B****Antenna C****Antenna D**

**Conducted Spurs Average, 5745 MHz, HT/VHT20 Beam Forming, M16 to M23, M0.3 to M9.3****Antenna A****Antenna B****Antenna C****Antenna D**

**Conducted Spurs Average, 5745 MHz, HT/VHT20 STBC, M0 to M7, M0.1 to M9.1****Antenna A****Antenna B**

Conducted Spurs Average, 5745 MHz, HT/VHT20 STBC, M0 to M7, M0.1 to M9.1**Antenna A****Antenna B****Antenna C**

Conducted Spurs Average, 5745 MHz, HT/VHT20 STBC, M0 to M7, M0.1 to M9.1**Antenna A****Antenna B****Antenna C****Antenna D**

Conducted Spurs Average, 5755 MHz, Non HT/VHT40, 6 to 54 Mbps**Antenna A**

**Conducted Spurs Average, 5755 MHz, Non HT/VHT40, 6 to 54 Mbps****Antenna A****Antenna B**

Conducted Spurs Average, 5755 MHz, Non HT/VHT40, 6 to 54 Mbps**Antenna A****Antenna B****Antenna C**

Conducted Spurs Average, 5755 MHz, Non HT/VHT40, 6 to 54 Mbps**Antenna A****Antenna B****Antenna C****Antenna D**

Conducted Spurs Average, 5755 MHz, HT/VHT40, M0 to M7, M0.1 to M9.1**Antenna A**

**Conducted Spurs Average, 5755 MHz, HT/VHT40, M0 to M7, M0.1 to M9.1****Antenna A****Antenna B**

**Conducted Spurs Average, 5755 MHz, HT/VHT40, M8 to M15, M0.2 to M9.2****Antenna A****Antenna B**

Conducted Spurs Average, 5755 MHz, HT/VHT40, M0 to M7, M0.1 to M9.1**Antenna A****Antenna B****Antenna C**

Conducted Spurs Average, 5755 MHz, HT/VHT40, M8 to M15, M0.2 to M9.2**Antenna A****Antenna B****Antenna C**

Conducted Spurs Average, 5755 MHz, HT/VHT40, M16 to M23, M0.3 to M9.3**Antenna A****Antenna B****Antenna C**

Conducted Spurs Average, 5755 MHz, HT/VHT40, M0 to M7, M0.1 to M9.1**Antenna A****Antenna B****Antenna C****Antenna D**

Conducted Spurs Average, 5755 MHz, HT/VHT40, M8 to M15, M0.2 to M9.2**Antenna A****Antenna B****Antenna C****Antenna D**

Conducted Spurs Average, 5755 MHz, HT/VHT40, M16 to M23, M0.3 to M9.3**Antenna A****Antenna B****Antenna C****Antenna D**

**Conducted Spurs Average, 5755 MHz, HT/VHT40 Beam Forming, M0 to M7, M0.1 to M9.1****Antenna A****Antenna B**

**Conducted Spurs Average, 5755 MHz, HT/VHT40 Beam Forming, M8 to M15, M0.2 to M9.2****Antenna A****Antenna B**

Conducted Spurs Average, 5755 MHz, HT/VHT40 Beam Forming, M0 to M7, M0.1 to M9.1**Antenna A****Antenna B****Antenna C**

Conducted Spurs Average, 5755 MHz, HT/VHT40 Beam Forming, M8 to M15, M0.2 to M9.2**Antenna A****Antenna B****Antenna C**

Conducted Spurs Average, 5755 MHz, HT/VHT40 Beam Forming, M16 to M23, M0.3 to M9.3**Antenna A****Antenna B****Antenna C**

Conducted Spurs Average, 5755 MHz, HT/VHT40 Beam Forming, M0 to M7, M0.1 to M9.1**Antenna A****Antenna B****Antenna C****Antenna D**

Conducted Spurs Average, 5755 MHz, HT/VHT40 Beam Forming, M8 to M15, M0.2 to M9.2**Antenna A****Antenna B****Antenna C****Antenna D**

Conducted Spurs Average, 5755 MHz, HT/VHT40 Beam Forming, M16 to M23, M0.3 to M9.3**Antenna A****Antenna B****Antenna C****Antenna D**

**Conducted Spurs Average, 5755 MHz, HT/VHT40 STBC, M0 to M7, M0.1 to M9.1****Antenna A****Antenna B**

Conducted Spurs Average, 5755 MHz, HT/VHT40 STBC, M0 to M7, M0.1 to M9.1**Antenna A****Antenna B****Antenna C**

Conducted Spurs Average, 5755 MHz, HT/VHT40 STBC, M0 to M7, M0.1 to M9.1**Antenna A****Antenna B****Antenna C****Antenna D**

Conducted Spurs Average, 5775 MHz, Non HT/VHT80, 6 to 54 Mbps**Antenna A**

**Conducted Spurs Average, 5775 MHz, Non HT/VHT80, 6 to 54 Mbps****Antenna A****Antenna B**

Conducted Spurs Average, 5775 MHz, Non HT/VHT80, 6 to 54 Mbps**Antenna A****Antenna B****Antenna C**

Conducted Spurs Average, 5775 MHz, Non HT/VHT80, 6 to 54 Mbps**Antenna A****Antenna B****Antenna C****Antenna D**

Conducted Spurs Average, 5775 MHz, HT/VHT80, M0 to M7, M0.1 to M9.1**Antenna A**

**Conducted Spurs Average, 5775 MHz, HT/VHT80, M0 to M7, M0.1 to M9.1****Antenna A****Antenna B**

Conducted Spurs Average, 5775 MHz, HT/VHT80, M8 to M15, M0.2 to M9.2**Antenna A****Antenna B**

**Conducted Spurs Average, 5775 MHz, HT/VHT80, M0 to M7, M0.1 to M9.1****Antenna A****Antenna B****Antenna C**

Conducted Spurs Average, 5775 MHz, HT/VHT80, M8 to M15, M0.2 to M9.2**Antenna A****Antenna B****Antenna C**

Conducted Spurs Average, 5775 MHz, HT/VHT80, M16 to M23, M0.3 to M9.3**Antenna A****Antenna B****Antenna C**

Conducted Spurs Average, 5775 MHz, HT/VHT80, M0 to M7, M0.1 to M9.1**Antenna A****Antenna B****Antenna C****Antenna D**

Conducted Spurs Average, 5775 MHz, HT/VHT80, M8 to M15, M0.2 to M9.2**Antenna A****Antenna B****Antenna C****Antenna D**

Conducted Spurs Average, 5775 MHz, HT/VHT80, M16 to M23, M0.3 to M9.3**Antenna A****Antenna B****Antenna C****Antenna D**

**Conducted Spurs Average, 5775 MHz, HT/VHT80 Beam Forming, M0 to M7, M0.1 to M9.1****Antenna A****Antenna B**

**Conducted Spurs Average, 5775 MHz, HT/VHT80 Beam Forming, M8 to M15, M0.2 to M9.2****Antenna A****Antenna B**

Conducted Spurs Average, 5775 MHz, HT/VHT80 Beam Forming, M0 to M7, M0.1 to M9.1**Antenna A****Antenna B****Antenna C**

Conducted Spurs Average, 5775 MHz, HT/VHT80 Beam Forming, M8 to M15, M0.2 to M9.2**Antenna A****Antenna B****Antenna C**

Conducted Spurs Average, 5775 MHz, HT/VHT80 Beam Forming, M16 to M23, M0.3 to M9.3**Antenna A****Antenna B****Antenna C**

Conducted Spurs Average, 5775 MHz, HT/VHT80 Beam Forming, M0 to M7, M0.1 to M9.1**Antenna A****Antenna B****Antenna C****Antenna D**

Conducted Spurs Average, 5775 MHz, HT/VHT80 Beam Forming, M8 to M15, M0.2 to M9.2**Antenna A****Antenna B****Antenna C****Antenna D**

Conducted Spurs Average, 5775 MHz, HT/VHT80 Beam Forming, M16 to M23, M0.3 to M9.3**Antenna A****Antenna B****Antenna C****Antenna D**

**Conducted Spurs Average, 5775 MHz, HT/VHT80 STBC, M0 to M7, M0.1 to M9.1****Antenna A****Antenna B**

**Conducted Spurs Average, 5775 MHz, HT/VHT80 STBC, M0 to M7, M0.1 to M9.1****Antenna A****Antenna B****Antenna C**

Conducted Spurs Average, 5775 MHz, HT/VHT80 STBC, M0 to M7, M0.1 to M9.1**Antenna A****Antenna B****Antenna C****Antenna D**

Conducted Spurs Average, 5785 MHz, Non HT/VHT20, 6 to 54 Mbps**Antenna A**

Conducted Spurs Average, 5785 MHz, Non HT/VHT20, 6 to 54 Mbps**Antenna A****Antenna B**

**Conducted Spurs Average, 5785 MHz, Non HT/VHT20, 6 to 54 Mbps****Antenna A****Antenna B****Antenna C**

Conducted Spurs Average, 5785 MHz, Non HT/VHT20, 6 to 54 Mbps**Antenna A****Antenna B****Antenna C****Antenna D**

**Conducted Spurs Average, 5785 MHz, Non HT/VHT20 Beam Forming, 6 to 54 Mbps****Antenna A****Antenna B**

Conducted Spurs Average, 5785 MHz, Non HT/VHT20 Beam Forming, 6 to 54 Mbps**Antenna A****Antenna B****Antenna C**

**Conducted Spurs Average, 5785 MHz, Non HT/VHT20 Beam Forming, 6 to 54 Mbps****Antenna A****Antenna B****Antenna C****Antenna D**

Conducted Spurs Average, 5785 MHz, HT/VHT20, M0 to M7, M0.1 to M9.1**Antenna A**

**Conducted Spurs Average, 5785 MHz, HT/VHT20, M0 to M7, M0.1 to M9.1****Antenna A****Antenna B**

**Conducted Spurs Average, 5785 MHz, HT/VHT20, M8 to M15, M0.2 to M9.2****Antenna A****Antenna B**

Conducted Spurs Average, 5785 MHz, HT/VHT20, M0 to M7, M0.1 to M9.1**Antenna A****Antenna B****Antenna C**

Conducted Spurs Average, 5785 MHz, HT/VHT20, M8 to M15, M0.2 to M9.2**Antenna A****Antenna B****Antenna C**

Conducted Spurs Average, 5785 MHz, HT/VHT20, M16 to M23, M0.3 to M9.3**Antenna A****Antenna B****Antenna C**

Conducted Spurs Average, 5785 MHz, HT/VHT20, M0 to M7, M0.1 to M9.1**Antenna A****Antenna B****Antenna C****Antenna D**

Conducted Spurs Average, 5785 MHz, HT/VHT20, M8 to M15, M0.2 to M9.2**Antenna A****Antenna B****Antenna C****Antenna D**

Conducted Spurs Average, 5785 MHz, HT/VHT20, M16 to M23, M0.3 to M9.3**Antenna A****Antenna B****Antenna C****Antenna D**



Conducted Spurs Average, 5785 MHz, HT/VHT20 Beam Forming, M0 to M7, M0.1 to M9.1



**Conducted Spurs Average, 5785 MHz, HT/VHT20 Beam Forming, M8 to M15, M0.2 to M9.2****Antenna A****Antenna B**

Conducted Spurs Average, 5785 MHz, HT/VHT20 Beam Forming, M0 to M7, M0.1 to M9.1**Antenna A****Antenna B****Antenna C**

Conducted Spurs Average, 5785 MHz, HT/VHT20 Beam Forming, M8 to M15, M0.2 to M9.2**Antenna A****Antenna B****Antenna C**

**Conducted Spurs Average, 5785 MHz, HT/VHT20 Beam Forming, M16 to M23, M0.3 to M9.3****Antenna A****Antenna B****Antenna C**

Conducted Spurs Average, 5785 MHz, HT/VHT20 Beam Forming, M0 to M7, M0.1 to M9.1**Antenna A****Antenna B****Antenna C****Antenna D**