

Appendix B. Test Photos


1. Photographs of Conducted Emissions Test Configuration

Test Mode: Mode 1

FRONT VIEW



REAR VIEW



Test Mode: Mode 2

FRONT VIEW



REAR VIEW



Test Mode: Mode 3

FRONT VIEW



REAR VIEW




Test Mode: Mode 4

FRONT VIEW



REAR VIEW




Test Mode: Mode 5

FRONT VIEW




REAR VIEW




2. Photographs of Radiated Emissions Test Configuration

9kHz ~30MHz

FRONT VIEW




REAR VIEW




30MHz~1GHz

Test Mode: Mode 1

FRONT VIEW




REAR VIEW




Test Mode: Mode 2

FRONT VIEW




REAR VIEW



Test Mode: Mode 3

FRONT VIEW




REAR VIEW




Test Mode: Mode 4

FRONT VIEW




REAR VIEW




Test Mode: Mode 5

FRONT VIEW




REAR VIEW




Above 1GHz

FRONT VIEW



REAR VIEW



SIDE VIEW

