



GUANGDONG ZIKE TECHNOLOGY CO.,LTD

说明书文件

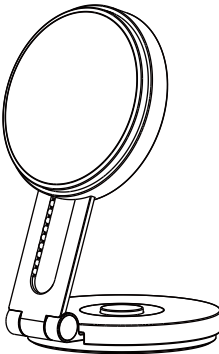
Z677 说明书  
折后尺寸：90\*65mm  
材质：70g双胶纸  
工艺：单张单面单色印刷，风琴折

455 mm

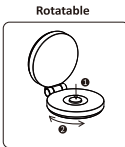
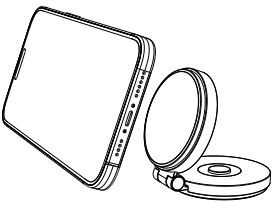
65 mm

90 mm


ZIKE  
USER MANUAL  
Magnetic Smart Phone Mount



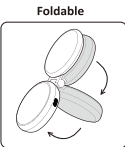
HELLO  
BEFORE USE PLEASE  
READ THE INSTRUCTION  
MANUAL



Press button to rotate 360°

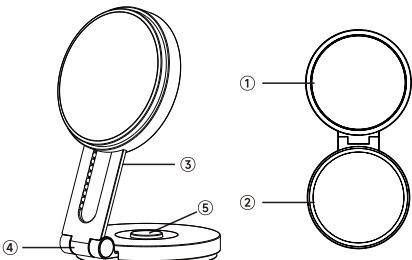


Extended length 36 mm



180° Fully adjustable angle

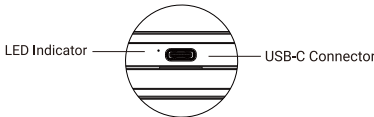
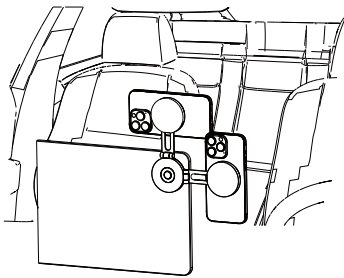
INSTRUCTIONS:



- ① MagSafe Mount  
Suitable for iPhone12 and above models
- ② 3M adhesive  
It is used to fix the stand position
- ③ Extendable rod  
The telescopic metal rod length can be extended 36mm, with providing flexible use height
- ④ 180° Adjustable angle  
It can be adjusted 180°, users can adjust the angle according to their needs, and can also be folded to save space.
- ⑤ Tenon button  
Press the tenon button to achieve a horizontal 360° rotation

FUNCTIONS:

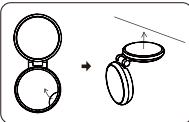
**15W**  
Magnetic Wireless Charging Phone Holder  
support iPhone fast charging



Do not place any metallic objects onto the charger.

HOW TO USE:

- ① Tear off the 3M adhesive on the bonding surface and stick to the fixed position you want to use.
- ② Open the movable mount and adjust it to a suitable angle.
- ③ Pull out the telescopic rod and adjust it to a suitable height for using.
- ④ Align the phone with the leather magnetic ring on the mount.
- ⑤ Press and hold the tenon button, the mount can be rotated 360° to adjust the viewing angle.




①



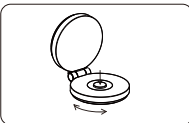
②



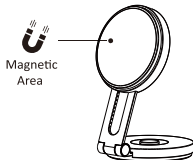
③



④



⑤



Specification

Description	Multifunction Magnetic Stand
Size	68 x 64 x 24.6 mm
Extended length	36 mm
Weight	86 g
Model	Z677
Compatibility	· iPhone 12/13/14 or later models that support MagSafe.
Parameter	Input: 5V/2A, 9V/2.22A Output: 5W/7.5W/10W/15W

ZIKE

ZIKETECH LLC  
200 CONTINENTAL DRIVE STE 401 RM434 NEWARK, DE 19713

ZIKE TECHNOLOGY (HK) CO., LIMITED / 齊客科技 (香港) 有限公司  
ROOM 21 UNIT A, 11/F, TIN WUI INDUSTRIAL BUILDING,  
NO. 3 HING WONG STREET, TUEN MUN, NT, HK  
香港新界屯門興旺街3號天匯工業大廈11樓A單元21室

GUANGDONG ZIKE TECHNOLOGY CO.,LTD / 广东省齐客科技有限公司  
ROOM 903 9TH FLOOR, BLOCK B DATANG TIMES BUILDING,  
NO. 2203 MEILONG AVENUE, LONGHUA DISTRICT, SHENZHEN  
深圳市龙华区梅龙大道2203号大康时代B座9层903室

WWW.ZIKETECH.COM +1925639-9430 SUPPORT@ZIKETECH.COM



FCC Warning

This device complies with part 15 of the FCC Rules. Operation is subject to the following two conditions:

- (1) This device may not cause harmful interference, and (2) this device must accept any interference received, including interference that may cause undesired operation.

Any Changes or modifications not expressly approved by the party responsible for compliance could void the user's authority to operate the equipment.

**Note:** This equipment has been tested and found to comply with the limits for a Class B digital device, pursuant to part 15 of the FCC Rules. These limits are designed to provide reasonable protection against harmful interference in a residential installation. This equipment generates uses and can radiate radio frequency energy and, if not installed and used in accordance with the instructions, may cause harmful interference to radio communications. However, there is no guarantee that interference will not occur in a particular installation. If this equipment does cause harmful interference to radio or television reception, which can be determined by turning the equipment off and on, the user is encouraged to try to correct the interference by one or more of the following measures:

- Reorient or relocate the receiving antenna.
- Increase the separation between the equipment and receiver.
- Connect the equipment into an outlet on a circuit different from that to which the receiver is connected.
- Consult the dealer or an experienced radio/TV technician for help.

This equipment complies with FCC radiation exposure limits set forth for an uncontrolled environment. This equipment should be installed and operated with minimum distance 20cm between the radiator & your body.