

K4W User Manual

Description

K4W Asset Tag use Ultra-wideband (UWB) technology, provides a general-purpose asset tag designed to provide uniform RF coverage for asset tracking.

It is often used to track high-value assets or simply assets whose real-time location and accuracy is critical.

The tag is easily mounted on an asset using screws or adhesive tape.

It is IP67 waterproof. It is designed for accurate asset tracking for indoor use

This device complies with Part 15 of the FCC Rules. Operation is subject to the following two conditions:

- (1) this device may not cause harmful interference, and
- (2) this device must accept any interference received, including interference that may cause undesired operation.

This equipment may only be operated indoors.

Operation outdoors is in violation of 47 U.S.C. 301 and could subject the operator to serious legal penalties.

This device devices may not be employed for the operation of toys. Operation onboard an aircraft, a ship or a satellite is prohibited (15.521(a)).



BASIC OPERATION

Power on/off : The product is powered off and shipped by default.

Please unscrew the cover, pressing the button for more than 3 seconds will turn on the device while the LED will flash for 30 seconds.

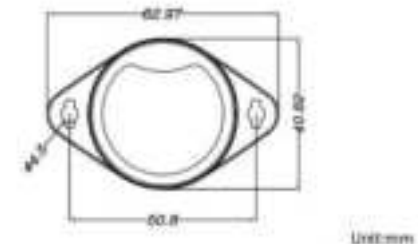
The shutdown operation can be done by clicking "power off" in the APP interface or pressing the button for 5 seconds.



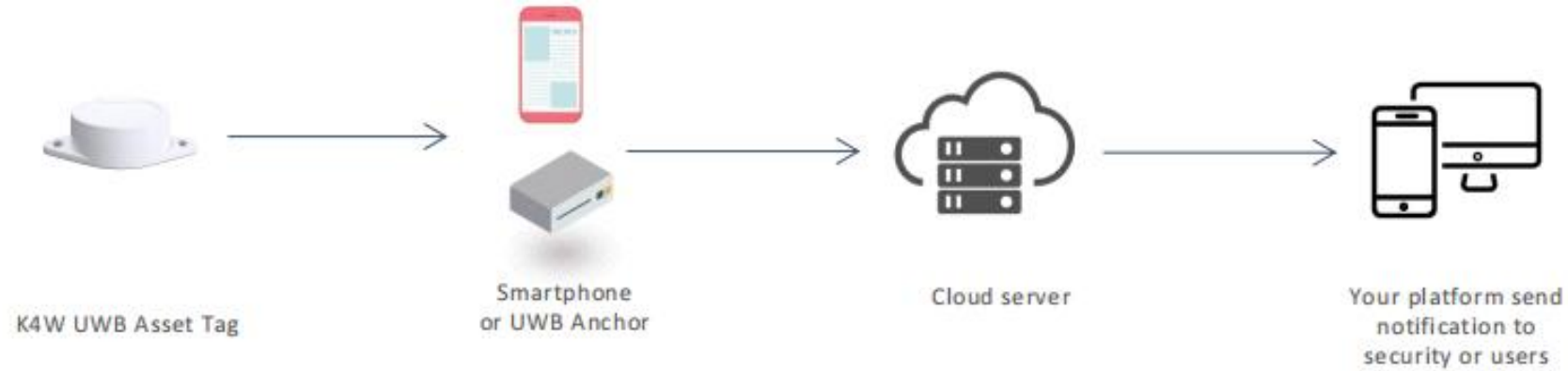
BASIC OPERATION

Installation method

1. Double-sided Tape
2. Screws
3. Magnetic adhesive sticker
4. Zip tie mount



How it works



Using the app/UWB Anchor to scan/connect the K4W' signal, then the APP/Anchor receive its data and handle the data to reach the location usage.


Testing App : KKM UWB


Downlink: <https://apps.apple.com/us/app/kkm-uwbiid6475756984>

For more tech support/questions about our K4W, you can feel free to contact our sales by sales@kkmcn.com


For more product information, you can visit our web: www.kkmcn.com

Note: Any changes or modifications not expressly approved by the party responsible for compliance could void the user's authority to operate the equipment.

 86-755-28370901

 sales@kkmcn.com

 www.kkmcn.com

 6A-3CDE, Baoneng Science and Technology Industrial Park,
Long Hua district, Shenzhen, Guang Dong, China

KKM K4W UWB Beacon

FCC Note:

This equipment has been tested and found to comply with the limits for a Class B digital device, pursuant to part 15 of the FCC Rules. These limits are designed to provide reasonable protection against harmful interference in a residential installation.

This equipment generates, uses and can radiate radio frequency energy and, if not installed and used in accordance with the instructions, may cause harmful interference to radio communications. However, there is no guarantee that interference will not occur in a particular installation. If this equipment does cause harmful interference to radio or television reception, which can be determined by turning the equipment off and on, the user is encouraged to try to correct the interference by one or more of the following measures:

- Reorient or relocate the receiving antenna.
- Increase the separation between the equipment and receiver.
- Connect the equipment into an outlet on a circuit different from that to which the receiver is connected.
- Consult the dealer or an experienced radio/TV technician for help.

(c) The provisions of paragraphs (a) and (b) of this section do not apply to digital devices exempt from technical standards under 15.103.

(d) For systems containing multiple digital devices, the declaration shown in paragraph (a) or (b) of this section only needs to be included in the user manual of the main control unit.

(e) If the manual is only provided in a form other than paper form, such as on a computer disk or through the Internet, the information required by this section may be included in the manual in that alternative form, provided that the user can reasonably expect to have the ability to access the information in that form