FCC DFS Test Report

FCC ID	**: UDX-600215010**
Equipment	**: Cisco Wireless 9172H Series Wi-Fi 7 Access Point**
Brand Name	**: CISCO**
Model Name	**: CW9172H**
Applicant	**: Cisco Systems, Inc. 170 West Tasman Drive, San Jose, CA 95134 USA**
Manufacturer	**: Cisco Systems, Inc. 170 West Tasman Drive, San Jose, CA 95134 USA**
Standard	**: 47 CFR FCC Part 15.407**

The product was received on Oct. 30, 2024, and testing was started from Dec. 11, 2024 and completed on Dec. 20, 2024. We, SPORTON INTERNATIONAL INC. Hsinhua Laboratory, would like to declare that the tested sample has been evaluated in accordance with the procedures given in KDB 905462 D02 UNII DFS Compliance Procedures New Rules v02 and shown compliance with the applicable technical standards.

The test results in this report apply exclusively to the tested model / sample. Without written approval of SPORTON INTERNATIONAL INC. Hsinhua Laboratory, the test report shall not be reproduced except in full.

Approved by: Jackson Tsai

SPORTON INTERNATIONAL INC. Hsinhua Laboratory

No.52, Huaya 1st Rd., Guishan Dist., Taoyuan City 333411, Taiwan (R.O.C.)

Table of Contents

HISTORY OF THIS TEST REPORT **3**

SUMMARY OF TEST RESULT **4**

1 GENERAL DESCRIPTION **5**

1.1 Information 5
1.2 Testing Applied Standards 11
1.3 Testing Location Information 11

2 TEST CONFIGURATION OF EUT **12**

2.1 Test Channel Frequencies Configuration 12
2.2 The Worst Case Measurement Configuration 12
2.3 Accessories 12
2.4 Support Equipment 13

3 DYNAMIC FREQUENCY SELECTION (DFS) TEST RESULT **14**

3.1 General DFS Information 14
3.2 Radar Test Waveform Calibration 17
3.3 UNII Detection Bandwidth 49
3.4 Channel Availability Check (CAC) 63
3.5 In-service Monitoring 76
3.6 Statistical Performance Check 90

4 TEST EQUIPMENT AND CALIBRATION DATA **217**

5 MEASUREMENT UNCERTAINTY **218**

Appendix A. Test Photos

Photographs of EUT V01

History of this test report

Report No.	Version	Description	Issued Date
FZ481514-01	01	Initial issue of report	Feb. 25, 2025

Summary of Test Result

Report Clause	Ref. Std. Clause	Test Items	Result (PASS/FAIL)	Remark
3.3	KDB 905462 7.8.1	DFS: UNII Detection Bandwidth Measurement	PASS	100% of the 99% BW
3.4	KDB 905462 7.8.2.1	DFS: Initial Channel Availability Check Time	PASS	CAC ≥ 60 sec
3.4	KDB 905462 7.8.2.2	DFS: Radar Burst at the Beginning of the Channel Availability Check Time	PASS	**Band 2** Detection Threshold: -64 dBm **Band 3** Detection Threshold: -58.14 dBm
3.4	KDB 905462 7.8.2.3	DFS: Radar Burst at the End of the Channel Availability Check Time	PASS	**Band 2** Detection Threshold: -64 dBm **Band 3** Detection Threshold: -58.14 dBm
3.5	KDB 905462 7.8.3	DFS: In-Service Monitoring for Channel Move Time (CMT)	PASS	CMT ≤ 10sec
3.5	KDB 905462 7.8.3	DFS: In-Service Monitoring for Channel Closing Transmission Time (CCTT)	PASS	CCTT ≤ 60 ms starting at CMT 200ms
3.5	KDB 905462 7.8.3	DFS: In-Service Monitoring for Non-Occupancy Period (NOP)	PASS	NOP ≥ 30 min
3.6	KDB 905462 7.8.4	DFS: Statistical Performance Check	PASS	Table 5 - 7 (KDB 905462)
3.1.4	KDB 905462 8.1	User Access Restrictions	PASS	DFS controls

Declaration of Conformity:
The test results with all measurement uncertainty excluded are presented in accordance with the regulation limits or requirements declared by manufacturers.
Comments and explanations:
None

Reviewed by: Barry Hsiao

Report Producer: Debby Hung

1 General Description

1.1 Information

Radio 3 (Scan radio) is only RX function.

1.1.1 RF General Information

Specification Items	Description			
Product Type	WLAN (1TX, 1RX) WLAN (2TX, 2RX)			
Radio Type	Intentional Transceiver			
Power Type	From PoE			
Modulation	IEEE 802.11a: OFDM (BPSK / QPSK / 16QAM / 64QAM) IEEE 802.11n/ac/ax/be: see the below table			
Data Rate (Mbps)	IEEE 802.11a: OFDM (6/9/12/18/24/36/48/54) IEEE 802.11n/ac/ax/be: see the below table			
Channel Bandwidth	20/40/80/160 MHz operating channel bandwidth			
Operating Mode	☒	Master		
	☐	Bridge		
	☐	Mesh		
	☐	Client with radar detection		
	☐	Client without radar detection		
Communication Mode	☒	IP Based (Load Based)	☐	Frame Based
TPC Function	☒	With TPC	☐	Without TPC
Weather Band (5600~5650MHz)	☒	With 5600~5650MHz	☐	Without 5600~5650MHz
Resource Unit	☒	Full RU	☐	Partial RU
	☒	MRU (static preamble puncturing)	☐	MRU (dynamic preamble puncturing)

Specification Items	Description
Power-on cycle	**For Cisco FW_Band 2** 160MHz: Requires 83.50 seconds to complete its power-on cycle. **For Cisco FW_Band 3** 160MHz: Requires 85.20 seconds to complete its power-on cycle. **For Meraki FW_Band 2** 160MHz: Requires 290.550 seconds to complete its power-on cycle. **For Meraki FW_Band 3** 160MHz: Requires 209.325 seconds to complete its power-on cycle.
Software / Firmware Version	**For Cisco FW:** Linux version 5.4.284 (aut@wng-bes15) (gcc version 7.5.0 (OpenWrt GCC 7.5.0 r48430)) #2 SMP Tue Nov 26 04:44:34 GMT 2024 **For Meraki FW:** 31-1-202412161651-G55909786bdfc-L6782b5816554-jenkins-rel-firewall
Note: EUT employ a TPC mechanism and TPC have the capability to operate at least 6 dB below highest RF output power.	

Type of EUT		
☒	Stand-alone	
☐	Combined (EUT where the radio part is fully integrated within another device)	
	Combined Equipment - Brand Name / Model No.:	…
☐	Plug-in radio (EUT intended for a variety of host systems)	
	Host System - Brand Name / Model No.:	
☐	Other:	

Antenna & Bandwidth

Antenna	Two (TX)			
Band width Mode	20 MHz	40 MHz	80 MHz	160 MHz
IEEE 802.11a	V	X	X	X
IEEE 802.11n	V	V	X	X
IEEE 802.11ac	V	V	V	V
IEEE 802.11ax	V	V	V	V
IEEE 802.11be	V	V	V	V

IEEE 11n/ac/ax/be Spec.

Protocol	Number of Transmit Chains (NTX)	Data Rate / MCS
802.11n (HT20)	2	MCS 0-15
802.11n (HT40)	2	MCS 0-15
802.11ac (VHT20)	2	MCS 0-8/Nss1-2
802.11ac (VHT40)	2	MCS 0-9/Nss1-2
802.11ac (VHT80)	2	MCS 0-9/Nss1-2
802.11ac (VHT160)	2	MCS 0-9/Nss1-2
802.11ax (HEW20)	2	MCS 0-11/Nss1-2
802.11 ax (HEW40)	2	MCS 0-11/Nss1-2
802.11 ax (HEW80)	2	MCS 0-11/Nss1-2
802.11 ax (HEW160)	2	MCS 0-11/Nss1-2
802.11 be (EHT20)	2	MCS 0-13/Nss1-2
802.11 be (EHT40)	2	MCS 0-13/Nss1-2
802.11 be (EHT80)	2	MCS 0-13/Nss1-2
802.11 be (EHT160)	2	MCS 0-13/Nss1-2

Note 1: IEEE Std. 802.11n modulation consists of HT20 and HT40 (HT: High Throughput). Then EUT support HT20 and HT40.
Note 2: HT20 and HT40 use a combination of OFDM-BPSK, QPSK, 16QAM, 64QAM modulation.
Note 3: IEEE Std. 802.11ac modulation consists of VHT20, VHT40, VHT80 and VHT160 (VHT: Very High Throughput). Then EUT support VHT20, VHT40, VHT80 and VHT160.
Note 4: VHT20, VHT40, VHT80 and VHT160 use a combination of OFDM-BPSK, QPSK, 16QAM, 64QAM, 256QAM modulation.
Note 5: HEW20, HEW40, HEW80 and HEW160 use a combination of OFDM-BPSK, QPSK, 16QAM, 64QAM, 256QAM, 1024QAM modulation.
Note 6: EHT20, EHT40, EHT80 and EHT160 use a combination of OFDMA-BPSK, QPSK, 16QAM, 64QAM, 256QAM, 1024QAM, 4096QAM modulation.
Note 6: Modulation modes consist of below configuration:
11a: IEEE 802.11a, HT20/HT40: IEEE 802.11n, VHT20/VHT40/VHT80/VHT160: IEEE 802.11ac, HEW20/HEW40/HEW80/HEW160: IEEE 802.11ax, EHT20/EHT40/EHT80/EHT160: IEEE 802. 11be.

1.1.2 Antenna Information

Ant.	Brand	Model Name	Antenna Type	Connector	Support	Radio
1	Sercomm	61720064WA	PIFA	I-Pex	2.4G	Radio1
					5G	Radio 2
2	Sercomm	61720065WA	PIFA	I-Pex	2.4G	Radio1
					5G	Radio 2
3	Sercomm	61720062WA	PIFA	I-Pex	6G	Radio 2
4	Sercomm	61720063WA	PIFA	I-Pex	6G	Radio 2
5	Sercomm	61720067WA	PIFA	I-Pex	2.4G/5G/6G	Radio 3
6	Sercomm	61720066WA	PIFA	I-Pex	BT	BT

Ant.	Port	Gain (dBi)									
		2.4G	5G				6G				BT
			UNII-1	UNII-2A	UNII-2C	UNII-3	UNII-5	UNII-6	UNII-7	UNII-8	
1	1	2.68	4.35	5.91	5.86	5	-	-	-	-	-
2	2	2.04	3.5	3.74	5.92	4.6	-	-	-	-	-
3	1	-	-	-	-	-	5.04	4.33	4.45	4.49	-
4	2	-	-	-	-	-	2.88	2.88	3.11	2.92	-
5	1	1.05	4.02	4.78	3.61	2.68	3.33	2.51	1.64	1.01	-
6	1	-	-	-	-	-	-	-	-	-	4.57

Composite Gain (dBi)										
Ant.	Wi-Fi Mode	2.4G	5G				6G			
		Radio 1	Radio 2				Radio 2			
			UNII-1	UNII-2A	UNII-2C	UNII-3	UNII-5	UNII-6	UNII-7	UNII-8
1-2	DG [1SS]	2.86	6.34	6.89	7.56	6.98	-	-	-	-
	DG [2SS]	2.68	4.35	5.91	5.92	5	-	-	-	-
3-4	DG [1SS]	-	-	-	-	-	5.27	5.41	6.31	6.38
	DG [2SS]	-	-	-	-	-	5.04	4.33	4.45	4.49

Note 1: The EUT has six antennas.
Note 2: The composite gain is derived as KDB 662911 D03 v01 which was used as directional gain. For more detail information, please refer to the Antenna Pattern Report AP481514-01.

For 2.4GHz function:

For IEEE 802.11 b/g/n/VHT/ax/be mode (1TX/1RX) (Radio 1)
Ant. 1 (port 1) could transmit/receive.
For IEEE 802.11 b/g/n/VHT/ax/be mode (2TX/2RX) (Radio 1)
Ant. 1 (port 1) and Ant. 2 (port 2) could transmit/receive simultaneously.
For IEEE 802.11 b/g/n/VHT/ax mode (1RX) (Radio 3)
Ant. 5 (port 1) could receive.

For 5GHz function:
For IEEE 802.11 a/n/ac/ax/be mode (1TX/1RX) (Radio 2)
Ant. 1 (port 1) could transmit/receive.
For IEEE 802.11 a/n/ac/ax/be mode (2TX/2RX) (Radio 2)
Ant. 1 (port 1) and Ant. 2 (port 2) could transmit/receive simultaneously.
For IEEE 802.11 a/n/ac/ax mode (1RX) (Radio 3)
Ant. 5 (port 1) could receive.
For BT function:
For IEEE 802.15.1 Bluetooth mode (1TX/1RX)
Ant. 6 (port 1) could transmit/receive.
For 6GHz function:
For IEEE 802.11 ax/be mode (1TX/1RX) (Radio 2)
Ant. 3 (port 1) could transmit/receive.
For IEEE 802.11 ax/be mode (2TX/2RX) (Radio 2)
Ant. 3 (port 1) and Ant. 4 (port 2) could transmit/receive simultaneously.
For IEEE 802.11 ax mode (1RX) (Radio 3)
Ant. 5 (port 1) could receive.

1.1.3 DFS Band Carrier Frequencies

There are four bandwidth systems.

For 20MHz bandwidth systems, use Channel 52, 56, 60, 64, 100, 104, 108, 112, 116, 120, 124, 128, 132, 136, 140, 144.

For 40MHz bandwidth systems, use Channel 54, 62, 102, 110, 118, 126, 134, 142.

For 80MHz bandwidth systems, use Channel 58, 106, 122, 138.

For 160MHz bandwidth systems, use Channel 50, 114.

Frequency Band	Channel No.	Frequency	Channel No.	Frequency
5250~5350 MHz U-NII-2A	50	5250 MHz	58	5290 MHz
	52	5260 MHz	60	5300 MHz
	54	5270 MHz	62	5310 MHz
	56	5280 MHz	64	5320 MHz
5470~5725 MHz U-NII-2C	100	5500 MHz	122	5610 MHz
	102	5510 MHz	124	5620 MHz
	104	5520 MHz	126	5630 MHz
	106	5530 MHz	128	5640 MHz
	108	5540 MHz	132	5660 MHz
	110	5550 MHz	134	5670 MHz
	112	5560 MHz	136	5680 MHz
	114	5570 MHz	138	5690 MHz
	116	5580 MHz	140	5700 MHz
	118	5590 MHz	142	5710 MHz
	120	5600 MHz	144	5720 MHz

1.2 Testing Applied Standards

According to the specifications of the manufacturer, the EUT must comply with the requirements of the following standards:

- KDB 905462 D02 UNII DFS Compliance Procedures New Rules v02

1.3 Testing Location Information

Test Lab. : Sporton International Inc. Hsinhua Laboratory				
☒ Hsinhua (**TAF:** 3785)	**ADD:** No.52, Huaya 1st Rd., Guishan Dist., Taoyuan City 333411, Taiwan (R.O.C.)			
	TEL: 886-3-327-3456	**FAX:** 886-3-327-0973		
Test site Designation No. TW3785 with FCC.				
Test Condition	**Test Site No.**	**Test Engineer**	**Test Environment**	**Test Date**
DFS < For Cisco FW >	DFS03-HY	CHUN-YI WU	23.8~24.6°C / 60~66%	11/Dec/2024~12/Dec/2024
DFS < For Meraki FW >	DFS03-HY	CHUN-YI WU	23.1~24.3°C / 62~66%	20/Dec/2024

2 Test Configuration of EUT

2.1 Test Channel Frequencies Configuration

Test Channel Frequencies Configuration	
IEEE Std.	**Test Channel Freq. (MHz)**
802.11be (EHT20)	5300 MHz, 5500 MHz
802.11be (EHT40)	5310 MHz, 5510 MHz
802.11be (EHT80)	5290 MHz, 5530 MHz
802.11be (EHT160)	5250 MHz, 5570 MHz

2.2 The Worst Case Measurement Configuration

The Worst Case Mode for Following Conformance Tests	
Tests Item	Dynamic Frequency Selection (DFS)
Test Condition	Conducted measurement at transmit chains The EUT shall be configured to operate at the highest transmitter output power setting. If more than one antenna assembly is intended for this power setting, the gain of the antenna assembly with the lowest gain shall be used.
Modulation Mode	802.11be (EHT20), 802.11be (EHT40), 802.11be (EHT80), 802.11be (EHT160)

2.3 Accessories

Accessories				
Bracket wall mount	Brand Name	Cisco	Model Name	CW-MNT-H1
RJ45 Cable (main source)	Brand Name	TUNG-LI	Model Name	5U422WC880L0B/D065MM-1
	Category	Cat5e	In/Out door	Indoor
	Signal Line	0.05meter,non-shielded cable		
RJ45 Cable (2nd source)	Brand Name	NIEN-YI	Model Name	NYS6142
	Category	Cat5e	In/Out door	Indoor
	Signal Line	0.05 meter, non-shielded cable		

Reminder: Regarding to more detail and other information, please refer to user manual.

2.4 Support Equipment

Support Equipment – For Cisco FW					
No.	**Equipment**	**Brand Name**	**Model Name**	**FCC ID**	**Remark**
1	Client(slave)	HP	HSTNN-I42C	-	-
2	Shielding Box	EMEC	EM-SHB-650550300-M	-	-
3	PoE	PHIHONG	POE60U-BTA(X664-R)	-	Provided by Customer

Support Equipment – For Meraki FW					
No.	**Equipment**	**Brand Name**	**Model Name**	**FCC ID**	**Remark**
1	Client(slave)	HP	EliteBook 820 G3	-	-
2	Shielding Box	EMEC	EM-SHB-650550300-M	-	-
3	PoE	PHIHONG	POE60U-BTA(X664-R)	-	Provided by Customer
4	Notebook	DELL	Latitude E5550	-	-

3 Dynamic Frequency Selection (DFS) Test Result

3.1 General DFS Information

3.1.1 DFS Parameters

Table D.1: DFS requirement values	
Parameter	**Value**
Non-occupancy period	Minimum 30 minutes
Channel Availability Check Time	60 seconds
Channel Move Time	10 seconds (Note 1).
Channel Closing Transmission Time	200 milliseconds + an aggregate of 60 milliseconds over remaining 10 second periods. (Notes 1 and 2).
U-NII Detection Bandwidth	Minimum 100% of the 99% power bandwidth (Note 3).
Note 1: Channel Move Time and the Channel Closing Transmission Time should be performed with Radar Type 0. The measurement timing begins at the end of the Radar Type 0 burst. Note 2: The Channel Closing Transmission Time is comprised of 200 milliseconds starting at the beginning of the Channel Move Time plus any additional intermittent control signals required to facilitate Channel changes (an aggregate of 60 milliseconds) during the remainder of the 10 second period. The aggregate duration of control signals will not count quiet periods in between transmissions. Note 3: During the U-NII Detection Bandwidth detection test, radar type 0 is used and for each frequency step the minimum percentage of detection is 90%. Measurements are performed with no data traffic.	

Table D.2: Interference threshold values	
Maximum Transmit Power	**Value (see note)**
EIRP ≥ 200 mW	-64 dBm
EIRP < 200 mW and PSD < 10dBm/MHz	-62 dBm
EIRP < 200 mW and PSD ≥ 10dBm/MHz	-64 dBm
Note 1: This is the level at the input of the receiver assuming a 0 dBi receive antenna. Note 2: Throughout these test procedures an additional 1 dB has been added to the amplitude of the test transmission waveforms to account for variations in measurement equipment. This will ensure that the test signal is at or above the detection threshold level to trigger a DFS response. Note3: EIRP is based on the highest antenna gain. For MIMO devices refer to KDB Publication 662911.	

3.1.2 Applicability of DFS Requirements Prior to Use of a Channel

Requirement	DFS Operational mode		
	Master	Client without radar detection	Client with radar detection
Non-Occupancy Period	Yes	Not required (See the note)	Yes
DFS Detection Threshold	Yes	Not required	Yes
Channel Availability Check Time	Yes	Not required	Not required
U-NII Detection Bandwidth	Yes	Not required	Yes

Note :
According to KDB 905462 D03 Client Without DFS New Rules v01r02 (b) 6."An analyzer plot that contains a single 30-minute sweep on the original channel "

3.1.3 Applicability of DFS Requirements during Normal Operation

Requirement	DFS Operational mode		
	Master	Client without radar detection	Client with radar detection
DFS Detection Threshold	Yes	Not required	Yes
Channel Closing Transmission Time	Yes	Yes	Yes
Channel Move Time	Yes	Yes	Yes
U-NII Detection Bandwidth	Yes	Not required	Yes

Additional requirements for devices with multiple bandwidth modes	Master Device or Client with Radar Detection	Client Without Radar Detection
U-NII Detection Bandwidth and Statistical Performance Check	All BW modes must be tested	Not required
Channel Move Time and Channel Closing Transmission Time	Test using widest BW mode available	Test using the widest BW mode available for the link
All other tests	Any single BW mode	Not required
Note: Frequencies selected for statistical performance check (Section 7.8.4) should include several frequencies within the radar detection bandwidth and frequencies near the edge of the radar detection bandwidth. For 802.11 devices it is suggested to select frequencies in each of the bonded 20 MHz channels and the channel center frequency.		

3.1.4 User Access Restrictions

User Access Restrictions	
☒	DFS controls (hardware or software) related to radar detection are NOT accessible to the user. Manufacturer statement confirming that information regarding the parameters of the detected Radar Waveforms is not available to the end user.

3.1.5 Channel Loading/Data Streaming

☐	The data file (MPEG-4) has been transmitting in a streaming mode.
☒	Software to ping the client is permitted to simulate data transfer with random ping intervals.
☒	Minimum channel loading of approximately 17%.
☐	Unicast protocol has been used.

3.2 Radar Test Waveform Calibration

3.2.1 Short Pulse Radar Test Waveforms

Radar Type	Pulse Width (µsec)	PRI (µsec)	Number of Pulses	Minimum Percentage of Successful Detection	Minimum Trials
0	1	1428	18	See Note 1	See Note 1
1A	1	15 unique PRI in KDB 905462 D02 Table 5a	$Roundup\left\{\left(\frac{1}{360}\right)\times\left(\frac{19\times10^6}{PRI}\right)\right\}$	60%	15
1B	1	15 unique PRI within 518-3066, Excluding 1A PRI		60%	15
2	1-5	150-230	23-29	60%	30
3	6-10	200-500	16-18	60%	30
4	11-20	200-500	12-16	60%	30
Aggregate (Radar Types 1-4)				80%	120
Note 1: Short Pulse Radar Type 0 should be used for the detection bandwidth test, channel move time, and channel closing time tests.					

A minimum of 30 unique waveforms are required for each of the short pulse radar types 1 through 4. If more than 30 waveforms are used for short pulse radar types 1 through 4, then each additional waveform must also be unique and not repeated from the previous waveforms. The aggregate is the average of the percentage of successful detections of short pulse radar types 1-4.

3.2.2 Long Pulse Radar Test Waveform

Radar Type	Pulse Width (µsec)	Chirp Width (MHz)	PRI (µsec)	Number of Pulses per *Burst*	Number of *Bursts*	Minimum Percentage of Successful Detection	Minimum Trials
5	50-100	5-20	1000-2000	1-3	8-20	80%	30

Each waveform is defined as follows:

- The transmission period for the Long Pulse Radar test signal is 12 seconds.
- There are a total of 8 to 20 Bursts in the 12 second period, with the number of Bursts being randomly chosen. This number is Burst Count.
- Each Burst consists of 1 to 3 pulses, with the number of pulses being randomly chosen. Each Burst within the 12 second sequence may have a different number of pulses.
- The pulse width is between 50 and 100 microseconds, with the pulse width being randomly chosen. Each pulse within a Burst will have the same pulse width. Pulses in different Bursts may have different pulse widths.
- Each pulse has a linear FM chirp between 5 and 20 MHz, with the chirp width being randomly chosen. Each pulse within a transmission period will have the same chirp width. The chirp is centered on the pulse. For example, with a radar frequency of 5300 MHz and a 20 MHz chirped signal, the chirp starts at 5290 MHz and ends at 5310 MHz.

- If more than one pulse is present in a Burst, the time between the pulses will be between 1000 and 2000 microseconds, with the time being randomly chosen. If three pulses are present in a Burst, the time between the first and second pulses is chosen independently of the time between the second and third pulses.
- The 12 second transmission period is divided into even intervals. The number of intervals is equal to Burst Count. Each interval is of length (12,000,000 / Burst Count) microseconds. Each interval contains one Burst. The start time for the Burst, relative to the beginning of the interval, is between 1 and [(12,000,000 / Burst Count) – (Total Burst Length) + (One Random PRI Interval)] microseconds, with the start time being randomly chosen. The step interval for the start time is 1 microsecond. The start time for each Burst is chosen independently.

3.2.3 Frequency Hopping Radar Test Waveform

Radar Type	Pulse Width (μsec)	PRI (μsec)	Pulses per Hop	Hopping Rate (kHz)	Hopping Sequence Length (ms)	Minimum Percentage of Successful Detection	Minimum Trials
6	1	333	9	0.333	300	70%	30

The FCC Type 6 waveform uses a static waveform with 100 bursts in the instruments ARB. In addition, the RF list mode is operated with a list containing 100 frequencies from a randomly generated list and it had be ensured that at least one of the random frequencies falls into the UNII Detection Bandwidth of the DUT. Each burst from the waveform file initiates a trigger pulse at the beginning that switches the RF list from one item to the next one.

3.2.4 DFS Threshold Level

For Cisco FW_Band 2 and Meraki FW_Band 2

DFS Threshold Level	
DFS Threshold level: -64 dBm	☒ at the antenna connector
	☐ in front of the antenna
The Interference **Radar Detection Threshold Level** is *-64 dBm + 0 [dBi] = -64* dBm. That had been taken into account the output power range and antenna gain.	

For Cisco FW_Band 3 and Meraki FW_Band 3

DFS Threshold Level	
DFS Threshold level: -58.14 dBm	☒ at the antenna connector
	☐ in front of the antenna
The Interference **Radar Detection Threshold Level** is *-64 dBm + 5.86 [dBi] = -58.14* dBm. That had been taken into account the output power range and antenna gain.	

3.2.5 Calibration Setup

Master Conducted Calibration Setup

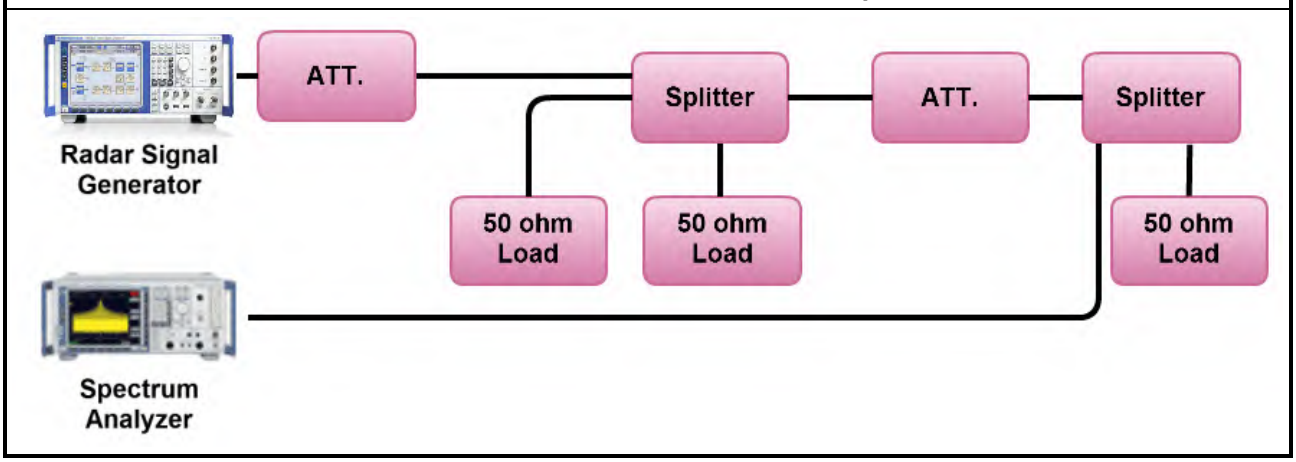

3.2.6 Radar Waveform calibration Plot

< For Cisco FW_Band 2 >

Radar #0 DFS detection threshold level

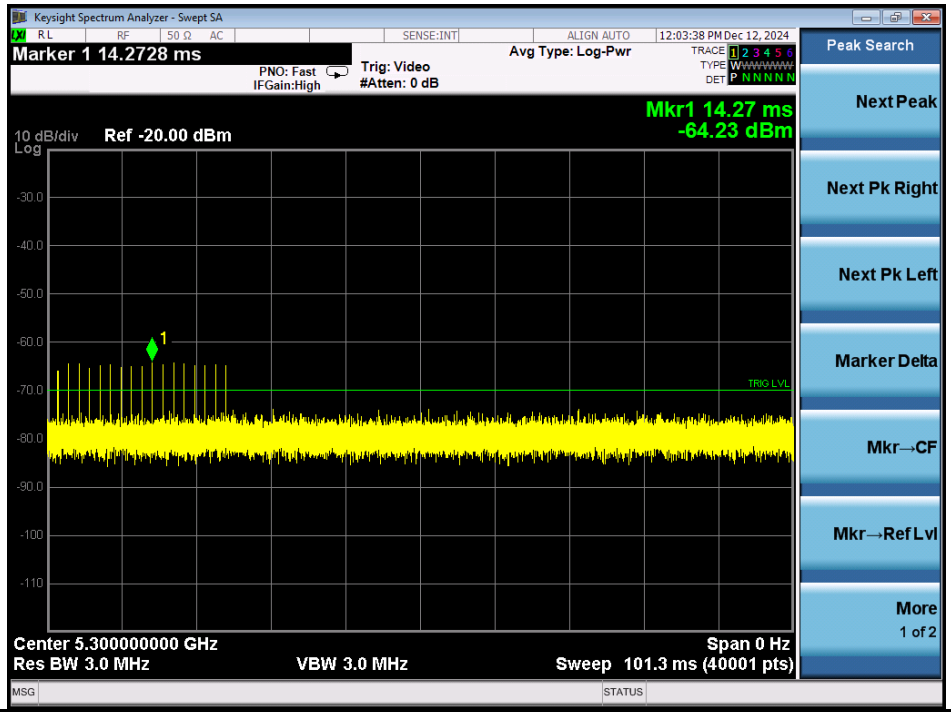

Radar #1 DFS detection threshold level

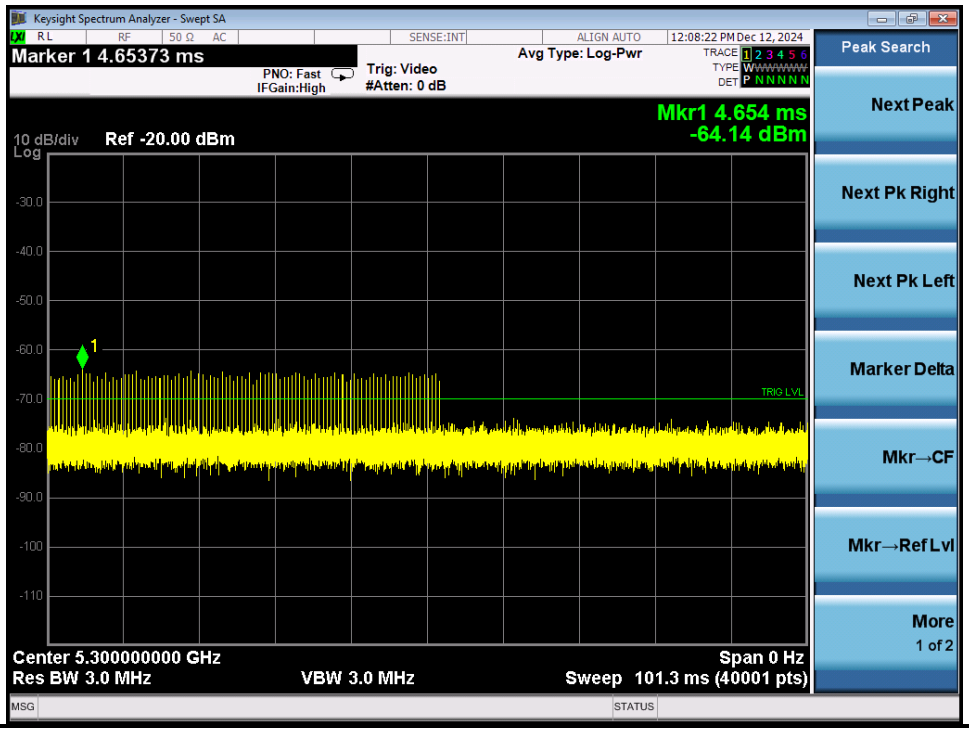

Radar #2 DFS detection threshold level

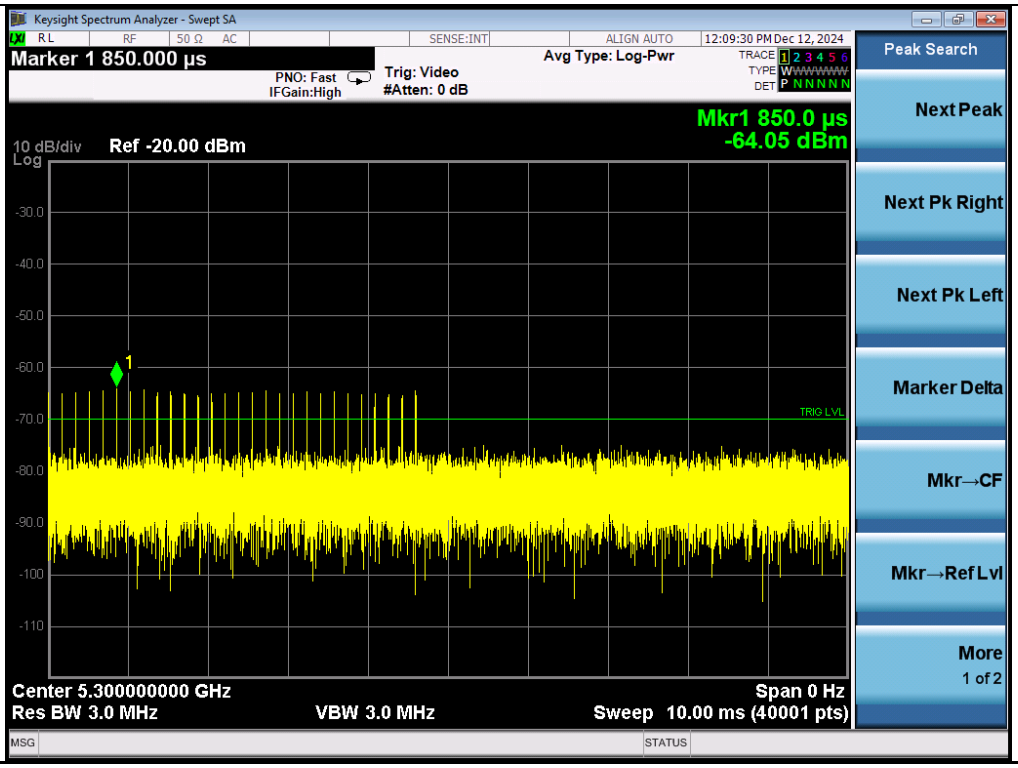

Radar #3 DFS detection threshold level

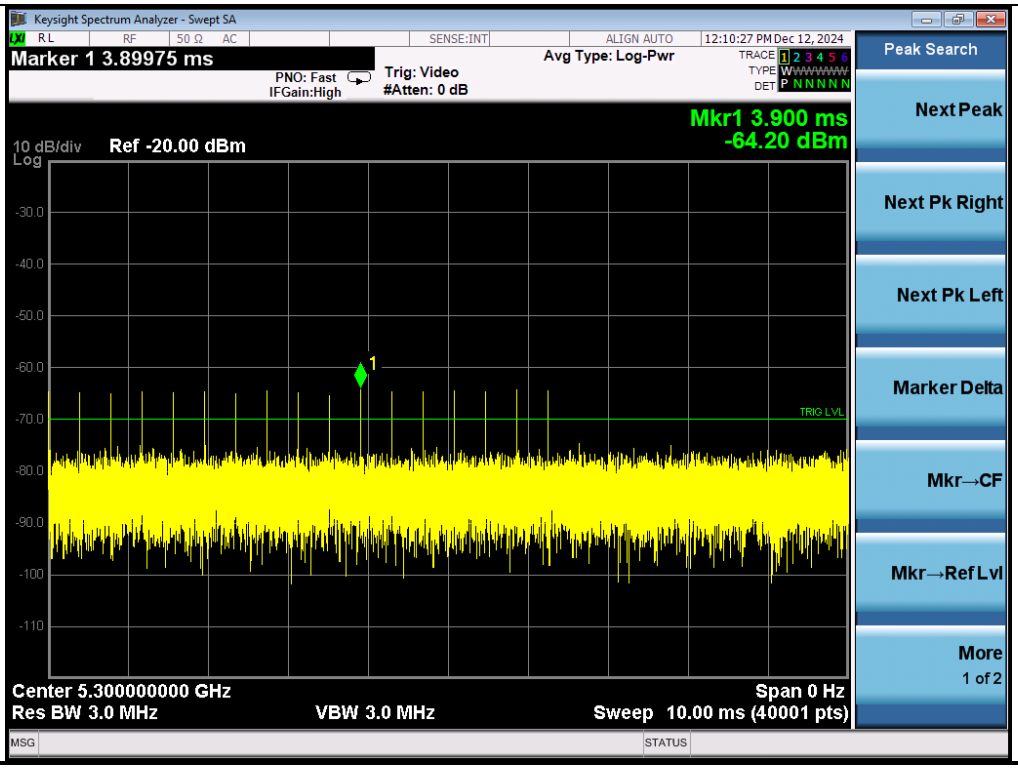

Radar #4 DFS detection threshold level

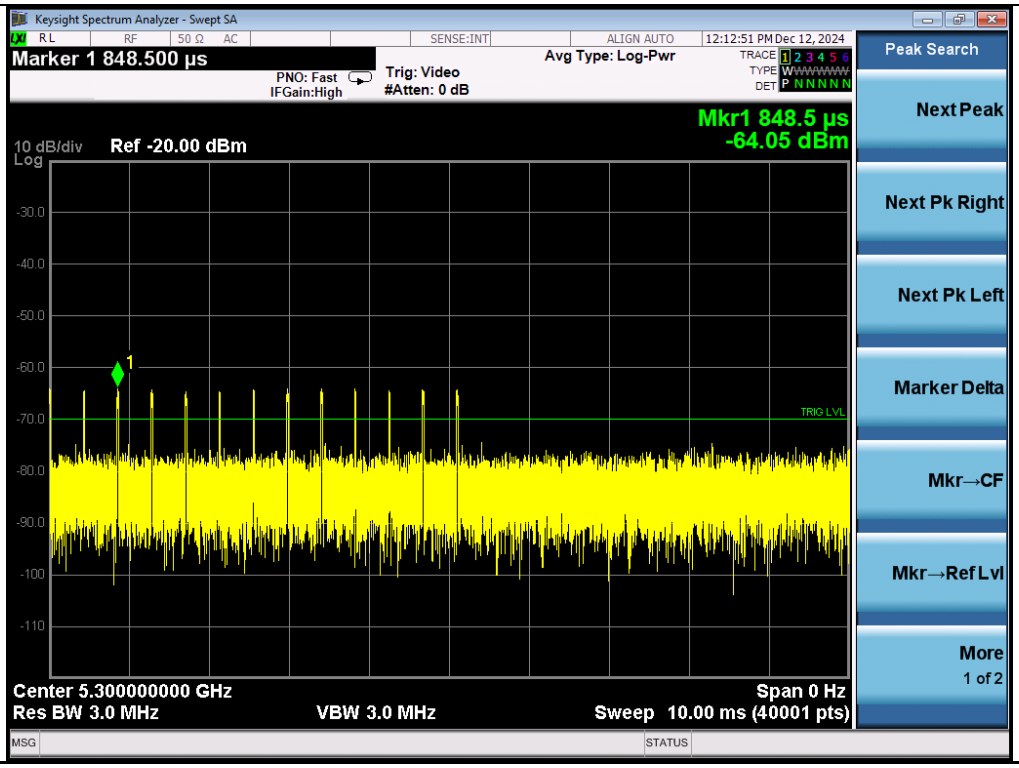

Radar #5 DFS detection threshold level

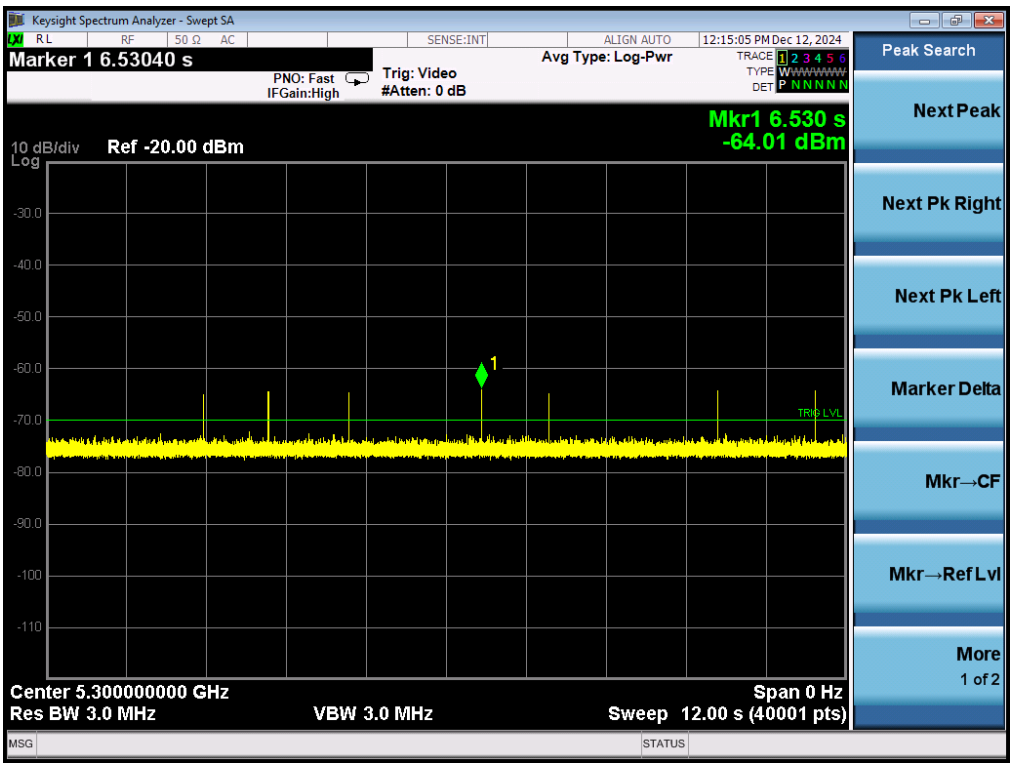

Radar #6 DFS detection threshold level

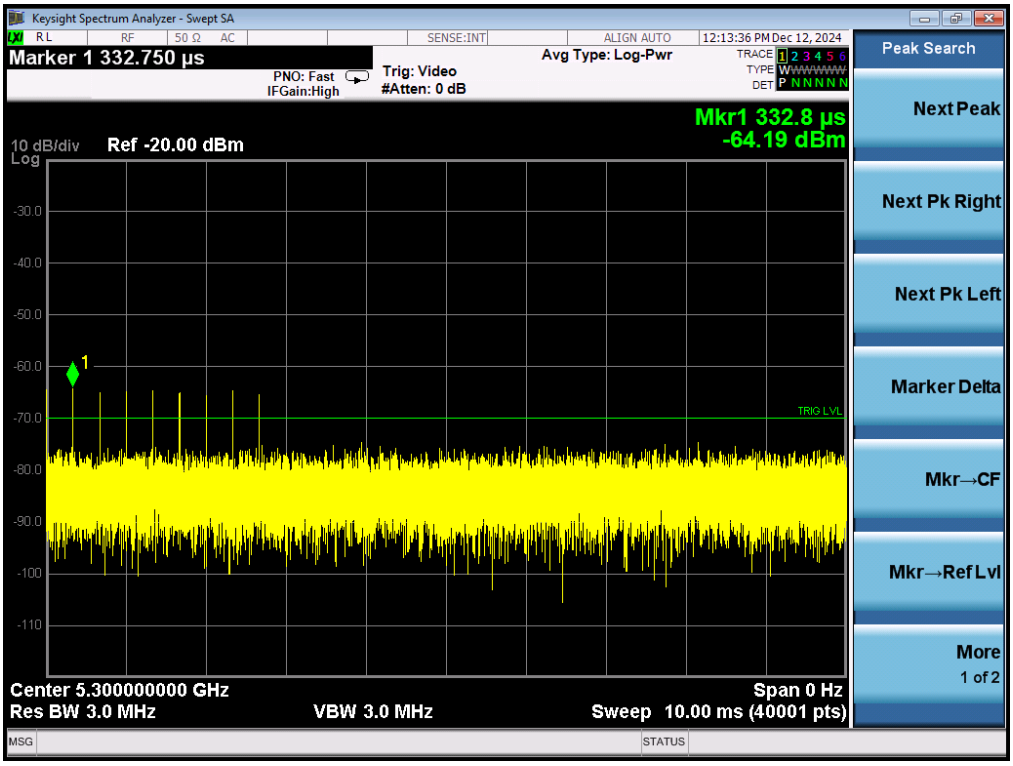

< For Cisco FW_Band 3 >

Radar #0 DFS detection threshold level

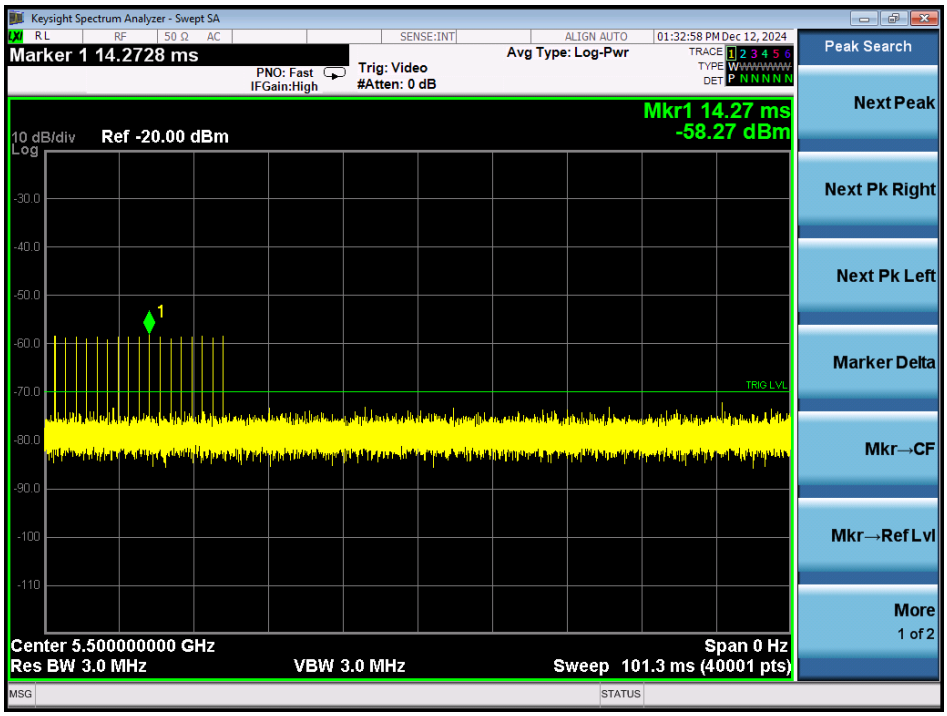

Radar #1 DFS detection threshold level

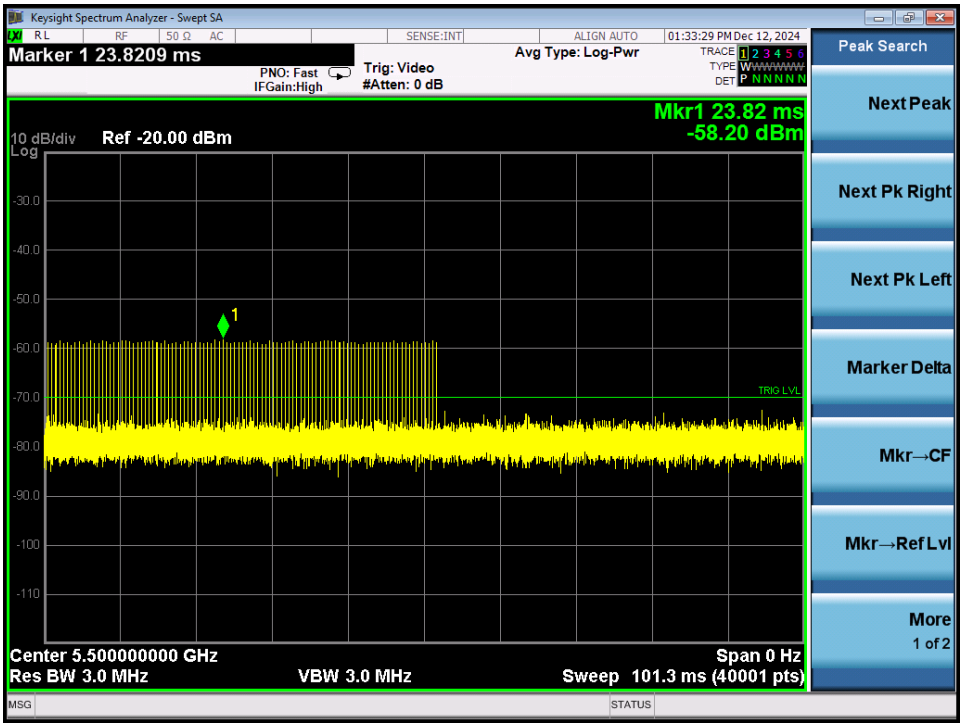

Radar #2 DFS detection threshold level

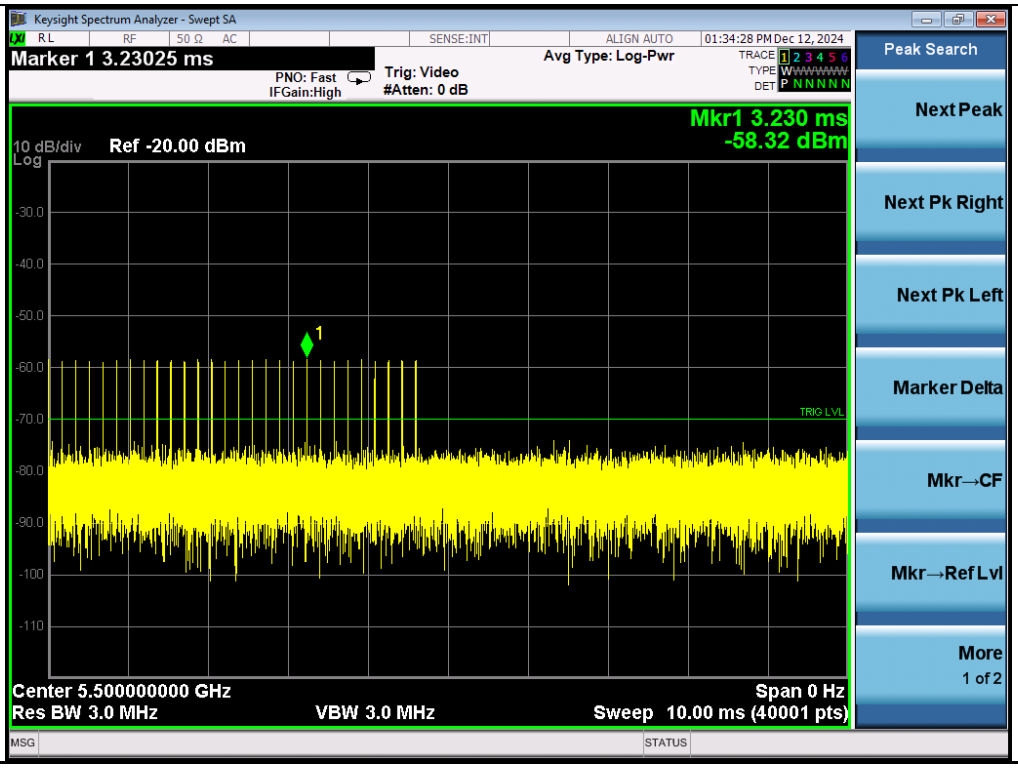

Radar #3 DFS detection threshold level

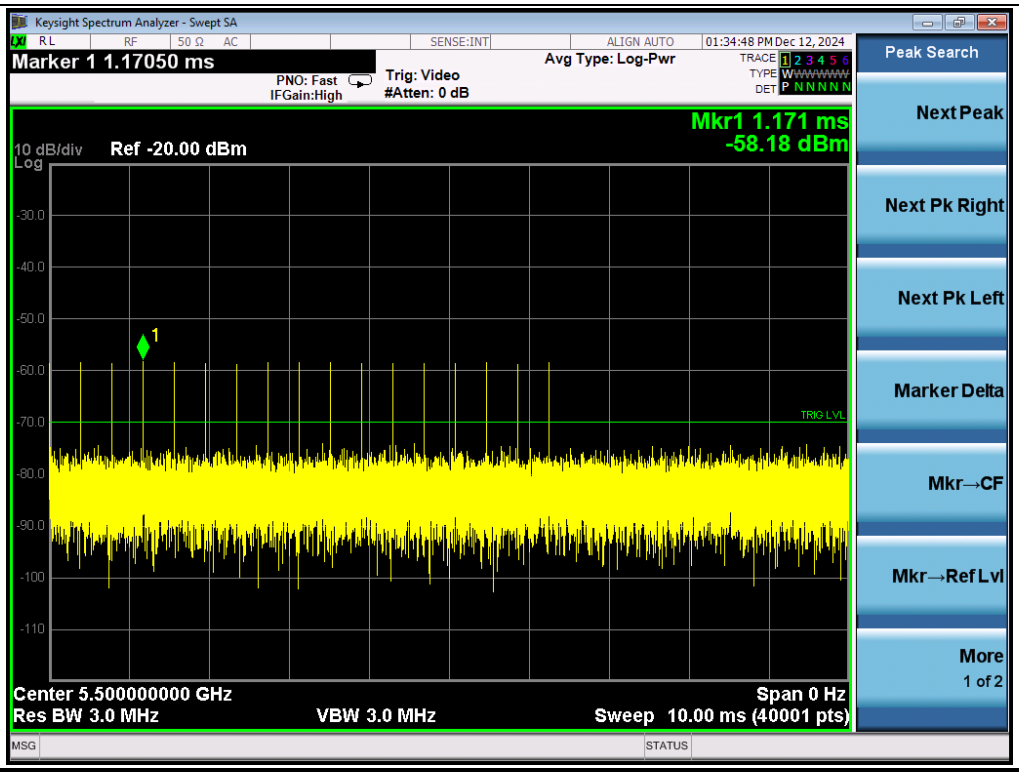

Radar #4 DFS detection threshold level

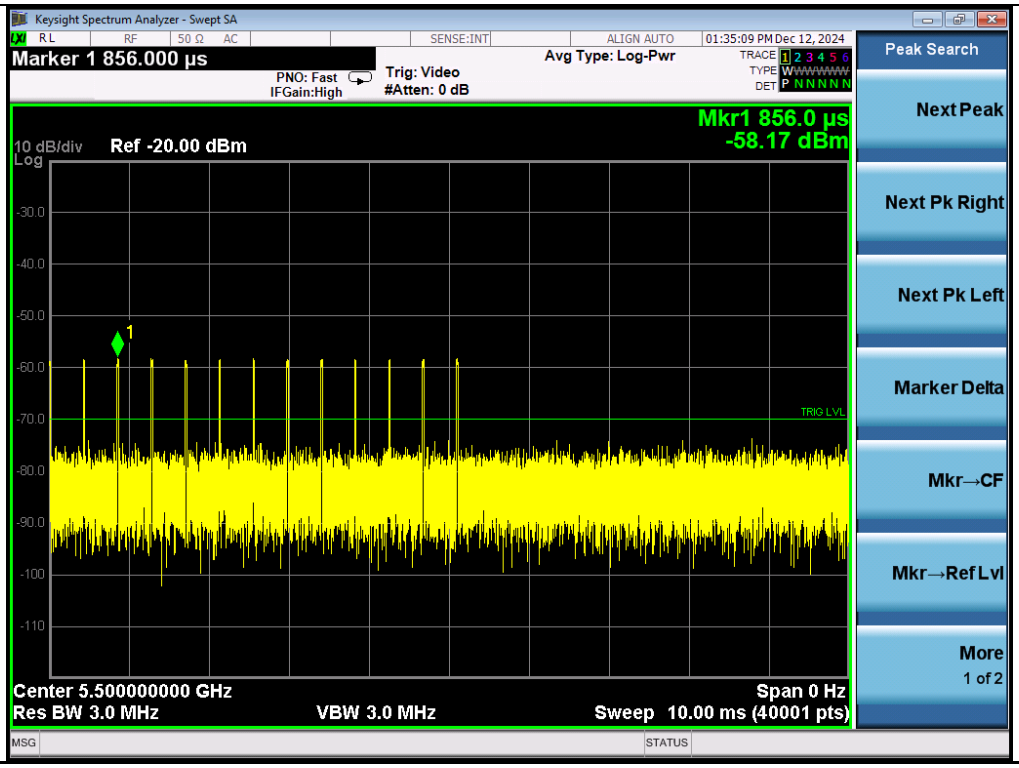

Radar #5 DFS detection threshold level

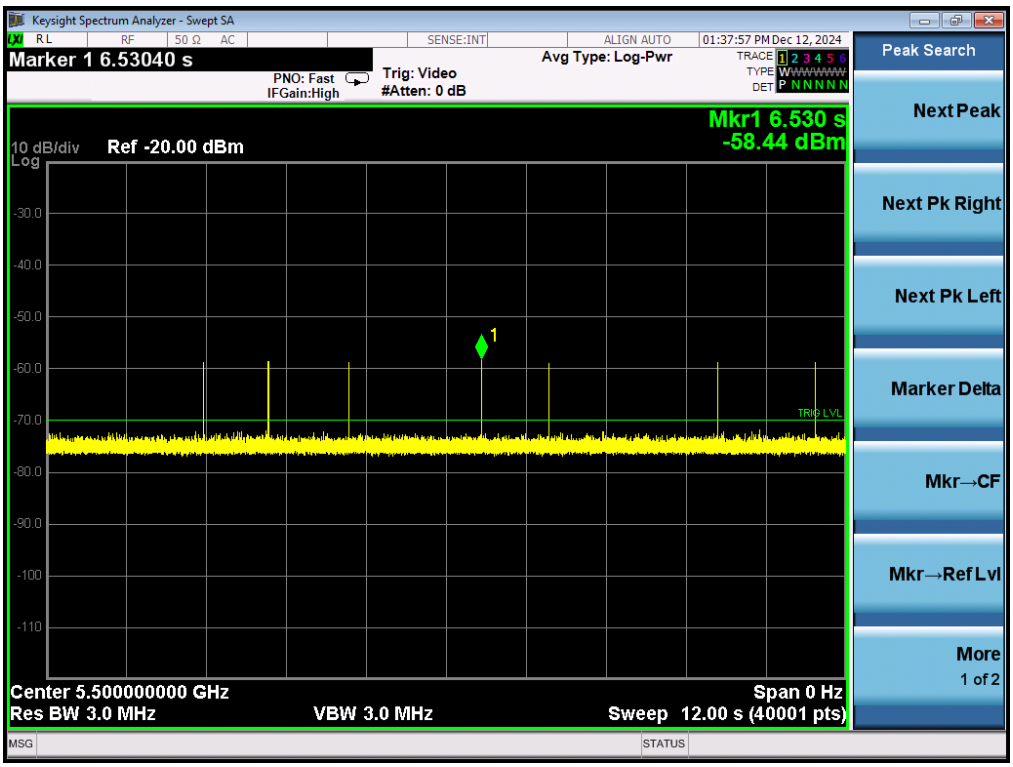

Radar #6 DFS detection threshold level

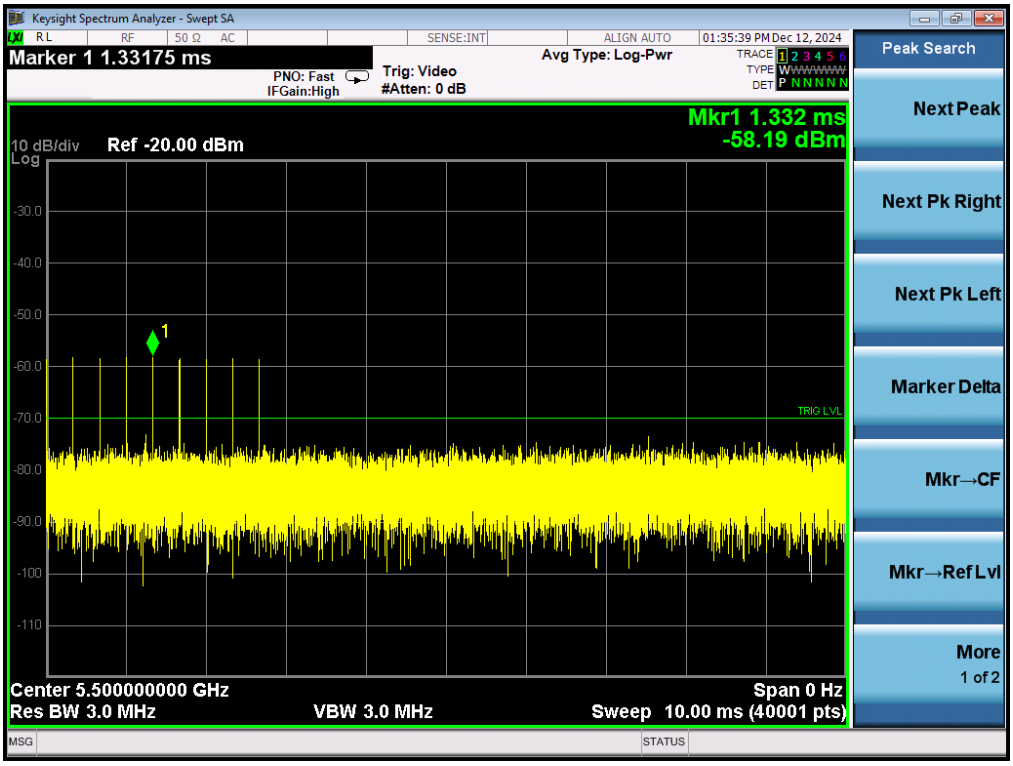

< For Meraki FW_Band 2 >

Radar #0 DFS detection threshold level

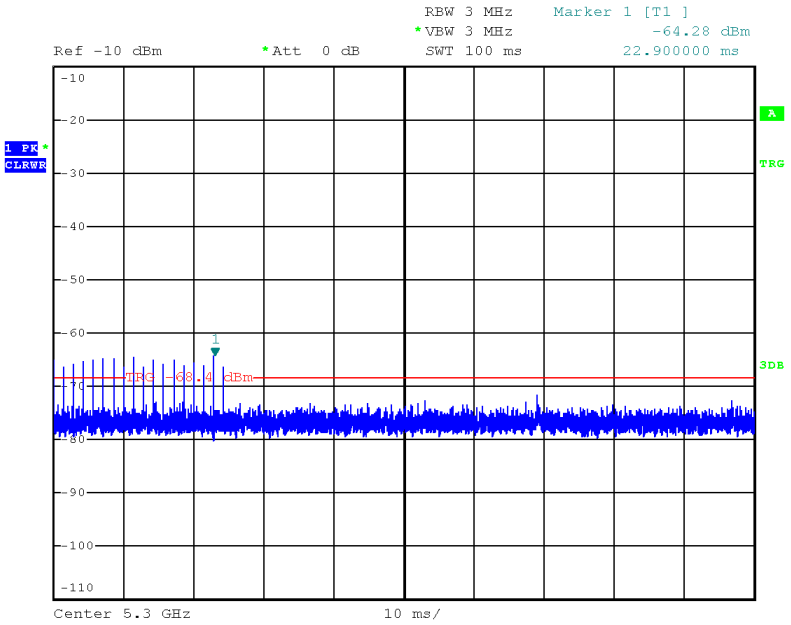

Date: 20.DEC.2024 11:40:14

Radar #1 DFS detection threshold level

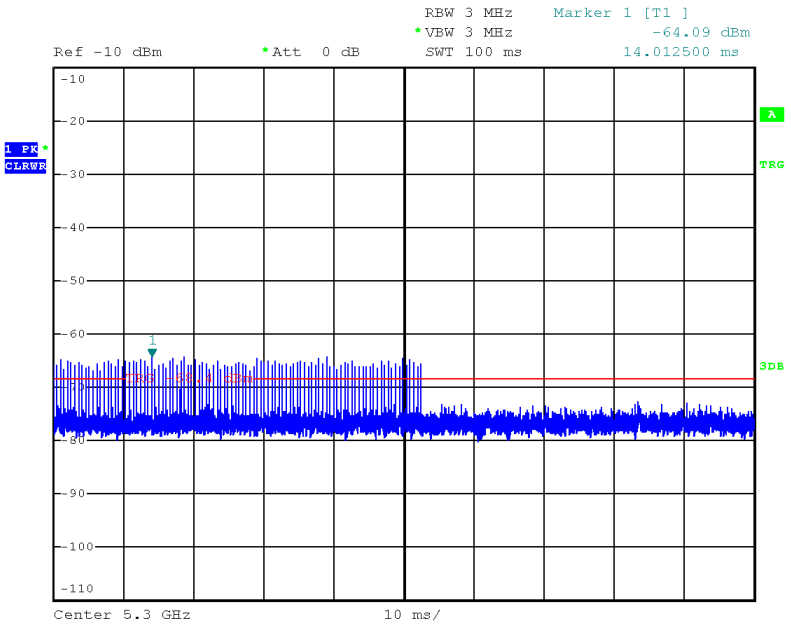

Date: 20.DEC.2024 11:41:08

Radar #2 DFS detection threshold level

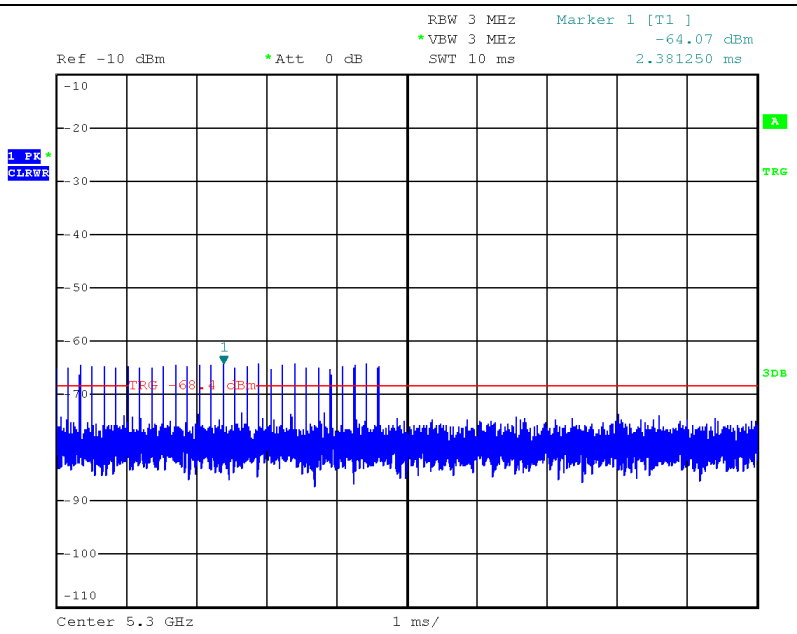

Date: 20.DEC.2024 11:41:39

Radar #3 DFS detection threshold level

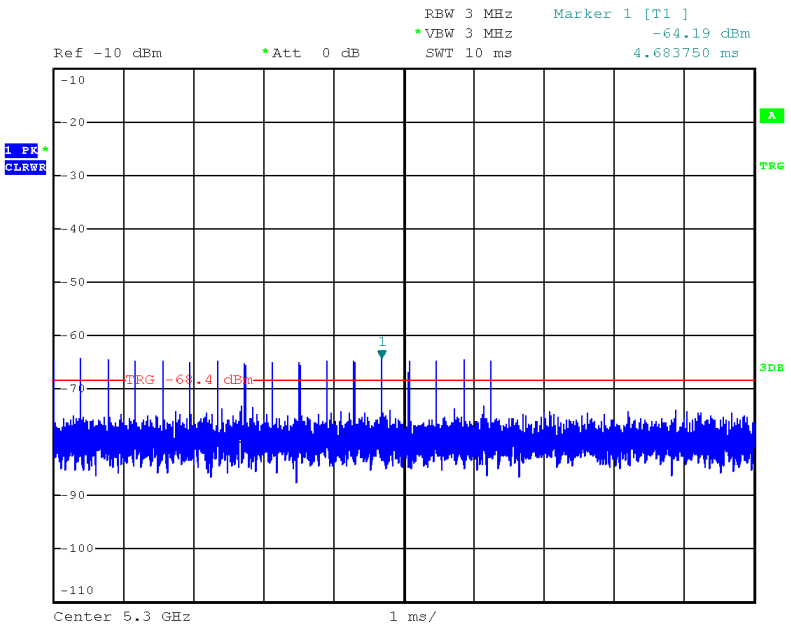

Date: 20.DEC.2024 11:42:05

Radar #4 DFS detection threshold level

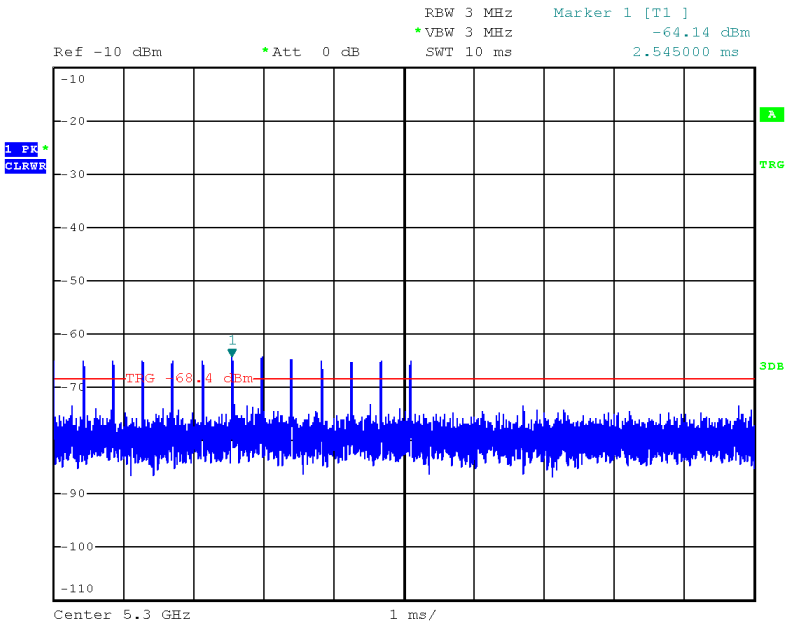

Date: 20.DEC.2024 11:42:41

Radar #5 DFS detection threshold level

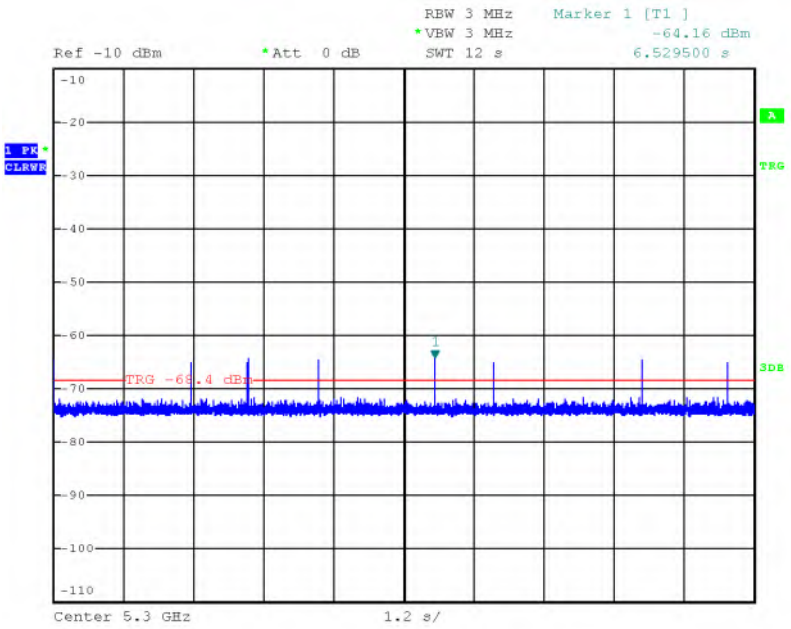

Date: 20.DEC.2024 11:45:34

Radar #6 DFS detection threshold level

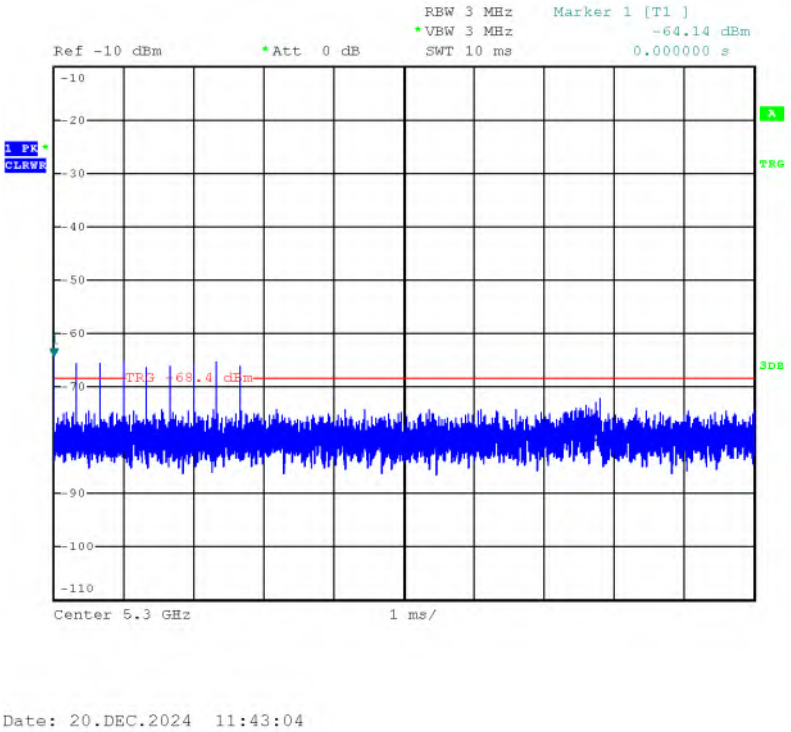

< For Meraki FW_Band 3 >

Radar #0 DFS detection threshold level

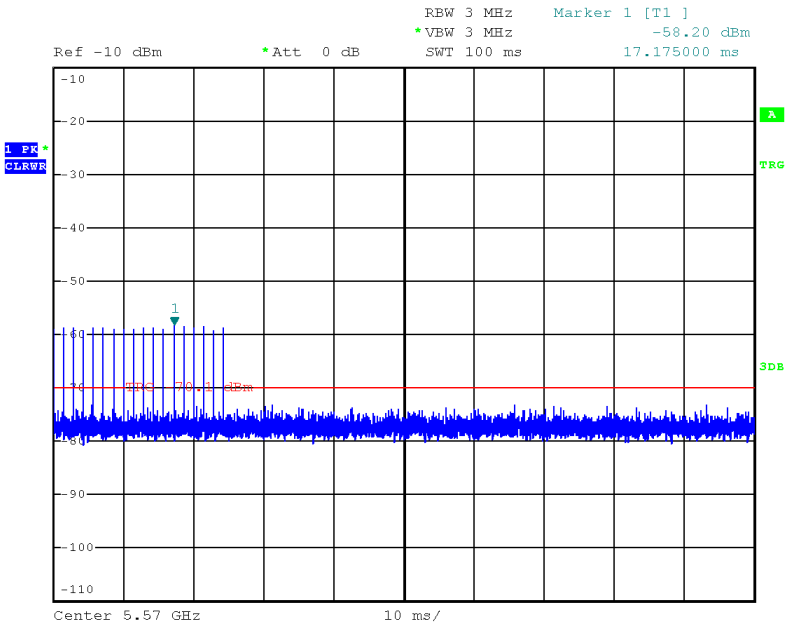

Date: 20.DEC.2024 15:08:54

Radar #1 DFS detection threshold level

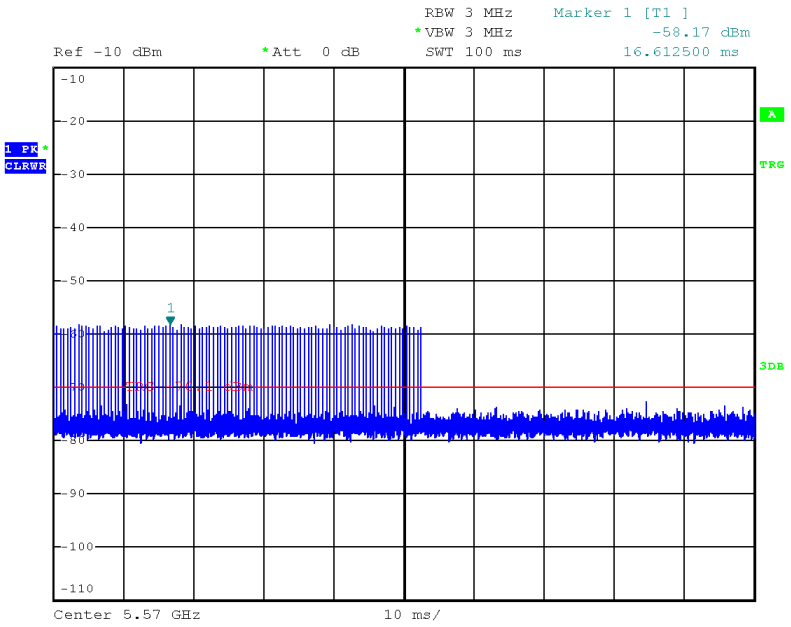

Date: 20.DEC.2024 15:09:52

Radar #2 DFS detection threshold level

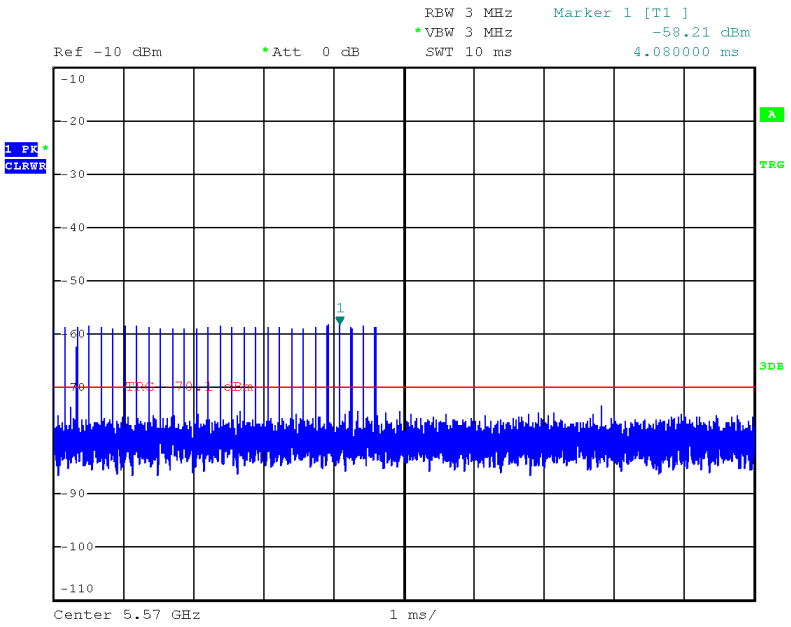

Date: 20.DEC.2024 15:10:32

Radar #3 DFS detection threshold level

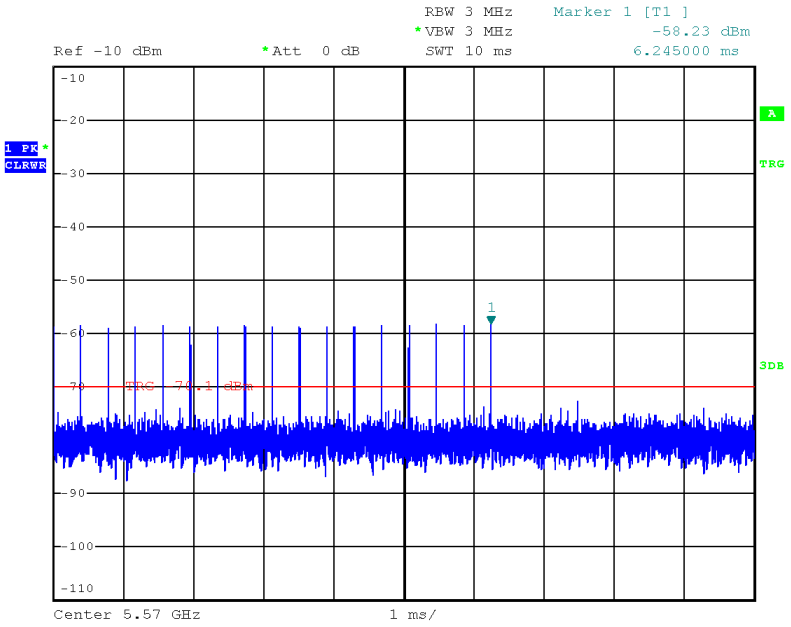

Date: 20.DEC.2024 15:10:56

Radar #4 DFS detection threshold level

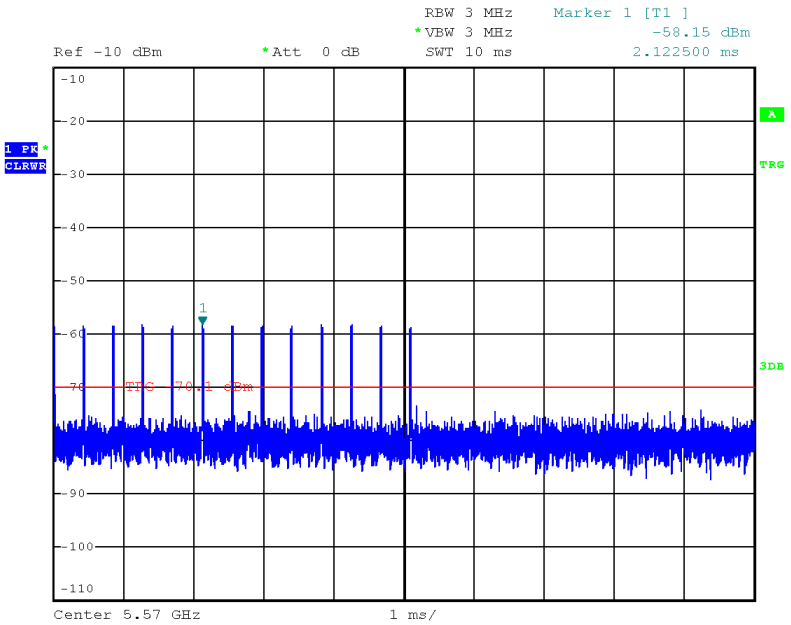

Date: 20.DEC.2024 15:11:16

Radar #5 DFS detection threshold level

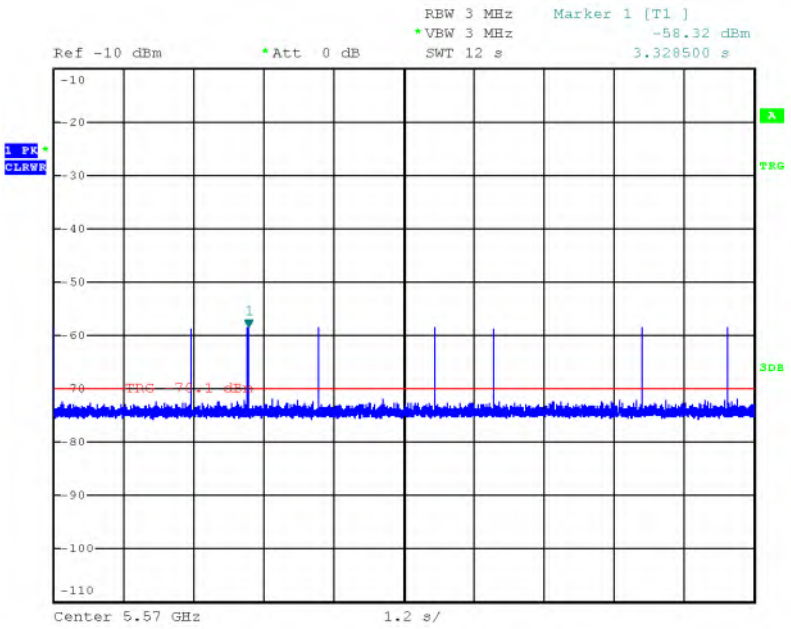

Date: 20.DEC.2024 15:14:18

Radar #6 DFS detection threshold level

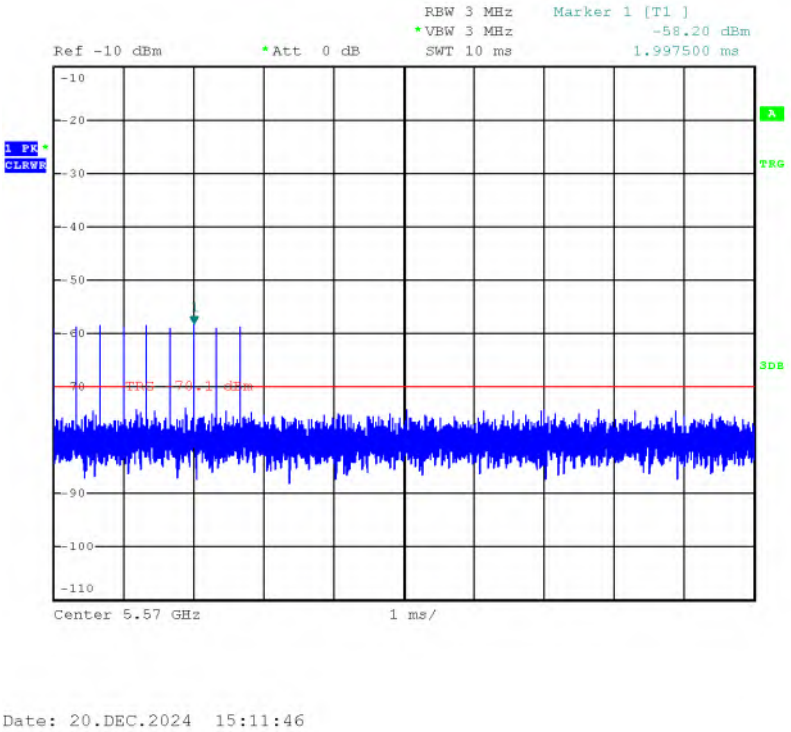

3.2.7 Test Setup

A spectrum analyzer is used as a monitor to verify that the EUT has vacated the Channel within the (Channel Closing Transmission Time and Channel Move Time, and does not transmit on a Channel during the Non-Occupancy Period after the detection and Channel move.

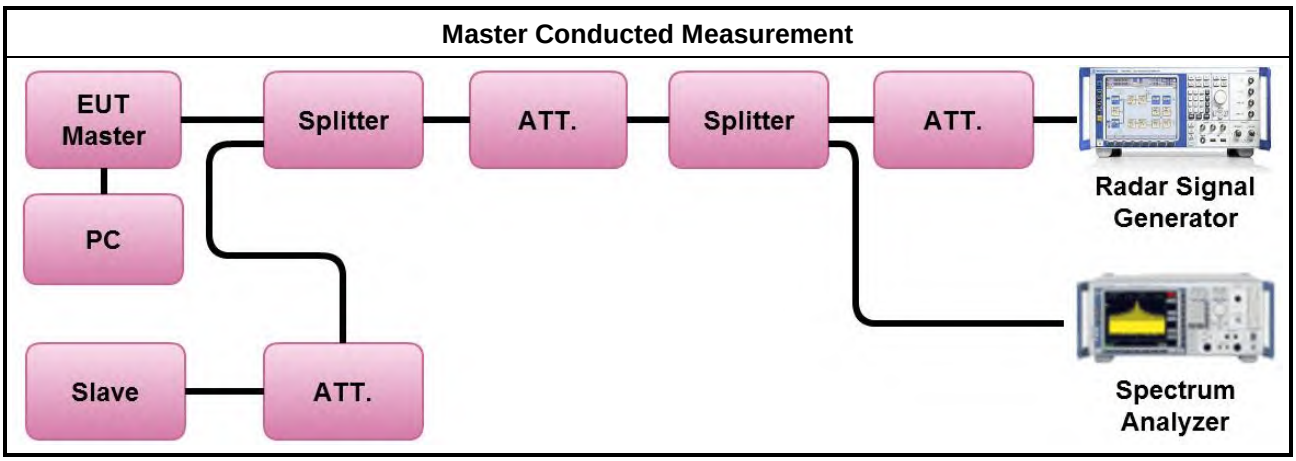

3.2.8 Data traffic Plot

< For Cisco FW >

EUT Data traffic Plot	Modulation Mode: 802.11be (EHT20)	Test Frequency: 5300 MHz

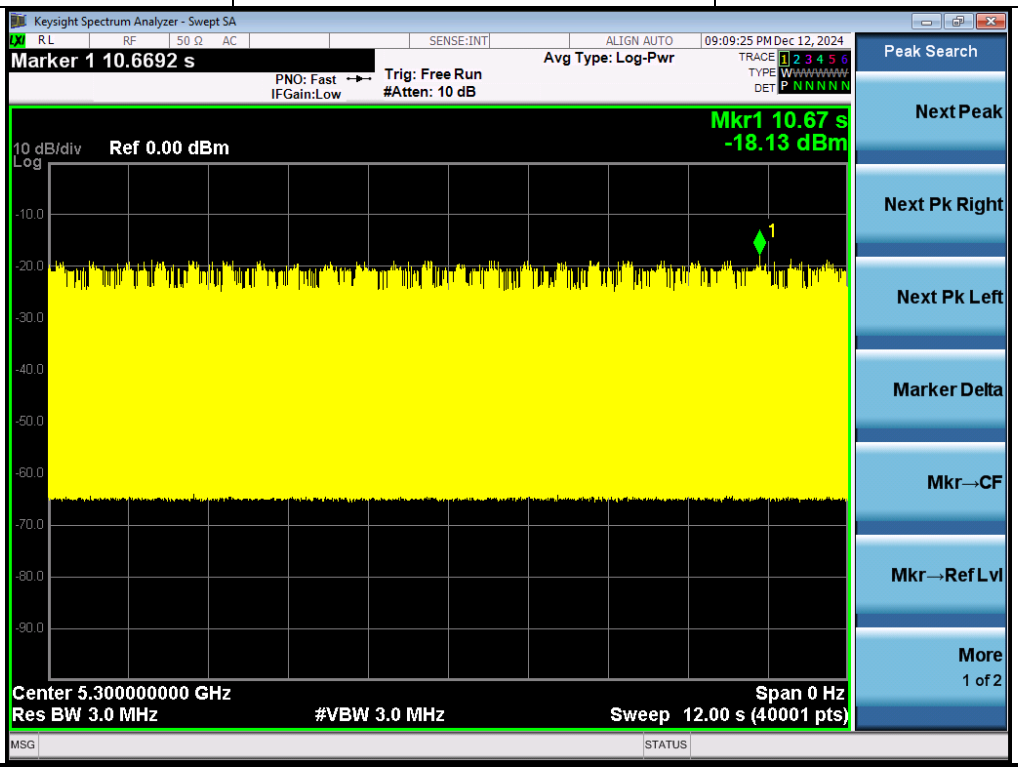

Client Data Traffic Plot	Modulation Mode: 802.11be (EHT20)	Test Frequency: 5300 MHz

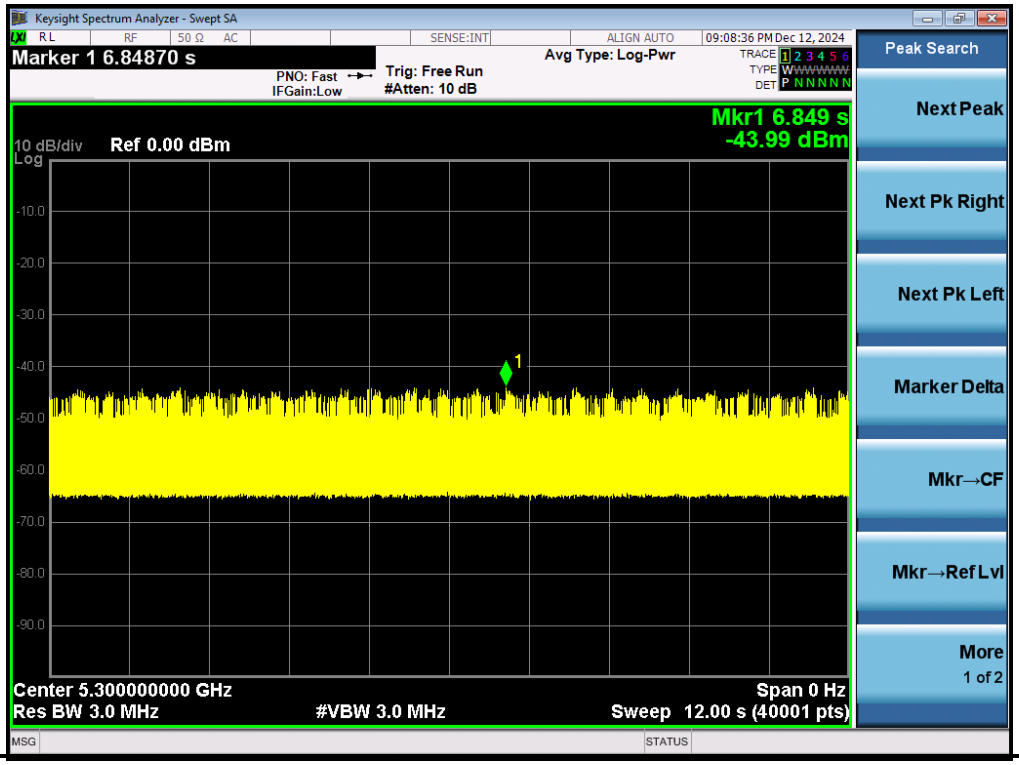

Without Data Traffic Plot	Modulation Mode: 802.11be (EHT20)	Test Frequency: 5300 MHz

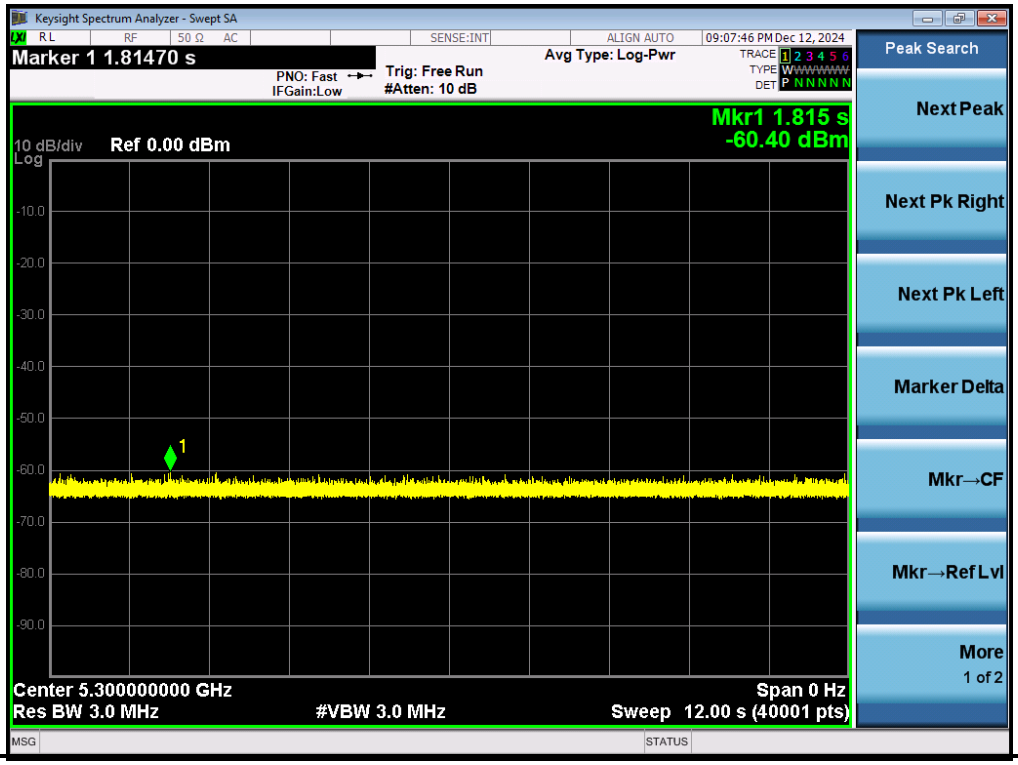

EUT Data traffic Plot	Modulation Mode: 802.11be (EHT20)	Test Frequency: 5500 MHz

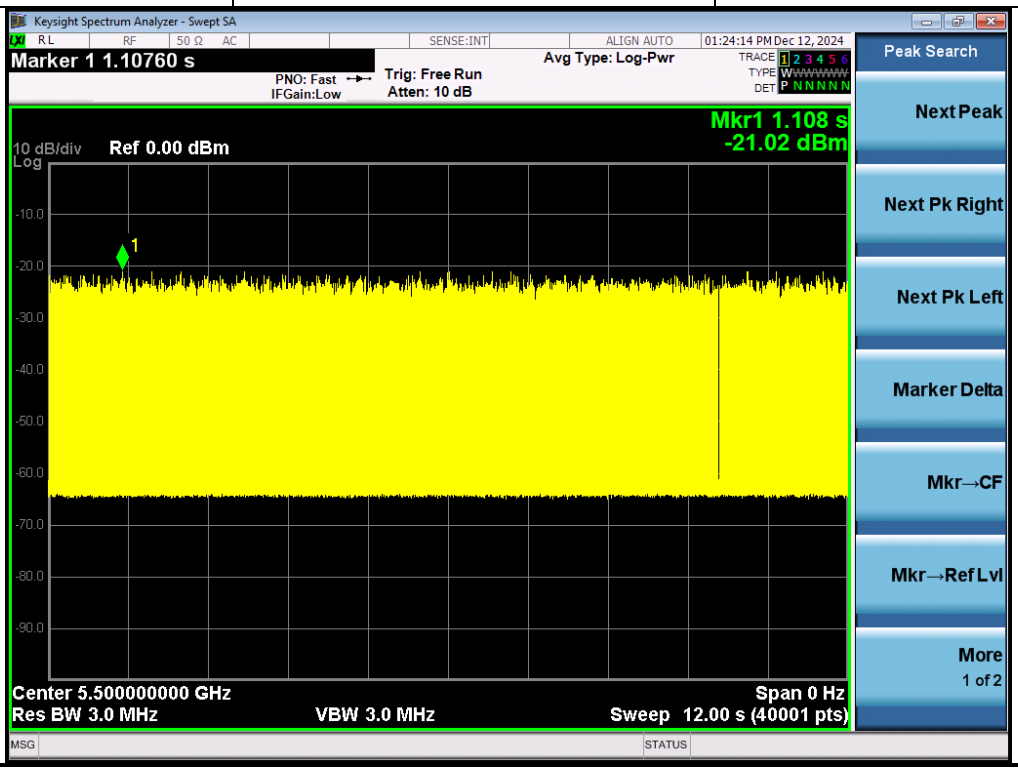

Client Data Traffic Plot	Modulation Mode: 802.11be (EHT20)	Test Frequency: 5500 MHz

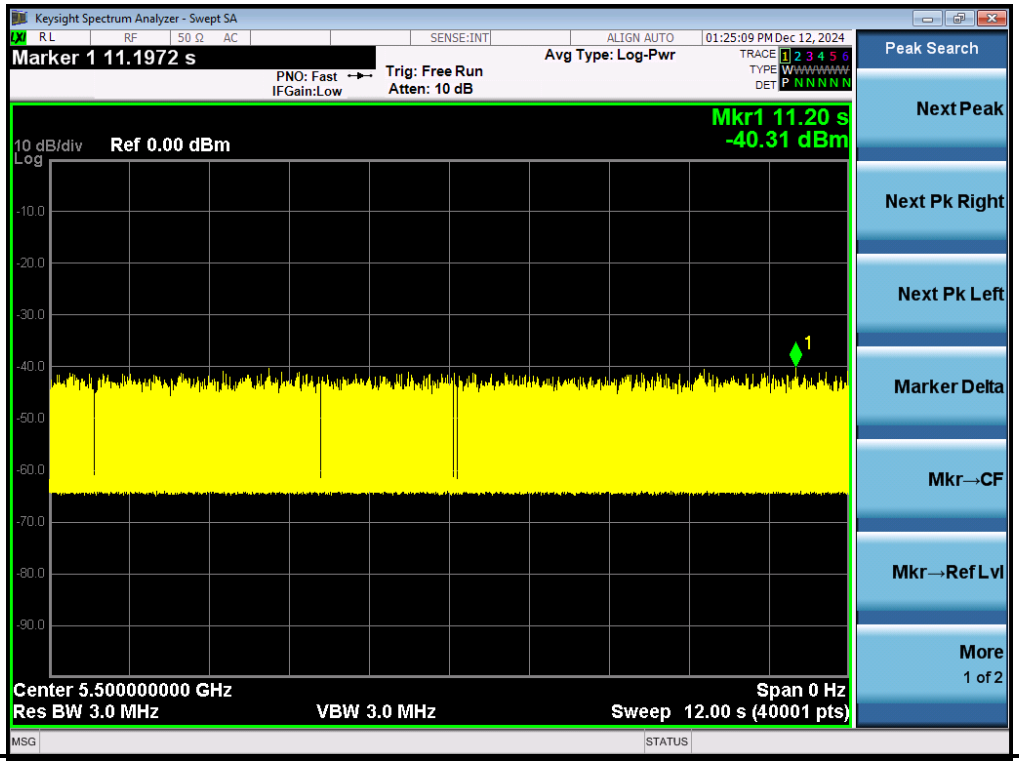

Without Data Traffic Plot	Modulation Mode: 802.11be (EHT20)	Test Frequency: 5500 MHz

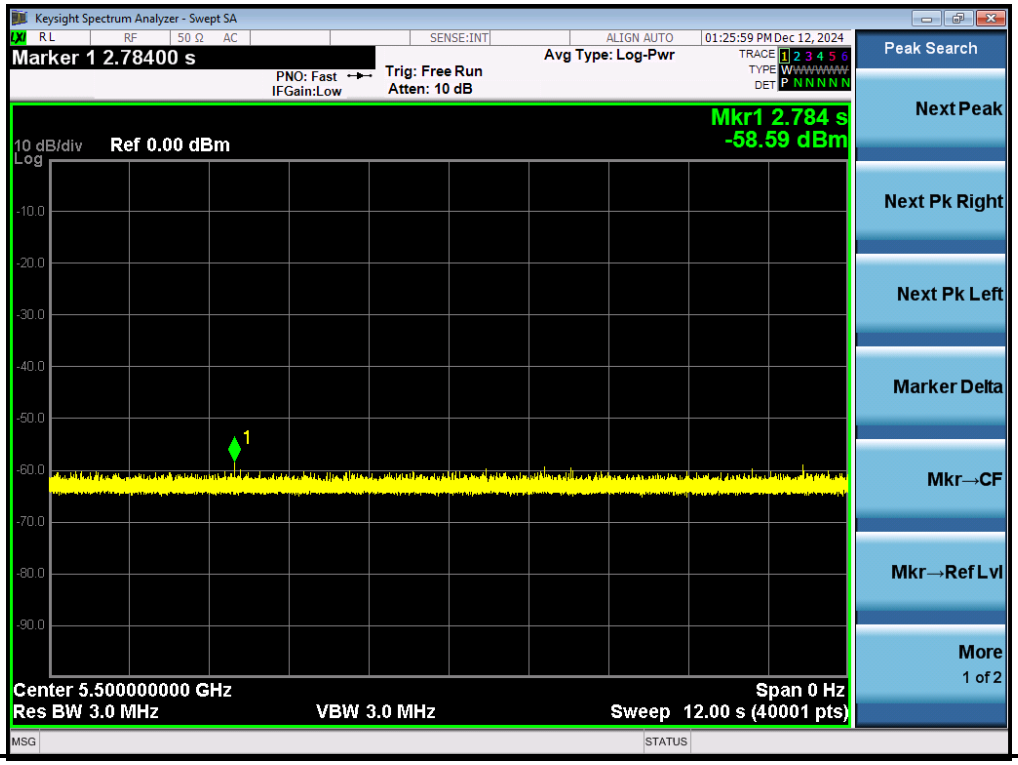

< For Meraki FW >

EUT Data traffic Plot	Modulation Mode: 802.11be (EHT20)	Test Frequency: 5300 MHz

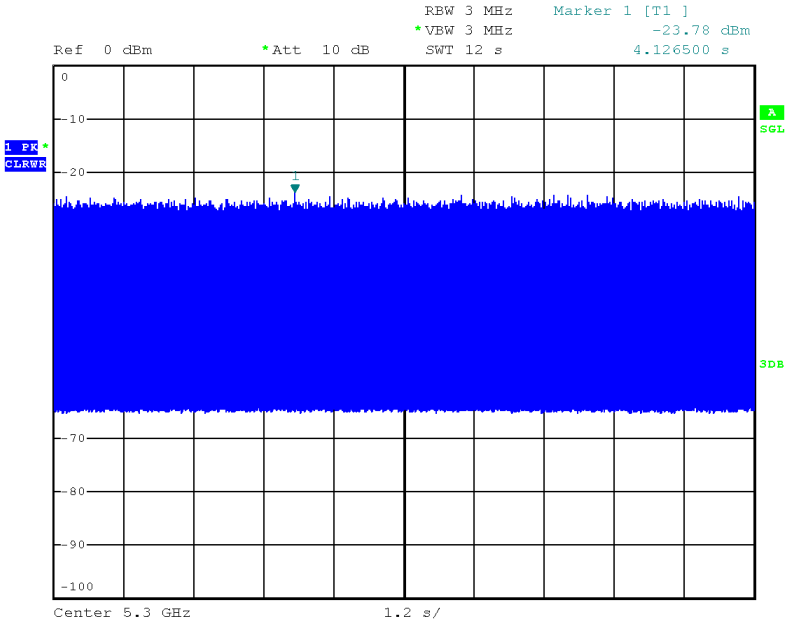

Date: 20.DEC.2024 11:51:04

Client Data Traffic Plot	Modulation Mode: 802.11be (EHT20)	Test Frequency: 5300 MHz

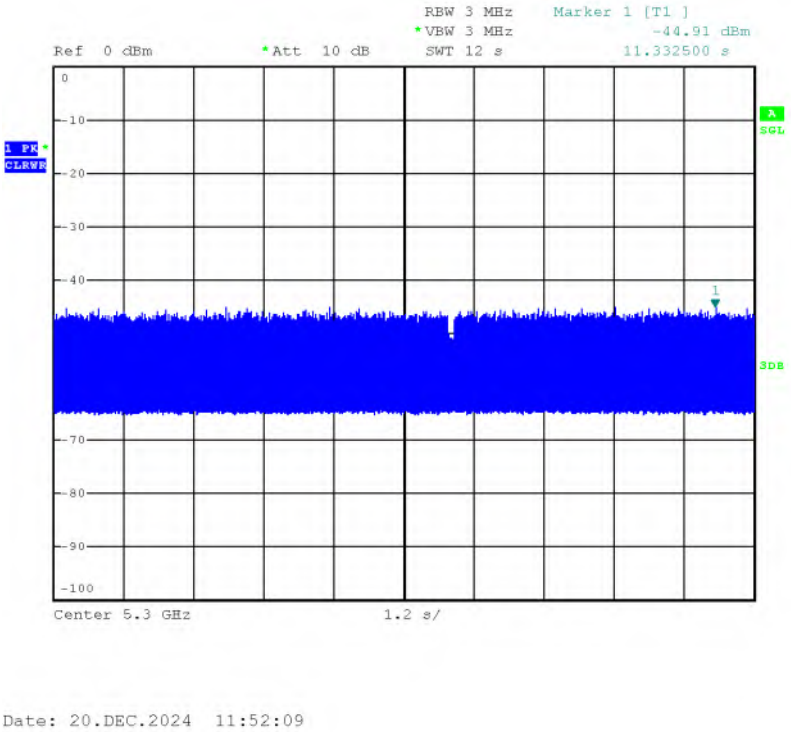

Without Data Traffic Plot	Modulation Mode: 802.11be (EHT20)	Test Frequency: 5300 MHz

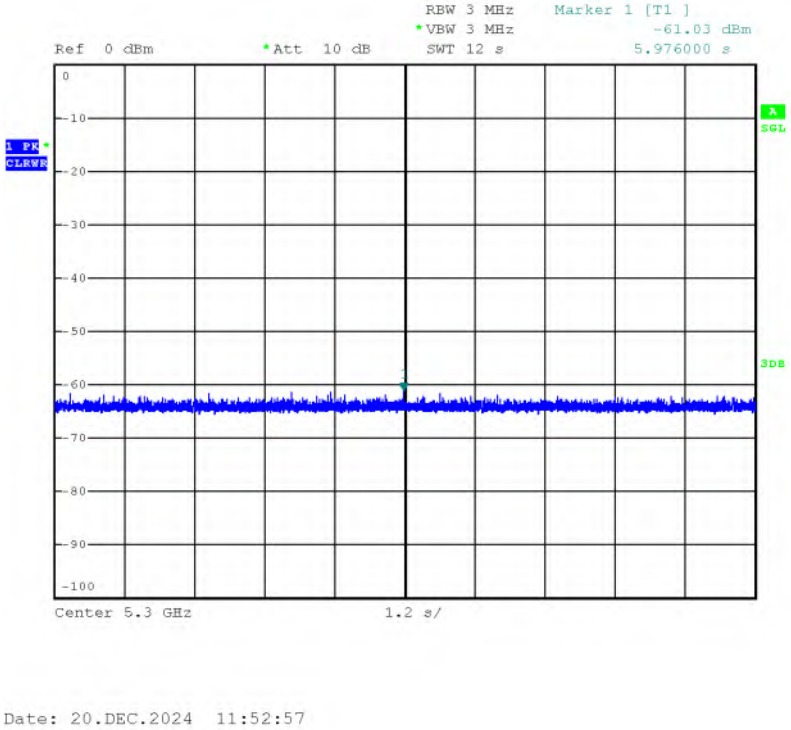

EUT Data traffic Plot	Modulation Mode: 802.11be (EHT20)	Test Frequency: 5500 MHz

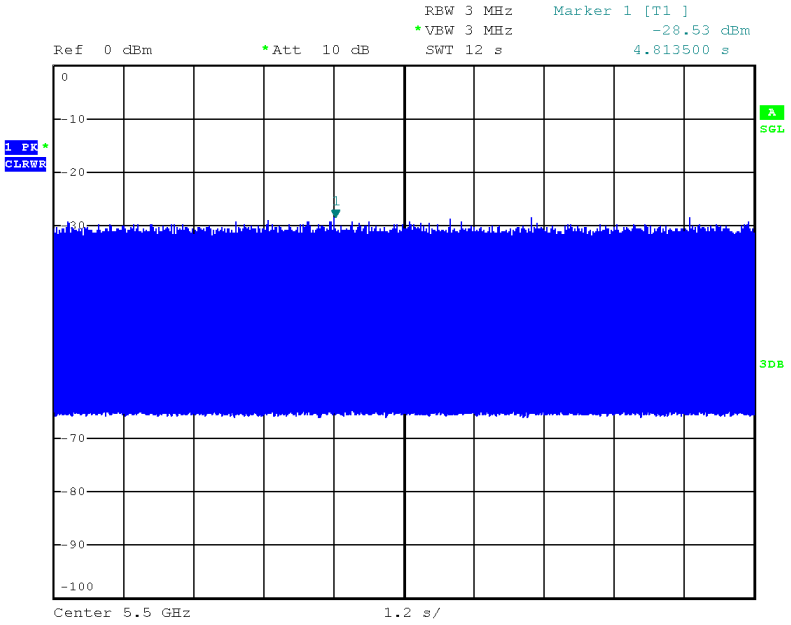

Date: 20.DEC.2024 15:03:20

Client Data Traffic Plot	Modulation Mode: 802.11be (EHT20)	Test Frequency: 5500 MHz

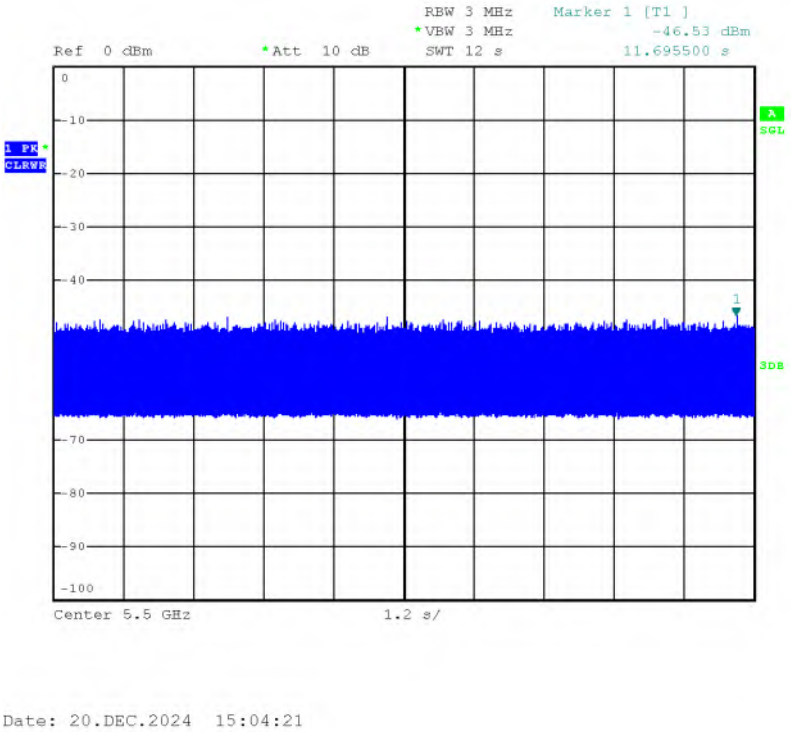

Without Data Traffic Plot	Modulation Mode: 802.11be (EHT20)	Test Frequency: 5500 MHz

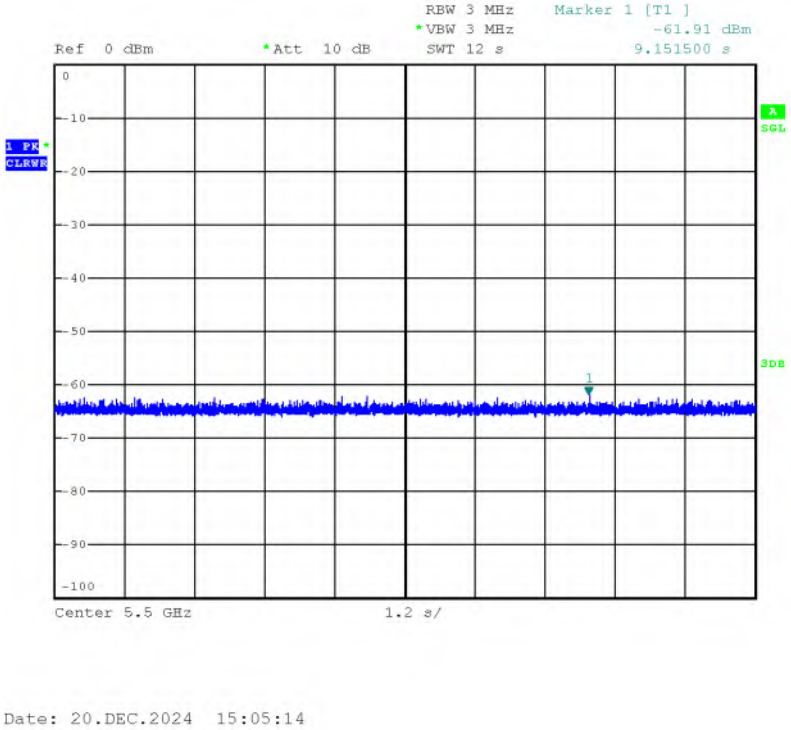

3.3 UNII Detection Bandwidth

3.3.1 UNII Detection Bandwidth Limit

< For Cisco FW_Band 2 >

Channel Bandwidth (MHz)	99% Occupied Bandwidth (MHz)	UNII Detection Bandwidth Min. Limit (MHz)
20	19.013	20
40	37.563	38
80	76.028	77
160	75.724	76
UNII Detection Bandwidth is minimum 100% of the 99% power bandwidth. A single radar Burst is generated for a minimum of 10 trials, and the response of the UUT is noted. The UUT must detect the Radar Waveform 90% or more of the time.		

< For Cisco FW_Band 3 >

Channel Bandwidth (MHz)	99% Occupied Bandwidth (MHz)	UNII Detection Bandwidth Min. Limit (MHz)
20	19.006	20
40	37.902	38
80	77.128	78
160	155.150	155
UNII Detection Bandwidth is minimum 100% of the 99% power bandwidth. A single radar Burst is generated for a minimum of 10 trials, and the response of the UUT is noted. The UUT must detect the Radar Waveform 90% or more of the time.		

< For Meraki FW_Band 2 >

Channel Bandwidth (MHz)	99% Occupied Bandwidth (MHz)	UNII Detection Bandwidth Min. Limit (MHz)
20	19.0875	20
40	37.8875	38
80	77.050	78
160	76.4125	77
UNII Detection Bandwidth is minimum 100% of the 99% power bandwidth. A single radar Burst is generated for a minimum of 10 trials, and the response of the UUT is noted. The UUT must detect the Radar Waveform 90% or more of the time.		

< For Meraki FW_Band 3 >

Channel Bandwidth (MHz)	99% Occupied Bandwidth (MHz)	UNII Detection Bandwidth Min. Limit (MHz)
20	19.0875	20
40	37.8125	38
80	76.875	77
160	156.975	157
UNII Detection Bandwidth is minimum 100% of the 99% power bandwidth. A single radar Burst is generated for a minimum of 10 trials, and the response of the UUT is noted. The UUT must detect the Radar Waveform 90% or more of the time.		

3.3.2 Measuring Instruments

Refer a test equipment and calibration data table in this test report.

3.3.3 Test Procedures

Test Method
☒ During the U-NII Detection Bandwidth detection test, radar type 0 is used and for each frequency step the minimum percentage of detection is 90 percent. Measurements are performed with no data traffic. The EUT is set up as a standalone device (no associated Client and no traffic). The radar frequency is increased in 1 MHz steps, repeating the above test sequence, until the detection rate falls below 90%. The highest frequency at which detection is greater than or equal to 90% is denoted as F_H. The radar frequency is decreased in 1 MHz steps, repeating the above test sequence, until the detection rate falls below 90%. The lowest frequency at which detection is greater than or equal to 90% is denoted as F_L. UNII Detection Bandwidth = F_H - F_L.

3.3.4 Test Result of UNII Detection Bandwidth

< For Cisco FW >

EUT Frequency=5300 MHz											
Channel Bandwidth (MHz)	**20**										
Radar Frequency (MHz)	**DFS Detection Trials (1=Detection, 0= No Detection)**										
	1	**2**	**3**	**4**	**5**	**6**	**7**	**8**	**9**	**10**	**Detection Rate (%)**
5290	1	1	1	1	1	1	1	1	1	1	100%
5295	1	1	1	1	1	1	1	1	1	1	100%
5300	1	1	1	1	1	1	1	1	1	1	100%
5305	1	1	1	1	1	1	1	1	1	1	100%
5310	1	1	1	1	1	1	1	1	1	1	100%
Radar Type 0-Detection Bandwidth (MHz) =											20
UNII Detection Bandwidth Min. Limit (MHz) =											20
Test Result											**Complied**

EUT Frequency=5310 MHz											
Channel Bandwidth (MHz)	**40**										
Radar Frequency (MHz)	**DFS Detection Trials (1=Detection, 0= No Detection)**										
	1	**2**	**3**	**4**	**5**	**6**	**7**	**8**	**9**	**10**	**Detection Rate (%)**
5290	1	1	1	1	1	1	1	1	1	1	100%
5291	1	1	1	1	1	1	1	1	1	1	100%
5292	1	1	1	1	1	1	1	1	1	1	100%
5293	1	1	1	1	1	1	1	1	1	1	100%
5294	1	1	1	1	1	1	1	1	1	1	100%
5295	1	1	1	1	1	1	1	1	1	1	100%
5300	1	1	1	1	1	1	1	1	1	1	100%
5305	1	1	1	1	1	1	1	1	1	1	100%
5310	1	1	1	1	1	1	1	1	1	1	100%
5315	1	1	1	1	1	1	1	1	1	1	100%
5320	1	1	1	1	1	1	1	1	1	1	100%
5325	1	1	1	1	1	1	1	1	1	1	100%
5326	1	1	1	1	1	1	1	1	1	1	100%
5327	1	1	1	1	1	1	1	1	1	1	100%
5328	1	1	1	1	1	1	1	1	1	1	100%
5329	1	1	1	1	1	1	1	1	1	1	100%
5330	1	1	1	1	1	1	1	1	1	1	100%
Radar Type 0-Detection Bandwidth (MHz) =											40
UNII Detection Bandwidth Min. Limit (MHz) =											38
Test Result											**Complied**

EUT Frequency=5290 MHz											
Channel Bandwidth (MHz)	**80**										
Radar Frequency (MHz)	**DFS Detection Trials (1=Detection, 0= No Detection)**										
	1	**2**	**3**	**4**	**5**	**6**	**7**	**8**	**9**	**10**	**Detection Rate (%)**
5250	0	0	0	0	0	0	0	0	0	0	0%
5251	1	1	1	1	1	1	1	1	1	1	100%
5252	1	1	1	1	1	1	1	1	1	1	100%
5253	1	1	1	1	1	1	1	1	1	1	100%
5254	1	1	1	1	1	1	1	1	1	1	100%
5255	1	1	1	1	1	1	1	1	1	1	100%
5260	1	1	1	1	1	1	1	1	1	1	100%
5265	1	1	1	1	1	1	1	1	1	1	100%
5270	1	1	1	1	1	1	1	1	1	1	100%
5275	1	1	1	1	1	1	1	1	1	1	100%
5280	1	1	1	1	1	1	1	1	1	1	100%
5285	1	1	1	1	1	1	1	1	1	1	100%
5290	1	1	1	1	1	1	1	1	1	1	100%
5295	1	1	1	1	1	1	1	1	1	1	100%
5300	1	1	1	1	1	1	1	1	1	1	100%
5305	1	1	1	1	1	1	1	1	1	1	100%
5310	1	1	1	1	1	1	1	1	1	1	100%
5315	1	1	1	1	1	1	1	1	1	1	100%
5320	1	1	1	1	1	1	1	1	1	1	100%
5325	1	1	1	1	1	1	1	1	1	1	100%
5330	1	1	1	1	1	1	1	1	1	1	100%
Radar Type 0-Detection Bandwidth (MHz) =											79
UNII Detection Bandwidth Min. Limit (MHz) =											77
Test Result											**Complied**

EUT Frequency=5250 MHz											
Channel Bandwidth (MHz)	**160**										
Radar Frequency (MHz)	**DFS Detection Trials (1=Detection, 0= No Detection)**										
	1	**2**	**3**	**4**	**5**	**6**	**7**	**8**	**9**	**10**	**Detection Rate (%)**
5250	1	1	1	1	1	1	1	1	1	1	100%
5255	1	1	1	1	1	1	1	1	1	1	100%
5260	1	1	1	1	1	1	1	1	1	1	100%
5265	1	1	1	1	1	1	1	1	1	1	100%
5270	1	1	1	1	1	1	1	1	1	1	100%
5275	1	1	1	1	1	1	1	1	1	1	100%
5280	1	1	1	1	1	1	1	1	1	1	100%
5285	1	1	1	1	1	1	1	1	1	1	100%
5290	1	1	1	1	1	1	1	1	1	1	100%
5295	1	1	1	1	1	1	1	1	1	1	100%
5300	1	1	1	1	1	1	1	1	1	1	100%
5305	1	1	1	1	1	1	1	1	1	1	100%
5310	1	1	1	1	1	1	1	1	1	1	100%
5315	1	1	1	1	1	1	1	1	1	1	100%
5320	1	1	1	1	1	1	1	1	1	1	100%
5325	1	1	1	1	1	1	1	1	1	1	100%
5326	1	1	1	1	1	1	1	1	1	1	100%
5327	1	1	1	1	1	1	1	1	1	1	100%
5328	1	1	1	1	1	1	1	1	1	1	100%
5329	1	1	1	1	1	1	1	1	1	1	100%
5330	0	0	0	0	0	0	0	0	0	0	100%
Radar Type 0-Detection Bandwidth (MHz) =											79
UNII Detection Bandwidth Min. Limit (MHz) =											76
Test Result											**Complied**

EUT Frequency=5500 MHz											
Channel Bandwidth (MHz)	**20**										
Radar Frequency (MHz)	**DFS Detection Trials (1=Detection, 0= No Detection)**										
	1	**2**	**3**	**4**	**5**	**6**	**7**	**8**	**9**	**10**	**Detection Rate (%)**
5490	1	1	1	1	1	1	1	1	1	1	100%
5491	1	1	1	1	1	1	1	1	1	1	100%
5492	1	1	1	1	1	1	1	1	1	1	100%
5493	1	1	1	1	1	1	1	1	1	1	100%
5494	1	1	1	1	1	1	1	1	1	1	100%
5495	1	1	1	1	1	1	1	1	1	1	100%
5496	1	1	1	1	1	1	1	1	1	1	100%
5497	1	1	1	1	1	1	1	1	1	1	100%
5498	1	1	1	1	1	1	1	1	1	1	100%
5499	1	1	1	1	1	1	1	1	1	1	100%
5500	1	1	1	1	1	1	1	1	1	1	100%
5501	1	1	1	1	1	1	1	1	1	1	100%
5502	1	1	1	1	1	1	1	1	1	1	100%
5503	1	1	1	1	1	1	1	1	1	1	100%
5504	1	1	1	1	1	1	1	1	1	1	100%
5505	1	1	1	1	1	1	1	1	1	1	100%
5506	1	1	1	1	1	1	1	1	1	1	100%
5507	1	1	1	1	1	1	1	1	1	1	100%
5508	1	1	1	1	1	1	1	1	1	1	100%
5509	1	1	1	1	1	1	1	1	1	1	100%
5510	1	1	1	1	1	1	1	1	1	1	100%
Radar Type 0-Detection Bandwidth (MHz) =											20
UNII Detection Bandwidth Min. Limit (MHz) =											20
Test Result											**Complied**

EUT Frequency=5510 MHz											
Channel Bandwidth (MHz)	**40**										
Radar Frequency (MHz)	**DFS Detection Trials (1=Detection, 0= No Detection)**										
	1	**2**	**3**	**4**	**5**	**6**	**7**	**8**	**9**	**10**	**Detection Rate (%)**
5490	1	1	1	1	1	1	1	1	1	1	100%
5495	1	1	1	1	1	1	1	1	1	1	100%
5500	1	1	1	1	1	1	1	1	1	1	100%
5505	1	1	1	1	1	1	1	1	1	1	100%
5510	1	1	1	1	1	1	1	1	1	1	100%
5515	1	1	1	1	1	1	1	1	1	1	100%
5520	1	1	1	1	1	1	1	1	1	1	100%
5525	1	1	1	1	1	1	1	1	1	1	100%
5530	1	1	1	1	1	1	1	1	1	1	100%
Radar Type 0-Detection Bandwidth (MHz) =											40
UNII Detection Bandwidth Min. Limit (MHz) =											38
Test Result											**Complied**

EUT Frequency=5530 MHz											
Channel Bandwidth (MHz)	**80**										
Radar Frequency (MHz)	**DFS Detection Trials (1=Detection, 0= No Detection)**										
	1	**2**	**3**	**4**	**5**	**6**	**7**	**8**	**9**	**10**	**Detection Rate (%)**
5490	1	1	1	1	1	1	1	1	1	1	100%
5495	1	1	1	1	1	1	1	1	1	1	100%
5500	1	1	1	1	1	1	1	1	1	1	100%
5505	1	1	1	1	1	1	1	1	1	1	100%
5510	1	1	1	1	1	1	1	1	1	1	100%
5515	1	1	1	1	1	1	1	1	1	1	100%
5520	1	1	1	1	1	1	1	1	1	1	100%
5525	1	1	1	1	1	1	1	1	1	1	100%
5530	1	1	1	1	1	1	1	1	1	1	100%
5535	1	1	1	1	1	1	1	1	1	1	100%
5540	1	1	1	1	1	1	1	1	1	1	100%
5545	1	1	1	1	1	1	1	1	1	1	100%
5550	1	1	1	1	1	1	1	1	1	1	100%
5555	1	1	1	1	1	1	1	1	1	1	100%
5560	1	1	1	1	1	1	1	1	1	1	100%
5565	1	1	1	1	1	1	1	1	1	1	100%
5570	1	1	1	1	1	1	1	1	1	1	100%
Radar Type 0-Detection Bandwidth (MHz) =											80
UNII Detection Bandwidth Min. Limit (MHz) =											78
Test Result											**Complied**

EUT Frequency=5570 MHz											
Channel Bandwidth (MHz)	**160**										
Radar Frequency (MHz)	**DFS Detection Trials (1=Detection, 0= No Detection)**										
	1	**2**	**3**	**4**	**5**	**6**	**7**	**8**	**9**	**10**	**Detection Rate (%)**
5490	1	1	1	1	1	1	1	1	1	1	100%
5495	1	1	1	1	1	1	1	1	1	1	100%
5500	1	1	1	1	1	1	1	1	1	1	100%
5505	1	1	1	1	1	1	1	1	1	1	100%
5510	1	1	1	1	1	1	1	1	1	1	100%
5515	1	1	1	1	1	1	1	1	1	1	100%
5520	1	1	1	1	1	1	1	1	1	1	100%
5525	1	1	1	1	1	1	1	1	1	1	100%
5530	1	1	1	1	1	1	1	1	1	1	100%
5535	1	1	1	1	1	1	1	1	1	1	100%
5540	1	1	1	1	1	1	1	1	1	1	100%
5545	1	1	1	1	1	1	1	1	1	1	100%
5550	1	1	1	1	1	1	1	1	1	1	100%
5555	1	1	1	1	1	1	1	1	1	1	100%
5560	1	1	1	1	1	1	1	1	1	1	100%
5565	1	1	1	1	1	1	1	1	1	1	100%
5570	1	1	1	1	1	1	1	1	1	1	100%
5575	1	1	1	1	1	1	1	1	1	1	100%
5580	1	1	1	1	1	1	1	1	1	1	100%
5585	1	1	1	1	1	1	1	1	1	1	100%
5590	1	1	1	1	1	1	1	1	1	1	100%
5595	1	1	1	1	1	1	1	1	1	1	100%
5600	1	1	1	1	1	1	1	1	1	1	100%
5605	1	1	1	1	1	1	1	1	1	1	100%
5610	1	1	1	1	1	1	1	1	1	1	100%
5615	1	1	1	1	1	1	1	1	1	1	100%
5620	1	1	1	1	1	1	1	1	1	1	100%
5625	1	1	1	1	1	1	1	1	1	1	100%
5630	1	1	1	1	1	1	1	1	1	1	100%
5635	1	1	1	1	1	1	1	1	1	1	100%
5640	1	1	1	1	1	1	1	1	1	1	100%
5645	1	1	1	1	1	1	1	1	1	1	100%
5650	1	1	1	1	1	1	1	1	1	1	100%
Radar Type 0-Detection Bandwidth (MHz) =											160
UNII Detection Bandwidth Min. Limit (MHz) =											155
Test Result											**Complied**

< For Meraki FW >

EUT Frequency=5300 MHz											
Channel Bandwidth (MHz)	**20**										
Radar Frequency (MHz)	**DFS Detection Trials (1=Detection, 0= No Detection)**										
	1	**2**	**3**	**4**	**5**	**6**	**7**	**8**	**9**	**10**	**Detection Rate (%)**
5290	1	1	1	1	1	1	1	1	1	1	100%
5295	1	1	1	1	1	1	1	1	1	1	100%
5300	1	1	1	1	1	1	1	1	1	1	100%
5305	1	1	1	1	1	1	1	1	1	1	100%
5310	1	1	1	1	1	1	1	1	1	1	100%
Radar Type 0-Detection Bandwidth (MHz) =											20
UNII Detection Bandwidth Min. Limit (MHz) =											20
Test Result											**Complied**

EUT Frequency=5310 MHz											
Channel Bandwidth (MHz)	**40**										
Radar Frequency (MHz)	**DFS Detection Trials (1=Detection, 0= No Detection)**										
	1	**2**	**3**	**4**	**5**	**6**	**7**	**8**	**9**	**10**	**Detection Rate (%)**
5290	1	1	1	1	1	1	1	1	1	1	100%
5291	1	1	1	1	1	1	1	1	1	1	100%
5292	1	1	1	1	1	1	1	1	1	1	100%
5293	1	1	1	1	1	1	1	1	1	1	100%
5294	1	1	1	1	1	1	1	1	1	1	100%
5295	1	1	1	1	1	1	1	1	1	1	100%
5300	1	1	1	1	1	1	1	1	1	1	100%
5305	1	1	1	1	1	1	1	1	1	1	100%
5310	1	1	1	1	1	1	1	1	1	1	100%
5315	1	1	1	1	1	1	1	1	1	1	100%
5320	1	1	1	1	1	1	1	1	1	1	100%
5325	1	1	1	1	1	1	1	1	1	1	100%
5326	1	1	1	1	1	1	1	1	1	1	100%
5327	1	1	1	1	1	1	1	1	1	1	100%
5328	1	1	1	1	1	1	1	1	1	1	100%
5329	1	1	1	1	1	1	1	1	1	1	100%
5330	1	1	1	1	1	1	1	1	1	1	100%
Radar Type 0-Detection Bandwidth (MHz) =											40
UNII Detection Bandwidth Min. Limit (MHz) =											38
Test Result											**Complied**

EUT Frequency=5290 MHz											
Channel Bandwidth (MHz)	**80**										
Radar Frequency (MHz)	**DFS Detection Trials (1=Detection, 0= No Detection)**										
	1	**2**	**3**	**4**	**5**	**6**	**7**	**8**	**9**	**10**	**Detection Rate (%)**
5250	0	0	0	0	0	0	0	0	0	0	0%
5251	1	1	1	1	1	1	1	1	1	1	100%
5252	1	1	1	1	1	1	1	1	1	1	100%
5253	1	1	1	1	1	1	1	1	1	1	100%
5254	1	1	1	1	1	1	1	1	1	1	100%
5255	1	1	1	1	1	1	1	1	1	1	100%
5260	1	1	1	1	1	1	1	1	1	1	100%
5265	1	1	1	1	1	1	1	1	1	1	100%
5270	1	1	1	1	1	1	1	1	1	1	100%
5275	1	1	1	1	1	1	1	1	1	1	100%
5280	1	1	1	1	1	1	1	1	1	1	100%
5285	1	1	1	1	1	1	1	1	1	1	100%
5290	1	1	1	1	1	1	1	1	1	1	100%
5295	1	1	1	1	1	1	1	1	1	1	100%
5300	1	1	1	1	1	1	1	1	1	1	100%
5305	1	1	1	1	1	1	1	1	1	1	100%
5310	1	1	1	1	1	1	1	1	1	1	100%
Radar Type 0-Detection Bandwidth (MHz) =											79
UNII Detection Bandwidth Min. Limit (MHz) =											78
Test Result											**Complied**

EUT Frequency=5250 MHz											
Channel Bandwidth (MHz)	**160**										
Radar Frequency (MHz)	**DFS Detection Trials (1=Detection, 0= No Detection)**										
	1	**2**	**3**	**4**	**5**	**6**	**7**	**8**	**9**	**10**	**Detection Rate (%)**
5250	1	1	1	1	1	1	1	1	1	1	100%
5255	1	1	1	1	1	1	1	1	1	1	100%
5260	1	1	1	1	1	1	1	1	1	1	100%
5265	1	1	1	1	1	1	1	1	1	1	100%
5270	1	1	1	1	1	1	1	1	1	1	100%
5275	1	1	1	1	1	1	1	1	1	1	100%
5280	1	1	1	1	1	1	1	1	1	1	100%
5285	1	1	1	1	1	1	1	1	1	1	100%
5290	1	1	1	1	1	1	1	1	1	1	100%
5295	1	1	1	1	1	1	1	1	1	1	100%
5300	1	1	1	1	1	1	1	1	1	1	100%
5305	1	1	1	1	1	1	1	1	1	1	100%
5310	1	1	1	1	1	1	1	1	1	1	100%
5315	1	1	1	1	1	1	1	1	1	1	100%
5320	1	1	1	1	1	1	1	1	1	1	100%
5325	1	1	1	1	1	1	1	1	1	1	100%
5326	1	1	1	1	1	1	1	1	1	1	100%
5327	1	1	1	1	1	1	1	1	1	1	100%
5328	1	1	1	1	1	1	1	1	1	1	100%
5329	1	1	1	1	1	1	1	1	1	1	100%
5330	0	0	0	0	0	0	0	0	0	0	100%
Radar Type 0-Detection Bandwidth (MHz) =											79
UNII Detection Bandwidth Min. Limit (MHz) =											77
Test Result											**Complied**

EUT Frequency=5500 MHz											
Channel Bandwidth (MHz)	**20**										
Radar Frequency (MHz)	**DFS Detection Trials (1=Detection, 0= No Detection)**										
	1	**2**	**3**	**4**	**5**	**6**	**7**	**8**	**9**	**10**	**Detection Rate (%)**
5490	1	1	1	1	1	1	1	1	1	1	100%
5491	1	1	1	1	1	1	1	1	1	1	100%
5492	1	1	1	1	1	1	1	1	1	1	100%
5493	1	1	1	1	1	1	1	1	1	1	100%
5494	1	1	1	1	1	1	1	1	1	1	100%
5495	1	1	1	1	1	1	1	1	1	1	100%
5496	1	1	1	1	1	1	1	1	1	1	100%
5497	1	1	1	1	1	1	1	1	1	1	100%
5498	1	1	1	1	1	1	1	1	1	1	100%
5499	1	1	1	1	1	1	1	1	1	1	100%
5500	1	1	1	1	1	1	1	1	1	1	100%
5501	1	1	1	1	1	1	1	1	1	1	100%
5502	1	1	1	1	1	1	1	1	1	1	100%
5503	1	1	1	1	1	1	1	1	1	1	100%
5504	1	1	1	1	1	1	1	1	1	1	100%
5505	1	1	1	1	1	1	1	1	1	1	100%
5506	1	1	1	1	1	1	1	1	1	1	100%
5507	1	1	1	1	1	1	1	1	1	1	100%
5508	1	1	1	1	1	1	1	1	1	1	100%
5509	1	1	1	1	1	1	1	1	1	1	100%
5510	1	1	1	1	1	1	1	1	1	1	100%
Radar Type 0-Detection Bandwidth (MHz) =											20
UNII Detection Bandwidth Min. Limit (MHz) =											20
Test Result											**Complied**

EUT Frequency=5510 MHz											
Channel Bandwidth (MHz)	**40**										
Radar Frequency (MHz)	**DFS Detection Trials (1=Detection, 0= No Detection)**										
	1	**2**	**3**	**4**	**5**	**6**	**7**	**8**	**9**	**10**	**Detection Rate (%)**
5490	1	1	1	1	1	1	1	1	1	1	100%
5495	1	1	1	1	1	1	1	1	1	1	100%
5500	1	1	1	1	1	1	1	1	1	1	100%
5505	1	1	1	1	1	1	1	1	1	1	100%
5510	1	1	1	1	1	1	1	1	1	1	100%
5515	1	1	1	1	1	1	1	1	1	1	100%
5520	1	1	1	1	1	1	1	1	1	1	100%
5525	1	1	1	1	1	1	1	1	1	1	100%
5530	1	1	1	1	1	1	1	1	1	1	100%
Radar Type 0-Detection Bandwidth (MHz) =											40
UNII Detection Bandwidth Min. Limit (MHz) =											38
Test Result											**Complied**

EUT Frequency=5530 MHz											
Channel Bandwidth (MHz)	**80**										
Radar Frequency (MHz)	**DFS Detection Trials (1=Detection, 0= No Detection)**										
	1	**2**	**3**	**4**	**5**	**6**	**7**	**8**	**9**	**10**	**Detection Rate (%)**
5490	1	1	1	1	1	1	1	1	1	1	100%
5495	1	1	1	1	1	1	1	1	1	1	100%
5500	1	1	1	1	1	1	1	1	1	1	100%
5505	1	1	1	1	1	1	1	1	1	1	100%
5510	1	1	1	1	1	1	1	1	1	1	100%
5515	1	1	1	1	1	1	1	1	1	1	100%
5520	1	1	1	1	1	1	1	1	1	1	100%
5525	1	1	1	1	1	1	1	1	1	1	100%
5530	1	1	1	1	1	1	1	1	1	1	100%
5535	1	1	1	1	1	1	1	1	1	1	100%
5540	1	1	1	1	1	1	1	1	1	1	100%
5545	1	1	1	1	1	1	1	1	1	1	100%
5550	1	1	1	1	1	1	1	1	1	1	100%
5555	1	1	1	1	1	1	1	1	1	1	100%
5560	1	1	1	1	1	1	1	1	1	1	100%
5565	1	1	1	1	1	1	1	1	1	1	100%
5570	1	1	1	1	1	1	1	1	1	1	100%
Radar Type 0-Detection Bandwidth (MHz) =											80
UNII Detection Bandwidth Min. Limit (MHz) =											77
Test Result											**Complied**

EUT Frequency=5570 MHz											
Channel Bandwidth (MHz)	**160**										
Radar Frequency (MHz)	**DFS Detection Trials (1=Detection, 0= No Detection)**										
	1	**2**	**3**	**4**	**5**	**6**	**7**	**8**	**9**	**10**	**Detection Rate (%)**
5490	0	0	0	0	0	0	0	0	0	0	0%
5491	1	1	1	1	1	1	1	1	1	1	100%
5492	1	1	1	1	1	1	1	1	1	1	100%
5493	1	1	1	1	1	1	1	1	1	1	100%
5494	1	1	1	1	1	1	1	1	1	1	100%
5495	1	1	1	1	1	1	1	1	1	1	100%
5500	1	1	1	1	1	1	1	1	1	1	100%
5505	1	1	1	1	1	1	1	1	1	1	100%
5510	1	1	1	1	1	1	1	1	1	1	100%
5515	1	1	1	1	1	1	1	1	1	1	100%
5520	1	1	1	1	1	1	1	1	1	1	100%
5525	1	1	1	1	1	1	1	1	1	1	100%
5530	1	1	1	1	1	1	1	1	1	1	100%
5535	1	1	1	1	1	1	1	1	1	1	100%
5540	1	1	1	1	1	1	1	1	1	1	100%
5545	1	1	1	1	1	1	1	1	1	1	100%
5550	1	1	1	1	1	1	1	1	1	1	100%
5555	1	1	1	1	1	1	1	1	1	1	100%
5560	1	1	1	1	1	1	1	1	1	1	100%
5565	1	1	1	1	1	1	1	1	1	1	100%
5570	1	1	1	1	1	1	1	1	1	1	100%
5575	1	1	1	1	1	1	1	1	1	1	100%
5580	1	1	1	1	1	1	1	1	1	1	100%
5585	1	1	1	1	1	1	1	1	1	1	100%
5590	1	1	1	1	1	1	1	1	1	1	100%
5595	1	1	1	1	1	1	1	1	1	1	100%
5600	1	1	1	1	1	1	1	1	1	1	100%
5605	1	1	1	1	1	1	1	1	1	1	100%
5610	1	1	1	1	1	1	1	1	1	1	100%
5615	1	1	1	1	1	1	1	1	1	1	100%
5620	1	1	1	1	1	1	1	1	1	1	100%
5625	1	1	1	1	1	1	1	1	1	1	100%
5630	1	1	1	1	1	1	1	1	1	1	100%
5635	1	1	1	1	1	1	1	1	1	1	100%
5640	1	1	1	1	1	1	1	1	1	1	100%
5645	1	1	1	1	1	1	1	1	1	1	100%
5650	1	1	1	1	1	1	1	1	1	1	100%
Radar Type 0-Detection Bandwidth (MHz) =											160
UNII Detection Bandwidth Min. Limit (MHz) =											157
Test Result											**Complied**

3.4 Channel Availability Check (CAC)

3.4.1 Channel Availability Check Limit

Channel Availability Check Limit	
☒	The EUT shall perform a Channel Availability Check to ensure that there is no radar operating on the channel. After power-up sequence, receive at least 1 minute (60 sec) on the intended operating frequency.

3.4.2 Measuring Instruments

Refer a test equipment and calibration data table in this test report.

3.4.3 Test Procedures

Test Method	
☒	For Initial Channel Availability Check Time. The EUT does not emit beacon, control, or data signals on the test Channel until the power-up sequence has been completed and the UNII device checks for Radar Waveforms for one minute on the test Channel. This test does not use any Radar Waveforms.
☒	For Radar Burst at the Beginning of the Channel Availability Check Time. To verify successful radar detection on the selected Channel during a period equal to the Beginning of the Channel Availability Check Time.
☒	For Radar Burst at the End of the Channel Availability Check Time. To verify successful radar detection on the selected Channel during a period equal to the End of the Channel Availability Check Time.

3.4.4 Test Result of Initial Channel Availability Check Time

< For Cisco FW >

Modulation Mode	Freq.	Radar Test Signal
802.11be (EHT160)	5250 MHz	N/A

The EUT does not transmit any beacon or data transmissions until at least 1 minute after the completion of the power-on cycle (83.50 sec). The initial power up time of the EUT is indicated by marker 1 (83.50 sec). Initial beacons/data transmissions are indicated by marker 2 (143.50 sec).

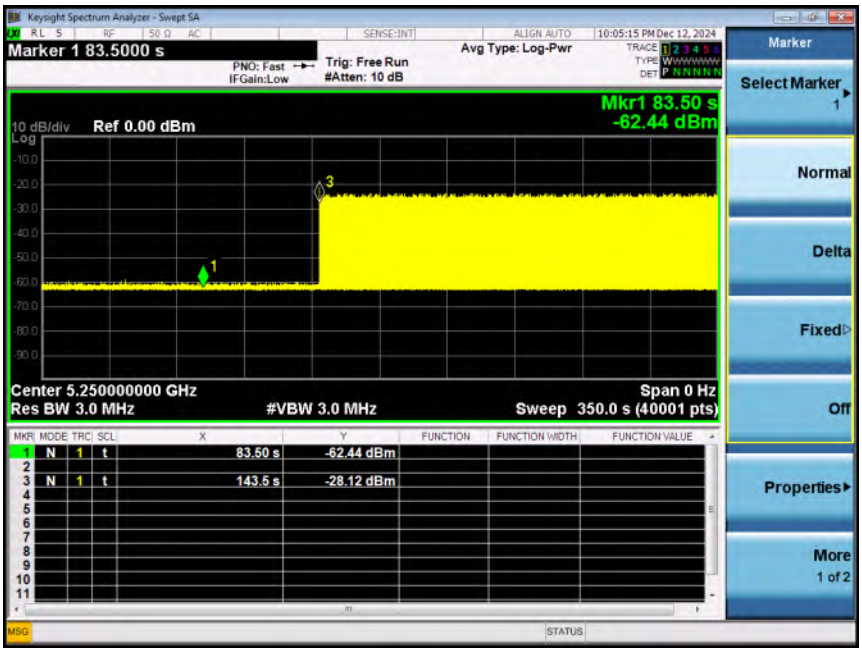

Test Result	Complied

Modulation Mode	Freq.	Radar Test Signal
802.11be (EHT160)	5570 MHz	N/A

The EUT does not transmit any beacon or data transmissions until at least 1 minute after the completion of the power-on cycle (85.20sec). The initial power up time of the EUT is indicated by marker 1 (85.20 sec). Initial beacons/data transmissions are indicated by marker 2 (145.2 sec).

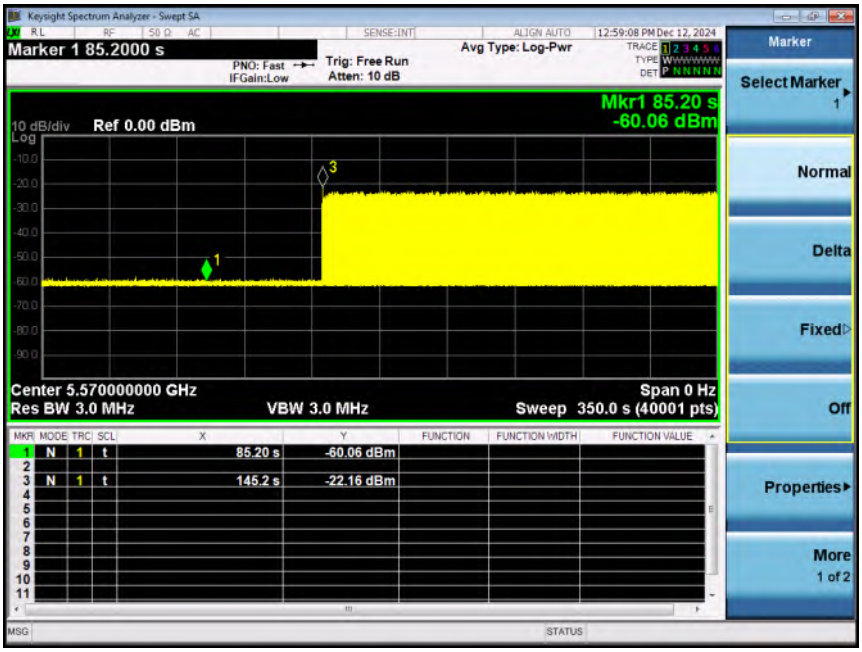

Test Result	Complied

< For Meraki FW >

Modulation Mode	Freq.	Radar Test Signal
802.11be (EHT160)	5250 MHz	N/A

The EUT does not transmit any beacon or data transmissions until at least 1 minute after the completion of the power-on cycle (209.550 sec). The initial power up time of the EUT is indicated by marker 1 (209.550 sec). Initial beacons/data transmissions are indicated by marker 2 (269.55 sec).

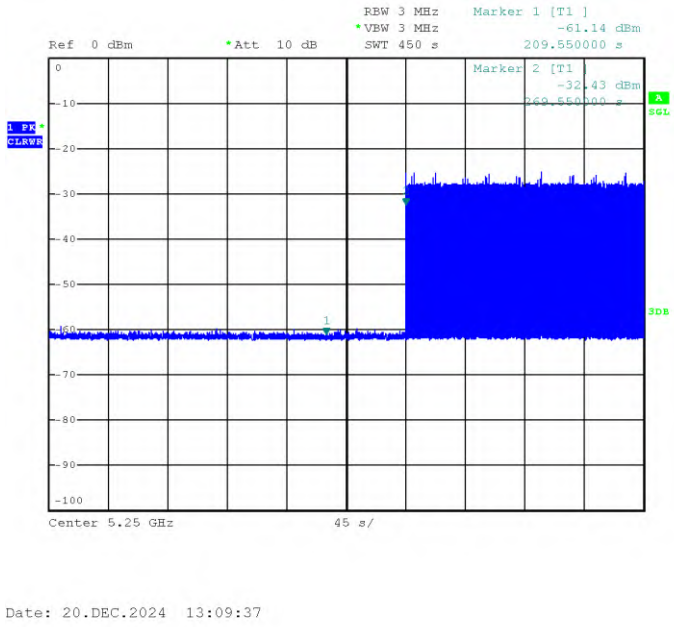

Test Result	Complied

Modulation Mode	Freq.	Radar Test Signal
802.11be (EHT160)	5570 MHz	N/A

The EUT does not transmit any beacon or data transmissions until at least 1 minute after the completion of the power-on cycle (209.325 sec). The initial power up time of the EUT is indicated by marker 1 (209.33 sec). Initial beacons/data transmissions are indicated by marker 2 (269.33 sec).

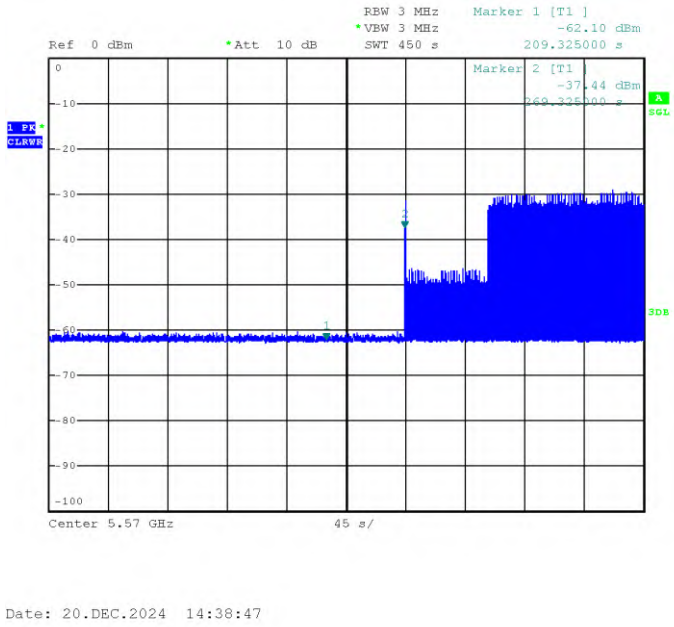

Test Result	Complied

3.4.5 Test Result of Radar Burst at the Beginning of the Channel Availability Check Time

< For Cisco FW >

Modulation Mode	Freq. (MHz)	Radar Type Signal
802.11be (EHT160)	5250 MHz	N/A

Visual indication on the EUT of successful detection of the radar Burst will be recorded and reported. Observation of emissions will continue for 265.387 seconds after the radar Burst has been generated. Verify that during the 350 seconds measurement window no EUT transmissions occurred.

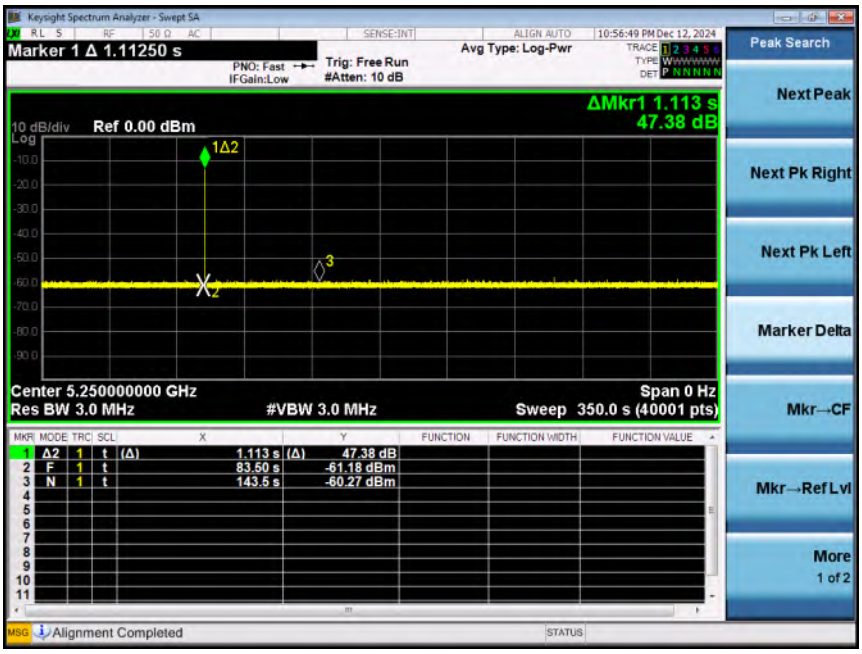

Test Result	Complied

Modulation Mode	Freq. (MHz)	Radar Type Signal
802.11be (EHT160)	5570 MHz	N/A

Visual indication on the EUT of successful detection of the radar Burst will be recorded and reported. Observation of emissions will continue for 264.110 seconds after the radar Burst has been generated. Verify that during the 350 seconds measurement window no EUT transmissions occurred.

Test Result	Complied

< For Meraki FW >

Modulation Mode	Freq. (MHz)	Radar Type Signal
802.11be (EHT160)	5250 MHz	N/A

Visual indication on the EUT of successful detection of the radar Burst will be recorded and reported. Observation of emissions will continue for 239.850 seconds after the radar Burst has been generated. Verify that during the 450 seconds measurement window no EUT transmissions occurred.

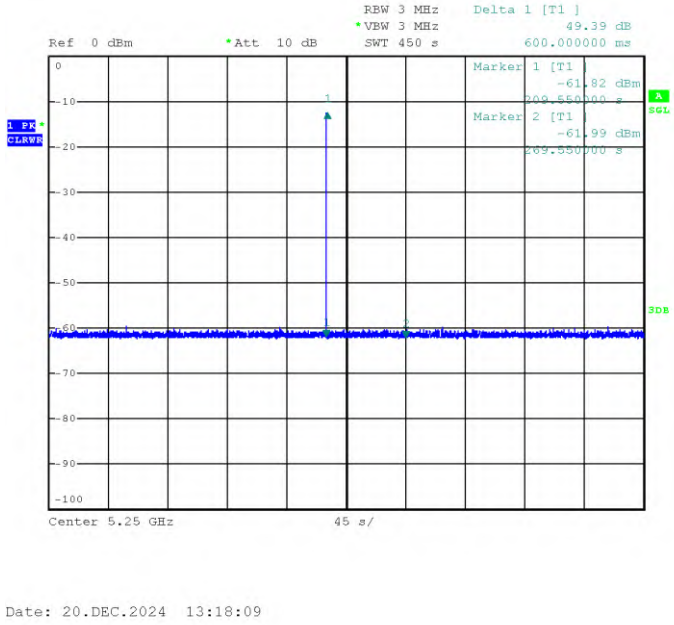

Test Result	Complied

Modulation Mode	Freq. (MHz)	Radar Type Signal
802.11be (EHT160)	5570 MHz	N/A

Visual indication on the EUT of successful detection of the radar Burst will be recorded and reported. Observation of emissions will continue for 240.188 seconds after the radar Burst has been generated. Verify that during the 450 seconds measurement window no EUT transmissions occurred.

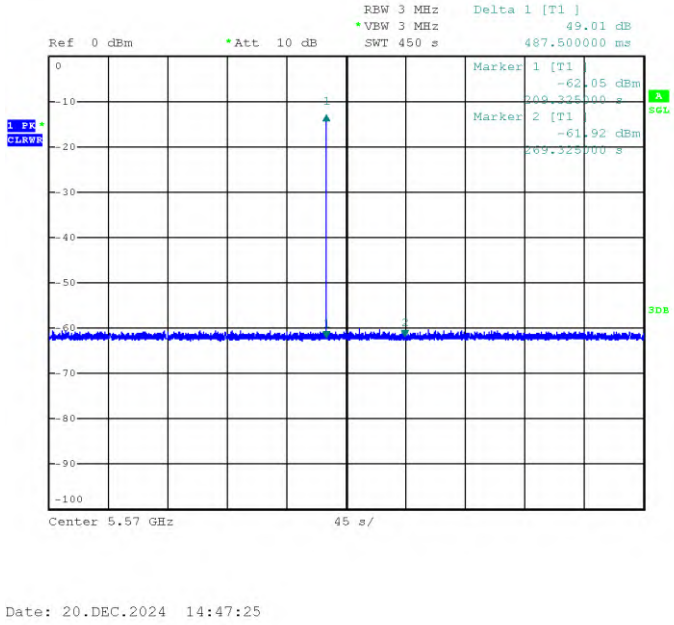

Test Result	Complied

3.4.6 Test Result of Radar Burst at the End of the Channel Availability Check Time

< For Cisco FW >

Modulation Mode	Freq. (MHz)	Radar Type Signal
802.11be (EHT160)	5250 MHz	N/A

Visual indication on the EUT of successful detection of the radar Burst will be recorded and reported. Observation of emissions will continue for 207.430 seconds after the radar Burst has been generated. Verify that during the 350 seconds measurement window no EUT transmissions occurred.

Test Result	Complied

Modulation Mode	Freq. (MHz)	Radar Type Signal
802.11be (EHT160)	5570 MHz	N/A

Visual indication on the EUT of successful detection of the radar Burst will be recorded and reported. Observation of emissions will continue for 206.020 seconds after the radar Burst has been generated. Verify that during the 350 seconds measurement window no EUT transmissions occurred.

Test Result	Complied

< For Meraki FW >

Modulation Mode	Freq. (MHz)	Radar Type Signal
802.11be (EHT160)	5250 MHz	N/A

Visual indication on the EUT of successful detection of the radar Burst will be recorded and reported. Observation of emissions will continue for 181.969 seconds after the radar Burst has been generated. Verify that during the 450 seconds measurement window no EUT transmissions occurred.

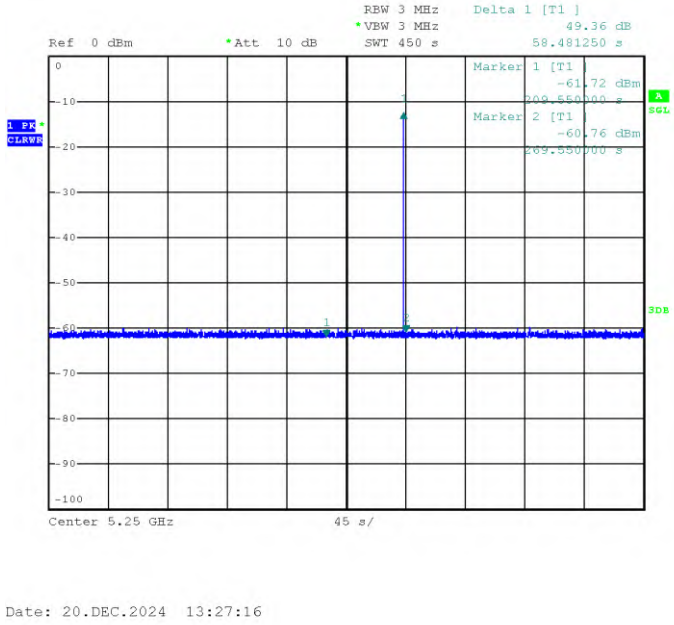

Test Result	Complied

Modulation Mode	Freq. (MHz)	Radar Type Signal
802.11be (EHT160)	5570 MHz	N/A

Visual indication on the EUT of successful detection of the radar Burst will be recorded and reported. Observation of emissions will continue for 182.194 seconds after the radar Burst has been generated. Verify that during the 450 seconds measurement window no EUT transmissions occurred.

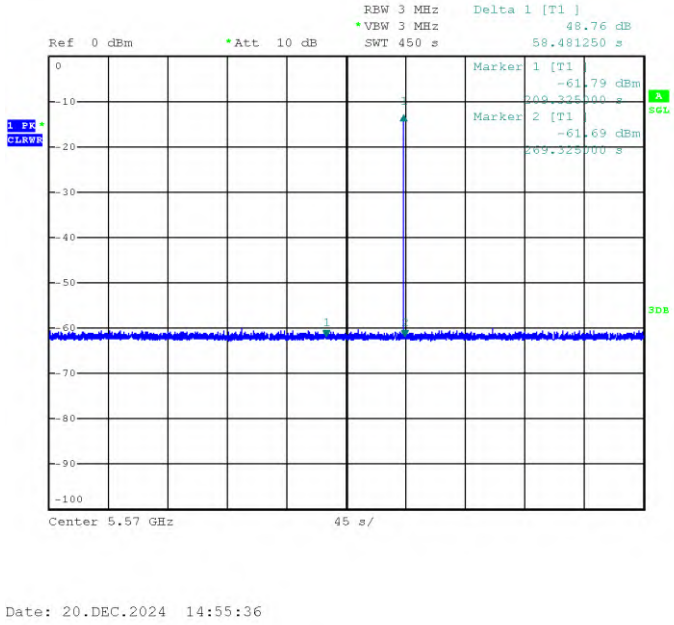

Test Result	Complied

3.5 In-service Monitoring

3.5.1 In-service Monitoring Limit

In-service Monitoring Limit	
Channel Move Time	10 sec
Channel Closing Transmission Time	200 ms + an aggregate of 60 ms over remaining 10 sec periods.
Non-occupancy period	Minimum 30 minutes

3.5.2 Measuring Instruments

Refer a test equipment and calibration data table in this test report.

3.5.3 Test Procedures

Test Method	
☒	Verified during In-Service Monitoring; Channel Closing Transmission Time, Channel Move Time. Client Device will associate with the EUT. Observe the transmissions of the EUT at the end of the radar Burst on the Operating Channel for duration greater than 10 seconds. Measure and record the transmissions from the EUT during the observation time (Channel Move Time). Compare the Channel Move Time and Channel Closing Transmission Time limits.
☒	Verified during In-Service Monitoring; Channel Closing Transmission Time, Channel Move Time. One 12 sec plot needs to be reported for the Short Pulse Radar Types 0. And zoom-in a 60 ms plot verified channel closing time for the aggregate transmission time starting from 200ms after the end of the radar signal to the completion of the channel move.
☒	Verified during In-Service Monitoring; Non-Occupancy Period. Client Device will associate with the EUT. Observe the transmissions of the EUT at the end of the radar Burst on the Operating Channel for duration greater than 10 seconds. Measure and record the transmissions from the EUT during the observation time (Non-Occupancy Period). Compare the Non-Occupancy Period limits.

3.5.4 Test Result of In-service Monitoring

Modulation Mode: 802.11be (EHT160)

< For Cisco FW >

Parameter	Test Result	Limit
	Type 0	
Test Channel (MHz)	5250 MHz	-
Channel Move Time (sec.)	0.4494	< 10s
Channel Closing Transmission Time (ms) (Note)	2.700	< 60ms
Non-Occupancy Period (min.)	≧30	≧ 30 min

Parameter	Test Result	Limit
	Type 0	
Test Channel (MHz)	5570 MHz	-
Channel Move Time (sec.)	0.4422	< 10s
Channel Closing Transmission Time (ms) (Note)	2.700	< 60ms
Non-Occupancy Period (min.)	≧30	≧ 30 min

< For Meraki FW >

Parameter	Test Result	Limit
	Type 0	
Test Channel (MHz)	5250 MHz	-
Channel Move Time (sec.)	0.4805	< 10s
Channel Closing Transmission Time (ms) (Note)	13.500	< 60ms
Non-Occupancy Period (min.)	≧30	≧ 30 min

Parameter	Test Result	Limit
	Type 0	
Test Channel (MHz)	5570 MHz	-
Channel Move Time (sec.)	0.4985	< 10s
Channel Closing Transmission Time (ms) (Note)	9.000	< 60ms
Non-Occupancy Period (min.)	≧30	≧ 30 min

Note: The Channel Closing Transmission Time is comprised of 200 milliseconds starting at the beginning of the Channel Move Time plus any additional intermittent control signals required to facilitate a Channel move (an aggregate of 60 milliseconds) during the remainder of the 10 seconds period. The aggregate duration of control signals will not count quiet periods in between transmissions.

3.5.5 Test Plot of In-Service Monitoring for Channel Move Time

< For Cisco FW >

Modulation Mode	Freq.	Radar Type
802.11be (EHT160)	5250 MHz	0

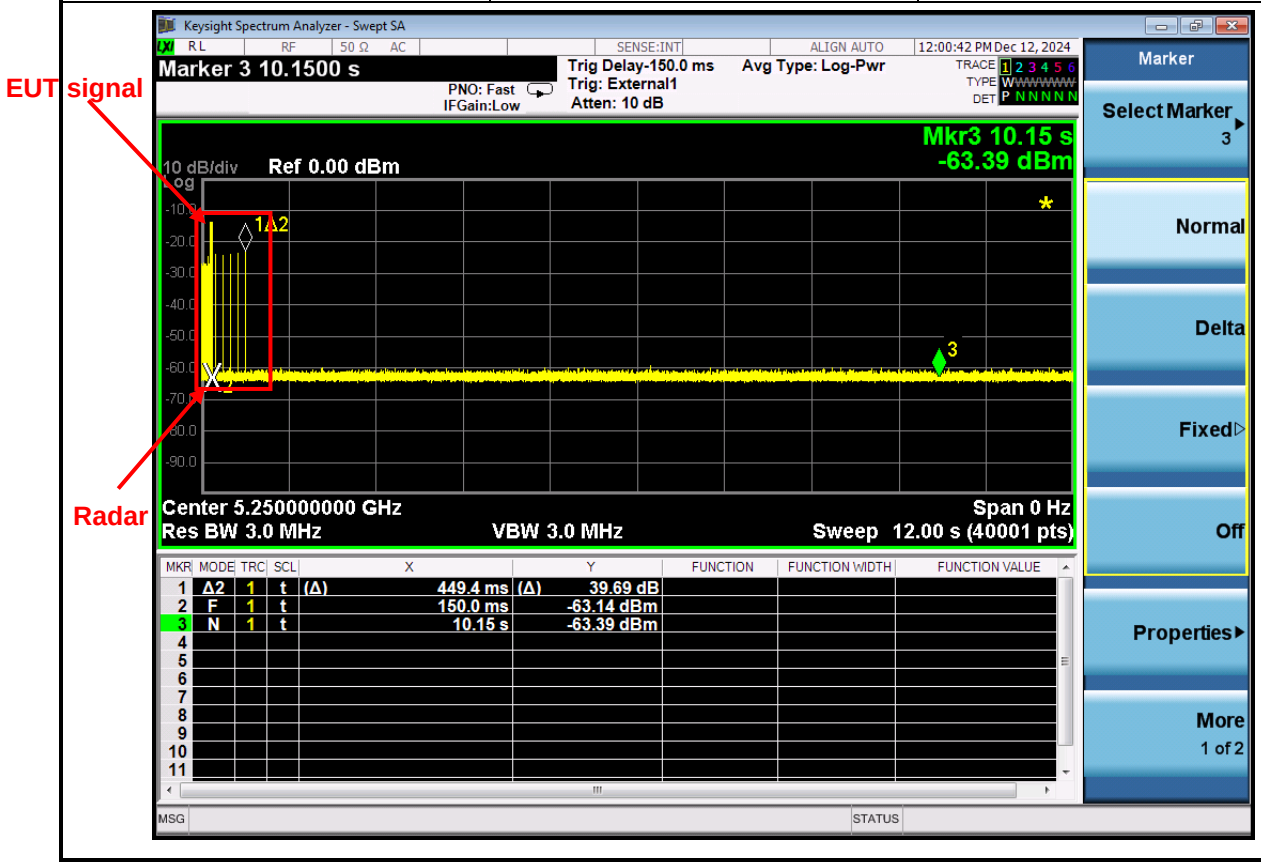

Modulation Mode	Freq.	Radar Type
802.11be (EHT160)	5570 MHz	0

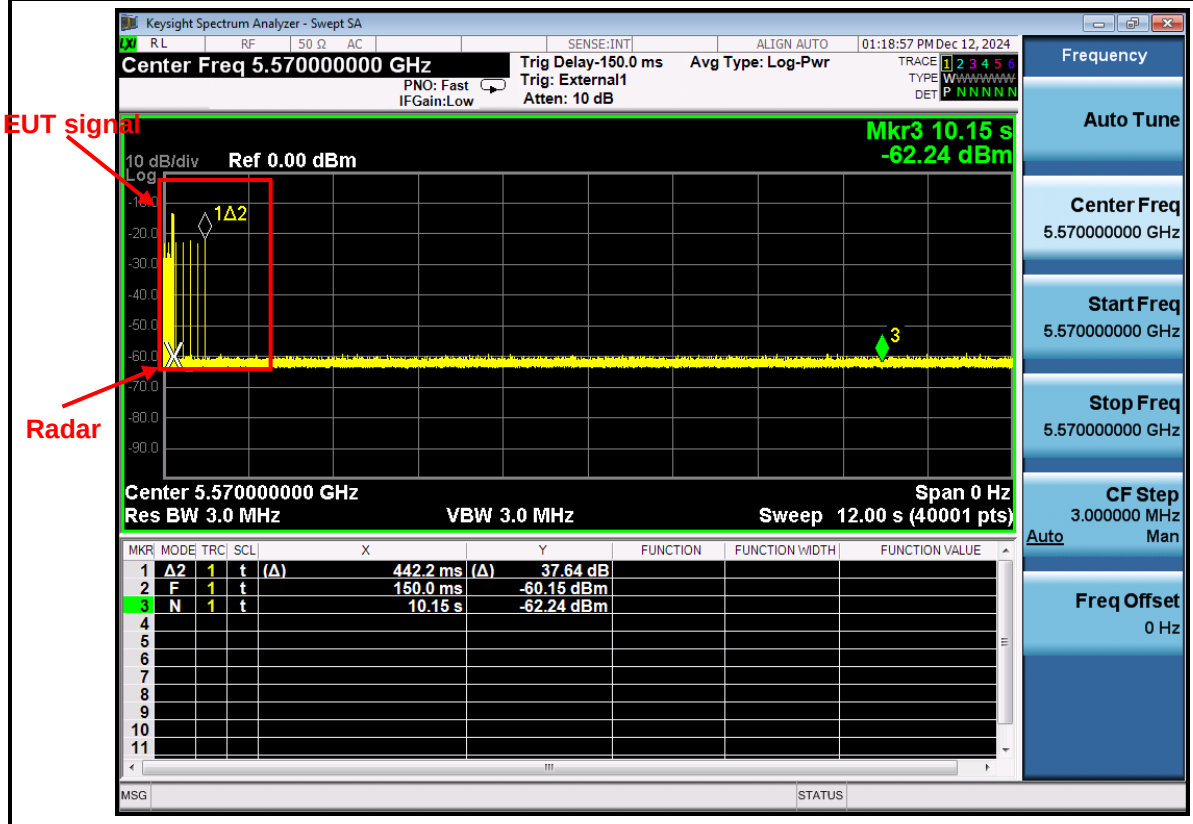

< For Meraki FW >

Modulation Mode	Freq.	Radar Type
802.11be (EHT160)	5250 MHz	0

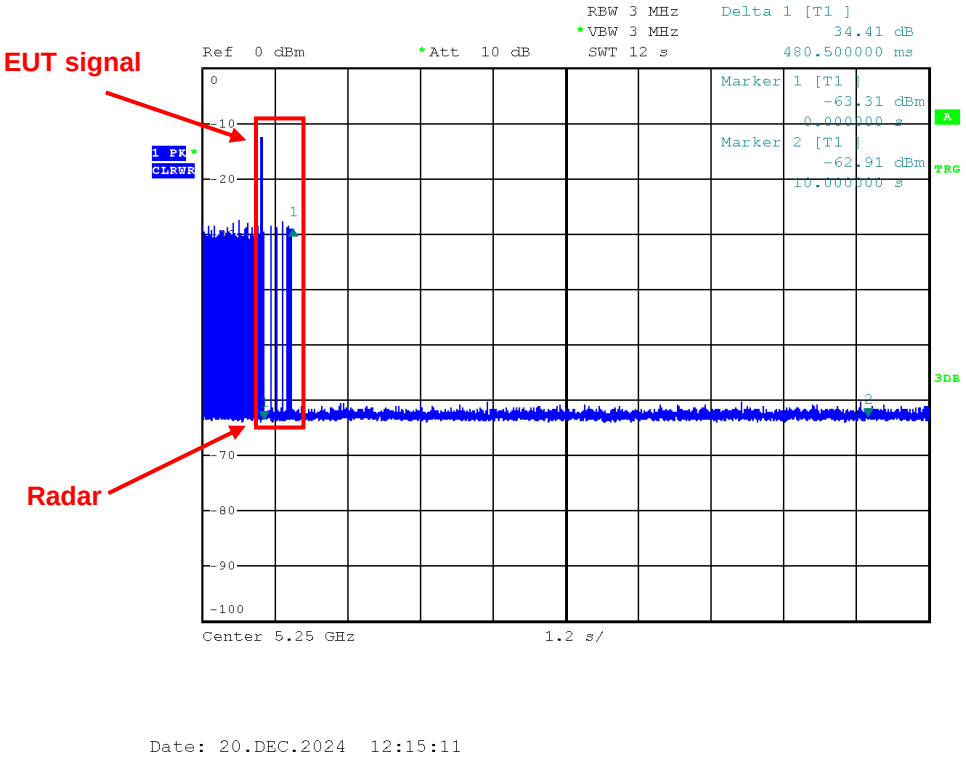

Modulation Mode	Freq.	Radar Type
802.11be (EHT160)	5570 MHz	0

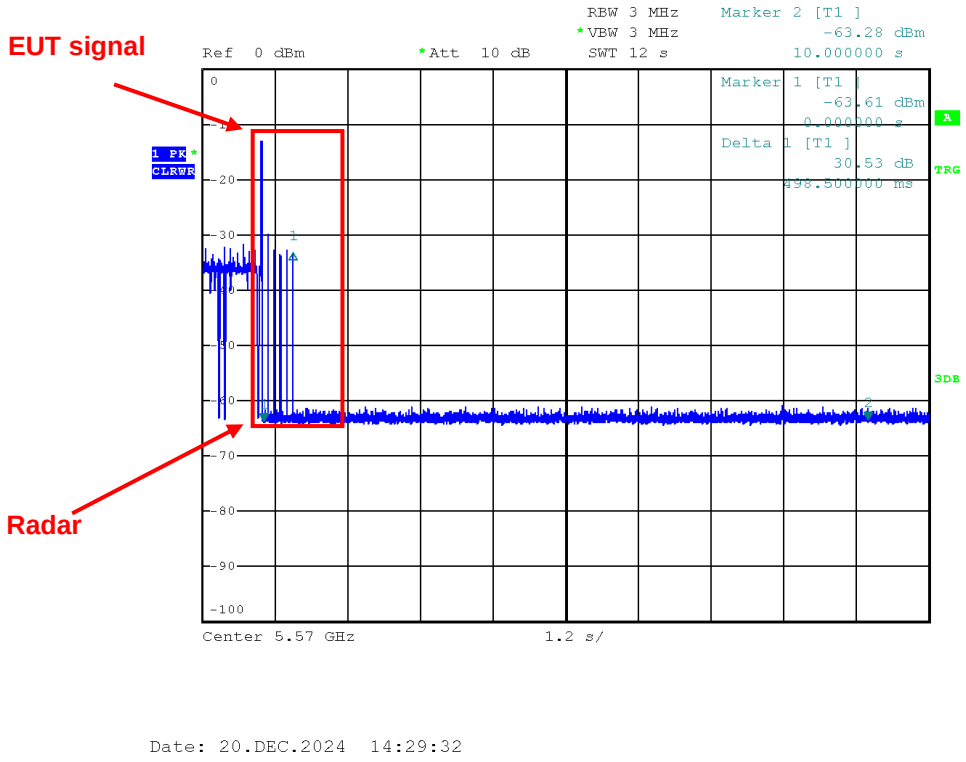

3.5.6 Test Plot of In-Service Monitoring for Channel Closing Transmission Time

< For Cisco FW >

Modulation Mode	Freq.	Radar Type
802.11be (EHT160)	5250 MHz	0
Channel Closing Transmission Time is comprised of 200 ms starting at the beginning of the Channel Move Time plus 60ms additional intermittent control signals		

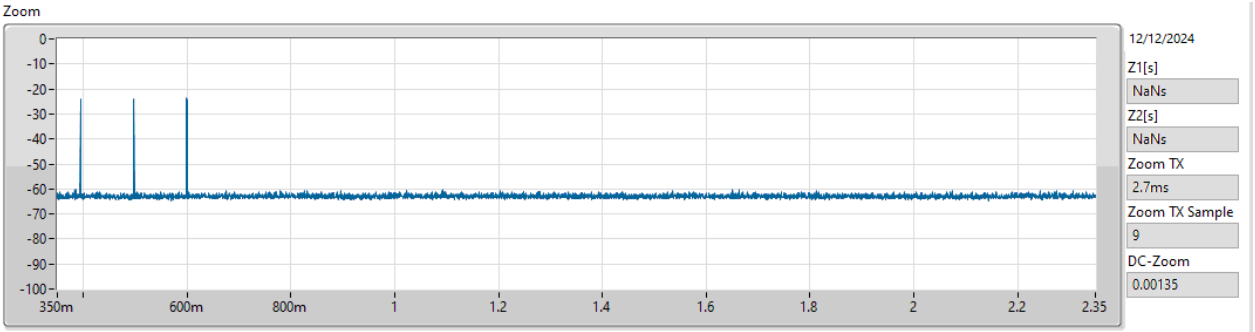

Modulation Mode	Freq.	Radar Type
802.11be (EHT160)	5570 MHz	0
Channel Closing Transmission Time is comprised of 200 ms starting at the beginning of the Channel Move Time plus 60ms additional intermittent control signals		

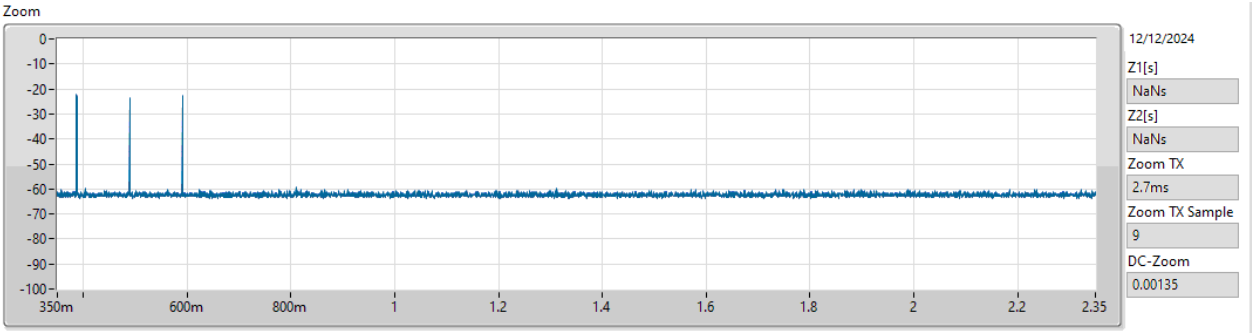

< For Meraki FW >

Modulation Mode	Freq.	Radar Type
802.11be (EHT160)	5250 MHz	0

Channel Closing Transmission Time is comprised of 200 ms starting at the beginning of the Channel Move Time plus 60ms additional intermittent control signals

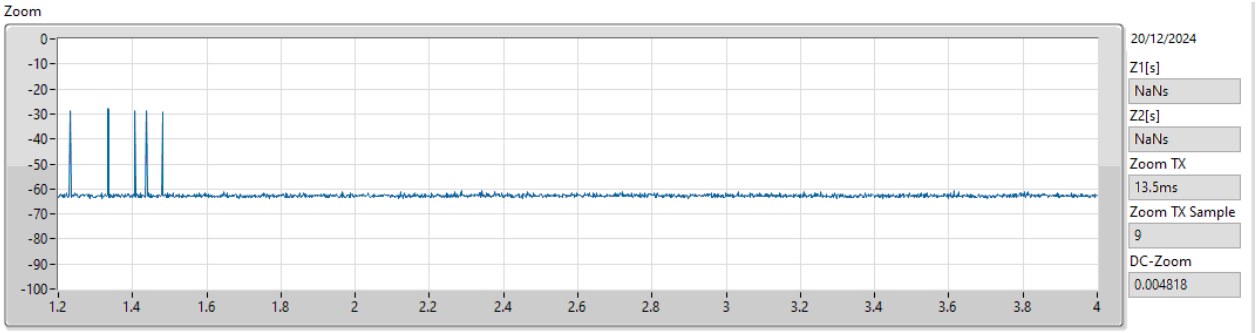

Modulation Mode	Freq.	Radar Type
802.11be (EHT160)	5570 MHz	0
Channel Closing Transmission Time is comprised of 200 ms starting at the beginning of the Channel Move Time plus 60ms additional intermittent control signals		

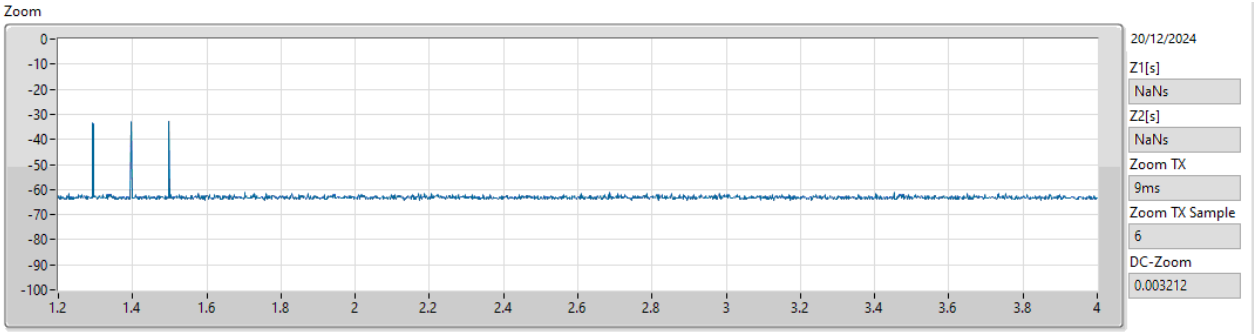

3.5.7 Test Plot of In-Service Monitoring for Non-Occupancy Period

< For Cisco FW >

Modulation Mode	Freq.
802.11be (EHT160)	5250 MHz
During the 30 minutes observation time, UUT did not make any transmissions on a channel after a radar signal was detected on that channel by either the Channel Availability Check or the In-Service Monitoring.	

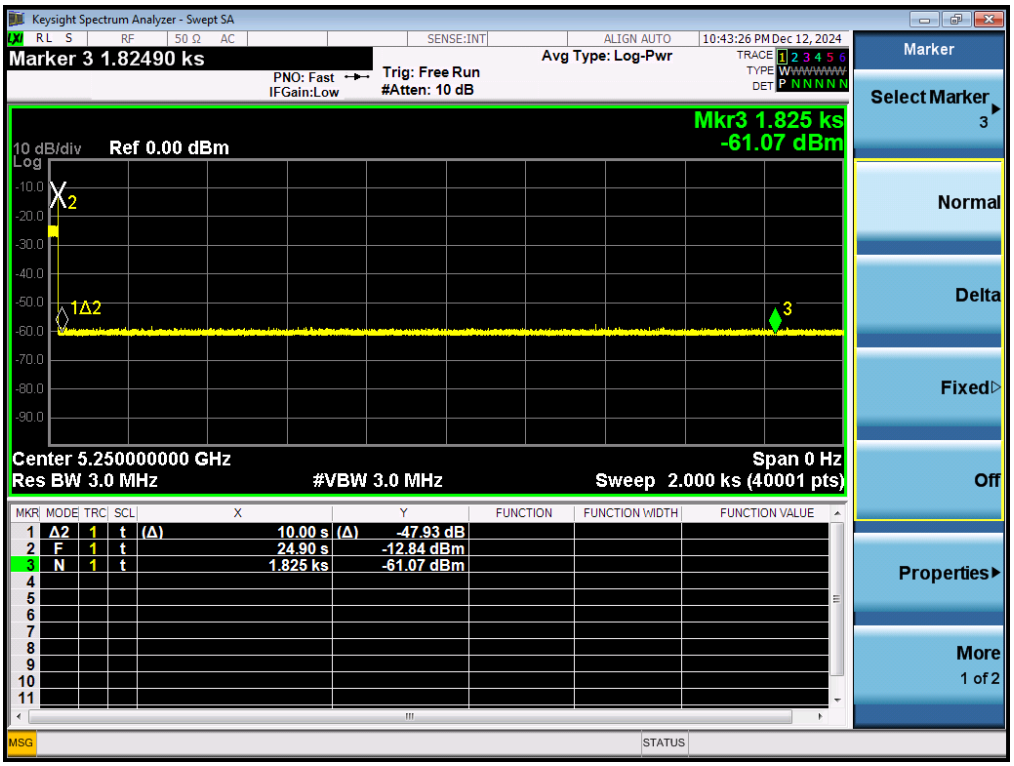

Modulation Mode	Freq.
802.11be (EHT160)	5570 MHz
During the 30 minutes observation time, UUT did not make any transmissions on a channel after a radar signal was detected on that channel by either the Channel Availability Check or the In-Service Monitoring.	

< For Meraki FW >

Modulation Mode	Freq.
802.11be (EHT160)	5250 MHz
During the 30 minutes observation time, UUT did not make any transmissions on a channel after a radar signal was detected on that channel by either the Channel Availability Check or the In-Service Monitoring.	

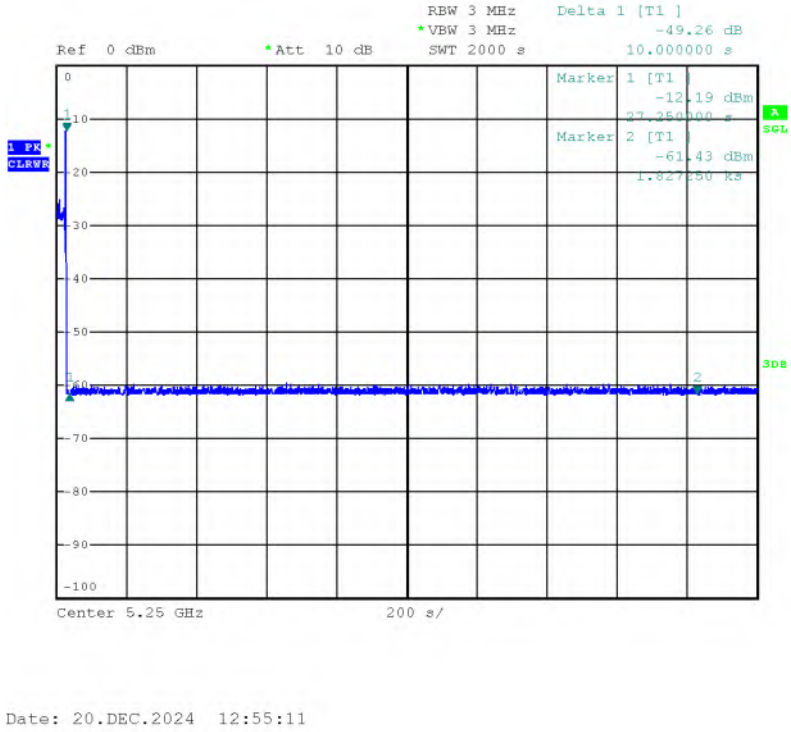

Modulation Mode	Freq.
802.11be (EHT160)	5570 MHz
During the 30 minutes observation time, UUT did not make any transmissions on a channel after a radar signal was detected on that channel by either the Channel Availability Check or the In-Service Monitoring.	

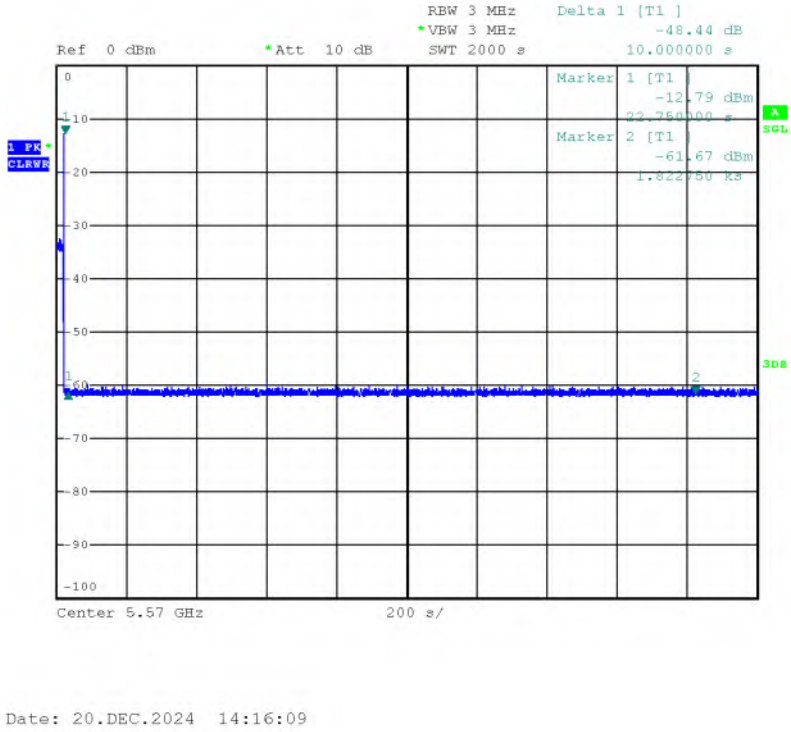

3.6 Statistical Performance Check

3.6.1 Statistical Performance Check Limit

Radar Type	Minimum Percentage of Successful Detection (Pd)	Minimum Trials
1	60%	30
2	60%	30
3	60%	30
4	60%	30
Aggregate (Radar Types 1-4)	80%	120
5	80%	30
6	70%	30

The percentage of successful detection is calculated by:

$$\frac{TotalWaveformDetections}{TotalWaveformTrails} \times 100 = \text{Probability of Detection Radar Waveform}$$

In addition an aggregate minimum percentage of successful detection across all Short Pulse Radar Types 1-4 is required and is calculated as follows:

$$\frac{Pd1 + Pd2 + Pd3 + Pd4}{4}$$

3.6.2 Measuring Instruments

Refer a test equipment and calibration data table in this test report.

3.6.3 Test Procedures

Test Method
☒ For Statistical Performance Check test. Demonstrating a minimum channel loading of approximately 17% or greater of the test. Observe the transmissions of the UUT at the end of the Burst on the Operating Channel for duration greater than 10 seconds for Short Pulse Radar Types 1-4 and 6 to ensure detection occurs. Then Observe the transmissions of the UUT at the end of the Burst on the Operating Channel for duration greater than 22 seconds for Long Pulse Radar Type 5 to ensure detection occurs. The device can utilize a test mode to demonstrate when detection occurs to prevent the need to reset the device between trial runs.

3.6.4 Test Result of Statistical Performance Check_ For Cisco FW_Band 2

Modulation Mode: 802.11be (EHT20)

Type 1 Radar Statistical Performance

Trial #	Test Freq. (MHz)	Pulse Repetition Frequency Number	Pulse Repetition Frequency (Pulse Per Second)	PRI (us)	1=Detection 0=No Detection
1	5301	1	1930.5	518	1
2	5300	23	326.2	3066	1
3	5298	19	1139.0	878	1
4	5303	12	1355.0	738	1
5	5296	4	1730.1	578	1
6	5297	8	1519.8	658	1
7	5299	15	1253.1	798	1
8	5298	6	1618.1	618	1
9	5302	14	1285.3	778	1
10	5298	3	1792.1	558	1
11	5293	13	1319.3	758	1
12	5292	9	1474.9	678	1
13	5295	7	1567.4	638	1
14	5291	17	1193.3	838	1
15	5291	10	1432.7	698	1
16	5291	-	1692.0	591	1
17	5292	-	328.1	3048	1
18	5291	-	373.4	2678	1
19	5293	-	574.4	1741	1
20	5291	-	1216.5	822	1
21	5307	-	801.3	1248	1
22	5309	-	488.5	2047	1
23	5308	-	956.0	1046	1
24	5308	-	517.6	1932	1
25	5309	-	1422.5	703	1
26	5307	-	542.0	1845	1
27	5308	-	741.3	1349	1
28	5307	-	881.8	1134	1
29	5309	-	427.4	2340	1
30	5309	-	628.9	1590	1
Detection Percentage (%)					100.00
Limit					60%
Test Result					**Complied**

Type 2 Radar Statistical Performance

Trial #	Test Freq. (MHz)	Pulse Width (us)	PRI (us)	Pulses / Burst	1=Detection 0=No Detection
1	5301	2.6	221	23	1
2	5296	4.6	198	27	1
3	5304	1.1	184	29	1
4	5296	4.8	203	24	0
5	5300	2.4	162	25	1
6	5297	3.4	204	28	1
7	5300	2.3	170	27	0
8	5302	3.5	184	23	1
9	5299	4.9	150	27	1
10	5297	4.6	211	29	1
11	5291	2.9	158	23	1
12	5293	2.6	226	27	0
13	5291	1.6	204	26	1
14	5291	3.9	181	25	1
15	5295	4.6	202	24	1
16	5294	4.1	194	27	1
17	5292	2.3	193	28	1
18	5292	3.9	173	29	1
19	5292	4.3	188	23	0
20	5291	1.5	215	26	1
21	5306	4.9	227	27	1
22	5309	1.1	199	23	1
23	5309	4.5	155	29	1
24	5308	4.0	190	27	1
25	5306	2.4	151	23	0
26	5307	2.5	180	28	1
27	5306	2.5	228	23	1
28	5306	2.5	203	25	1
29	5308	1.5	188	25	1
30	5308	1.9	217	24	1
Detection Percentage (%)					83.333
Limit					60%
Test Result					**Complied**

Type 3 Radar Statistical Performance

Trial #	Test Freq. (MHz)	Pulse Width (us)	PRI (us)	Pulses / Burst	1=Detection ; 0=No Detection
1	5303	8.0	205	16	1
2	5296	6.7	382	18	1
3	5297	8.6	418	16	1
4	5304	9.4	351	17	0
5	5299	7.4	383	18	1
6	5300	9.8	232	16	0
7	5298	9.1	377	17	1
8	5302	9.6	457	16	1
9	5303	8.0	471	18	0
10	5300	9.0	304	18	1
11	5295	8.0	316	17	1
12	5295	9.8	325	16	1
13	5293	8.0	409	17	1
14	5293	9.9	200	17	1
15	5295	8.8	458	16	1
16	5292	8.0	232	18	1
17	5291	8.3	250	16	1
18	5294	8.7	270	16	0
19	5292	7.7	350	17	1
20	5292	7.1	230	16	0
21	5307	7.3	416	18	1
22	5306	7.6	498	18	1
23	5306	7.3	286	17	1
24	5307	7.3	287	16	1
25	5306	7.5	462	17	0
26	5308	6.2	300	17	1
27	5307	6.4	323	18	1
28	5309	7.1	420	16	1
29	5307	7.2	395	18	0
30	5309	8.4	377	16	1
Detection Percentage (%)					76.667
Limit					60%
Test Result					**Complied**

Type 4 Radar Statistical Performance

Trial #	*Test Freq. (MHz)*	*Pulse Width (us)*	*PRI (us)*	*Pulses / Burst*	*1=Detection 0=No Detection*
1	5298	18.0	242	15	1
2	5296	19.9	279	12	1
3	5297	12.9	487	14	1
4	5301	15.0	452	13	0
5	5302	16.3	230	12	1
6	5302	19.8	238	13	1
7	5299	18.2	420	16	0
8	5303	16.3	452	15	1
9	5296	14.2	495	12	1
10	5300	17.8	228	16	0
11	5291	19.1	211	16	1
12	5292	18.4	283	15	1
13	5295	11.8	411	12	0
14	5291	14.2	284	13	1
15	5295	13.9	202	12	1
16	5295	17.8	340	14	1
17	5292	15.6	290	16	1
18	5292	14.6	250	16	1
19	5294	14.4	484	15	0
20	5292	18.9	387	13	1
21	5309	11.1	348	15	1
22	5309	13.8	291	16	0
23	5308	14.3	295	12	1
24	5308	12.5	300	12	1
25	5306	12.5	322	14	1
26	5306	12.5	383	13	1
27	5308	15.7	322	16	1
28	5306	19.8	469	13	1
29	5308	18.6	406	15	1
30	5308	15.9	238	14	1
Detection Percentage (%)					80.000
Limit					60%
Test Result					**Complied**

Total Type 1~4 Radar Statistical Performance

Radar Type #	Detection Percentage (%)
1	100.000
2	83.333
3	76.667
4	80.000
Aggregate (Radar Types 1-4)	85.000
Limit	80%
Test Result	**Complied**

Type 5 Radar Statistical Performance

Center Freq. (MHz)	Low Edge (MHz)	High Edge (MHz)	VSG Freq. (MHz)	Detection
5300	5290.4	5309.5		
Trial	Chirp	Offset		
1	11	0	5300.00	1
2	5	0	5300.00	1
3	20	0	5300.00	1
4	13	0	5300.00	1
5	11	0	5300.00	1
6	16	0	5300.00	1
7	11	0	5300.00	1
8	20	0	5300.00	1
9	9	0	5300.00	1
10	15	0	5300.00	1
11	20	1.60	5298.40	1
12	6	7.20	5292.80	1
13	13	4.40	5295.60	1
14	10	5.60	5294.40	1
15	16	3.20	5296.80	1
16	11	5.20	5294.80	1
17	7	6.80	5293.20	1
18	15	3.60	5296.40	1
19	7	6.80	5293.20	1
20	20	1.60	5298.40	1
21	6	7.10	5307.10	1
22	11	5.10	5305.10	1
23	16	3.10	5303.10	1
24	6	7.10	5307.10	1
25	9	5.90	5305.90	1
26	10	5.50	5305.50	1
27	18	2.30	5302.30	1
28	19	1.90	5301.90	1
29	14	3.90	5303.90	1
30	13	4.30	5304.30	1
Total				30
Detection Percentage (%)				100%
Limit				80%
Test Result				**Complied**

Type 6 Radar Statistical Performance

Trial #	Test Freq. (MHz)	Pulses / Hop	Pulse Width (us)	PRI (us)	1=Detection 0=No Detection
1	5300	9	1	333	1
2	5300	9	1	333	1
3	5300	9	1	333	1
4	5300	9	1	333	1
5	5300	9	1	333	1
6	5300	9	1	333	1
7	5300	9	1	333	1
8	5300	9	1	333	1
9	5300	9	1	333	1
10	5300	9	1	333	1
11	5300	9	1	333	1
12	5300	9	1	333	1
13	5300	9	1	333	1
14	5300	9	1	333	1
15	5300	9	1	333	1
16	5300	9	1	333	1
17	5300	9	1	333	1
18	5300	9	1	333	1
19	5300	9	1	333	1
20	5300	9	1	333	1
21	5300	9	1	333	1
22	5300	9	1	333	1
23	5300	9	1	333	1
24	5300	9	1	333	1
25	5300	9	1	333	1
26	5300	9	1	333	1
27	5300	9	1	333	1
28	5300	9	1	333	1
29	5300	9	1	333	1
30	5300	9	1	333	1
Detection Percentage (%)					100.000
Limit					70%
Test Result					**Complied**

Modulation Mode: 802.11be (EHT40)

Type 1 Radar Statistical Performance

Trial #	Test Freq. (MHz)	Pulse Repetition Frequency Number	Pulse Repetition Frequency (Pulse Per Second)	PRI (us)	1=Detection 0=No Detection
1	5304	1	1930.5	518	1
2	5304	23	326.2	3066	1
3	5298	19	1139.0	878	1
4	5302	12	1355.0	738	1
5	5299	4	1730.1	578	1
6	5293	8	1519.8	658	1
7	5293	15	1253.1	798	1
8	5291	6	1618.1	618	1
9	5294	14	1285.3	778	1
10	5295	3	1792.1	558	1
11	5308	13	1319.3	758	1
12	5308	9	1474.9	678	1
13	5309	7	1567.4	638	1
14	5309	17	1193.3	838	1
15	5309	10	1432.7	698	1
16	5318	-	1692.0	591	0
17	5319	-	328.1	3048	1
18	5318	-	373.4	2678	1
19	5317	-	574.4	1741	1
20	5316	-	1216.5	822	1
21	5313	-	801.3	1248	1
22	5315	-	488.5	2047	1
23	5312	-	956.0	1046	1
24	5311	-	517.6	1932	1
25	5312	-	1422.5	703	1
26	5328	-	542.0	1845	1
27	5328	-	741.3	1349	1
28	5325	-	881.8	1134	1
29	5326	-	427.4	2340	1
30	5326	-	628.9	1590	1
Detection Percentage (%)					96.667
Limit					60%
Test Result					**Complied**

Type 2 Radar Statistical Performance

Trial #	Test Freq. (MHz)	Pulse Width (us)	PRI (us)	Pulses / Burst	1=Detection 0=No Detection
1	5304	2.6	221	23	1
2	5300	4.6	198	27	1
3	5297	1.1	184	29	1
4	5296	4.8	203	24	0
5	5303	2.4	162	25	1
6	5293	3.4	204	28	1
7	5292	2.3	170	27	0
8	5292	3.5	184	23	1
9	5292	4.9	150	27	1
10	5293	4.6	211	29	0
11	5309	2.9	158	23	1
12	5308	2.6	226	27	1
13	5307	1.6	204	26	1
14	5307	3.9	181	25	1
15	5309	4.6	202	24	0
16	5319	4.1	194	27	1
17	5317	2.3	193	28	1
18	5318	3.9	173	29	1
19	5316	4.3	188	23	1
20	5324	1.5	215	26	1
21	5315	4.9	227	27	1
22	5315	1.1	199	23	1
23	5315	4.5	155	29	1
24	5315	4.0	190	27	1
25	5315	2.4	151	23	1
26	5329	2.5	180	28	1
27	5328	2.5	228	23	1
28	5329	2.5	203	25	1
29	5328	1.5	188	25	1
30	5325	1.9	217	24	1
Detection Percentage (%)					86.667
Limit					60%
Test Result					**Complied**

Type 3 Radar Statistical Performance

Trial #	Test Freq. (MHz)	Pulse Width (us)	PRI (us)	Pulses / Burst	1=Detection 0=No Detection
1	5302	8.0	205	16	1
2	5303	6.7	382	18	1
3	5304	8.6	418	16	1
4	5298	9.4	351	17	1
5	5302	7.4	383	18	1
6	5293	9.8	232	16	0
7	5295	9.1	377	17	1
8	5293	9.6	457	16	1
9	5294	8.0	471	18	1
10	5291	9.0	304	18	1
11	5308	8.0	316	17	1
12	5309	9.8	325	16	0
13	5307	8.0	409	17	1
14	5308	9.9	200	17	0
15	5308	8.8	458	16	1
16	5319	8.0	232	18	1
17	5323	8.3	250	16	1
18	5317	8.7	270	16	1
19	5318	7.7	350	17	0
20	5318	7.1	230	16	1
21	5312	7.3	416	18	1
22	5314	7.6	498	18	0
23	5313	7.3	286	17	1
24	5313	7.3	287	16	1
25	5313	7.5	462	17	0
26	5327	6.2	300	17	1
27	5327	6.4	323	18	1
28	5325	7.1	420	16	1
29	5326	7.2	395	18	1
30	5329	8.4	377	16	1
Detection Percentage (%)					80.000
Limit					60%
Test Result					**Complied**

Type 4 Radar Statistical Performance

Trial #	*Test Freq. (MHz)*	*Pulse Width (us)*	*PRI (us)*	*Pulses / Burst*	*1=Detection 0=No Detection*
1	5299	18.0	242	15	1
2	5302	19.9	279	12	1
3	5298	12.9	487	14	1
4	5296	15.0	452	13	0
5	5297	16.3	230	12	0
6	5292	19.8	238	13	1
7	5294	18.2	420	16	1
8	5294	16.3	452	15	1
9	5294	14.2	495	12	1
10	5291	17.8	228	16	1
11	5307	19.1	211	16	1
12	5307	18.4	283	15	1
13	5308	11.8	411	12	0
14	5308	14.2	284	13	1
15	5309	13.9	202	12	1
16	5321	17.8	340	14	0
17	5317	15.6	290	16	1
18	5317	14.6	250	16	1
19	5322	14.4	484	15	1
20	5316	18.9	387	13	0
21	5314	11.1	348	15	1
22	5313	13.8	291	16	1
23	5313	14.3	295	12	0
24	5311	12.5	300	12	1
25	5313	12.5	322	14	1
26	5329	12.5	383	13	0
27	5326	15.7	322	16	1
28	5328	19.8	469	13	1
29	5329	18.6	406	15	1
30	5328	15.9	238	14	0
Detection Percentage (%)					73.333
Limit					60%
Test Result					**Complied**

Total Type 1~4 Radar Statistical Performance

Radar Type #	Detection Percentage (%)
1	96.667
2	86.667
3	80.000
4	73.333
Aggregate (Radar Types 1-4)	84.167
Limit	80%
Test Result	**Complied**

Type 5 Radar Statistical Performance

Center Freq. (MHz)	Low Edge (MHz)	High Edge (MHz)	VSG Freq. (MHz)	Detection
5310	5291	5329		
Trial	Chirp	Offset		
1	11	0	5310.00	1
2	5	0	5310.00	1
3	20	0	5310.00	1
4	13	0	5310.00	1
5	11	0	5310.00	1
6	16	0	5310.00	1
7	11	0	5310.00	1
8	20	0	5310.00	1
9	9	0	5310.00	1
10	15	0	5310.00	1
11	20	11.0	5299.00	1
12	6	16.6	5293.40	1
13	13	13.8	5296.20	1
14	10	15.0	5295.00	1
15	16	12.6	5297.40	1
16	11	14.6	5295.40	1
17	7	16.2	5293.80	1
18	15	13.0	5297.00	1
19	7	16.2	5293.80	1
20	20	11.0	5299.00	1
21	6	16.6	5326.60	1
22	11	14.6	5324.60	1
23	16	12.6	5322.60	1
24	6	16.6	5326.60	1
25	9	15.4	5325.40	1
26	10	15.0	5325.00	1
27	18	11.8	5321.80	1
28	19	11.4	5321.40	1
29	14	13.4	5323.40	1
30	13	13.8	5323.80	1
Total				30
Detection Percentage (%)				100%
Limit				80%
Test Result				**Complied**

Type 6 Radar Statistical Performance

Trial #	Test Freq. (MHz)	Pulses / Hop	Pulse Width (us)	PRI (us)	1=Detection 0=No Detection
1	5310	9	1	333	1
2	5310	9	1	333	1
3	5310	9	1	333	1
4	5310	9	1	333	1
5	5310	9	1	333	1
6	5310	9	1	333	1
7	5310	9	1	333	1
8	5310	9	1	333	1
9	5310	9	1	333	1
10	5310	9	1	333	1
11	5310	9	1	333	1
12	5310	9	1	333	1
13	5310	9	1	333	1
14	5310	9	1	333	1
15	5310	9	1	333	1
16	5310	9	1	333	1
17	5310	9	1	333	1
18	5310	9	1	333	1
19	5310	9	1	333	1
20	5310	9	1	333	1
21	5310	9	1	333	1
22	5310	9	1	333	1
23	5310	9	1	333	1
24	5310	9	1	333	1
25	5310	9	1	333	1
26	5310	9	1	333	1
27	5310	9	1	333	1
28	5310	9	1	333	1
29	5310	9	1	333	1
30	5310	9	1	333	1
Detection Percentage (%)					100.000
Limit					70%
Test Result					**Complied**

Modulation Mode: 802.11be (EHT80)

Type 1 Radar Statistical Performance

Trial #	Test Freq. (MHz)	Pulse Repetition Frequency Number	Pulse Repetition Frequency (Pulse Per Second)	PRI (us)	1=Detection 0=No Detection
1	5254	1	1930.5	518	1
2	5253	23	326.2	3066	1
3	5254	19	1139.0	878	1
4	5254	12	1355.0	738	1
5	5255	4	1730.1	578	1
6	5263	8	1519.8	658	1
7	5260	15	1253.1	798	1
8	5271	6	1618.1	618	1
9	5268	14	1285.3	778	1
10	5272	3	1792.1	558	1
11	5279	13	1319.3	758	1
12	5278	9	1474.9	678	1
13	5285	7	1567.4	638	1
14	5288	17	1193.3	838	1
15	5289	10	1432.7	698	1
16	5294	-	1692.0	591	1
17	5289	-	328.1	3048	1
18	5295	-	373.4	2678	1
19	5304	-	574.4	1741	1
20	5295	-	1216.5	822	1
21	5313	-	801.3	1248	1
22	5306	-	488.5	2047	1
23	5310	-	956.0	1046	1
24	5323	-	517.6	1932	1
25	5323	-	1422.5	703	1
26	5321	-	542.0	1845	1
27	5326	-	741.3	1349	1
28	5327	-	881.8	1134	1
29	5327	-	427.4	2340	1
30	5327	-	628.9	1590	1
Detection Percentage (%)					100.000
Limit					60%
Test Result					**Complied**

Type 2 Radar Statistical Performance

Trial #	Test Freq. (MHz)	Pulse Width (us)	PRI (us)	Pulses / Burst	1=Detection 0=No Detection
1	5252	2.6	221	23	1
2	5254	4.6	198	27	1
3	5253	1.1	184	29	1
4	5254	4.8	203	24	1
5	5265	2.4	162	25	1
6	5255	3.4	204	28	1
7	5255	2.3	170	27	1
8	5266	3.5	184	23	1
9	5269	4.9	150	27	0
10	5266	4.6	211	29	1
11	5285	2.9	158	23	1
12	5277	2.6	226	27	0
13	5281	1.6	204	26	1
14	5291	3.9	181	25	1
15	5294	4.6	202	24	1
16	5291	4.1	194	27	1
17	5288	2.3	193	28	1
18	5302	3.9	173	29	1
19	5296	4.3	188	23	1
20	5298	1.5	215	26	1
21	5306	4.9	227	27	1
22	5314	1.1	199	23	1
23	5310	4.5	155	29	1
24	5320	4.0	190	27	1
25	5316	2.4	151	23	1
26	5316	2.5	180	28	1
27	5327	2.5	228	23	1
28	5329	2.5	203	25	1
29	5327	1.5	188	25	1
30	5326	1.9	217	24	1
Detection Percentage (%)					93.333
Limit					60%
Test Result					**Complied**

Type 3 Radar Statistical Performance

Trial #	Test Freq. (MHz)	Pulse Width (us)	PRI (us)	Pulses / Burst	1=Detection 0=No Detection
1	5251	8.0	205	16	1
2	5251	6.7	382	18	1
3	5254	8.6	418	16	1
4	5254	9.4	351	17	1
5	5263	7.4	383	18	1
6	5259	9.8	232	16	1
7	5256	9.1	377	17	0
8	5271	9.6	457	16	1
9	5272	8.0	471	18	1
10	5271	9.0	304	18	1
11	5283	8.0	316	17	0
12	5279	9.8	325	16	1
13	5276	8.0	409	17	1
14	5291	9.9	200	17	1
15	5290	8.8	458	16	0
16	5294	8.0	232	18	1
17	5291	8.3	250	16	1
18	5298	8.7	270	16	1
19	5304	7.7	350	17	0
20	5301	7.1	230	16	1
21	5314	7.3	416	18	1
22	5312	7.6	498	18	0
23	5313	7.3	286	17	1
24	5318	7.3	287	16	1
25	5319	7.5	462	17	1
26	5321	6.2	300	17	0
27	5328	6.4	323	18	1
28	5328	7.1	420	16	1
29	5329	7.2	395	18	1
30	5329	8.4	377	16	1
Detection Percentage (%)					80.000
Limit					60%
Test Result					**Complied**

Type 4 Radar Statistical Performance

Trial #	*Test Freq. (MHz)*	*Pulse Width (us)*	*PRI (us)*	*Pulses / Burst*	*1=Detection 0=No Detection*
1	5252	18.0	242	15	1
2	5252	19.9	279	12	1
3	5253	12.9	487	14	1
4	5254	15.0	452	13	0
5	5259	16.3	230	12	0
6	5257	19.8	238	13	0
7	5261	18.2	420	16	1
8	5273	16.3	452	15	1
9	5266	14.2	495	12	0
10	5266	17.8	228	16	1
11	5283	19.1	211	16	1
12	5276	18.4	283	15	1
13	5278	11.8	411	12	0
14	5287	14.2	284	13	1
15	5289	13.9	202	12	0
16	5291	17.8	340	14	1
17	5291	15.6	290	16	1
18	5304	14.6	250	16	1
19	5299	14.4	484	15	0
20	5298	18.9	387	13	0
21	5313	11.1	348	15	1
22	5314	13.8	291	16	1
23	5313	14.3	295	12	0
24	5323	12.5	300	12	1
25	5319	12.5	322	14	1
26	5323	12.5	383	13	1
27	5327	15.7	322	16	1
28	5329	19.8	469	13	0
29	5328	18.6	406	15	1
30	5327	15.9	238	14	1
Detection Percentage (%)					66.667
Limit					60%
Test Result					**Complied**

Total Type 1~4 Radar Statistical Performance

Radar Type #	Detection Percentage (%)
1	100.000
2	93.333
3	80.000
4	66.667
Aggregate (Radar Types 1-4)	85.000
Limit	80%
Test Result	**Complied**

Type 5 Radar Statistical Performance

Center Freq. (MHz)	Low Edge (MHz)	High Edge (MHz)	VSG Freq. (MHz)	Detection
5290	5251.1	5328.8		
Trial	Chirp	Offset		
1	11	0	5290.00	1
2	5	0	5290.00	1
3	20	0	5290.00	1
4	13	0	5290.00	1
5	11	0	5290.00	1
6	16	0	5290.00	1
7	11	0	5290.00	1
8	20	0	5290.00	1
9	9	0	5290.00	1
10	15	0	5290.00	1
11	20	30.90	5259.10	1
12	6	36.50	5253.50	1
13	13	33.70	5256.30	1
14	10	34.90	5255.10	1
15	16	32.50	5257.50	1
16	11	34.50	5255.50	1
17	7	36.10	5253.90	1
18	15	32.90	5257.10	1
19	7	36.10	5253.90	1
20	20	30.90	5259.10	1
21	6	36.40	5326.40	1
22	11	34.40	5324.40	0
23	16	32.40	5322.40	1
24	6	36.40	5326.40	1
25	9	35.20	5325.20	1
26	10	34.80	5324.80	1
27	18	31.60	5321.60	1
28	19	31.20	5321.20	1
29	14	33.20	5323.20	1
30	13	33.60	5323.60	1
Total				29
Detection Percentage (%)				97%
Limit				80%
Test Result				**Complied**

Type 6 Radar Statistical Performance

Trial #	Test Freq. (MHz)	Pulses / Hop	Pulse Width (us)	PRI (us)	1=Detection 0=No Detection
1	5290	9	1	333	1
2	5290	9	1	333	1
3	5290	9	1	333	1
4	5290	9	1	333	1
5	5290	9	1	333	1
6	5290	9	1	333	1
7	5290	9	1	333	1
8	5290	9	1	333	1
9	5290	9	1	333	1
10	5290	9	1	333	1
11	5290	9	1	333	1
12	5290	9	1	333	1
13	5290	9	1	333	1
14	5290	9	1	333	1
15	5290	9	1	333	1
16	5290	9	1	333	1
17	5290	9	1	333	1
18	5290	9	1	333	1
19	5290	9	1	333	1
20	5290	9	1	333	1
21	5290	9	1	333	1
22	5290	9	1	333	1
23	5290	9	1	333	1
24	5290	9	1	333	1
25	5290	9	1	333	1
26	5290	9	1	333	1
27	5290	9	1	333	1
28	5290	9	1	333	1
29	5290	9	1	333	1
30	5290	9	1	333	1
Detection Percentage (%)					100.000
Limit					70%
Test Result					**Complied**

Modulation Mode: 802.11be (EHT160)

Type 1 Radar Statistical Performance

Trial #	Test Freq. (MHz)	Pulse Repetition Frequency Number	Pulse Repetition Frequency (Pulse Per Second)	PRI (us)	1=Detection 0=No Detection
1	5253	1	1930.5	518	1
2	5254	23	326.2	3066	1
3	5253	19	1139.0	878	1
4	5252	12	1355.0	738	1
5	5261	4	1730.1	578	1
6	5265	8	1519.8	658	1
7	5265	15	1253.1	798	1
8	5268	6	1618.1	618	1
9	5274	14	1285.3	778	1
10	5272	3	1792.1	558	1
11	5277	13	1319.3	758	1
12	5282	9	1474.9	678	1
13	5277	7	1567.4	638	1
14	5294	17	1193.3	838	1
15	5289	10	1432.7	698	1
16	5288	-	1692.0	591	1
17	5292	-	328.1	3048	1
18	5296	-	373.4	2678	1
19	5305	-	574.4	1741	1
20	5301	-	1216.5	822	1
21	5314	-	801.3	1248	1
22	5307	-	488.5	2047	1
23	5309	-	956.0	1046	1
24	5316	-	517.6	1932	1
25	5317	-	1422.5	703	1
26	5322	-	542.0	1845	1
27	5326	-	741.3	1349	1
28	5327	-	881.8	1134	1
29	5328	-	427.4	2340	1
30	5329	-	628.9	1590	1
Detection Percentage (%)					100.000
Limit					60%
Test Result					**Complied**

Type 2 Radar Statistical Performance

Trial #	Test Freq. (MHz)	Pulse Width (us)	PRI (us)	Pulses / Burst	1=Detection 0=No Detection
1	5253	2.6	221	23	1
2	5252	4.6	198	27	1
3	5251	1.1	184	29	1
4	5254	4.8	203	24	1
5	5255	2.4	162	25	1
6	5258	3.4	204	28	1
7	5255	2.3	170	27	1
8	5273	3.5	184	23	1
9	5268	4.9	150	27	1
10	5268	4.6	211	29	1
11	5285	2.9	158	23	1
12	5276	2.6	226	27	1
13	5284	1.6	204	26	0
14	5292	3.9	181	25	1
15	5288	4.6	202	24	1
16	5292	4.1	194	27	1
17	5290	2.3	193	28	1
18	5296	3.9	173	29	1
19	5299	4.3	188	23	1
20	5300	1.5	215	26	0
21	5313	4.9	227	27	1
22	5306	1.1	199	23	1
23	5307	4.5	155	29	1
24	5323	4.0	190	27	1
25	5318	2.4	151	23	1
26	5317	2.5	180	28	1
27	5326	2.5	228	23	1
28	5326	2.5	203	25	1
29	5327	1.5	188	25	1
30	5326	1.9	217	24	1
Detection Percentage (%)					93.333
Limit					60%
Test Result					**Complied**

Type 3 Radar Statistical Performance

Trial #	Test Freq. (MHz)	Pulse Width (us)	PRI (us)	Pulses / Burst	1=Detection 0=No Detection
1	5254	8.0	205	16	1
2	5251	6.7	382	18	1
3	5251	8.6	418	16	1
4	5252	9.4	351	17	1
5	5257	7.4	383	18	1
6	5261	9.8	232	16	0
7	5259	9.1	377	17	1
8	5271	9.6	457	16	1
9	5267	8.0	471	18	1
10	5267	9.0	304	18	1
11	5283	8.0	316	17	1
12	5284	9.8	325	16	1
13	5275	8.0	409	17	1
14	5291	9.9	200	17	1
15	5291	8.8	458	16	1
16	5288	8.0	232	18	1
17	5288	8.3	250	16	1
18	5299	8.7	270	16	1
19	5302	7.7	350	17	1
20	5304	7.1	230	16	1
21	5309	7.3	416	18	1
22	5306	7.6	498	18	1
23	5312	7.3	286	17	1
24	5317	7.3	287	16	1
25	5318	7.5	462	17	1
26	5318	6.2	300	17	1
27	5327	6.4	323	18	1
28	5329	7.1	420	16	1
29	5327	7.2	395	18	1
30	5329	8.4	377	16	1
Detection Percentage (%)					96.667
Limit					60%
Test Result					**Complied**

Type 4 Radar Statistical Performance

Trial #	*Test Freq. (MHz)*	*Pulse Width (us)*	*PRI (us)*	*Pulses / Burst*	*1=Detection 0=No Detection*
1	5253	18.0	242	15	0
2	5251	19.9	279	12	1
3	5251	12.9	487	14	1
4	5254	15.0	452	13	1
5	5264	16.3	230	12	1
6	5255	19.8	238	13	1
7	5263	18.2	420	16	1
8	5272	16.3	452	15	1
9	5267	14.2	495	12	1
10	5268	17.8	228	16	1
11	5285	19.1	211	16	0
12	5277	18.4	283	15	1
13	5283	11.8	411	12	1
14	5292	14.2	284	13	0
15	5286	13.9	202	12	1
16	5293	17.8	340	14	1
17	5293	15.6	290	16	1
18	5300	14.6	250	16	0
19	5303	14.4	484	15	1
20	5301	18.9	387	13	1
21	5307	11.1	348	15	0
22	5312	13.8	291	16	1
23	5310	14.3	295	12	1
24	5318	12.5	300	12	1
25	5320	12.5	322	14	1
26	5316	12.5	383	13	1
27	5327	15.7	322	16	0
28	5327	19.8	469	13	1
29	5329	18.6	406	15	1
30	5327	15.9	238	14	1
Detection Percentage (%)					80.000
Limit					60%
Test Result					**Complied**

Total Type 1~4 Radar Statistical Performance

Radar Type #	Detection Percentage (%)
1	100.000
2	93.333
3	96.667
4	80.000
Aggregate (Radar Types 1-4)	92.500
Limit	80
Test Result	**Complied**

Type 5 Radar Statistical Performance

Center Freq. (MHz)	Low Edge (MHz)	High Edge (MHz)	VSG Freq. (MHz)	Detection
5290	5252	5328		
Trial	Chirp	Offset		
1	11	0	5290.00	1
2	5	0	5290.00	1
3	20	0	5290.00	1
4	13	0	5290.00	1
5	11	0	5290.00	1
6	16	0	5290.00	1
7	11	0	5290.00	1
8	20	0	5290.00	1
9	9	0	5290.00	1
10	15	0	5290.00	1
11	20	30.00	5320.00	1
12	6	35.60	5325.60	1
13	13	32.80	5322.80	1
14	10	34.00	5324.00	1
15	16	31.60	5321.60	1
16	11	33.60	5323.60	1
17	7	35.20	5325.20	1
18	15	32.00	5322.00	1
19	7	35.20	5325.20	1
20	20	30.00	5320.00	1
21	6	35.60	5325.60	1
22	11	33.60	5323.60	1
23	16	31.60	5321.60	1
24	6	35.60	5325.60	1
25	9	34.40	5324.40	1
26	10	34.00	5324.00	1
27	18	30.80	5320.80	1
28	19	30.40	5320.40	1
29	14	32.40	5322.40	1
30	13	32.80	5322.80	1
Total				30
Detection Percentage (%)				100%
Limit				80%
Test Result				**Complied**

Type 6 Radar Statistical Performance

Trial #	Test Freq. (MHz)	Pulses / Hop	Pulse Width (us)	PRI (us)	1=Detection 0=No Detection
1	5250	9	1	333	1
2	5250	9	1	333	1
3	5250	9	1	333	1
4	5250	9	1	333	1
5	5250	9	1	333	1
6	5250	9	1	333	1
7	5250	9	1	333	1
8	5250	9	1	333	1
9	5250	9	1	333	1
10	5250	9	1	333	1
11	5250	9	1	333	1
12	5250	9	1	333	1
13	5250	9	1	333	1
14	5250	9	1	333	1
15	5250	9	1	333	1
16	5250	9	1	333	1
17	5250	9	1	333	1
18	5250	9	1	333	1
19	5250	9	1	333	1
20	5250	9	1	333	1
21	5250	9	1	333	1
22	5250	9	1	333	1
23	5250	9	1	333	1
24	5250	9	1	333	1
25	5250	9	1	333	1
26	5250	9	1	333	1
27	5250	9	1	333	1
28	5250	9	1	333	1
29	5250	9	1	333	1
30	5250	9	1	333	1
Detection Percentage (%)					100.000
Limit					70%
Test Result					**Complied**

3.6.5 Test Result of Statistical Performance Check_For Cisco FW_Band 3

Modulation Mode: 802.11be (EHT20)

Type 1 Radar Statistical Performance

Trial #	Test Freq. (MHz)	Pulse Repetition Frequency Number	Pulse Repetition Frequency (Pulse Per Second)	PRI (us)	1=Detection 0=No Detection
1	5496	1	1930.5	518	1
2	5503	23	326.2	3066	1
3	5497	19	1139.0	878	1
4	5502	12	1355.0	738	1
5	5503	4	1730.1	578	1
6	5501	8	1519.8	658	1
7	5504	15	1253.1	798	1
8	5501	6	1618.1	618	1
9	5504	14	1285.3	778	1
10	5501	3	1792.1	558	1
11	5492	13	1319.3	758	1
12	5494	9	1474.9	678	1
13	5492	7	1567.4	638	1
14	5492	17	1193.3	838	1
15	5494	10	1432.7	698	1
16	5493	-	1692.0	591	1
17	5495	-	328.1	3048	1
18	5491	-	373.4	2678	1
19	5493	-	574.4	1741	1
20	5491	-	1216.5	822	1
21	5507	-	801.3	1248	1
22	5507	-	488.5	2047	1
23	5509	-	956.0	1046	1
24	5509	-	517.6	1932	1
25	5507	-	1422.5	703	1
26	5506	-	542.0	1845	1
27	5509	-	741.3	1349	1
28	5506	-	881.8	1134	1
29	5506	-	427.4	2340	1
30	5506	-	628.9	1590	1
Detection Percentage (%)					100.000
Limit					60%
Test Result					**Complied**

Type 2 Radar Statistical Performance

Trial #	Test Freq. (MHz)	Pulse Width (us)	PRI (us)	Pulses / Burst	1=Detection 0=No Detection
1	5500	2.6	221	23	1
2	5498	4.6	198	27	1
3	5497	1.1	184	29	1
4	5503	4.8	203	24	1
5	5502	2.4	162	25	0
6	5497	3.4	204	28	0
7	5496	2.3	170	27	1
8	5501	3.5	184	23	1
9	5498	4.9	150	27	1
10	5497	4.6	211	29	1
11	5491	2.9	158	23	1
12	5495	2.6	226	27	1
13	5495	1.6	204	26	1
14	5492	3.9	181	25	1
15	5493	4.6	202	24	1
16	5491	4.1	194	27	1
17	5494	2.3	193	28	1
18	5491	3.9	173	29	0
19	5493	4.3	188	23	1
20	5495	1.5	215	26	1
21	5509	4.9	227	27	1
22	5508	1.1	199	23	1
23	5507	4.5	155	29	0
24	5509	4.0	190	27	1
25	5508	2.4	151	23	1
26	5509	2.5	180	28	1
27	5506	2.5	228	23	1
28	5509	2.5	203	25	1
29	5506	1.5	188	25	1
30	5508	1.9	217	24	1
Detection Percentage (%)					86.667
Limit					60%
Test Result					**Complied**

Type 3 Radar Statistical Performance

Trial #	Test Freq. (MHz)	Pulse Width (us)	PRI (us)	Pulses / Burst	1=Detection ; 0=No Detection
1	5499	8.0	205	16	1
2	5504	6.7	382	18	1
3	5504	8.6	418	16	0
4	5502	9.4	351	17	1
5	5499	7.4	383	18	0
6	5500	9.8	232	16	1
7	5498	9.1	377	17	0
8	5503	9.6	457	16	1
9	5501	8.0	471	18	1
10	5499	9.0	304	18	1
11	5494	8.0	316	17	1
12	5491	9.8	325	16	1
13	5493	8.0	409	17	0
14	5492	9.9	200	17	1
15	5492	8.8	458	16	1
16	5494	8.0	232	18	1
17	5491	8.3	250	16	0
18	5494	8.7	270	16	0
19	5492	7.7	350	17	0
20	5491	7.1	230	16	1
21	5506	7.3	416	18	1
22	5508	7.6	498	18	0
23	5506	7.3	286	17	1
24	5509	7.3	287	16	0
25	5508	7.5	462	17	1
26	5508	6.2	300	17	1
27	5506	6.4	323	18	0
28	5507	7.1	420	16	1
29	5507	7.2	395	18	0
30	5508	8.4	377	16	1
Detection Percentage (%)					63.333
Limit					60%
Test Result					**Complied**

Type 4 Radar Statistical Performance

Trial #	*Test Freq. (MHz)*	*Pulse Width (us)*	*PRI (us)*	*Pulses / Burst*	*1=Detection 0=No Detection*
1	5501	18.0	242	15	1
2	5503	19.9	279	12	1
3	5499	12.9	487	14	1
4	5503	15.0	452	13	1
5	5503	16.3	230	12	0
6	5496	19.8	238	13	1
7	5504	18.2	420	16	0
8	5497	16.3	452	15	1
9	5500	14.2	495	12	1
10	5503	17.8	228	16	1
11	5493	19.1	211	16	1
12	5495	18.4	283	15	1
13	5494	11.8	411	12	0
14	5493	14.2	284	13	1
15	5493	13.9	202	12	1
16	5491	17.8	340	14	1
17	5491	15.6	290	16	0
18	5494	14.6	250	16	1
19	5494	14.4	484	15	0
20	5492	18.9	387	13	1
21	5508	11.1	348	15	1
22	5506	13.8	291	16	1
23	5509	14.3	295	12	1
24	5506	12.5	300	12	1
25	5508	12.5	322	14	1
26	5509	12.5	383	13	1
27	5508	15.7	322	16	1
28	5508	19.8	469	13	0
29	5507	18.6	406	15	1
30	5507	15.9	238	14	1
Detection Percentage (%)					80.000
Limit					60%
Test Result					**Complied**

Total Type 1~4 Radar Statistical Performance

Radar Type #	Detection Percentage (%)
1	100.000
2	86.667
3	63.333
4	80.000
Aggregate (Radar Types 1-4)	82.500
Limit	80
Test Result	**Complied**

Type 5 Radar Statistical Performance

Center Freq. (MHz)	Low Edge (MHz)	High Edge (MHz)	VSG Freq. (MHz)	Detection
5500	5490	5510		
Trial	Chirp	Offset		
1	11	0	5500.00	1
2	5	0	5500.00	1
3	20	0	5500.00	1
4	13	0	5500.00	1
5	11	0	5500.00	1
6	16	0	5500.00	1
7	11	0	5500.00	1
8	20	0	5500.00	1
9	9	0	5500.00	1
10	15	0	5500.00	1
11	20	2.00	5498.00	1
12	6	7.60	5492.40	1
13	13	4.80	5495.20	1
14	10	6.00	5494.00	1
15	16	3.60	5496.40	1
16	11	5.60	5494.40	1
17	7	7.20	5492.80	1
18	15	4.00	5496.00	1
19	7	7.20	5492.80	1
20	20	2.00	5498.00	1
21	6	7.60	5507.60	1
22	11	5.60	5505.60	1
23	16	3.60	5503.60	1
24	6	7.60	5507.60	1
25	9	6.40	5506.40	1
26	10	6.00	5506.00	1
27	18	2.80	5502.80	1
28	19	2.40	5502.40	1
29	14	4.40	5504.40	1
30	13	4.80	5504.80	1
Total				30
Detection Percentage (%)				100%
Limit				80%
Test Result				**Complied**

Type 6 Radar Statistical Performance

Trial #	Test Freq. (MHz)	Pulses / Hop	Pulse Width (us)	PRI (us)	1=Detection 0=No Detection
1	5500	9	1	333	1
2	5500	9	1	333	1
3	5500	9	1	333	1
4	5500	9	1	333	1
5	5500	9	1	333	1
6	5500	9	1	333	1
7	5500	9	1	333	1
8	5500	9	1	333	1
9	5500	9	1	333	1
10	5500	9	1	333	1
11	5500	9	1	333	1
12	5500	9	1	333	1
13	5500	9	1	333	1
14	5500	9	1	333	1
15	5500	9	1	333	1
16	5500	9	1	333	1
17	5500	9	1	333	1
18	5500	9	1	333	1
19	5500	9	1	333	1
20	5500	9	1	333	1
21	5500	9	1	333	1
22	5500	9	1	333	1
23	5500	9	1	333	1
24	5500	9	1	333	1
25	5500	9	1	333	1
26	5500	9	1	333	1
27	5500	9	1	333	1
28	5500	9	1	333	1
29	5500	9	1	333	1
30	5500	9	1	333	1
Detection Percentage (%)					100.000
Limit					70%
Test Result					**Complied**

Modulation Mode: 802.11be (EHT40)

Type 1 Radar Statistical Performance

Trial #	Test Freq. (MHz)	Pulse Repetition Frequency Number	Pulse Repetition Frequency (Pulse Per Second)	PRI (us)	1=Detection 0=No Detection
1	5500	1	1930.5	518	1
2	5504	23	326.2	3066	1
3	5503	19	1139.0	878	1
4	5503	12	1355.0	738	1
5	5501	4	1730.1	578	1
6	5492	8	1519.8	658	1
7	5495	15	1253.1	798	1
8	5494	6	1618.1	618	1
9	5491	14	1285.3	778	1
10	5492	3	1792.1	558	1
11	5506	13	1319.3	758	1
12	5506	9	1474.9	678	1
13	5506	7	1567.4	638	1
14	5509	17	1193.3	838	1
15	5509	10	1432.7	698	1
16	5520	-	1692.0	591	1
17	5521	-	328.1	3048	1
18	5521	-	373.4	2678	1
19	5518	-	574.4	1741	1
20	5519	-	1216.5	822	1
21	5512	-	801.3	1248	1
22	5512	-	488.5	2047	1
23	5513	-	956.0	1046	1
24	5513	-	517.6	1932	1
25	5513	-	1422.5	703	1
26	5527	-	542.0	1845	1
27	5527	-	741.3	1349	1
28	5529	-	881.8	1134	1
29	5525	-	427.4	2340	1
30	5526	-	628.9	1590	1
Detection Percentage (%)					100.000
Limit					60%
Test Result					**Complied**

Type 2 Radar Statistical Performance

Trial #	Test Freq. (MHz)	Pulse Width (us)	PRI (us)	Pulses / Burst	1=Detection 0=No Detection
1	5496	2.6	221	23	1
2	5502	4.6	198	27	1
3	5496	1.1	184	29	1
4	5497	4.8	203	24	1
5	5502	2.4	162	25	0
6	5495	3.4	204	28	1
7	5493	2.3	170	27	1
8	5494	3.5	184	23	1
9	5491	4.9	150	27	0
10	5492	4.6	211	29	1
11	5506	2.9	158	23	1
12	5508	2.6	226	27	1
13	5508	1.6	204	26	0
14	5509	3.9	181	25	1
15	5506	4.6	202	24	1
16	5523	4.1	194	27	1
17	5519	2.3	193	28	0
18	5519	3.9	173	29	1
19	5518	4.3	188	23	1
20	5519	1.5	215	26	1
21	5513	4.9	227	27	0
22	5511	1.1	199	23	1
23	5512	4.5	155	29	1
24	5515	4.0	190	27	0
25	5514	2.4	151	23	1
26	5529	2.5	180	28	1
27	5528	2.5	228	23	1
28	5525	2.5	203	25	1
29	5529	1.5	188	25	1
30	5527	1.9	217	24	1
Detection Percentage (%)					80.000
Limit					60%
Test Result					**Complied**

Type 3 Radar Statistical Performance

Trial #	Test Freq. (MHz)	Pulse Width (us)	PRI (us)	Pulses / Burst	1=Detection 0=No Detection
1	5502	8.0	205	16	1
2	5503	6.7	382	18	1
3	5496	8.6	418	16	1
4	5501	9.4	351	17	1
5	5504	7.4	383	18	0
6	5493	9.8	232	16	0
7	5494	9.1	377	17	1
8	5491	9.6	457	16	1
9	5492	8.0	471	18	1
10	5495	9.0	304	18	1
11	5507	8.0	316	17	1
12	5508	9.8	325	16	1
13	5506	8.0	409	17	1
14	5507	9.9	200	17	0
15	5509	8.8	458	16	1
16	5521	8.0	232	18	1
17	5518	8.3	250	16	1
18	5518	8.7	270	16	1
19	5519	7.7	350	17	1
20	5521	7.1	230	16	1
21	5512	7.3	416	18	1
22	5512	7.6	498	18	1
23	5511	7.3	286	17	1
24	5515	7.3	287	16	1
25	5513	7.5	462	17	1
26	5525	6.2	300	17	1
27	5529	6.4	323	18	1
28	5527	7.1	420	16	1
29	5528	7.2	395	18	1
30	5528	8.4	377	16	1
Detection Percentage (%)					90.000
Limit					60%
Test Result					**Complied**

Type 4 Radar Statistical Performance

Trial #	*Test Freq. (MHz)*	*Pulse Width (us)*	*PRI (us)*	*Pulses / Burst*	*1=Detection 0=No Detection*
1	5503	18.0	242	15	1
2	5496	19.9	279	12	1
3	5504	12.9	487	14	0
4	5504	15.0	452	13	1
5	5502	16.3	230	12	1
6	5493	19.8	238	13	0
7	5492	18.2	420	16	1
8	5495	16.3	452	15	0
9	5492	14.2	495	12	1
10	5492	17.8	228	16	1
11	5509	19.1	211	16	0
12	5507	18.4	283	15	0
13	5506	11.8	411	12	1
14	5507	14.2	284	13	1
15	5509	13.9	202	12	1
16	5520	17.8	340	14	0
17	5520	15.6	290	16	0
18	5517	14.6	250	16	1
19	5517	14.4	484	15	1
20	5519	18.9	387	13	1
21	5513	11.1	348	15	0
22	5515	13.8	291	16	0
23	5512	14.3	295	12	1
24	5512	12.5	300	12	0
25	5513	12.5	322	14	1
26	5528	12.5	383	13	1
27	5529	15.7	322	16	1
28	5527	19.8	469	13	0
29	5528	18.6	406	15	1
30	5526	15.9	238	14	1
Detection Percentage (%)					63.333
Limit					60%
Test Result					**Complied**

Total Type 1~4 Radar Statistical Performance

Radar Type #	Detection Percentage (%)
1	100.000
2	80.000
3	90.000
4	63.333
Aggregate (Radar Types 1-4)	83.333
Limit	80
Test Result	**Complied**

Type 5 Radar Statistical Performance

Center Freq. (MHz)	Low Edge (MHz)	High Edge (MHz)	VSG Freq. (MHz)	Detection
5510	5491	5529		
Trial	Chirp	Offset		
1	11	0	5510.00	1
2	5	0	5510.00	1
3	20	0	5510.00	1
4	13	0	5510.00	1
5	11	0	5510.00	1
6	16	0	5510.00	1
7	11	0	5510.00	1
8	20	0	5510.00	1
9	9	0	5510.00	1
10	15	0	5510.00	1
11	20	11.0	5499.00	1
12	6	16.6	5493.40	1
13	13	13.8	5496.20	1
14	10	15.0	5495.00	1
15	16	12.6	5497.40	1
16	11	14.6	5495.40	1
17	7	16.2	5493.80	1
18	15	13.0	5497.00	1
19	7	16.2	5493.80	1
20	20	11.0	5499.00	1
21	6	16.6	5526.60	1
22	11	14.6	5524.60	1
23	16	12.6	5522.60	1
24	6	16.6	5526.60	1
25	9	15.4	5525.40	1
26	10	15.0	5525.00	1
27	18	11.8	5521.80	1
28	19	11.4	5521.40	1
29	14	13.4	5523.40	1
30	13	13.8	5523.80	1
Total				30
Detection Percentage (%)				100%
Limit				80%
Test Result				**Complied**

Type 6 Radar Statistical Performance

Trial #	Test Freq. (MHz)	Pulses / Hop	Pulse Width (us)	PRI (us)	1=Detection 0=No Detection
1	5510	9	1	333	1
2	5510	9	1	333	1
3	5510	9	1	333	1
4	5510	9	1	333	1
5	5510	9	1	333	1
6	5510	9	1	333	1
7	5510	9	1	333	1
8	5510	9	1	333	1
9	5510	9	1	333	1
10	5510	9	1	333	1
11	5510	9	1	333	1
12	5510	9	1	333	1
13	5510	9	1	333	1
14	5510	9	1	333	1
15	5510	9	1	333	1
16	5510	9	1	333	1
17	5510	9	1	333	1
18	5510	9	1	333	1
19	5510	9	1	333	1
20	5510	9	1	333	1
21	5510	9	1	333	1
22	5510	9	1	333	1
23	5510	9	1	333	1
24	5510	9	1	333	1
25	5510	9	1	333	1
26	5510	9	1	333	1
27	5510	9	1	333	1
28	5510	9	1	333	1
29	5510	9	1	333	1
30	5510	9	1	333	1
Detection Percentage (%)					100.000
Limit					70%
Test Result					**Complied**

Modulation Mode: 802.11be (EHT80)

Type 1 Radar Statistical Performance

Trial #	Test Freq. (MHz)	Pulse Repetition Frequency Number	Pulse Repetition Frequency (Pulse Per Second)	PRI (us)	1=Detection 0=No Detection
1	5493	1	1930.5	518	1
2	5491	23	326.2	3066	1
3	5494	19	1139.0	878	1
4	5493	12	1355.0	738	1
5	5496	4	1730.1	578	1
6	5503	8	1519.8	658	1
7	5497	15	1253.1	798	1
8	5511	6	1618.1	618	1
9	5506	14	1285.3	778	1
10	5514	3	1792.1	558	1
11	5515	13	1319.3	758	1
12	5523	9	1474.9	678	1
13	5524	7	1567.4	638	1
14	5526	17	1193.3	838	1
15	5526	10	1432.7	698	1
16	5535	-	1692.0	591	1
17	5532	-	328.1	3048	1
18	5544	-	373.4	2678	1
19	5540	-	574.4	1741	1
20	5540	-	1216.5	822	1
21	5547	-	801.3	1248	1
22	5551	-	488.5	2047	1
23	5552	-	956.0	1046	1
24	5556	-	517.6	1932	1
25	5558	-	1422.5	703	1
26	5555	-	542.0	1845	1
27	5566	-	741.3	1349	1
28	5567	-	881.8	1134	1
29	5567	-	427.4	2340	1
30	5569	-	628.9	1590	1
Detection Percentage (%)					100.000
Limit					60%
Test Result					**Complied**

Type 2 Radar Statistical Performance

Trial #	Test Freq. (MHz)	Pulse Width (us)	PRI (us)	Pulses / Burst	1=Detection 0=No Detection
1	5494	2.6	221	23	1
2	5493	4.6	198	27	1
3	5493	1.1	184	29	1
4	5492	4.8	203	24	1
5	5504	2.4	162	25	1
6	5498	3.4	204	28	1
7	5497	2.3	170	27	0
8	5507	3.5	184	23	1
9	5514	4.9	150	27	1
10	5510	4.6	211	29	1
11	5519	2.9	158	23	0
12	5515	2.6	226	27	1
13	5523	1.6	204	26	1
14	5532	3.9	181	25	1
15	5534	4.6	202	24	1
16	5531	4.1	194	27	0
17	5533	2.3	193	28	1
18	5540	3.9	173	29	1
19	5541	4.3	188	23	1
20	5542	1.5	215	26	1
21	5548	4.9	227	27	1
22	5553	1.1	199	23	1
23	5551	4.5	155	29	1
24	5562	4.0	190	27	1
25	5557	2.4	151	23	1
26	5556	2.5	180	28	1
27	5567	2.5	228	23	1
28	5568	2.5	203	25	1
29	5568	1.5	188	25	1
30	5566	1.9	217	24	1
Detection Percentage (%)					90.000
Limit					60%
Test Result					**Complied**

Type 3 Radar Statistical Performance

Trial #	Test Freq. (MHz)	Pulse Width (us)	PRI (us)	Pulses / Burst	1=Detection 0=No Detection
1	5491	8.0	205	16	1
2	5492	6.7	382	18	1
3	5494	8.6	418	16	1
4	5492	9.4	351	17	1
5	5497	7.4	383	18	1
6	5497	9.8	232	16	1
7	5501	9.1	377	17	0
8	5512	9.6	457	16	1
9	5506	8.0	471	18	1
10	5506	9.0	304	18	0
11	5524	8.0	316	17	0
12	5521	9.8	325	16	1
13	5525	8.0	409	17	1
14	5532	9.9	200	17	1
15	5527	8.8	458	16	0
16	5528	8.0	232	18	1
17	5529	8.3	250	16	1
18	5544	8.7	270	16	1
19	5537	7.7	350	17	1
20	5541	7.1	230	16	1
21	5549	7.3	416	18	1
22	5548	7.6	498	18	0
23	5546	7.3	286	17	1
24	5562	7.3	287	16	1
25	5562	7.5	462	17	1
26	5559	6.2	300	17	1
27	5566	6.4	323	18	1
28	5568	7.1	420	16	1
29	5568	7.2	395	18	1
30	5565	8.4	377	16	1
Detection Percentage (%)					83.333
Limit					60%
Test Result					**Complied**

Type 4 Radar Statistical Performance

Trial #	*Test Freq. (MHz)*	*Pulse Width (us)*	*PRI (us)*	*Pulses / Burst*	*1=Detection 0=No Detection*
1	5493	18.0	242	15	1
2	5492	19.9	279	12	1
3	5494	12.9	487	14	0
4	5493	15.0	452	13	0
5	5503	16.3	230	12	0
6	5505	19.8	238	13	0
7	5497	18.2	420	16	1
8	5506	16.3	452	15	1
9	5511	14.2	495	12	1
10	5511	17.8	228	16	1
11	5516	19.1	211	16	1
12	5521	18.4	283	15	0
13	5515	11.8	411	12	0
14	5527	14.2	284	13	1
15	5527	13.9	202	12	1
16	5532	17.8	340	14	1
17	5530	15.6	290	16	1
18	5542	14.6	250	16	0
19	5537	14.4	484	15	1
20	5542	18.9	387	13	1
21	5551	11.1	348	15	0
22	5549	13.8	291	16	1
23	5552	14.3	295	12	1
24	5562	12.5	300	12	0
25	5563	12.5	322	14	1
26	5563	12.5	383	13	0
27	5566	15.7	322	16	1
28	5567	19.8	469	13	1
29	5569	18.6	406	15	0
30	5568	15.9	238	14	1
Detection Percentage (%)					63.333
Limit					60%
Test Result					**Complied**

Total Type 1~4 Radar Statistical Performance

Radar Type #	Detection Percentage (%)
1	100.000
2	90.000
3	83.333
4	63.333
Aggregate (Radar Types 1-4)	84.167
Limit	80
Test Result	**Complied**

Type 5 Radar Statistical Performance

Center Freq. (MHz)	Low Edge (MHz)	High Edge (MHz)	VSG Freq. (MHz)	Detection
5530	5491	5569		
Trial	Chirp	Offset		
1	11	0	5530.00	1
2	5	0	5530.00	1
3	20	0	5530.00	1
4	13	0	5530.00	1
5	11	0	5530.00	1
6	16	0	5530.00	1
7	11	0	5530.00	1
8	20	0	5530.00	1
9	9	0	5530.00	1
10	15	0	5530.00	1
11	20	31.00	5499.00	1
12	6	36.60	5493.40	1
13	13	33.80	5496.20	1
14	10	35.00	5495.00	1
15	16	32.60	5497.40	1
16	11	34.60	5495.40	1
17	7	36.20	5493.80	1
18	15	33.00	5497.00	0
19	7	36.20	5493.80	1
20	20	31.00	5499.00	1
21	6	36.60	5566.60	1
22	11	34.60	5564.60	1
23	16	32.60	5562.60	1
24	6	36.60	5566.60	1
25	9	35.40	5565.40	1
26	10	35.00	5565.00	1
27	18	31.80	5561.80	1
28	19	31.40	5561.40	1
29	14	33.40	5563.40	1
30	13	33.80	5563.80	1
Total				29
Detection Percentage (%)				97%
Limit				80%
Test Result				**Complied**

Type 6 Radar Statistical Performance

Trial #	Test Freq. (MHz)	Pulses / Hop	Pulse Width (us)	PRI (us)	1=Detection 0=No Detection
1	5530	9	1	333	1
2	5530	9	1	333	1
3	5530	9	1	333	1
4	5530	9	1	333	1
5	5530	9	1	333	1
6	5530	9	1	333	1
7	5530	9	1	333	1
8	5530	9	1	333	1
9	5530	9	1	333	1
10	5530	9	1	333	1
11	5530	9	1	333	1
12	5530	9	1	333	1
13	5530	9	1	333	1
14	5530	9	1	333	1
15	5530	9	1	333	1
16	5530	9	1	333	1
17	5530	9	1	333	1
18	5530	9	1	333	1
19	5530	9	1	333	1
20	5530	9	1	333	1
21	5530	9	1	333	1
22	5530	9	1	333	1
23	5530	9	1	333	1
24	5530	9	1	333	1
25	5530	9	1	333	1
26	5530	9	1	333	1
27	5530	9	1	333	1
28	5530	9	1	333	1
29	5530	9	1	333	1
30	5530	9	1	333	1
Detection Percentage (%)					100.000
Limit					70%
Test Result					**Complied**

Modulation Mode: 802.11be (EHT160)

Type 1 Radar Statistical Performance

Trial #	Test Freq. (MHz)	Pulse Repetition Frequency Number	Pulse Repetition Frequency (Pulse Per Second)	PRI (us)	1=Detection 0=No Detection
1	5505	1	1930.5	518	1
2	5494	23	326.2	3066	1
3	5496	19	1139.0	878	1
4	5508	12	1355.0	738	1
5	5507	4	1730.1	578	1
6	5520	8	1519.8	658	1
7	5535	15	1253.1	798	1
8	5522	6	1618.1	618	1
9	5524	14	1285.3	778	0
10	5544	3	1792.1	558	1
11	5546	13	1319.3	758	1
12	5542	9	1474.9	678	0
13	5556	7	1567.4	638	1
14	5560	17	1193.3	838	1
15	5554	10	1432.7	698	0
16	5586	-	1692.0	591	1
17	5574	-	328.1	3048	1
18	5577	-	373.4	2678	1
19	5588	-	574.4	1741	1
20	5598	-	1216.5	822	1
21	5601	-	801.3	1248	1
22	5607	-	488.5	2047	1
23	5606	-	956.0	1046	1
24	5612	-	517.6	1932	1
25	5618	-	1422.5	703	1
26	5628	-	542.0	1845	1
27	5627	-	741.3	1349	1
28	5637	-	881.8	1134	1
29	5645	-	427.4	2340	1
30	5634	-	628.9	1590	1
Detection Percentage (%)					90.000
Limit					60%
Test Result					**Complied**

Type 2 Radar Statistical Performance

Trial #	Test Freq. (MHz)	Pulse Width (us)	PRI (us)	Pulses / Burst	1=Detection 0=No Detection
1	5495	2.6	221	23	1
2	5500	4.6	198	27	1
3	5496	1.1	184	29	1
4	5517	4.8	203	24	1
5	5520	2.4	162	25	1
6	5510	3.4	204	28	1
7	5523	2.3	170	27	0
8	5538	3.5	184	23	1
9	5537	4.9	150	27	1
10	5549	4.6	211	29	0
11	5552	2.9	158	23	1
12	5547	2.6	226	27	1
13	5567	1.6	204	26	1
14	5560	3.9	181	25	1
15	5566	4.6	202	24	0
16	5583	4.1	194	27	1
17	5578	2.3	193	28	1
18	5580	3.9	173	29	1
19	5596	4.3	188	23	1
20	5594	1.5	215	26	0
21	5591	4.9	227	27	1
22	5607	1.1	199	23	1
23	5616	4.5	155	29	1
24	5609	4.0	190	27	1
25	5633	2.4	151	23	1
26	5630	2.5	180	28	1
27	5621	2.5	228	23	1
28	5646	2.5	203	25	1
29	5642	1.5	188	25	1
30	5636	1.9	217	24	1
Detection Percentage (%)					86.667
Limit					60%
Test Result					**Complied**

Type 3 Radar Statistical Performance

Trial #	Test Freq. (MHz)	Pulse Width (us)	PRI (us)	Pulses / Burst	1=Detection 0=No Detection
1	5497	8.0	205	16	1
2	5506	6.7	382	18	1
3	5505	8.6	418	16	1
4	5510	9.4	351	17	1
5	5511	7.4	383	18	1
6	5509	9.8	232	16	1
7	5522	9.1	377	17	1
8	5530	9.6	457	16	0
9	5523	8.0	471	18	1
10	5545	9.0	304	18	1
11	5547	8.0	316	17	1
12	5548	9.8	325	16	0
13	5569	8.0	409	17	1
14	5568	9.9	200	17	1
15	5562	8.8	458	16	0
16	5586	8.0	232	18	1
17	5585	8.3	250	16	1
18	5582	8.7	270	16	0
19	5586	7.7	350	17	1
20	5599	7.1	230	16	1
21	5595	7.3	416	18	1
22	5618	7.6	498	18	0
23	5606	7.3	286	17	1
24	5606	7.3	287	16	1
25	5627	7.5	462	17	1
26	5626	6.2	300	17	1
27	5633	6.4	323	18	0
28	5648	7.1	420	16	1
29	5635	7.2	395	18	1
30	5637	8.4	377	16	1
Detection Percentage (%)					80.000
Limit					60%
Test Result					**Complied**

Type 4 Radar Statistical Performance

Trial #	*Test Freq. (MHz)*	*Pulse Width (us)*	*PRI (us)*	*Pulses / Burst*	*1=Detection 0=No Detection*
1	5501	18.0	242	15	1
2	5497	19.9	279	12	1
3	5504	12.9	487	14	1
4	5506	15.0	452	13	0
5	5514	16.3	230	12	0
6	5518	19.8	238	13	1
7	5533	18.2	420	16	1
8	5533	16.3	452	15	1
9	5528	14.2	495	12	0
10	5551	17.8	228	16	0
11	5546	19.1	211	16	0
12	5545	18.4	283	15	1
13	5566	11.8	411	12	1
14	5562	14.2	284	13	1
15	5566	13.9	202	12	1
16	5581	17.8	340	14	0
17	5576	15.6	290	16	0
18	5575	14.6	250	16	1
19	5596	14.4	484	15	1
20	5599	18.9	387	13	1
21	5588	11.1	348	15	1
22	5610	13.8	291	16	0
23	5603	14.3	295	12	1
24	5613	12.5	300	12	1
25	5621	12.5	322	14	1
26	5634	12.5	383	13	0
27	5634	15.7	322	16	1
28	5635	19.8	469	13	1
29	5637	18.6	406	15	1
30	5648	15.9	238	14	1
Detection Percentage (%)					70.000
Limit					60%
Test Result					**Complied**

Total Type 1~4 Radar Statistical Performance

Radar Type #	Detection Percentage (%)
1	90.000
2	86.667
3	80.000
4	70.000
Aggregate (Radar Types 1-4)	81.667
Limit	80
Test Result	**Complied**

Type 5 Radar Statistical Performance

Center Freq. (MHz)	Low Edge (MHz)	High Edge (MHz)	VSG Freq. (MHz)	Detection
5570	5492.5	5647.5		
Trial	Chirp	Offset		
1	11	0	5570.00	1
2	5	0	5570.00	1
3	20	0	5570.00	1
4	13	0	5570.00	1
5	11	0	5570.00	1
6	16	0	5570.00	1
7	11	0	5570.00	1
8	20	0	5570.00	1
9	9	0	5570.00	1
10	15	0	5570.00	1
11	20	69.50	5500.50	1
12	6	75.10	5494.90	1
13	13	72.30	5497.70	1
14	10	73.50	5496.50	1
15	16	71.10	5498.90	1
16	11	73.10	5496.90	1
17	7	74.70	5495.30	1
18	15	71.50	5498.50	1
19	7	74.70	5495.30	1
20	20	69.50	5500.50	1
21	6	75.10	5645.10	1
22	11	73.10	5643.10	1
23	16	71.10	5641.10	1
24	6	75.10	5645.10	1
25	9	73.90	5643.90	1
26	10	73.50	5643.50	1
27	18	70.30	5640.30	1
28	19	69.90	5639.90	1
29	14	71.90	5641.90	1
30	13	72.30	5642.30	1
Total				30
Detection Percentage (%)				100%
Limit				80%
Test Result				**Complied**

Type 6 Radar Statistical Performance

Trial #	Test Freq. (MHz)	Pulses / Hop	Pulse Width (us)	PRI (us)	1=Detection 0=No Detection
1	5570	9	1	333	1
2	5570	9	1	333	1
3	5570	9	1	333	1
4	5570	9	1	333	1
5	5570	9	1	333	1
6	5570	9	1	333	1
7	5570	9	1	333	1
8	5570	9	1	333	1
9	5570	9	1	333	1
10	5570	9	1	333	1
11	5570	9	1	333	1
12	5570	9	1	333	1
13	5570	9	1	333	1
14	5570	9	1	333	1
15	5570	9	1	333	1
16	5570	9	1	333	1
17	5570	9	1	333	1
18	5570	9	1	333	1
19	5570	9	1	333	1
20	5570	9	1	333	1
21	5570	9	1	333	1
22	5570	9	1	333	1
23	5570	9	1	333	1
24	5570	9	1	333	1
25	5570	9	1	333	1
26	5570	9	1	333	1
27	5570	9	1	333	1
28	5570	9	1	333	1
29	5570	9	1	333	1
30	5570	9	1	333	1
Detection Percentage (%)					100.000
Limit					70%
Test Result					**Complied**

3.6.6 Test Result of Statistical Performance Check_Meraki FW_Band 2

Modulation Mode: 802.11be (EHT20)

Type 1 Radar Statistical Performance

Trial #	Test Freq. (MHz)	Pulse Repetition Frequency Number	Pulse Repetition Frequency (Pulse Per Second)	PRI (us)	1=Detection 0=No Detection
1	5296	1	1930.5	518	1
2	5296	23	326.2	3066	1
3	5297	19	1139.0	878	1
4	5302	12	1355.0	738	1
5	5298	4	1730.1	578	1
6	5304	8	1519.8	658	1
7	5297	15	1253.1	798	1
8	5302	6	1618.1	618	1
9	5301	14	1285.3	778	1
10	5297	3	1792.1	558	1
11	5291	13	1319.3	758	1
12	5291	9	1474.9	678	1
13	5295	7	1567.4	638	1
14	5295	17	1193.3	838	0
15	5294	10	1432.7	698	1
16	5292	-	1692.0	591	1
17	5294	-	328.1	3048	1
18	5294	-	373.4	2678	1
19	5295	-	574.4	1741	1
20	5293	-	1216.5	822	1
21	5306	-	801.3	1248	1
22	5306	-	488.5	2047	1
23	5306	-	956.0	1046	1
24	5309	-	517.6	1932	1
25	5307	-	1422.5	703	1
26	5309	-	542.0	1845	1
27	5309	-	741.3	1349	1
28	5307	-	881.8	1134	1
29	5309	-	427.4	2340	1
30	5308	-	628.9	1590	1
Detection Percentage (%)					96.667
Limit					60%
Test Result					**Complied**

Type 2 Radar Statistical Performance

Trial #	Test Freq. (MHz)	Pulse Width (us)	PRI (us)	Pulses / Burst	1=Detection 0=No Detection
1	5301	2.6	221	23	1
2	5303	4.6	198	27	1
3	5303	1.1	184	29	1
4	5301	4.8	203	24	1
5	5297	2.4	162	25	1
6	5297	3.4	204	28	1
7	5301	2.3	170	27	1
8	5296	3.5	184	23	1
9	5300	4.9	150	27	1
10	5300	4.6	211	29	1
11	5291	2.9	158	23	1
12	5295	2.6	226	27	1
13	5294	1.6	204	26	0
14	5293	3.9	181	25	1
15	5294	4.6	202	24	1
16	5291	4.1	194	27	0
17	5294	2.3	193	28	1
18	5294	3.9	173	29	1
19	5293	4.3	188	23	1
20	5294	1.5	215	26	0
21	5308	4.9	227	27	1
22	5309	1.1	199	23	1
23	5309	4.5	155	29	0
24	5309	4.0	190	27	1
25	5307	2.4	151	23	1
26	5308	2.5	180	28	1
27	5308	2.5	228	23	0
28	5306	2.5	203	25	1
29	5307	1.5	188	25	1
30	5309	1.9	217	24	1
Detection Percentage (%)					83.333
Limit					60%
Test Result					**Complied**

Type 3 Radar Statistical Performance

Trial #	Test Freq. (MHz)	Pulse Width (us)	PRI (us)	Pulses / Burst	1=Detection ; 0=No Detection
1	5296	8.0	205	16	1
2	5300	6.7	382	18	1
3	5298	8.6	418	16	0
4	5297	9.4	351	17	0
5	5298	7.4	383	18	1
6	5299	9.8	232	16	1
7	5300	9.1	377	17	1
8	5297	9.6	457	16	1
9	5302	8.0	471	18	1
10	5297	9.0	304	18	0
11	5294	8.0	316	17	1
12	5294	9.8	325	16	1
13	5294	8.0	409	17	1
14	5295	9.9	200	17	1
15	5293	8.8	458	16	1
16	5293	8.0	232	18	1
17	5293	8.3	250	16	0
18	5293	8.7	270	16	1
19	5292	7.7	350	17	1
20	5294	7.1	230	16	1
21	5306	7.3	416	18	1
22	5308	7.6	498	18	1
23	5307	7.3	286	17	0
24	5307	7.3	287	16	1
25	5307	7.5	462	17	1
26	5308	6.2	300	17	1
27	5308	6.4	323	18	1
28	5308	7.1	420	16	1
29	5306	7.2	395	18	1
30	5308	8.4	377	16	1
Detection Percentage (%)					83.333
Limit					60%
Test Result					**Complied**

Type 4 Radar Statistical Performance

Trial #	*Test Freq. (MHz)*	*Pulse Width (us)*	*PRI (us)*	*Pulses / Burst*	*1=Detection 0=No Detection*
1	5296	18.0	242	15	0
2	5304	19.9	279	12	1
3	5303	12.9	487	14	1
4	5303	15.0	452	13	1
5	5304	16.3	230	12	1
6	5301	19.8	238	13	1
7	5301	18.2	420	16	1
8	5299	16.3	452	15	1
9	5296	14.2	495	12	1
10	5296	17.8	228	16	1
11	5293	19.1	211	16	1
12	5292	18.4	283	15	1
13	5291	11.8	411	12	0
14	5295	14.2	284	13	1
15	5291	13.9	202	12	1
16	5294	17.8	340	14	1
17	5292	15.6	290	16	1
18	5291	14.6	250	16	0
19	5291	14.4	484	15	1
20	5294	18.9	387	13	1
21	5308	11.1	348	15	1
22	5308	13.8	291	16	1
23	5308	14.3	295	12	1
24	5306	12.5	300	12	0
25	5306	12.5	322	14	1
26	5306	12.5	383	13	1
27	5308	15.7	322	16	1
28	5306	19.8	469	13	1
29	5307	18.6	406	15	0
30	5307	15.9	238	14	1
Detection Percentage (%)					83.333
Limit					60%
Test Result					**Complied**

Total Type 1~4 Radar Statistical Performance

Radar Type #	Detection Percentage (%)
1	96.667
2	83.333
3	83.333
4	83.333
Aggregate (Radar Types 1-4)	86.667
Limit	80
Test Result	**Complied**

Type 5 Radar Statistical Performance

Center Freq. (MHz)	Low Edge (MHz)	High Edge (MHz)	VSG Freq. (MHz)	Detection
5300	5290.4	5309.5		
Trial	Chirp	Offset		
1	11	0	5300.00	1
2	5	0	5300.00	1
3	20	0	5300.00	1
4	13	0	5300.00	1
5	11	0	5300.00	1
6	16	0	5300.00	1
7	11	0	5300.00	1
8	20	0	5300.00	1
9	9	0	5300.00	1
10	15	0	5300.00	1
11	20	1.60	5298.40	1
12	6	7.20	5292.80	1
13	13	4.40	5295.60	1
14	10	5.60	5294.40	1
15	16	3.20	5296.80	1
16	11	5.20	5294.80	1
17	7	6.80	5293.20	1
18	15	3.60	5296.40	1
19	7	6.80	5293.20	1
20	20	1.60	5298.40	1
21	6	7.10	5307.10	1
22	11	5.10	5305.10	1
23	16	3.10	5303.10	1
24	6	7.10	5307.10	1
25	9	5.90	5305.90	1
26	10	5.50	5305.50	1
27	18	2.30	5302.30	1
28	19	1.90	5301.90	1
29	14	3.90	5303.90	1
30	13	4.30	5304.30	1
Total				30
Detection Percentage (%)				100%
Limit				80%
Test Result				**Complied**

Type 6 Radar Statistical Performance

Trial #	Test Freq. (MHz)	Pulses / Hop	Pulse Width (us)	PRI (us)	1=Detection 0=No Detection
1	5300	9	1	333	1
2	5300	9	1	333	1
3	5300	9	1	333	1
4	5300	9	1	333	1
5	5300	9	1	333	1
6	5300	9	1	333	1
7	5300	9	1	333	1
8	5300	9	1	333	1
9	5300	9	1	333	1
10	5300	9	1	333	1
11	5300	9	1	333	1
12	5300	9	1	333	1
13	5300	9	1	333	1
14	5300	9	1	333	1
15	5300	9	1	333	1
16	5300	9	1	333	1
17	5300	9	1	333	1
18	5300	9	1	333	1
19	5300	9	1	333	1
20	5300	9	1	333	1
21	5300	9	1	333	1
22	5300	9	1	333	1
23	5300	9	1	333	1
24	5300	9	1	333	1
25	5300	9	1	333	1
26	5300	9	1	333	1
27	5300	9	1	333	1
28	5300	9	1	333	1
29	5300	9	1	333	1
30	5300	9	1	333	1
Detection Percentage (%)					100.000
Limit					70%
Test Result					**Complied**

Modulation Mode: 802.11be (EHT40)

Type 1 Radar Statistical Performance

Trial #	Test Freq. (MHz)	Pulse Repetition Frequency Number	Pulse Repetition Frequency (Pulse Per Second)	PRI (us)	1=Detection 0=No Detection
1	5296	1	1930.5	518	1
2	5303	23	326.2	3066	1
3	5304	19	1139.0	878	1
4	5297	12	1355.0	738	1
5	5302	4	1730.1	578	1
6	5293	8	1519.8	658	1
7	5293	15	1253.1	798	1
8	5292	6	1618.1	618	1
9	5291	14	1285.3	778	1
10	5294	3	1792.1	558	1
11	5306	13	1319.3	758	1
12	5307	9	1474.9	678	1
13	5306	7	1567.4	638	1
14	5308	17	1193.3	838	1
15	5308	10	1432.7	698	1
16	5321	-	1692.0	591	1
17	5321	-	328.1	3048	1
18	5322	-	373.4	2678	1
19	5318	-	574.4	1741	1
20	5318	-	1216.5	822	1
21	5313	-	801.3	1248	0
22	5314	-	488.5	2047	1
23	5313	-	956.0	1046	1
24	5314	-	517.6	1932	1
25	5312	-	1422.5	703	1
26	5326	-	542.0	1845	1
27	5326	-	741.3	1349	1
28	5329	-	881.8	1134	1
29	5327	-	427.4	2340	1
30	5328	-	628.9	1590	1
Detection Percentage (%)					96.667
Limit					60%
Test Result					**Complied**

Type 2 Radar Statistical Performance

Trial #	Test Freq. (MHz)	Pulse Width (us)	PRI (us)	Pulses / Burst	1=Detection 0=No Detection
1	5304	2.6	221	23	1
2	5296	4.6	198	27	1
3	5297	1.1	184	29	1
4	5298	4.8	203	24	1
5	5302	2.4	162	25	0
6	5291	3.4	204	28	1
7	5294	2.3	170	27	1
8	5293	3.5	184	23	1
9	5291	4.9	150	27	1
10	5295	4.6	211	29	0
11	5308	2.9	158	23	1
12	5308	2.6	226	27	1
13	5307	1.6	204	26	1
14	5306	3.9	181	25	1
15	5308	4.6	202	24	1
16	5318	4.1	194	27	0
17	5319	2.3	193	28	0
18	5324	3.9	173	29	1
19	5324	4.3	188	23	1
20	5316	1.5	215	26	1
21	5315	4.9	227	27	1
22	5311	1.1	199	23	1
23	5315	4.5	155	29	1
24	5313	4.0	190	27	1
25	5315	2.4	151	23	1
26	5327	2.5	180	28	1
27	5326	2.5	228	23	1
28	5328	2.5	203	25	1
29	5329	1.5	188	25	1
30	5327	1.9	217	24	1
Detection Percentage (%)					86.667
Limit					60%
Test Result					**Complied**

Type 3 Radar Statistical Performance

Trial #	Test Freq. (MHz)	Pulse Width (us)	PRI (us)	Pulses / Burst	1=Detection 0=No Detection
1	5298	8.0	205	16	1
2	5303	6.7	382	18	1
3	5302	8.6	418	16	1
4	5298	9.4	351	17	1
5	5298	7.4	383	18	0
6	5295	9.8	232	16	1
7	5291	9.1	377	17	1
8	5294	9.6	457	16	1
9	5291	8.0	471	18	0
10	5294	9.0	304	18	1
11	5307	8.0	316	17	1
12	5309	9.8	325	16	0
13	5306	8.0	409	17	1
14	5308	9.9	200	17	1
15	5306	8.8	458	16	1
16	5317	8.0	232	18	1
17	5324	8.3	250	16	0
18	5317	8.7	270	16	1
19	5322	7.7	350	17	1
20	5322	7.1	230	16	1
21	5315	7.3	416	18	1
22	5312	7.6	498	18	0
23	5315	7.3	286	17	1
24	5315	7.3	287	16	1
25	5315	7.5	462	17	1
26	5329	6.2	300	17	0
27	5329	6.4	323	18	1
28	5328	7.1	420	16	1
29	5326	7.2	395	18	1
30	5328	8.4	377	16	1
Detection Percentage (%)					80.000
Limit					60%
Test Result					**Complied**

Type 4 Radar Statistical Performance

Trial #	*Test Freq. (MHz)*	*Pulse Width (us)*	*PRI (us)*	*Pulses / Burst*	*1=Detection 0=No Detection*
1	5303	18.0	242	15	0
2	5300	19.9	279	12	0
3	5299	12.9	487	14	1
4	5300	15.0	452	13	1
5	5296	16.3	230	12	1
6	5294	19.8	238	13	1
7	5292	18.2	420	16	1
8	5295	16.3	452	15	1
9	5292	14.2	495	12	0
10	5294	17.8	228	16	1
11	5308	19.1	211	16	1
12	5309	18.4	283	15	1
13	5309	11.8	411	12	1
14	5308	14.2	284	13	0
15	5309	13.9	202	12	1
16	5318	17.8	340	14	1
17	5323	15.6	290	16	0
18	5324	14.6	250	16	1
19	5319	14.4	484	15	1
20	5322	18.9	387	13	1
21	5311	11.1	348	15	1
22	5314	13.8	291	16	0
23	5315	14.3	295	12	1
24	5315	12.5	300	12	1
25	5315	12.5	322	14	0
26	5326	12.5	383	13	0
27	5325	15.7	322	16	1
28	5328	19.8	469	13	1
29	5326	18.6	406	15	1
30	5325	15.9	238	14	1
Detection Percentage (%)					73.333
Limit					60%
Test Result					**Complied**

Total Type 1~4 Radar Statistical Performance

Radar Type #	Detection Percentage (%)
1	96.667
2	86.667
3	80.000
4	73.333
Aggregate (Radar Types 1-4)	84.167
Limit	80
Test Result	**Complied**

Type 5 Radar Statistical Performance

Center Freq. (MHz)	Low Edge (MHz)	High Edge (MHz)	VSG Freq. (MHz)	Detection
5310	5291	5329		
Trial	Chirp	Offset		
1	11	0	5310.00	1
2	5	0	5310.00	1
3	20	0	5310.00	1
4	13	0	5310.00	1
5	11	0	5310.00	1
6	16	0	5310.00	1
7	11	0	5310.00	1
8	20	0	5310.00	1
9	9	0	5310.00	1
10	15	0	5310.00	1
11	20	11.0	5299.00	1
12	6	16.6	5293.40	1
13	13	13.8	5296.20	1
14	10	15.0	5295.00	1
15	16	12.6	5297.40	1
16	11	14.6	5295.40	1
17	7	16.2	5293.80	1
18	15	13.0	5297.00	1
19	7	16.2	5293.80	1
20	20	11.0	5299.00	1
21	6	16.6	5326.60	1
22	11	14.6	5324.60	1
23	16	12.6	5322.60	1
24	6	16.6	5326.60	1
25	9	15.4	5325.40	1
26	10	15.0	5325.00	1
27	18	11.8	5321.80	1
28	19	11.4	5321.40	1
29	14	13.4	5323.40	1
30	13	13.8	5323.80	1
Total				30
Detection Percentage (%)				100%
Limit				80%
Test Result				**Complied**

Type 6 Radar Statistical Performance

Trial #	Test Freq. (MHz)	Pulses / Hop	Pulse Width (us)	PRI (us)	1=Detection 0=No Detection
1	5310	9	1	333	1
2	5310	9	1	333	1
3	5310	9	1	333	1
4	5310	9	1	333	1
5	5310	9	1	333	1
6	5310	9	1	333	1
7	5310	9	1	333	1
8	5310	9	1	333	1
9	5310	9	1	333	1
10	5310	9	1	333	1
11	5310	9	1	333	1
12	5310	9	1	333	1
13	5310	9	1	333	1
14	5310	9	1	333	1
15	5310	9	1	333	1
16	5310	9	1	333	1
17	5310	9	1	333	1
18	5310	9	1	333	1
19	5310	9	1	333	1
20	5310	9	1	333	1
21	5310	9	1	333	1
22	5310	9	1	333	1
23	5310	9	1	333	1
24	5310	9	1	333	1
25	5310	9	1	333	1
26	5310	9	1	333	1
27	5310	9	1	333	1
28	5310	9	1	333	1
29	5310	9	1	333	1
30	5310	9	1	333	1
Detection Percentage (%)					100.000
Limit					70%
Test Result					**Complied**

Modulation Mode: 802.11be (EHT80)

Type 1 Radar Statistical Performance

Trial #	Test Freq. (MHz)	Pulse Repetition Frequency Number	Pulse Repetition Frequency (Pulse Per Second)	PRI (us)	1=Detection 0=No Detection
1	5254	1	1930.5	518	1
2	5252	23	326.2	3066	1
3	5254	19	1139.0	878	1
4	5254	12	1355.0	738	1
5	5262	4	1730.1	578	1
6	5262	8	1519.8	658	1
7	5264	15	1253.1	798	1
8	5270	6	1618.1	618	1
9	5274	14	1285.3	778	1
10	5266	3	1792.1	558	1
11	5280	13	1319.3	758	1
12	5279	9	1474.9	678	1
13	5276	7	1567.4	638	1
14	5287	17	1193.3	838	1
15	5291	10	1432.7	698	1
16	5286	-	1692.0	591	1
17	5293	-	328.1	3048	1
18	5301	-	373.4	2678	1
19	5303	-	574.4	1741	1
20	5302	-	1216.5	822	1
21	5314	-	801.3	1248	1
22	5308	-	488.5	2047	1
23	5314	-	956.0	1046	1
24	5319	-	517.6	1932	1
25	5323	-	1422.5	703	1
26	5322	-	542.0	1845	1
27	5329	-	741.3	1349	1
28	5327	-	881.8	1134	1
29	5327	-	427.4	2340	1
30	5328	-	628.9	1590	1
Detection Percentage (%)					100.000
Limit					60%
Test Result					**Complied**

Type 2 Radar Statistical Performance

Trial #	Test Freq. (MHz)	Pulse Width (us)	PRI (us)	Pulses / Burst	1=Detection 0=No Detection
1	5251	2.6	221	23	1
2	5252	4.6	198	27	0
3	5254	1.1	184	29	0
4	5253	4.8	203	24	1
5	5255	2.4	162	25	1
6	5264	3.4	204	28	1
7	5258	2.3	170	27	1
8	5271	3.5	184	23	1
9	5269	4.9	150	27	0
10	5273	4.6	211	29	1
11	5285	2.9	158	23	1
12	5275	2.6	226	27	1
13	5276	1.6	204	26	1
14	5288	3.9	181	25	0
15	5292	4.6	202	24	1
16	5292	4.1	194	27	1
17	5290	2.3	193	28	1
18	5298	3.9	173	29	1
19	5298	4.3	188	23	0
20	5297	1.5	215	26	1
21	5309	4.9	227	27	1
22	5314	1.1	199	23	0
23	5307	4.5	155	29	1
24	5320	4.0	190	27	1
25	5322	2.4	151	23	1
26	5319	2.5	180	28	1
27	5329	2.5	228	23	1
28	5327	2.5	203	25	1
29	5328	1.5	188	25	1
30	5326	1.9	217	24	1
Detection Percentage (%)					80.000
Limit					60%
Test Result					**Complied**

Type 3 Radar Statistical Performance

Trial #	Test Freq. (MHz)	Pulse Width (us)	PRI (us)	Pulses / Burst	1=Detection 0=No Detection
1	5251	8.0	205	16	0
2	5251	6.7	382	18	1
3	5254	8.6	418	16	1
4	5251	9.4	351	17	1
5	5263	7.4	383	18	1
6	5263	9.8	232	16	1
7	5263	9.1	377	17	0
8	5274	9.6	457	16	1
9	5266	8.0	471	18	1
10	5267	9.0	304	18	0
11	5277	8.0	316	17	1
12	5275	9.8	325	16	0
13	5285	8.0	409	17	1
14	5291	9.9	200	17	1
15	5287	8.8	458	16	0
16	5286	8.0	232	18	1
17	5292	8.3	250	16	0
18	5300	8.7	270	16	1
19	5298	7.7	350	17	1
20	5299	7.1	230	16	0
21	5314	7.3	416	18	1
22	5309	7.6	498	18	1
23	5314	7.3	286	17	1
24	5321	7.3	287	16	1
25	5319	7.5	462	17	1
26	5321	6.2	300	17	1
27	5328	6.4	323	18	1
28	5326	7.1	420	16	1
29	5327	7.2	395	18	1
30	5328	8.4	377	16	1
Detection Percentage (%)					76.667
Limit					60%
Test Result					**Complied**

Type 4 Radar Statistical Performance

Trial #	*Test Freq. (MHz)*	*Pulse Width (us)*	*PRI (us)*	*Pulses / Burst*	*1=Detection 0=No Detection*
1	5252	18.0	242	15	0
2	5254	19.9	279	12	1
3	5254	12.9	487	14	1
4	5252	15.0	452	13	1
5	5258	16.3	230	12	1
6	5265	19.8	238	13	1
7	5255	18.2	420	16	0
8	5273	16.3	452	15	1
9	5272	14.2	495	12	1
10	5274	17.8	228	16	1
11	5277	19.1	211	16	1
12	5285	18.4	283	15	0
13	5276	11.8	411	12	1
14	5293	14.2	284	13	1
15	5290	13.9	202	12	1
16	5286	17.8	340	14	1
17	5292	15.6	290	16	0
18	5305	14.6	250	16	1
19	5295	14.4	484	15	1
20	5301	18.9	387	13	1
21	5306	11.1	348	15	1
22	5312	13.8	291	16	1
23	5313	14.3	295	12	1
24	5320	12.5	300	12	1
25	5322	12.5	322	14	1
26	5323	12.5	383	13	1
27	5326	15.7	322	16	1
28	5327	19.8	469	13	1
29	5329	18.6	406	15	1
30	5328	15.9	238	14	1
Detection Percentage (%)					86.667
Limit					60%
Test Result					**Complied**

Total Type 1~4 Radar Statistical Performance

Radar Type #	Detection Percentage (%)
1	100.000
2	80.000
3	76.667
4	86.667
Aggregate (Radar Types 1-4)	85.833
Limit	80
Test Result	**Complied**

Type 5 Radar Statistical Performance

Center Freq. (MHz)	Low Edge (MHz)	High Edge (MHz)	VSG Freq. (MHz)	Detection
5290	5251.1	5328.8		
Trial	Chirp	Offset		
1	11	0	5290.00	1
2	5	0	5290.00	1
3	20	0	5290.00	1
4	13	0	5290.00	1
5	11	0	5290.00	1
6	16	0	5290.00	1
7	11	0	5290.00	1
8	20	0	5290.00	1
9	9	0	5290.00	1
10	15	0	5290.00	1
11	20	30.90	5259.10	1
12	6	36.50	5253.50	1
13	13	33.70	5256.30	1
14	10	34.90	5255.10	1
15	16	32.50	5257.50	1
16	11	34.50	5255.50	1
17	7	36.10	5253.90	1
18	15	32.90	5257.10	1
19	7	36.10	5253.90	1
20	20	30.90	5259.10	1
21	6	36.40	5326.40	1
22	11	34.40	5324.40	1
23	16	32.40	5322.40	1
24	6	36.40	5326.40	1
25	9	35.20	5325.20	1
26	10	34.80	5324.80	1
27	18	31.60	5321.60	1
28	19	31.20	5321.20	1
29	14	33.20	5323.20	0
30	13	33.60	5323.60	1
Total				29
Detection Percentage (%)				97%
Limit				80%
Test Result				**Complied**

Type 6 Radar Statistical Performance

Trial #	Test Freq. (MHz)	Pulses / Hop	Pulse Width (us)	PRI (us)	1=Detection 0=No Detection
1	5290	9	1	333	1
2	5290	9	1	333	1
3	5290	9	1	333	1
4	5290	9	1	333	1
5	5290	9	1	333	1
6	5290	9	1	333	1
7	5290	9	1	333	1
8	5290	9	1	333	1
9	5290	9	1	333	1
10	5290	9	1	333	1
11	5290	9	1	333	1
12	5290	9	1	333	1
13	5290	9	1	333	1
14	5290	9	1	333	1
15	5290	9	1	333	1
16	5290	9	1	333	1
17	5290	9	1	333	1
18	5290	9	1	333	1
19	5290	9	1	333	1
20	5290	9	1	333	1
21	5290	9	1	333	1
22	5290	9	1	333	1
23	5290	9	1	333	1
24	5290	9	1	333	1
25	5290	9	1	333	1
26	5290	9	1	333	1
27	5290	9	1	333	1
28	5290	9	1	333	1
29	5290	9	1	333	1
30	5290	9	1	333	1
Detection Percentage (%)					100.000
Limit					70%
Test Result					**Complied**

Modulation Mode: 802.11be (EHT160)

Type 1 Radar Statistical Performance

Trial #	Test Freq. (MHz)	Pulse Repetition Frequency Number	Pulse Repetition Frequency (Pulse Per Second)	PRI (us)	1=Detection 0=No Detection
1	5253	1	1930.5	518	1
2	5251	23	326.2	3066	1
3	5251	19	1139.0	878	1
4	5253	12	1355.0	738	0
5	5260	4	1730.1	578	1
6	5259	8	1519.8	658	1
7	5263	15	1253.1	798	1
8	5274	6	1618.1	618	1
9	5271	14	1285.3	778	1
10	5268	3	1792.1	558	0
11	5285	13	1319.3	758	1
12	5285	9	1474.9	678	0
13	5277	7	1567.4	638	1
14	5291	17	1193.3	838	0
15	5286	10	1432.7	698	1
16	5292	-	1692.0	591	1
17	5294	-	328.1	3048	1
18	5304	-	373.4	2678	1
19	5296	-	574.4	1741	1
20	5303	-	1216.5	822	1
21	5309	-	801.3	1248	1
22	5311	-	488.5	2047	1
23	5308	-	956.0	1046	1
24	5320	-	517.6	1932	1
25	5322	-	1422.5	703	1
26	5325	-	542.0	1845	1
27	5327	-	741.3	1349	1
28	5328	-	881.8	1134	1
29	5328	-	427.4	2340	1
30	5327	-	628.9	1590	1
Detection Percentage (%)					86.667
Limit					60%
Test Result					**Complied**

Type 2 Radar Statistical Performance

Trial #	Test Freq. (MHz)	Pulse Width (us)	PRI (us)	Pulses / Burst	1=Detection 0=No Detection
1	5251	2.6	221	23	0
2	5253	4.6	198	27	1
3	5254	1.1	184	29	1
4	5252	4.8	203	24	1
5	5259	2.4	162	25	1
6	5257	3.4	204	28	1
7	5257	2.3	170	27	1
8	5273	3.5	184	23	1
9	5271	4.9	150	27	1
10	5271	4.6	211	29	1
11	5283	2.9	158	23	1
12	5279	2.6	226	27	1
13	5285	1.6	204	26	0
14	5286	3.9	181	25	1
15	5292	4.6	202	24	1
16	5290	4.1	194	27	1
17	5293	2.3	193	28	1
18	5296	3.9	173	29	1
19	5296	4.3	188	23	1
20	5300	1.5	215	26	1
21	5309	4.9	227	27	1
22	5311	1.1	199	23	1
23	5309	4.5	155	29	1
24	5315	4.0	190	27	1
25	5321	2.4	151	23	1
26	5324	2.5	180	28	1
27	5327	2.5	228	23	1
28	5326	2.5	203	25	1
29	5327	1.5	188	25	1
30	5326	1.9	217	24	0
Detection Percentage (%)					90.000
Limit					60%
Test Result					**Complied**

Type 3 Radar Statistical Performance

Trial #	Test Freq. (MHz)	Pulse Width (us)	PRI (us)	Pulses / Burst	1=Detection 0=No Detection
1	5253	8.0	205	16	0
2	5252	6.7	382	18	1
3	5254	8.6	418	16	0
4	5254	9.4	351	17	1
5	5264	7.4	383	18	1
6	5260	9.8	232	16	0
7	5264	9.1	377	17	1
8	5269	9.6	457	16	1
9	5270	8.0	471	18	1
10	5269	9.0	304	18	1
11	5279	8.0	316	17	0
12	5283	9.8	325	16	1
13	5282	8.0	409	17	1
14	5290	9.9	200	17	1
15	5292	8.8	458	16	0
16	5286	8.0	232	18	1
17	5290	8.3	250	16	1
18	5296	8.7	270	16	1
19	5304	7.7	350	17	0
20	5301	7.1	230	16	0
21	5309	7.3	416	18	0
22	5306	7.6	498	18	1
23	5308	7.3	286	17	1
24	5319	7.3	287	16	1
25	5320	7.5	462	17	1
26	5318	6.2	300	17	0
27	5328	6.4	323	18	1
28	5326	7.1	420	16	1
29	5327	7.2	395	18	0
30	5327	8.4	377	16	1
Detection Percentage (%)					66.667
Limit					60%
Test Result					**Complied**

Type 4 Radar Statistical Performance

Trial #	*Test Freq. (MHz)*	*Pulse Width (us)*	*PRI (us)*	*Pulses / Burst*	*1=Detection 0=No Detection*
1	5254	18.0	242	15	0
2	5254	19.9	279	12	1
3	5252	12.9	487	14	1
4	5252	15.0	452	13	1
5	5265	16.3	230	12	1
6	5262	19.8	238	13	1
7	5261	18.2	420	16	0
8	5266	16.3	452	15	1
9	5274	14.2	495	12	1
10	5266	17.8	228	16	1
11	5283	19.1	211	16	0
12	5280	18.4	283	15	1
13	5277	11.8	411	12	1
14	5293	14.2	284	13	1
15	5286	13.9	202	12	0
16	5294	17.8	340	14	0
17	5286	15.6	290	16	1
18	5297	14.6	250	16	1
19	5305	14.4	484	15	1
20	5299	18.9	387	13	1
21	5309	11.1	348	15	1
22	5310	13.8	291	16	1
23	5313	14.3	295	12	1
24	5321	12.5	300	12	1
25	5319	12.5	322	14	1
26	5315	12.5	383	13	1
27	5327	15.7	322	16	1
28	5326	19.8	469	13	1
29	5327	18.6	406	15	1
30	5328	15.9	238	14	1
Detection Percentage (%)					83.333
Limit					60%
Test Result					**Complied**

Total Type 1~4 Radar Statistical Performance

Radar Type #	Detection Percentage (%)
1	86.667
2	90.000
3	66.667
4	83.333
Aggregate (Radar Types 1-4)	81.667
Limit	80
Test Result	**Complied**

Type 5 Radar Statistical Performance

Center Freq. (MHz)	Low Edge (MHz)	High Edge (MHz)	VSG Freq. (MHz)	Detection
5290	5251.5	5328.5		
Trial	Chirp	Offset		
1	11	0	5290.00	1
2	5	0	5290.00	1
3	20	0	5290.00	1
4	13	0	5290.00	1
5	11	0	5290.00	1
6	16	0	5290.00	1
7	11	0	5290.00	1
8	20	0	5290.00	1
9	9	0	5290.00	1
10	15	0	5290.00	1
11	20	30.50	5320.50	1
12	6	36.10	5326.10	1
13	13	33.30	5323.30	1
14	10	34.50	5324.50	1
15	16	32.10	5322.10	1
16	11	34.10	5324.10	1
17	7	35.70	5325.70	1
18	15	32.50	5322.50	1
19	7	35.70	5325.70	1
20	20	30.50	5320.50	1
21	6	36.10	5326.10	1
22	11	34.10	5324.10	1
23	16	32.10	5322.10	1
24	6	36.10	5326.10	1
25	9	34.90	5324.90	1
26	10	34.50	5324.50	1
27	18	31.30	5321.30	1
28	19	30.90	5320.90	1
29	14	32.90	5322.90	1
30	13	33.30	5323.30	1
Total				30
Detection Percentage (%)				100%
Limit				80%
Test Result				**Complied**

Type 6 Radar Statistical Performance

Trial #	Test Freq. (MHz)	Pulses / Hop	Pulse Width (us)	PRI (us)	1=Detection 0=No Detection
1	5250	9	1	333	1
2	5250	9	1	333	1
3	5250	9	1	333	1
4	5250	9	1	333	1
5	5250	9	1	333	1
6	5250	9	1	333	1
7	5250	9	1	333	1
8	5250	9	1	333	0
9	5250	9	1	333	1
10	5250	9	1	333	1
11	5250	9	1	333	1
12	5250	9	1	333	1
13	5250	9	1	333	0
14	5250	9	1	333	1
15	5250	9	1	333	1
16	5250	9	1	333	1
17	5250	9	1	333	1
18	5250	9	1	333	1
19	5250	9	1	333	1
20	5250	9	1	333	1
21	5250	9	1	333	1
22	5250	9	1	333	1
23	5250	9	1	333	1
24	5250	9	1	333	1
25	5250	9	1	333	1
26	5250	9	1	333	1
27	5250	9	1	333	1
28	5250	9	1	333	1
29	5250	9	1	333	1
30	5250	9	1	333	1
Detection Percentage (%)					93.333
Limit					70%
Test Result					**Complied**

3.6.7 Test Result of Statistical Performance Check_Meraki FW_Band 3

Modulation Mode: 802.11be (EHT20)

Type 1 Radar Statistical Performance

Trial #	Test Freq. (MHz)	Pulse Repetition Frequency Number	Pulse Repetition Frequency (Pulse Per Second)	PRI (us)	1=Detection 0=No Detection
1	5500	1	1930.5	518	1
2	5503	23	326.2	3066	1
3	5504	19	1139.0	878	1
4	5504	12	1355.0	738	1
5	5501	4	1730.1	578	1
6	5497	8	1519.8	658	1
7	5499	15	1253.1	798	1
8	5496	6	1618.1	618	1
9	5503	14	1285.3	778	1
10	5503	3	1792.1	558	1
11	5495	13	1319.3	758	1
12	5493	9	1474.9	678	1
13	5495	7	1567.4	638	1
14	5494	17	1193.3	838	1
15	5492	10	1432.7	698	1
16	5491	-	1692.0	591	1
17	5491	-	328.1	3048	1
18	5492	-	373.4	2678	1
19	5491	-	574.4	1741	1
20	5495	-	1216.5	822	1
21	5507	-	801.3	1248	1
22	5506	-	488.5	2047	1
23	5506	-	956.0	1046	1
24	5507	-	517.6	1932	1
25	5509	-	1422.5	703	1
26	5509	-	542.0	1845	1
27	5506	-	741.3	1349	1
28	5507	-	881.8	1134	1
29	5507	-	427.4	2340	1
30	5508	-	628.9	1590	1
Detection Percentage (%)					100.000
Limit					60%
Test Result					**Complied**

Type 2 Radar Statistical Performance

Trial #	Test Freq. (MHz)	Pulse Width (us)	PRI (us)	Pulses / Burst	1=Detection 0=No Detection
1	5498	2.6	221	23	0
2	5500	4.6	198	27	1
3	5504	1.1	184	29	1
4	5497	4.8	203	24	1
5	5501	2.4	162	25	1
6	5504	3.4	204	28	0
7	5503	2.3	170	27	1
8	5501	3.5	184	23	1
9	5503	4.9	150	27	1
10	5497	4.6	211	29	1
11	5491	2.9	158	23	1
12	5493	2.6	226	27	1
13	5494	1.6	204	26	1
14	5493	3.9	181	25	1
15	5494	4.6	202	24	1
16	5492	4.1	194	27	1
17	5494	2.3	193	28	1
18	5495	3.9	173	29	1
19	5494	4.3	188	23	1
20	5495	1.5	215	26	1
21	5508	4.9	227	27	1
22	5508	1.1	199	23	1
23	5506	4.5	155	29	1
24	5506	4.0	190	27	1
25	5507	2.4	151	23	1
26	5507	2.5	180	28	1
27	5507	2.5	228	23	1
28	5507	2.5	203	25	1
29	5509	1.5	188	25	1
30	5509	1.9	217	24	1
Detection Percentage (%)					93.333
Limit					60%
Test Result					**Complied**

Type 3 Radar Statistical Performance

Trial #	Test Freq. (MHz)	Pulse Width (us)	PRI (us)	Pulses / Burst	1=Detection ; 0=No Detection
1	5497	8.0	205	16	0
2	5500	6.7	382	18	1
3	5497	8.6	418	16	1
4	5499	9.4	351	17	1
5	5499	7.4	383	18	1
6	5504	9.8	232	16	0
7	5498	9.1	377	17	1
8	5497	9.6	457	16	1
9	5496	8.0	471	18	1
10	5496	9.0	304	18	1
11	5492	8.0	316	17	0
12	5495	9.8	325	16	0
13	5492	8.0	409	17	1
14	5494	9.9	200	17	1
15	5491	8.8	458	16	1
16	5494	8.0	232	18	1
17	5495	8.3	250	16	1
18	5495	8.7	270	16	1
19	5493	7.7	350	17	1
20	5494	7.1	230	16	1
21	5507	7.3	416	18	1
22	5508	7.6	498	18	1
23	5506	7.3	286	17	1
24	5506	7.3	287	16	1
25	5506	7.5	462	17	1
26	5508	6.2	300	17	1
27	5508	6.4	323	18	1
28	5509	7.1	420	16	1
29	5509	7.2	395	18	1
30	5507	8.4	377	16	1
Detection Percentage (%)					86.667
Limit					60%
Test Result					**Complied**

Type 4 Radar Statistical Performance

Trial #	*Test Freq. (MHz)*	*Pulse Width (us)*	*PRI (us)*	*Pulses / Burst*	*1=Detection 0=No Detection*
1	5502	18.0	242	15	0
2	5500	19.9	279	12	1
3	5497	12.9	487	14	1
4	5497	15.0	452	13	1
5	5504	16.3	230	12	1
6	5504	19.8	238	13	0
7	5498	18.2	420	16	1
8	5499	16.3	452	15	1
9	5500	14.2	495	12	0
10	5504	17.8	228	16	0
11	5495	19.1	211	16	1
12	5494	18.4	283	15	1
13	5495	11.8	411	12	1
14	5495	14.2	284	13	1
15	5491	13.9	202	12	1
16	5492	17.8	340	14	0
17	5492	15.6	290	16	1
18	5494	14.6	250	16	1
19	5495	14.4	484	15	1
20	5495	18.9	387	13	1
21	5509	11.1	348	15	0
22	5509	13.8	291	16	0
23	5508	14.3	295	12	1
24	5507	12.5	300	12	1
25	5508	12.5	322	14	1
26	5508	12.5	383	13	1
27	5508	15.7	322	16	1
28	5509	19.8	469	13	1
29	5508	18.6	406	15	1
30	5509	15.9	238	14	1
Detection Percentage (%)					76.667
Limit					60%
Test Result					**Complied**

Total Type 1~4 Radar Statistical Performance

Radar Type #	Detection Percentage (%)
1	100.000
2	93.333
3	86.667
4	76.667
Aggregate (Radar Types 1-4)	89.167
Limit	80
Test Result	**Complied**

Type 5 Radar Statistical Performance

Center Freq. (MHz)	Low Edge (MHz)	High Edge (MHz)	VSG Freq. (MHz)	Detection
5500	5490	5510		
Trial	Chirp	Offset		
1	11	0	5500.00	1
2	5	0	5500.00	1
3	20	0	5500.00	1
4	13	0	5500.00	1
5	11	0	5500.00	1
6	16	0	5500.00	1
7	11	0	5500.00	1
8	20	0	5500.00	1
9	9	0	5500.00	1
10	15	0	5500.00	1
11	20	2.00	5498.00	1
12	6	7.60	5492.40	1
13	13	4.80	5495.20	1
14	10	6.00	5494.00	1
15	16	3.60	5496.40	1
16	11	5.60	5494.40	1
17	7	7.20	5492.80	1
18	15	4.00	5496.00	1
19	7	7.20	5492.80	1
20	20	2.00	5498.00	1
21	6	7.60	5507.60	1
22	11	5.60	5505.60	1
23	16	3.60	5503.60	1
24	6	7.60	5507.60	1
25	9	6.40	5506.40	1
26	10	6.00	5506.00	1
27	18	2.80	5502.80	1
28	19	2.40	5502.40	1
29	14	4.40	5504.40	1
30	13	4.80	5504.80	1
Total				30
Detection Percentage (%)				100%
Limit				80%
Test Result				**Complied**

Type 6 Radar Statistical Performance

Trial #	Test Freq. (MHz)	Pulses / Hop	Pulse Width (us)	PRI (us)	1=Detection 0=No Detection
1	5500	9	1	333	1
2	5500	9	1	333	1
3	5500	9	1	333	1
4	5500	9	1	333	1
5	5500	9	1	333	1
6	5500	9	1	333	1
7	5500	9	1	333	1
8	5500	9	1	333	1
9	5500	9	1	333	1
10	5500	9	1	333	1
11	5500	9	1	333	1
12	5500	9	1	333	1
13	5500	9	1	333	1
14	5500	9	1	333	1
15	5500	9	1	333	1
16	5500	9	1	333	1
17	5500	9	1	333	1
18	5500	9	1	333	1
19	5500	9	1	333	1
20	5500	9	1	333	1
21	5500	9	1	333	1
22	5500	9	1	333	1
23	5500	9	1	333	1
24	5500	9	1	333	1
25	5500	9	1	333	1
26	5500	9	1	333	1
27	5500	9	1	333	1
28	5500	9	1	333	1
29	5500	9	1	333	1
30	5500	9	1	333	1
Detection Percentage (%)					100.000
Limit					70%
Test Result					**Complied**

Modulation Mode: 802.11be (EHT40)

Type 1 Radar Statistical Performance

Trial #	Test Freq. (MHz)	Pulse Repetition Frequency Number	Pulse Repetition Frequency (Pulse Per Second)	PRI (us)	1=Detection 0=No Detection
1	5499	1	1930.5	518	1
2	5502	23	326.2	3066	1
3	5503	19	1139.0	878	1
4	5503	12	1355.0	738	1
5	5496	4	1730.1	578	1
6	5494	8	1519.8	658	1
7	5495	15	1253.1	798	1
8	5495	6	1618.1	618	1
9	5494	14	1285.3	778	1
10	5494	3	1792.1	558	1
11	5509	13	1319.3	758	1
12	5507	9	1474.9	678	1
13	5508	7	1567.4	638	1
14	5506	17	1193.3	838	1
15	5508	10	1432.7	698	1
16	5516	-	1692.0	591	1
17	5521	-	328.1	3048	1
18	5517	-	373.4	2678	1
19	5520	-	574.4	1741	1
20	5517	-	1216.5	822	1
21	5512	-	801.3	1248	1
22	5513	-	488.5	2047	1
23	5512	-	956.0	1046	1
24	5512	-	517.6	1932	1
25	5512	-	1422.5	703	1
26	5525	-	542.0	1845	1
27	5526	-	741.3	1349	1
28	5525	-	881.8	1134	1
29	5527	-	427.4	2340	1
30	5526	-	628.9	1590	1
Detection Percentage (%)					100.000
Limit					60%
Test Result					**Complied**

Type 2 Radar Statistical Performance

Trial #	Test Freq. (MHz)	Pulse Width (us)	PRI (us)	Pulses / Burst	1=Detection 0=No Detection
1	5498	2.6	221	23	0
2	5496	4.6	198	27	1
3	5503	1.1	184	29	1
4	5500	4.8	203	24	1
5	5502	2.4	162	25	1
6	5493	3.4	204	28	1
7	5493	2.3	170	27	0
8	5491	3.5	184	23	0
9	5492	4.9	150	27	1
10	5491	4.6	211	29	1
11	5507	2.9	158	23	1
12	5508	2.6	226	27	1
13	5509	1.6	204	26	1
14	5506	3.9	181	25	1
15	5508	4.6	202	24	1
16	5522	4.1	194	27	1
17	5523	2.3	193	28	1
18	5523	3.9	173	29	1
19	5521	4.3	188	23	1
20	5522	1.5	215	26	1
21	5513	4.9	227	27	1
22	5512	1.1	199	23	1
23	5513	4.5	155	29	1
24	5513	4.0	190	27	1
25	5511	2.4	151	23	1
26	5529	2.5	180	28	1
27	5526	2.5	228	23	1
28	5525	2.5	203	25	0
29	5529	1.5	188	25	1
30	5527	1.9	217	24	0
Detection Percentage (%)					83.333
Limit					60%
Test Result					**Complied**

Type 3 Radar Statistical Performance

Trial #	Test Freq. (MHz)	Pulse Width (us)	PRI (us)	Pulses / Burst	1=Detection 0=No Detection
1	5497	8.0	205	16	0
2	5504	6.7	382	18	1
3	5496	8.6	418	16	1
4	5496	9.4	351	17	1
5	5502	7.4	383	18	0
6	5493	9.8	232	16	0
7	5491	9.1	377	17	1
8	5491	9.6	457	16	1
9	5495	8.0	471	18	1
10	5491	9.0	304	18	1
11	5509	8.0	316	17	1
12	5506	9.8	325	16	1
13	5509	8.0	409	17	0
14	5506	9.9	200	17	1
15	5507	8.8	458	16	1
16	5519	8.0	232	18	1
17	5521	8.3	250	16	1
18	5520	8.7	270	16	1
19	5521	7.7	350	17	1
20	5518	7.1	230	16	0
21	5514	7.3	416	18	1
22	5514	7.6	498	18	1
23	5512	7.3	286	17	1
24	5514	7.3	287	16	0
25	5515	7.5	462	17	1
26	5528	6.2	300	17	1
27	5527	6.4	323	18	1
28	5528	7.1	420	16	1
29	5525	7.2	395	18	0
30	5525	8.4	377	16	1
Detection Percentage (%)					76.667
Limit					60%
Test Result					**Complied**

Type 4 Radar Statistical Performance

Trial #	*Test Freq. (MHz)*	*Pulse Width (us)*	*PRI (us)*	*Pulses / Burst*	*1=Detection 0=No Detection*
1	5501	18.0	242	15	1
2	5502	19.9	279	12	1
3	5504	12.9	487	14	1
4	5504	15.0	452	13	1
5	5497	16.3	230	12	1
6	5493	19.8	238	13	1
7	5495	18.2	420	16	1
8	5493	16.3	452	15	1
9	5493	14.2	495	12	1
10	5494	17.8	228	16	1
11	5508	19.1	211	16	1
12	5508	18.4	283	15	1
13	5507	11.8	411	12	1
14	5507	14.2	284	13	1
15	5509	13.9	202	12	1
16	5519	17.8	340	14	1
17	5522	15.6	290	16	1
18	5520	14.6	250	16	0
19	5518	14.4	484	15	1
20	5519	18.9	387	13	1
21	5512	11.1	348	15	1
22	5515	13.8	291	16	1
23	5512	14.3	295	12	1
24	5512	12.5	300	12	1
25	5515	12.5	322	14	1
26	5529	12.5	383	13	1
27	5526	15.7	322	16	1
28	5529	19.8	469	13	1
29	5527	18.6	406	15	1
30	5529	15.9	238	14	1
Detection Percentage (%)					96.667
Limit					60%
Test Result					**Complied**

Total Type 1~4 Radar Statistical Performance

Radar Type #	Detection Percentage (%)
1	100.000
2	83.333
3	76.667
4	96.667
Aggregate (Radar Types 1-4)	89.167
Limit	80
Test Result	**Complied**

Type 5 Radar Statistical Performance

Center Freq. (MHz)	Low Edge (MHz)	High Edge (MHz)	VSG Freq. (MHz)	Detection
5510	5491	5529		
Trial	Chirp	Offset		
1	11	0	5510.00	1
2	5	0	5510.00	1
3	20	0	5510.00	1
4	13	0	5510.00	1
5	11	0	5510.00	1
6	16	0	5510.00	1
7	11	0	5510.00	1
8	20	0	5510.00	1
9	9	0	5510.00	1
10	15	0	5510.00	1
11	20	11.0	5499.00	1
12	6	16.6	5493.40	1
13	13	13.8	5496.20	1
14	10	15.0	5495.00	1
15	16	12.6	5497.40	1
16	11	14.6	5495.40	1
17	7	16.2	5493.80	1
18	15	13.0	5497.00	1
19	7	16.2	5493.80	1
20	20	11.0	5499.00	1
21	6	16.6	5526.60	1
22	11	14.6	5524.60	1
23	16	12.6	5522.60	1
24	6	16.6	5526.60	1
25	9	15.4	5525.40	1
26	10	15.0	5525.00	1
27	18	11.8	5521.80	1
28	19	11.4	5521.40	1
29	14	13.4	5523.40	1
30	13	13.8	5523.80	1
Total				30
Detection Percentage (%)				100%
Limit				80%
Test Result				**Complied**

Type 6 Radar Statistical Performance

Trial #	Test Freq. (MHz)	Pulses / Hop	Pulse Width (us)	PRI (us)	1=Detection 0=No Detection
1	5510	9	1	333	1
2	5510	9	1	333	1
3	5510	9	1	333	1
4	5510	9	1	333	1
5	5510	9	1	333	1
6	5510	9	1	333	1
7	5510	9	1	333	1
8	5510	9	1	333	1
9	5510	9	1	333	1
10	5510	9	1	333	1
11	5510	9	1	333	1
12	5510	9	1	333	1
13	5510	9	1	333	1
14	5510	9	1	333	1
15	5510	9	1	333	1
16	5510	9	1	333	1
17	5510	9	1	333	1
18	5510	9	1	333	1
19	5510	9	1	333	1
20	5510	9	1	333	1
21	5510	9	1	333	1
22	5510	9	1	333	1
23	5510	9	1	333	1
24	5510	9	1	333	1
25	5510	9	1	333	1
26	5510	9	1	333	1
27	5510	9	1	333	1
28	5510	9	1	333	1
29	5510	9	1	333	1
30	5510	9	1	333	1
Detection Percentage (%)					100.000
Limit					70%
Test Result					**Complied**

Modulation Mode: 802.11be (EHT80)

Type 1 Radar Statistical Performance

Trial #	Test Freq. (MHz)	Pulse Repetition Frequency Number	Pulse Repetition Frequency (Pulse Per Second)	PRI (us)	1=Detection 0=No Detection
1	5492	1	1930.5	518	1
2	5493	23	326.2	3066	1
3	5491	19	1139.0	878	1
4	5493	12	1355.0	738	1
5	5501	4	1730.1	578	1
6	5505	8	1519.8	658	1
7	5496	15	1253.1	798	1
8	5512	6	1618.1	618	1
9	5507	14	1285.3	778	1
10	5509	3	1792.1	558	1
11	5520	13	1319.3	758	1
12	5518	9	1474.9	678	1
13	5515	7	1567.4	638	1
14	5533	17	1193.3	838	1
15	5527	10	1432.7	698	1
16	5528	-	1692.0	591	1
17	5527	-	328.1	3048	1
18	5545	-	373.4	2678	1
19	5542	-	574.4	1741	1
20	5542	-	1216.5	822	1
21	5549	-	801.3	1248	1
22	5553	-	488.5	2047	1
23	5546	-	956.0	1046	1
24	5559	-	517.6	1932	1
25	5558	-	1422.5	703	1
26	5563	-	542.0	1845	1
27	5566	-	741.3	1349	1
28	5569	-	881.8	1134	1
29	5567	-	427.4	2340	1
30	5568	-	628.9	1590	1
Detection Percentage (%)					100.000
Limit					60%
Test Result					**Complied**

Type 2 Radar Statistical Performance

Trial #	Test Freq. (MHz)	Pulse Width (us)	PRI (us)	Pulses / Burst	1=Detection 0=No Detection
1	5493	2.6	221	23	1
2	5491	4.6	198	27	1
3	5494	1.1	184	29	0
4	5494	4.8	203	24	1
5	5495	2.4	162	25	1
6	5500	3.4	204	28	1
7	5505	2.3	170	27	1
8	5509	3.5	184	23	1
9	5513	4.9	150	27	1
10	5514	4.6	211	29	1
11	5521	2.9	158	23	1
12	5524	2.6	226	27	1
13	5515	1.6	204	26	1
14	5531	3.9	181	25	1
15	5528	4.6	202	24	1
16	5530	4.1	194	27	1
17	5534	2.3	193	28	1
18	5541	3.9	173	29	1
19	5538	4.3	188	23	1
20	5540	1.5	215	26	1
21	5551	4.9	227	27	1
22	5552	1.1	199	23	1
23	5551	4.5	155	29	1
24	5558	4.0	190	27	1
25	5562	2.4	151	23	1
26	5564	2.5	180	28	1
27	5569	2.5	228	23	1
28	5569	2.5	203	25	1
29	5566	1.5	188	25	1
30	5566	1.9	217	24	1
Detection Percentage (%)					96.667
Limit					60%
Test Result					**Complied**

Type 3 Radar Statistical Performance

Trial #	Test Freq. (MHz)	Pulse Width (us)	PRI (us)	Pulses / Burst	1=Detection 0=No Detection
1	5492	8.0	205	16	1
2	5492	6.7	382	18	1
3	5491	8.6	418	16	1
4	5491	9.4	351	17	1
5	5499	7.4	383	18	0
6	5498	9.8	232	16	1
7	5502	9.1	377	17	1
8	5507	9.6	457	16	1
9	5507	8.0	471	18	1
10	5514	9.0	304	18	1
11	5516	8.0	316	17	1
12	5523	9.8	325	16	0
13	5525	8.0	409	17	1
14	5529	9.9	200	17	1
15	5528	8.8	458	16	1
16	5529	8.0	232	18	1
17	5526	8.3	250	16	1
18	5542	8.7	270	16	1
19	5543	7.7	350	17	1
20	5540	7.1	230	16	1
21	5546	7.3	416	18	1
22	5550	7.6	498	18	1
23	5554	7.3	286	17	1
24	5555	7.3	287	16	1
25	5556	7.5	462	17	1
26	5557	6.2	300	17	1
27	5567	6.4	323	18	1
28	5569	7.1	420	16	1
29	5568	7.2	395	18	1
30	5569	8.4	377	16	1
Detection Percentage (%)					93.333
Limit					60%
Test Result					**Complied**

Type 4 Radar Statistical Performance

Trial #	*Test Freq. (MHz)*	*Pulse Width (us)*	*PRI (us)*	*Pulses / Burst*	*1=Detection 0=No Detection*
1	5491	18.0	242	15	0
2	5493	19.9	279	12	1
3	5491	12.9	487	14	1
4	5493	15.0	452	13	1
5	5501	16.3	230	12	1
6	5501	19.8	238	13	1
7	5502	18.2	420	16	1
8	5513	16.3	452	15	0
9	5509	14.2	495	12	1
10	5513	17.8	228	16	1
11	5517	19.1	211	16	1
12	5518	18.4	283	15	1
13	5522	11.8	411	12	0
14	5530	14.2	284	13	0
15	5532	13.9	202	12	1
16	5527	17.8	340	14	1
17	5529	15.6	290	16	1
18	5536	14.6	250	16	1
19	5543	14.4	484	15	0
20	5542	18.9	387	13	1
21	5551	11.1	348	15	1
22	5546	13.8	291	16	1
23	5550	14.3	295	12	0
24	5558	12.5	300	12	1
25	5561	12.5	322	14	1
26	5563	12.5	383	13	0
27	5565	15.7	322	16	1
28	5566	19.8	469	13	1
29	5567	18.6	406	15	0
30	5568	15.9	238	14	1
Detection Percentage (%)					73.333
Limit					60%
Test Result					**Complied**

Total Type 1~4 Radar Statistical Performance

Radar Type #	Detection Percentage (%)
1	100.000
2	96.667
3	93.333
4	73.333
Aggregate (Radar Types 1-4)	90.833
Limit	80
Test Result	Complied

Type 5 Radar Statistical Performance

Center Freq. (MHz)	Low Edge (MHz)	High Edge (MHz)	VSG Freq. (MHz)	Detection
5530	5491	5569		
Trial	Chirp	Offset		
1	11	0	5530.00	1
2	5	0	5530.00	1
3	20	0	5530.00	1
4	13	0	5530.00	1
5	11	0	5530.00	1
6	16	0	5530.00	1
7	11	0	5530.00	1
8	20	0	5530.00	1
9	9	0	5530.00	1
10	15	0	5530.00	1
11	20	31.00	5499.00	1
12	6	36.60	5493.40	1
13	13	33.80	5496.20	1
14	10	35.00	5495.00	1
15	16	32.60	5497.40	1
16	11	34.60	5495.40	1
17	7	36.20	5493.80	1
18	15	33.00	5497.00	1
19	7	36.20	5493.80	1
20	20	31.00	5499.00	1
21	6	36.60	5566.60	1
22	11	34.60	5564.60	1
23	16	32.60	5562.60	1
24	6	36.60	5566.60	1
25	9	35.40	5565.40	1
26	10	35.00	5565.00	1
27	18	31.80	5561.80	1
28	19	31.40	5561.40	1
29	14	33.40	5563.40	1
30	13	33.80	5563.80	1
Total				30
Detection Percentage (%)				100%
Limit				80%
Test Result				**Complied**

Type 6 Radar Statistical Performance

Trial #	Test Freq. (MHz)	Pulses / Hop	Pulse Width (us)	PRI (us)	1=Detection 0=No Detection
1	5530	9	1	333	1
2	5530	9	1	333	1
3	5530	9	1	333	1
4	5530	9	1	333	1
5	5530	9	1	333	1
6	5530	9	1	333	1
7	5530	9	1	333	1
8	5530	9	1	333	1
9	5530	9	1	333	1
10	5530	9	1	333	1
11	5530	9	1	333	1
12	5530	9	1	333	1
13	5530	9	1	333	1
14	5530	9	1	333	1
15	5530	9	1	333	1
16	5530	9	1	333	1
17	5530	9	1	333	1
18	5530	9	1	333	1
19	5530	9	1	333	1
20	5530	9	1	333	1
21	5530	9	1	333	1
22	5530	9	1	333	1
23	5530	9	1	333	1
24	5530	9	1	333	1
25	5530	9	1	333	1
26	5530	9	1	333	1
27	5530	9	1	333	1
28	5530	9	1	333	1
29	5530	9	1	333	1
30	5530	9	1	333	1
Detection Percentage (%)					100.000
Limit					70%
Test Result					**Complied**

Modulation Mode: 802.11be (EHT160)

Type 1 Radar Statistical Performance

Trial #	Test Freq. (MHz)	Pulse Repetition Frequency Number	Pulse Repetition Frequency (Pulse Per Second)	PRI (us)	1=Detection 0=No Detection
1	5492	1	1930.5	518	1
2	5505	23	326.2	3066	1
3	5494	19	1139.0	878	1
4	5513	12	1355.0	738	1
5	5520	4	1730.1	578	1
6	5512	8	1519.8	658	1
7	5530	15	1253.1	798	1
8	5534	6	1618.1	618	1
9	5522	14	1285.3	778	1
10	5550	3	1792.1	558	1
11	5549	13	1319.3	758	1
12	5552	9	1474.9	678	1
13	5559	7	1567.4	638	1
14	5554	17	1193.3	838	1
15	5554	10	1432.7	698	1
16	5575	-	1692.0	591	1
17	5580	-	328.1	3048	1
18	5573	-	373.4	2678	1
19	5593	-	574.4	1741	1
20	5592	-	1216.5	822	1
21	5591	-	801.3	1248	1
22	5613	-	488.5	2047	1
23	5613	-	956.0	1046	1
24	5606	-	517.6	1932	1
25	5628	-	1422.5	703	1
26	5634	-	542.0	1845	1
27	5630	-	741.3	1349	1
28	5649	-	881.8	1134	1
29	5641	-	427.4	2340	1
30	5639	-	628.9	1590	1
Detection Percentage (%)					100.000
Limit					60%
Test Result					**Complied**

Type 2 Radar Statistical Performance

Trial #	Test Freq. (MHz)	Pulse Width (us)	PRI (us)	Pulses / Burst	1=Detection 0=No Detection
1	5491	2.6	221	23	1
2	5497	4.6	198	27	1
3	5505	1.1	184	29	1
4	5518	4.8	203	24	1
5	5508	2.4	162	25	1
6	5514	3.4	204	28	1
7	5525	2.3	170	27	0
8	5526	3.5	184	23	0
9	5530	4.9	150	27	1
10	5547	4.6	211	29	1
11	5542	2.9	158	23	1
12	5548	2.6	226	27	1
13	5561	1.6	204	26	1
14	5567	3.9	181	25	0
15	5565	4.6	202	24	1
16	5582	4.1	194	27	1
17	5577	2.3	193	28	1
18	5573	3.9	173	29	1
19	5586	4.3	188	23	1
20	5589	1.5	215	26	1
21	5591	4.9	227	27	1
22	5614	1.1	199	23	1
23	5614	4.5	155	29	1
24	5607	4.0	190	27	1
25	5621	2.4	151	23	1
26	5624	2.5	180	28	1
27	5631	2.5	228	23	1
28	5640	2.5	203	25	1
29	5638	1.5	188	25	1
30	5649	1.9	217	24	1
Detection Percentage (%)					90.000
Limit					60%
Test Result					**Complied**

Type 3 Radar Statistical Performance

Trial #	Test Freq. (MHz)	Pulse Width (us)	PRI (us)	Pulses / Burst	1=Detection 0=No Detection
1	5495	8.0	205	16	0
2	5491	6.7	382	18	1
3	5490	8.6	418	16	1
4	5514	9.4	351	17	1
5	5522	7.4	383	18	1
6	5522	9.8	232	16	1
7	5536	9.1	377	17	0
8	5538	9.6	457	16	1
9	5529	8.0	471	18	1
10	5550	9.0	304	18	1
11	5545	8.0	316	17	1
12	5538	9.8	325	16	0
13	5554	8.0	409	17	1
14	5568	9.9	200	17	1
15	5555	8.8	458	16	1
16	5573	8.0	232	18	0
17	5570	8.3	250	16	1
18	5572	8.7	270	16	1
19	5592	7.7	350	17	1
20	5600	7.1	230	16	0
21	5586	7.3	416	18	0
22	5615	7.6	498	18	1
23	5617	7.3	286	17	1
24	5612	7.3	287	16	0
25	5623	7.5	462	17	0
26	5622	6.2	300	17	0
27	5622	6.4	323	18	1
28	5636	7.1	420	16	1
29	5644	7.2	395	18	1
30	5642	8.4	377	16	1
Detection Percentage (%)					70.000
Limit					60%
Test Result					**Complied**

Type 4 Radar Statistical Performance

Trial #	*Test Freq. (MHz)*	*Pulse Width (us)*	*PRI (us)*	*Pulses / Burst*	*1=Detection 0=No Detection*
1	5504	18.0	242	15	0
2	5505	19.9	279	12	1
3	5497	12.9	487	14	1
4	5512	15.0	452	13	1
5	5516	16.3	230	12	1
6	5510	19.8	238	13	1
7	5524	18.2	420	16	1
8	5527	16.3	452	15	1
9	5525	14.2	495	12	0
10	5554	17.8	228	16	1
11	5552	19.1	211	16	1
12	5550	18.4	283	15	1
13	5556	11.8	411	12	1
14	5562	14.2	284	13	1
15	5557	13.9	202	12	1
16	5586	17.8	340	14	1
17	5585	15.6	290	16	0
18	5575	14.6	250	16	0
19	5590	14.4	484	15	1
20	5595	18.9	387	13	1
21	5597	11.1	348	15	1
22	5610	13.8	291	16	1
23	5605	14.3	295	12	1
24	5616	12.5	300	12	0
25	5619	12.5	322	14	1
26	5634	12.5	383	13	1
27	5627	15.7	322	16	1
28	5636	19.8	469	13	1
29	5634	18.6	406	15	0
30	5649	15.9	238	14	1
Detection Percentage (%)					80.000
Limit					60%
Test Result					**Complied**

Total Type 1~4 Radar Statistical Performance

Radar Type #	Detection Percentage (%)
1	100.000
2	90.000
3	70.000
4	80.000
Aggregate (Radar Types 1-4)	85.000
Limit	80
Test Result	**Complied**

Type 5 Radar Statistical Performance

Center Freq. (MHz)	Low Edge (MHz)	High Edge (MHz)	VSG Freq. (MHz)	Detection
5570	5491.5	5648.5		
Trial	Chirp	Offset		
1	11	0	5570.00	1
2	5	0	5570.00	1
3	20	0	5570.00	1
4	13	0	5570.00	1
5	11	0	5570.00	1
6	16	0	5570.00	1
7	11	0	5570.00	1
8	20	0	5570.00	1
9	9	0	5570.00	1
10	15	0	5570.00	1
11	20	70.50	5499.50	1
12	6	76.10	5493.90	1
13	13	73.30	5496.70	1
14	10	74.50	5495.50	1
15	16	72.10	5497.90	1
16	11	74.10	5495.90	1
17	7	75.70	5494.30	1
18	15	72.50	5497.50	1
19	7	75.70	5494.30	1
20	20	70.50	5499.50	1
21	6	76.10	5646.10	1
22	11	74.10	5644.10	1
23	16	72.10	5642.10	1
24	6	76.10	5646.10	1
25	9	74.90	5644.90	1
26	10	74.50	5644.50	1
27	18	71.30	5641.30	1
28	19	70.90	5640.90	1
29	14	72.90	5642.90	1
30	13	73.30	5643.30	1
Total				30
Detection Percentage (%)				100%
Limit				80%
Test Result				**Complied**

Type 6 Radar Statistical Performance

Trial #	Test Freq. (MHz)	Pulses / Hop	Pulse Width (us)	PRI (us)	1=Detection 0=No Detection
1	5570	9	1	333	1
2	5570	9	1	333	1
3	5570	9	1	333	1
4	5570	9	1	333	1
5	5570	9	1	333	1
6	5570	9	1	333	1
7	5570	9	1	333	1
8	5570	9	1	333	1
9	5570	9	1	333	1
10	5570	9	1	333	1
11	5570	9	1	333	1
12	5570	9	1	333	1
13	5570	9	1	333	1
14	5570	9	1	333	1
15	5570	9	1	333	1
16	5570	9	1	333	1
17	5570	9	1	333	1
18	5570	9	1	333	1
19	5570	9	1	333	1
20	5570	9	1	333	1
21	5570	9	1	333	1
22	5570	9	1	333	1
23	5570	9	1	333	1
24	5570	9	1	333	1
25	5570	9	1	333	1
26	5570	9	1	333	1
27	5570	9	1	333	1
28	5570	9	1	333	1
29	5570	9	1	333	1
30	5570	9	1	333	1
Detection Percentage (%)					100.000
Limit					70%
Test Result					**Complied**

Data Sheet for Radar Type 5

Trail Number			1			
Number of Bursts in Trial			8			
Burst	Number of Pulses	Pulse Width (usec)	Chirp Width (MHz)	Pulse 1-to-2 Spacing (us)	Pulse 2-to-3 Spacing (us)	Starting Location Within Interval (ms)
1	1	62.1	11			1091
2	2	56	11	1729		133
3	2	91.3	11	1230		1057
4	3	50.7	11	1762	1616	1442
5	2	92.6	11	1723		544
6	2	87.3	11	1302		1089
7	2	59.5	11	1291		1374
8	2	52.2	11	1653		1237

Trail Number			2			
Number of Bursts in Trial			9			
Burst	Number of Pulses	Pulse Width (usec)	Chirp Width (MHz)	Pulse 1-to-2 Spacing (us)	Pulse 2-to-3 Spacing (us)	Starting Location Within Interval (ms)
1	3	90	5	1007	1326	30
2	2	73.7	5	1785		979
3	1	78.1	5			683
4	2	92.4	5	1281		950
5	1	61.2	5			612
6	3	67.2	5	1525	1870	17
7	1	78.5	5			429
8	2	60.3	5	1931		936
9	3	92.9	5	1403	1476	548

Trail Number			3			
Number of Bursts in Trial			10			
Burst	Number of Pulses	Pulse Width (usec)	Chirp Width (MHz)	Pulse 1-to-2 Spacing (us)	Pulse 2-to-3 Spacing (us)	Starting Location Within Interval (ms)
1	3	63.4	20	1574	1607	801
2	1	98	20			966
3	1	58.7	20			185
4	1	88	20			1012
5	3	79.5	20	1562	1370	943
6	3	57.1	20	1900	1188	686
7	2	64.4	20	1090		599
8	1	78.7	20			1089
9	1	69.3	20			188
10	3	55.3	20	1375	1691	933

Trail Number			4			
Number of Bursts in Trial			11			
Burst	Number of Pulses	Pulse Width (usec)	Chirp Width (MHz)	Pulse 1-to-2 Spacing (us)	Pulse 2-to-3 Spacing (us)	Starting Location Within Interval (ms)
1	2	74.3	13	1642		24
2	1	83.1	13			985
3	2	59.5	13	1680		988
4	2	59.8	13	1786		800
5	2	77.6	13	1617		339
6	2	79.9	13	1553		1040
7	1	56	13			544
8	3	71.4	13	1406	1927	452
9	1	97.4	13			204
10	2	98.3	13	1037		926
11	1	63.6	13			1052

Trail Number			5			
Number of Bursts in Trial			12			
Burst	Number of Pulses	Pulse Width (usec)	Chirp Width (MHz)	Pulse 1-to-2 Spacing (us)	Pulse 2-to-3 Spacing (us)	Starting Location Within Interval (ms)
1	1	50	11			557
2	2	62.5	11	1731		567
3	2	55.4	11	1070		460
4	1	65.7	11			4
5	2	58	11	1512		64
6	2	60.9	11	1230		650
7	3	89.6	11	1598	1738	235
8	3	84.4	11	1271	1617	873
9	3	72.3	11	1498	1321	901
10	1	58.9	11			663
11	2	74.8	11	1584		919
12	1	71.8	11			375

Trail Number			6			
Number of Bursts in Trial			13			
Burst	Number of Pulses	Pulse Width (usec)	Chirp Width (MHz)	Pulse 1-to-2 Spacing (us)	Pulse 2-to-3 Spacing (us)	Starting Location Within Interval (ms)
1	2	88.1	16	1257		846
2	1	58.7	16			725
3	2	97.1	16	1037		30
4	3	83.1	16	1029	1106	490
5	1	62.1	16			262
6	2	71.4	16	1058		283
7	2	86.3	16	1867		49
8	3	77.3	16	1418	1876	634
9	1	78.9	16			304
10	3	79.2	16	1055	1572	564
11	3	52	16	1582	1836	852
12	3	56.5	16	1195	1542	525
13	3	100	16	1638	1729	750

Trail Number			7			
Number of Bursts in Trial			14			
Burst	Number of Pulses	Pulse Width (usec)	Chirp Width (MHz)	Pulse 1-to-2 Spacing (us)	Pulse 2-to-3 Spacing (us)	Starting Location Within Interval (ms)
1	2	92.7	11	1208		231
2	2	81.3	11	1144		804
3	2	60.4	11	1555		34
4	2	62.1	11	1320		427
5	1	50	11			577
6	3	65.9	11	1020	1365	3
7	2	73.8	11	1308		51
8	2	74.3	11	1143		360
9	1	62.9	11			394
10	2	74.8	11	1404		317
11	2	69.7	11	1309		532
12	2	69.8	11	1688		339
13	2	77.4	11	1857		381
14	1	55.1	11			426

Trail Number			8			
Number of Bursts in Trial			15			
Burst	Number of Pulses	Pulse Width (usec)	Chirp Width (MHz)	Pulse 1-to-2 Spacing (us)	Pulse 2-to-3 Spacing (us)	Starting Location Within Interval (ms)
1	1	91.7	20			776
2	2	90	20	1196		187
3	3	92.3	20	1486	1853	448
4	2	66.8	20	1545		702
5	1	64	20			403
6	3	95.4	20	1123	1473	230
7	3	66.8	20	1867	1401	604
8	3	67.7	20	1472	1397	38
9	1	68.2	20			735
10	2	82.2	20	1297		610
11	1	92.1	20			618
12	2	57	20	1764		705
13	2	58.5	20	1310		22
14	3	85.5	20	1630	1447	641
15	2	82.2	20	1371		109

Trail Number			9			
Number of Bursts in Trial			16			
Burst	Number of Pulses	Pulse Width (usec)	Chirp Width (MHz)	Pulse 1-to-2 Spacing (us)	Pulse 2-to-3 Spacing (us)	Starting Location Within Interval (ms)
1	2	74.4	9	1707		442
2	2	63.6	9	1725		280
3	2	71.3	9	1704		459
4	3	77.6	9	1063	1405	197
5	3	65.2	9	1731	1294	101
6	3	55.1	9	1109	1549	17
7	2	96.8	9	1034		131
8	3	80.8	9	1533	1051	365
9	1	60.4	9			222
10	2	61.8	9	1312		371
11	2	71.3	9	1657		33
12	2	98.1	9	1024		291
13	1	57.9	9			188
14	1	91.8	9			163
15	2	56.7	9	1259		426
16	2	89.7	9	1690		606

Trail Number			10			
Number of Bursts in Trial			17			
Burst	Number of Pulses	Pulse Width (usec)	Chirp Width (MHz)	Pulse 1-to-2 Spacing (us)	Pulse 2-to-3 Spacing (us)	Starting Location Within Interval (ms)
1	2	74.4	15	1107		462
2	1	87.6	15			653
3	2	61.7	15	1741		457
4	2	57.5	15	1566		388
5	2	66.1	15	1855		63
6	3	70.1	15	1044	1012	136
7	1	66.4	15			343
8	1	59.2	15			349
9	2	88.3	15	1240		362
10	1	64.7	15			221
11	2	73	15	1703		144
12	2	81.7	15	1450		671
13	3	70.1	15	1741	1278	320
14	1	63.6	15			196
15	1	58.7	15			413
16	2	65.9	15	1478		170
17	1	72.7	15			564

Trail Number			11			
Number of Bursts in Trial			18			
Burst	Number of Pulses	Pulse Width (usec)	Chirp Width (MHz)	Pulse 1-to-2 Spacing (us)	Pulse 2-to-3 Spacing (us)	Starting Location Within Interval (ms)
1	2	72.1	20	1193		130
2	3	76.3	20	1484	1390	114
3	1	86.1	20			14
4	1	73.2	20			604
5	1	81.2	20			548
6	2	99.5	20	1398		173
7	1	93.9	20			262
8	2	75.9	20	1921		38
9	3	79.2	20	1100	1429	84
10	3	77	20	1166	1799	610
11	1	91.8	20			339
12	3	56.8	20	1330	1556	580
13	2	83.1	20	1556		295
14	2	63	20	1552		156
15	1	65.7	20			439
16	1	64.5	20			188
17	1	88.5	20			419
18	1	60.6	20			205

Trail Number			12			
Number of Bursts in Trial			19			
Burst	Number of Pulses	Pulse Width (usec)	Chirp Width (MHz)	Pulse 1-to-2 Spacing (us)	Pulse 2-to-3 Spacing (us)	Starting Location Within Interval (ms)
1	2	90.5	6	1299		381
2	2	88.4	6	1418		327
3	2	53.7	6	1055		536
4	1	80.5	6			285
5	1	50.4	6			398
6	2	61.2	6	1749		439
7	2	78.8	6	1065		129
8	3	75	6	1748	1820	325
9	2	96.7	6	1254		440
10	3	76.3	6	1848	1106	397
11	1	73.3	6			232
12	2	92.4	6	1317		91
13	2	92.4	6	1854		256
14	3	64.4	6	1240	1634	582
15	2	67.3	6	1473		117
16	2	84.1	6	1795		202
17	1	80.9	6			135
18	1	74.6	6			396
19	2	97.6	6	1805		615

Trail Number			13			
Number of Bursts in Trial			20			
Burst	Number of Pulses	Pulse Width (usec)	Chirp Width (MHz)	Pulse 1-to-2 Spacing (us)	Pulse 2-to-3 Spacing (us)	Starting Location Within Interval (ms)
1	2	66.1	13	1417		388
2	2	86.7	13	1693		348
3	2	70.5	13	1263		215
4	2	78	13	1446		28
5	2	66	13	1185		585
6	2	80.6	13	1855		65
7	1	95.5	13			92
8	1	98.8	13			68
9	3	64.3	13	1641	1108	517
10	1	75.1	13			121
11	2	72.6	13	1499		448
12	1	60.3	13			567
13	2	54.9	13	1056		245
14	2	98.8	13	1023		584
15	2	60.9	13	1243		579
16	2	62.7	13	1226		464
17	1	80.1	13			89
18	2	70.9	13	1711		153
19	1	90.7	13			282
20	1	98.9	13			71

Trail Number			14			
Number of Bursts in Trial			8			
Burst	Number of Pulses	Pulse Width (usec)	Chirp Width (MHz)	Pulse 1-to-2 Spacing (us)	Pulse 2-to-3 Spacing (us)	Starting Location Within Interval (ms)
1	2	67.5	10	1542		947
2	3	83.6	10	1272	1696	124
3	2	93.2	10	1877		701
4	1	55.6	10			1123
5	3	84.2	10	1733	1619	756
6	3	69.1	10	1612	1071	1
7	2	66.9	10	1905		7
8	3	86.8	10	1697	1621	1082

Trail Number			15			
Number of Bursts in Trial			9			
Burst	Number of Pulses	Pulse Width (usec)	Chirp Width (MHz)	Pulse 1-to-2 Spacing (us)	Pulse 2-to-3 Spacing (us)	Starting Location Within Interval (ms)
1	2	62.2	16	1571		949
2	2	85	16	1669		189
3	2	64.5	16	1505		176
4	2	50.4	16	1325		538
5	2	66.1	16	1483		908
6	2	71.2	16	1110		1017
7	3	53.7	16	1445	1677	492
8	3	62.5	16	1596	1341	349
9	3	62	16	1929	1221	1105

Trail Number			16			
Number of Bursts in Trial			10			
Burst	Number of Pulses	Pulse Width (usec)	Chirp Width (MHz)	Pulse 1-to-2 Spacing (us)	Pulse 2-to-3 Spacing (us)	Starting Location Within Interval (ms)
1	2	80.5	11	1910		284
2	2	64.2	11	1661		751
3	2	90.1	11	1041		491
4	2	69.8	11	1495		107
5	1	73.1	11			490
6	3	77.2	11	1418	1145	1155
7	3	52.6	11	1732	1787	772
8	2	71.4	11	1562		121
9	2	89.8	11	1491		89
10	2	76.4	11	1355		615

Trail Number			17			
Number of Bursts in Trial			11			
Burst	Number of Pulses	Pulse Width (usec)	Chirp Width (MHz)	Pulse 1-to-2 Spacing (us)	Pulse 2-to-3 Spacing (us)	Starting Location Within Interval (ms)
1	2	51.2	7	1236		740
2	1	71.7	7			941
3	2	74.7	7	1164		370
4	2	50.9	7	1919		371
5	2	65.2	7	1206		1033
6	2	98	7	1182		346
7	2	58.7	7	1612		639
8	1	63.8	7			1056
9	3	86.3	7	1545	1065	205
10	1	94.4	7			753
11	3	88.5	7	1699	1319	58

Trail Number			18			
Number of Bursts in Trial			12			
Burst	Number of Pulses	Pulse Width (usec)	Chirp Width (MHz)	Pulse 1-to-2 Spacing (us)	Pulse 2-to-3 Spacing (us)	Starting Location Within Interval (ms)
1	2	88.7	15	1405		448
2	3	90.2	15	1544	1235	621
3	1	96.5	15			512
4	2	80.5	15	1090		321
5	2	63.7	15	1268		798
6	1	53.4	15			809
7	2	52.3	15	1043		301
8	3	54.7	15	1701	1104	796
9	3	75.6	15	1923	1729	669
10	2	59.2	15	1244		369
11	1	56.3	15			51
12	2	87.8	15	1608		733

Trail Number			19			
Number of Bursts in Trial			13			
Burst	Number of Pulses	Pulse Width (usec)	Chirp Width (MHz)	Pulse 1-to-2 Spacing (us)	Pulse 2-to-3 Spacing (us)	Starting Location Within Interval (ms)
1	2	68.2	7	1104		229
2	2	58.4	7	1627		488
3	3	74.7	7	1861	1015	137
4	2	58.2	7	1593		520
5	1	51.6	7			799
6	2	94.7	7	1469		43
7	2	70.7	7	1091		126
8	2	82.9	7	1472		607
9	3	62.7	7	1168	1453	527
10	2	63.1	7	1529		143
11	1	96.1	7			176
12	2	57	7	1457		882
13	3	95.6	7	1707	1501	214

Trail Number			20			
Number of Bursts in Trial			14			
Burst	Number of Pulses	Pulse Width (usec)	Chirp Width (MHz)	Pulse 1-to-2 Spacing (us)	Pulse 2-to-3 Spacing (us)	Starting Location Within Interval (ms)
1	1	95.7	20			117
2	1	93.1	20			720
3	1	55.8	20			297
4	1	76.7	20			284
5	2	68	20	1686		472
6	3	94.1	20	1796	1393	264
7	2	53.9	20	1293		525
8	1	99.3	20			155
9	2	73.3	20	1458		65
10	2	93.3	20	1196		451
11	3	55.8	20	1895	1034	243
12	1	66.4	20			228
13	2	65.6	20	1732		746
14	2	76.5	20	1187		522

Trail Number			21			
Number of Bursts in Trial			15			
Burst	Number of Pulses	Pulse Width (usec)	Chirp Width (MHz)	Pulse 1-to-2 Spacing (us)	Pulse 2-to-3 Spacing (us)	Starting Location Within Interval (ms)
1	1	85.1	6			565
2	2	72.5	6	1648		211
3	1	67.5	6			348
4	2	56.1	6	1360		156
5	1	71.1	6			718
6	2	93.1	6	1391		400
7	1	56.5	6			482
8	1	63.8	6			703
9	2	67.4	6	1727		780
10	1	52.3	6			102
11	3	62.4	6	1228	1715	304
12	2	53.3	6	1630		57
13	2	83.1	6	1205		768
14	2	93.7	6	1085		461
15	2	90.7	6	1297		746

Trail Number			22			
Number of Bursts in Trial			16			
Burst	Number of Pulses	Pulse Width (usec)	Chirp Width (MHz)	Pulse 1-to-2 Spacing (us)	Pulse 2-to-3 Spacing (us)	Starting Location Within Interval (ms)
1	2	98.8	11	1439		95
2	1	54.5	11			676
3	2	80.5	11	1360		8
4	2	55.9	11	1906		373
5	2	72.1	11	1623		254
6	2	84.4	11	1604		480
7	1	78.5	11			663
8	1	88	11			314
9	2	74.7	11	1157		596
10	2	97.1	11	1673		264
11	1	81.6	11			740
12	1	83.6	11			163
13	3	87.6	11	1757	1322	628
14	2	58.5	11	1372		132
15	3	91.8	11	1767	1183	106
16	2	58.8	11	1432		659

Trail Number			23			
Number of Bursts in Trial			17			
Burst	Number of Pulses	Pulse Width (usec)	Chirp Width (MHz)	Pulse 1-to-2 Spacing (us)	Pulse 2-to-3 Spacing (us)	Starting Location Within Interval (ms)
1	1	96	16			284
2	2	92.5	16	1241		488
3	2	89.5	16	1347		76
4	2	74.8	16	1607		688
5	2	60.6	16	1523		28
6	2	71.5	16	1659		383
7	2	71.1	16	1454		182
8	1	98.7	16			20
9	2	85.1	16	1770		576
10	2	89.2	16	1086		410
11	2	60.7	16	1101		458
12	2	75.2	16	1719		348
13	2	75.7	16	1799		481
14	3	56.7	16	1132	1884	587
15	2	65	16	1885		480
16	2	64.6	16	1910		195
17	3	69.9	16	1410	1190	396

Trail Number			24			
Number of Bursts in Trial			18			
Burst	Number of Pulses	Pulse Width (usec)	Chirp Width (MHz)	Pulse 1-to-2 Spacing (us)	Pulse 2-to-3 Spacing (us)	Starting Location Within Interval (ms)
1	3	83.8	6	1290	1021	536
2	2	66.9	6	1112		44
3	3	91	6	1220	1504	611
4	2	86.1	6	1678		456
5	3	65.5	6	1928	1222	330
6	1	62.6	6			297
7	3	68.7	6	1505	1200	351
8	3	59.2	6	1452	1114	230
9	1	73.9	6			222
10	1	77.2	6			57
11	2	96.4	6	1357		399
12	2	99.9	6	1173		299
13	2	99.9	6	1520		464
14	1	86.7	6			294
15	1	92.6	6			653
16	1	77.1	6			550
17	2	81.1	6	1664		566
18	3	68.4	6	1536	1309	580

Trail Number			25			
Number of Bursts in Trial			19			
Burst	Number of Pulses	Pulse Width (usec)	Chirp Width (MHz)	Pulse 1-to-2 Spacing (us)	Pulse 2-to-3 Spacing (us)	Starting Location Within Interval (ms)
1	3	68.2	9	1723	1868	471
2	3	83.7	9	1711	1405	368
3	2	69.7	9	1781		425
4	1	59.7	9			440
5	2	96.7	9	1484		123
6	2	95.8	9	1319		261
7	3	71.3	9	1095	1354	332
8	3	53.2	9	1527	1427	427
9	2	69.5	9	1771		397
10	3	63.9	9	1075	1447	67
11	2	93.4	9	1783		174
12	2	77.3	9	1564		17
13	2	73.1	9	1294		216
14	1	77.4	9			292
15	3	57.2	9	1722	1886	619
16	2	68.7	9	1629		233
17	1	60.8	9			226
18	3	69.7	9	1128	1224	599
19	1	62.2	9			433

Trail Number			26			
Number of Bursts in Trial			20			
Burst	Number of Pulses	Pulse Width (usec)	Chirp Width (MHz)	Pulse 1-to-2 Spacing (us)	Pulse 2-to-3 Spacing (us)	Starting Location Within Interval (ms)
1	1	80.5	10			90
2	3	62.6	10	1406	1343	319
3	3	85.6	10	1190	1529	384
4	2	83.9	10	1208		567
5	2	92.4	10	1488		234
6	2	54	10	1529		535
7	3	81.3	10	1501	1812	325
8	1	98.5	10			532
9	1	85.8	10			272
10	2	84.7	10	1593		182
11	2	83.3	10	1705		134
12	2	79.8	10	1567		286
13	1	77.9	10			368
14	3	98.4	10	1510	1569	290
15	2	79.9	10	1588		231
16	3	78	10	1140	1353	353
17	3	55.2	10	1700	1327	53
18	3	71.9	10	1081	1224	44
19	1	62	10			298
20	3	70.5	10	1888	1442	529

Trail Number			27			
Number of Bursts in Trial			8			
Burst	Number of Pulses	Pulse Width (usec)	Chirp Width (MHz)	Pulse 1-to-2 Spacing (us)	Pulse 2-to-3 Spacing (us)	Starting Location Within Interval (ms)
1	2	69.1	18	1076		1436
2	2	62.1	18	1688		22
3	2	94.8	18	1891		897
4	1	75.8	18			1186
5	2	65.4	18	1713		589
6	2	97.7	18	1292		614
7	3	98.1	18	1670	1711	506
8	2	85.4	18	1672		776

Trail Number			28			
Number of Bursts in Trial			9			
Burst	Number of Pulses	Pulse Width (usec)	Chirp Width (MHz)	Pulse 1-to-2 Spacing (us)	Pulse 2-to-3 Spacing (us)	Starting Location Within Interval (ms)
1	3	82	19	1233	1713	679
2	3	87.7	19	1554	1123	473
3	2	98.9	19	1518		869
4	1	55	19			719
5	1	93.6	19			902
6	2	58.7	19	1641		1243
7	2	88.7	19	1387		410
8	1	60.3	19			1154
9	1	97.7	19			512

Trail Number			29			
Number of Bursts in Trial			10			
Burst	Number of Pulses	Pulse Width (usec)	Chirp Width (MHz)	Pulse 1-to-2 Spacing (us)	Pulse 2-to-3 Spacing (us)	Starting Location Within Interval (ms)
1	1	69.6	14			1131
2	1	74.5	14			290
3	1	60.9	14			895
4	1	74.6	14			202
5	2	99.3	14	1501		139
6	2	95.3	14	1065		854
7	2	91.9	14	1722		219
8	2	51	14	1285		57
9	2	87.7	14	1747		141
10	1	87.2	14			596

Trail Number			30			
Number of Bursts in Trial			11			
Burst	Number of Pulses	Pulse Width (usec)	Chirp Width (MHz)	Pulse 1-to-2 Spacing (us)	Pulse 2-to-3 Spacing (us)	Starting Location Within Interval (ms)
1	3	59.9	13	1901	1196	935
2	2	77.1	13	1590		1038
3	2	62.7	13	1227		690
4	1	77.1	13			547
5	3	99.8	13	1798	1790	551
6	2	61.5	13	1135		876
7	2	77.5	13	1583		448
8	2	57.3	13	1890		736
9	2	53.5	13	1757		362
10	1	66.6	13			836
11	3	80.7	13	1811	1289	410

4 Test Equipment and Calibration Data

Cisco FW

Instrument	Manufacturer/ Brand Name	Model No.	Serial No.	Spec.	Calibration Date	Calibration Due Date
Signal Analyzer	Keysight	N9010A	MY55150165	9kHz~7GHz	14/Dec/2023	13/Dec/2024
Vector Signal Generator	R&S	SMW200A	111529	100kHz~7.5GHz	12/Mar/2024	11/Mar/2025
DFS-Adaptivity	Sporton	Ver 2.10	N/A	N/A	N/A	N/A
DFS Test	Sporton	V1.1	N/A	N/A	N/A	N/A

Meraki FW

Instrument	Manufacturer/ Brand Name	Model No.	Serial No.	Spec.	Calibration Date	Calibration Due Date
Spectrum Analyzer	R&S	FSP40	100593	9 kHz ~ 40 GHz	11/Mar/2024	10/Mar/2025
Vector Signal Generator	R&S	SMW200A	111529	100kHz~7.5GHz	12/Mar/2024	11/Mar/2025
DFS-Adaptivity	Sporton	Ver 2.10	N/A	N/A	N/A	N/A
DFS Test	Sporton	V1.1	N/A	N/A	N/A	N/A

5 Measurement Uncertainty

Test Items	Uncertainty	Remark
Threshold Level	1.2 dB	Confidence levels of 95%
Statistical Performance Check	3.33 %	Confidence levels of 95%
CMT	36.52 ms	Confidence levels of 95%
CCTT	8 ms	Confidence levels of 95%
NOP	0 min	Confidence levels of 95%
Temperature	0.41 °C	Confidence levels of 95%
Humidity	3.4 %	Confidence levels of 95%