



stream¹

ENJOY WHAT YOU HEAR

stream¹


Content

- 1 What's in The Box?
- 2 Buttons
- 3 Lights
- 4 Bluetooth Connection
- 5 Pairing a Second Stream Speaker
- 6 Solo/Stereo Mode
- 7 Specifications
- 8 Troubleshooting

stream¹

Quick Start Guide

1 What's in the box



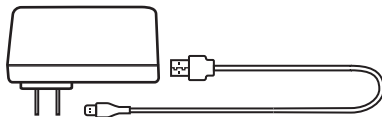
- Onekg Stream Bluetooth Speaker



- Quick Start Guide



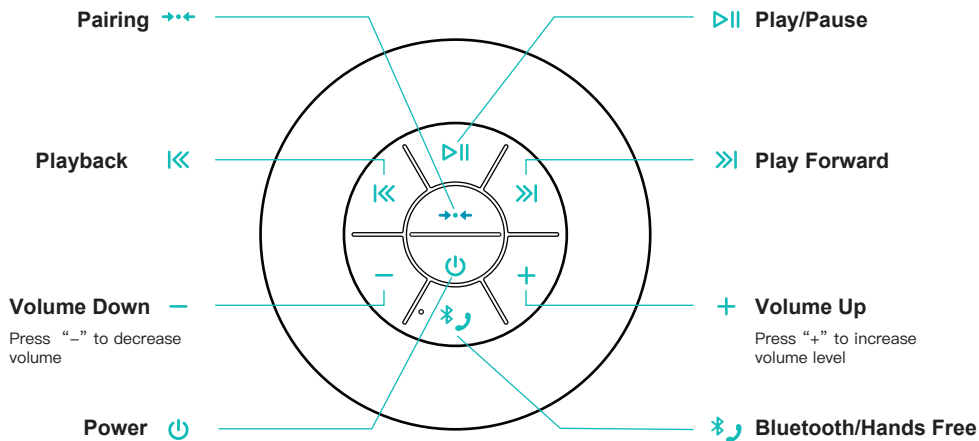
- 3.5mm AUX Audio Cable (5ft / 1.5m)



- USB Power Adapter (USB Cable)

stream¹

2 Buttons



stream¹

3 Lights

White

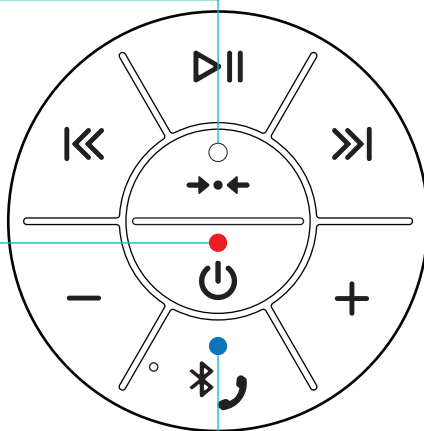
- Pairing
- ☀ Flashing white when searching for another Onekg Stream Speaker
 - Solid white when paired

Red

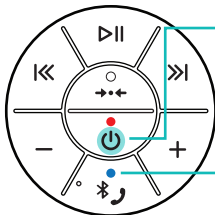
- Power on /Charging
- 🔴 Slowly flashing red when charging
 - Solid red when fully charged




Blue

- Bluetooth
- 🔵 Flashing blue when ready for Bluetooth connection
 - Solid blue when Bluetooth connected



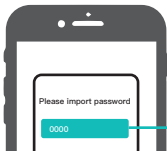
4 Bluetooth Connection



-  Press Power button to turn on stream speaker, you hear “ready for connection”
-  Flashing blue
-  Ready for connection

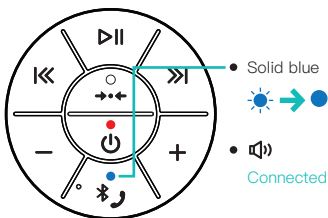


On your device, enable Bluetooth function

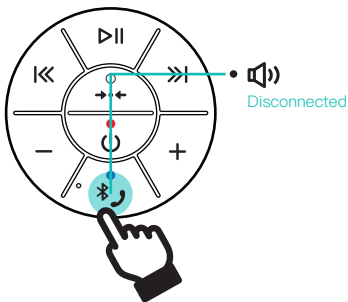


Select ONEKG® from your device list. If your device requests a password, enter “0000”.

stream¹



The blue LED Indicator turns solid blue, and you hear "Connected". Now, you can enjoy music wirelessly from your device.




To disconnect, press and hold the Bluetooth button for 5 seconds, and you hear "Disconnected".

stream¹


5 Pairing a Second ONEKG Speaker

(1) Place two speakers, Place two speakers within range of speakers (30 metres)

(2) Turn both Speakers on



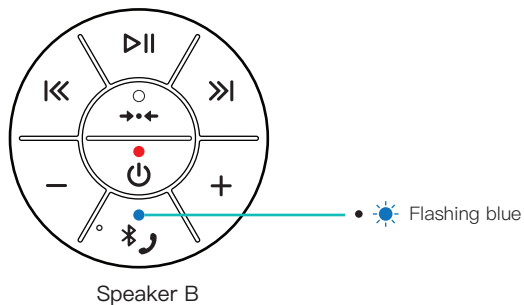
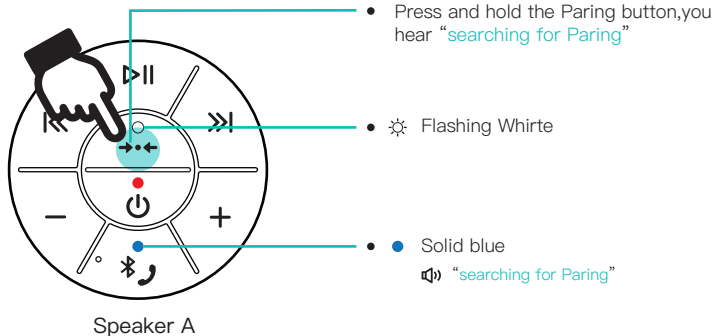
Speaker A



Speaker B

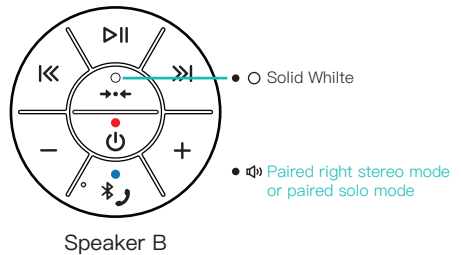
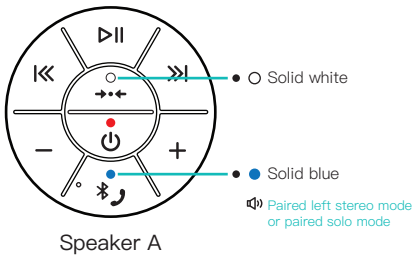
stream¹

(3) The pairing button

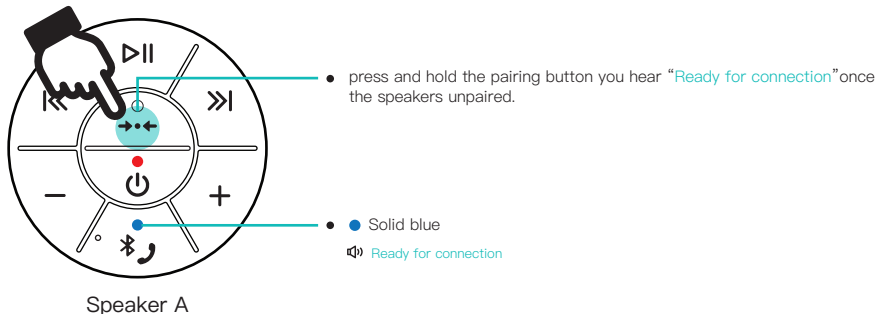


stream¹

(4) Once the speakers paired, you hear “Paired, Solo Mode” or “Paired, Left / Right Stereo Mode”



(5) To unpair



stream¹

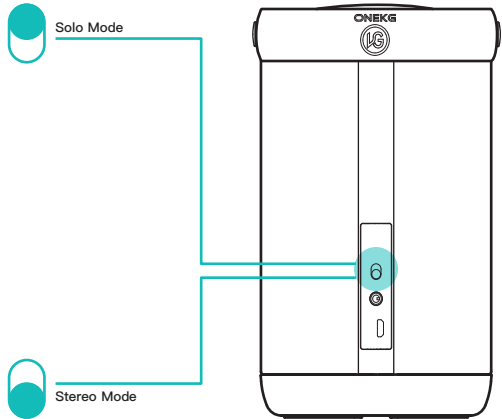
6 Solo / Stereo mode (Only available when two Stream Speakers are paired)

Solo Mode:

- Single Channel is being used
- Volume maximized
- Perfect for parties / multi-room speakers

Stereo Mode:

- Left and Right Channel for each speaker
- Bass maximized
- Perfect for music/movie enjoyment



7 Specifications

Bluetooth Version:	BTv 4.2
Dimensions:	349L * 182W * 171H mm / 13.7L * 7.16W * 6.7H inch
Playtime:	10 + Hours of Playtime (at 70% volume)
Speaker Output:	2 X 10W
Power Consumption:	5V 2A
Built in Mic:	Yes
Double up:	2 ONEkg Stream Speakers
Two modes:	Solo mode: Maximizes Volume with single Channel
	Stereo Mode: Maximizes Bass with Left / Right Channel

8 Troubleshooting

WARNING DO NOT ATTEMPT TO DISASSEMBLE OR OPEN.

Cannot Turn On

- Low battery. Make sure the speaker is charged.

Cannot Turn Off

- Press and hold POWER button for more than 3 seconds.

No Sound

- When you listen to audio through Bluetooth, make sure that the Audio Input Cable (AUX) is NOT connected to the “AUDIO IN” socket.
- Make sure that your Bluetooth device is within the effective operational range.

The Audio Quality Is Poor

- The Bluetooth reception is poor. Move the device closer to the speaker or remove any obstacle between them.
- Low battery. Make sure the speaker is charged.

Cannot Adjust Volume

- Low battery. Recharge your speaker.
- When speakers are paired, the volume can be adjusted only on the main speaker (speakerA). The buttons on “Speaker B” are not responsive when paired to another speaker.

8 Troubleshooting

Cannot Connect My Device (phone, tablet, laptop, etc.) to ONEKG Speaker

- The Bluetooth function on the device is not enabled.
- Check that no other device is currently connected via Bluetooth to ONEKG speaker. Disconnect that device and try again.
Only one speaker can be connected at a time.
- Reset the Bluetooth on your audio device (i.e. phone). Next, reset the Bluetooth on your speaker.

Cannot pair with the other speaker

- Press and hold PAIRING button for more than 5 seconds, and try again.
- Try turning the power OFF then back ON. Refer to the user manual on how to pair the speakers.
- Disconnecting both speakers Bluetooth connection before you are conducting pairing (i.e. holding the Bluetooth button for 3

My Device Is Connected with The ONEKG Speaker, But the Audio Is Not Coming Out from The Speaker.

- For some App, after you have connected the speaker with your device, you are required to manually allow the speaker unit to play music.
For example, Spotify,
 1. Choose a song to play,
 2. Tap the Now Playing bar at the bottom of the screen,
 3. Tap DEVICES AVAILABLE.
 4. Tap the device you want to start playing Spotify on.

FCC Warning

This device complies with Part 15 of the FCC Rules. Operation is subject to the following two conditions:

(1) This device may not cause harmful interference, and (2) this device must accept any interference received, including interference that may cause undesired operation.

NOTE 1: This equipment has been tested and found to comply with the limits for a Class B digital device, pursuant to part 15 of the FCC Rules. These limits are designed to provide reasonable protection against harmful interference in a residential installation. This equipment generates, uses and can radiate radio frequency energy and, if not installed and used in accordance with the instructions, may cause harmful interference to radio communications. However, there is no guarantee that interference will not occur in a particular installation. If this equipment does cause harmful interference to radio or television reception, which can be determined by turning the equipment off and on, the user is encouraged to try to correct the interference by one or more of the following measures:

- Reorient or relocate the receiving antenna.
- Increase the separation between the equipment and receiver.
- Connect the equipment into an outlet on a circuit different from that to which the receiver is connected.
- Consult the dealer or an experienced radio/TV technician for help.

NOTE 2: Any changes or modifications to this unit not expressly approved by the party responsible for compliance could void the user's authority to operate the equipment.