


## APPENDIX C - SETUP PHOTOS


Figure C.1 – Setup Photo, Back Touch - Far



**Figure C.2 – Setup Photo, Back Touch - Close**



**Figure C.3 – Setup Photo, Front Touch -Far**






**Figure C.4 – Setup Photo, Front Touch - Close**



**Figure C.5 – Setup Photo, Left Edge - Far**




**Figure C.6 – Setup Photo, Left Edge - Close**





Figure C.7 – Setup Photo, Top Edge - Far



**Figure C.8 – Setup Photo, Top Edge - Close**

