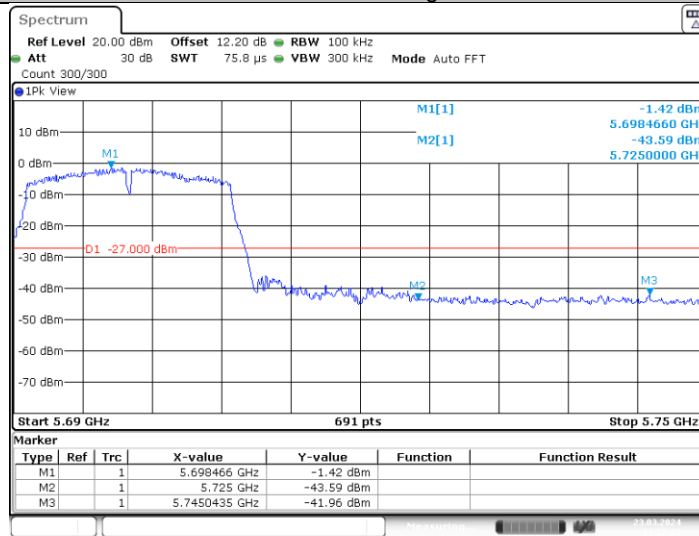


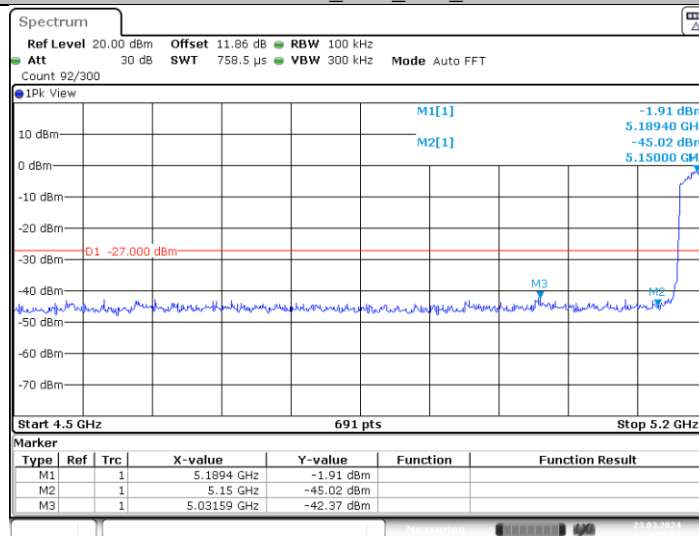
Date: 23.MAR.2024 14:14:02

### 11N20SISO\_Ant1\_High\_5700



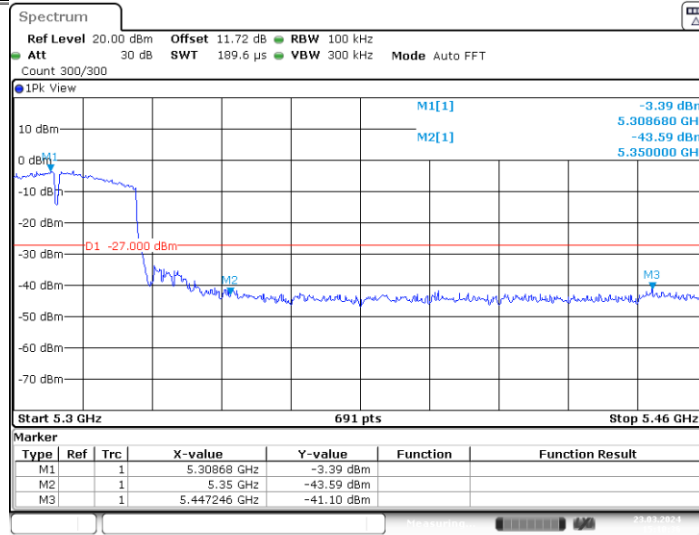
Date: 23.MAR.2024 14:27:22

### 11N40SISO\_Ant1\_Low\_5190



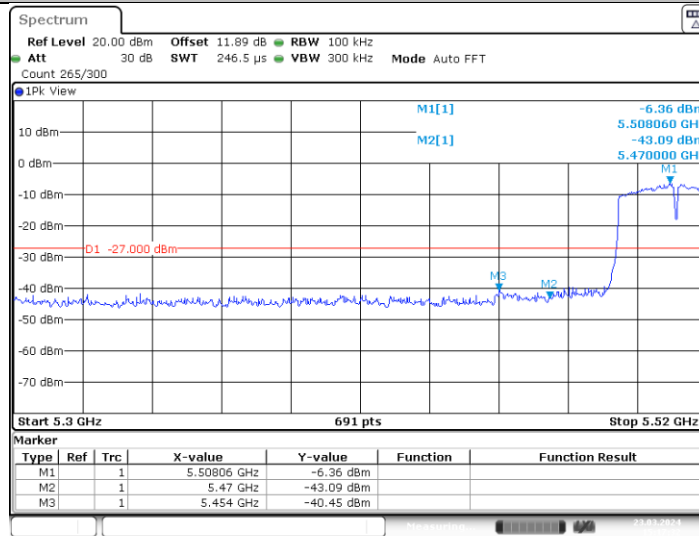
Date: 23.MAR.2024 14:51:52

### 11N40SISO\_Ant1\_High\_5310



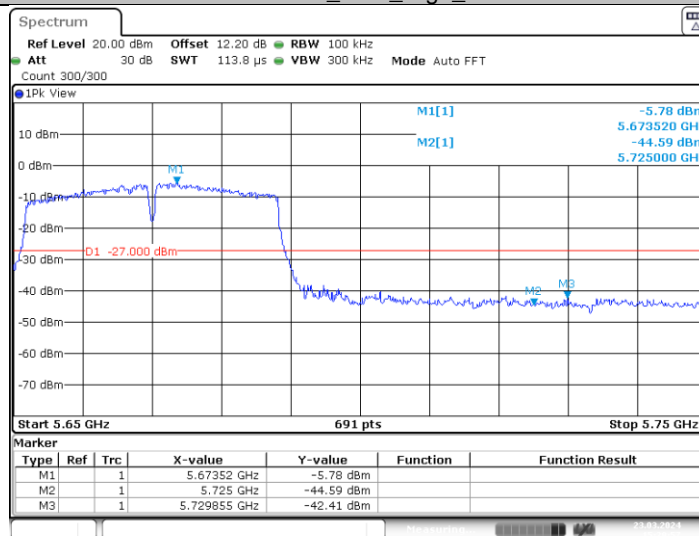
Date: 23.MAR.2024 15:10:35

### 11N40SISO\_Ant1\_Low\_5510



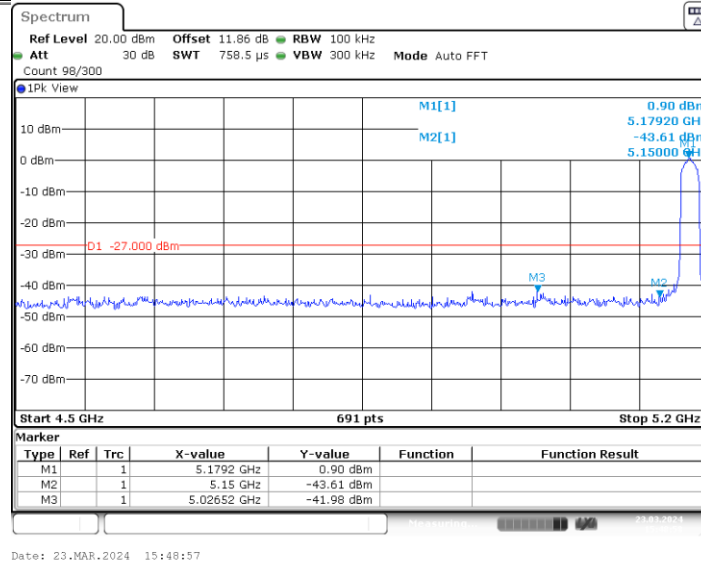
Date: 23.MAR.2024 15:17:32

### 11N40SISO\_Ant1\_High\_5670

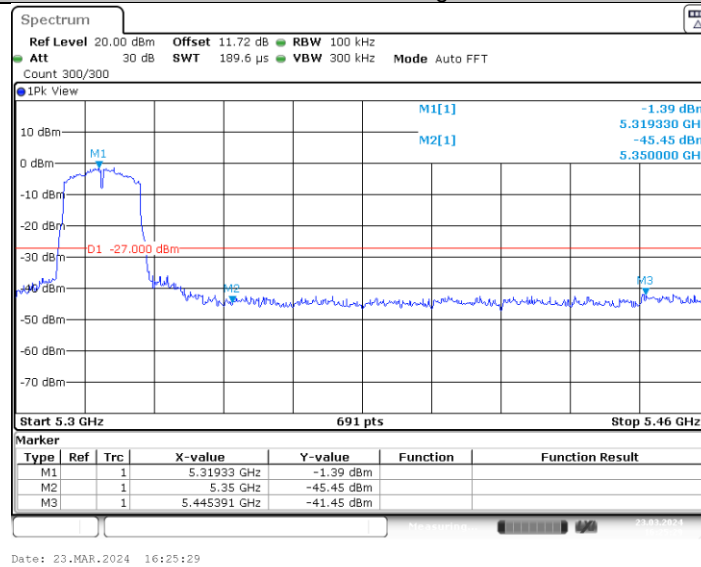


Date: 23.MAR.2024 15:29:58

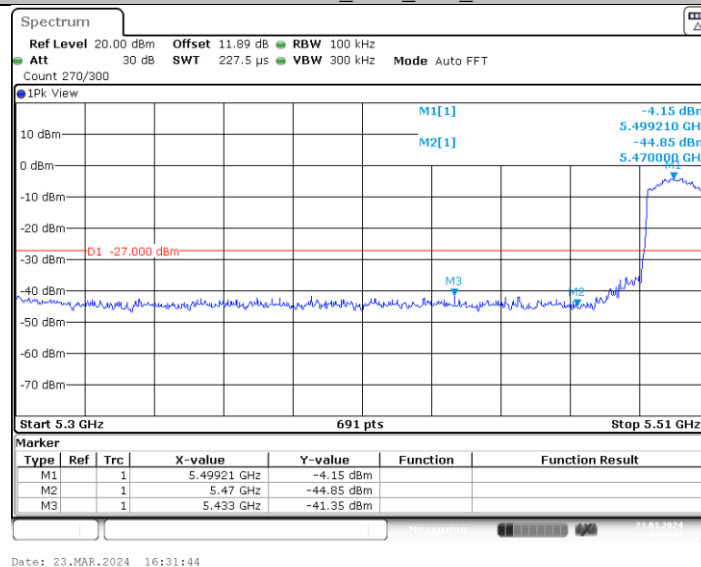
### 11AC20SISO\_Ant1\_Low\_5180



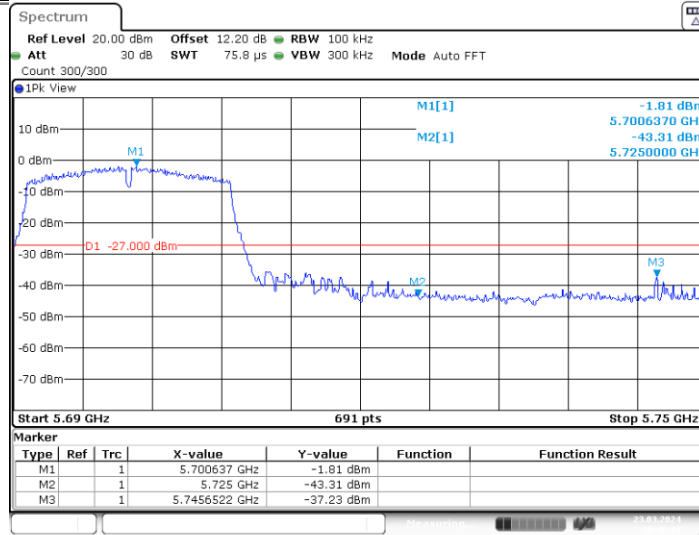
### 11AC20SISO\_Ant1\_High\_5320



### 11AC20SISO\_Ant1\_Low\_5500

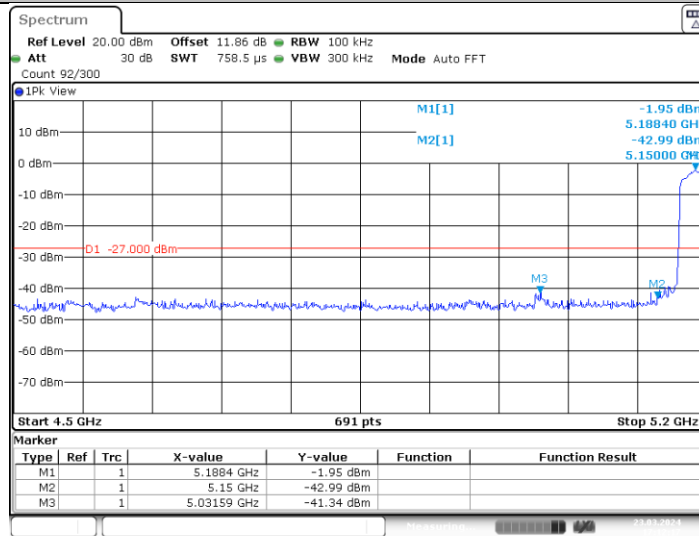


### 11AC20SISO\_Ant1\_High\_5700



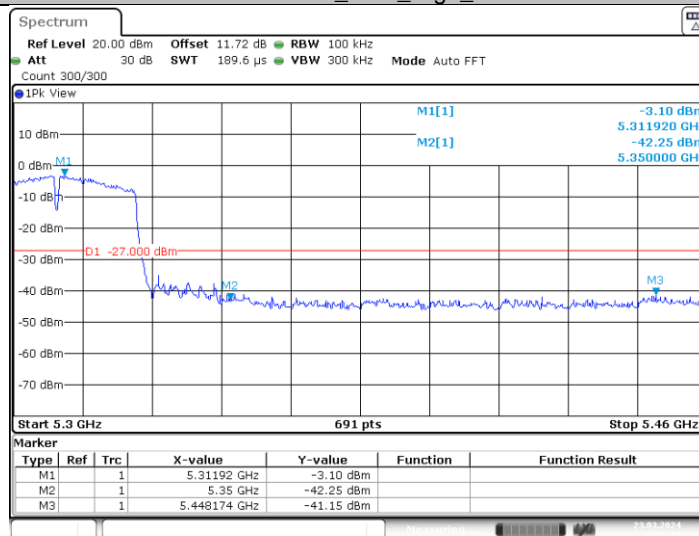
Date: 23.MAR.2024 16:46:26

### 11AC40SISO\_Ant1\_Low\_5190



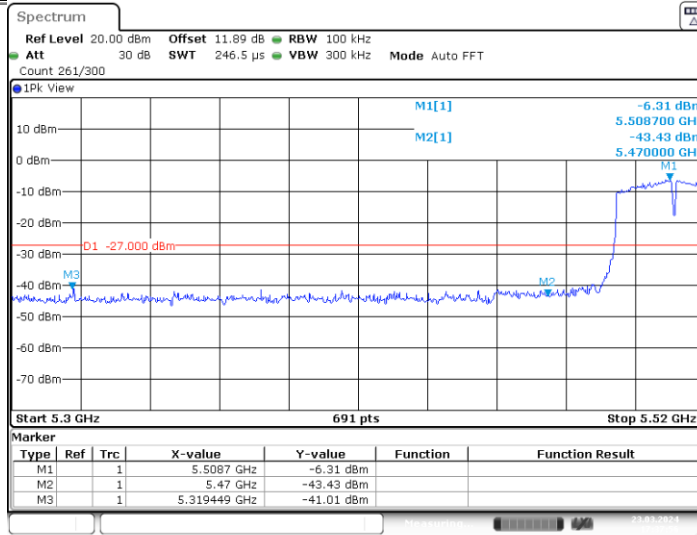
Date: 23.MAR.2024 17:12:17

### 11AC40SISO\_Ant1\_High\_5310



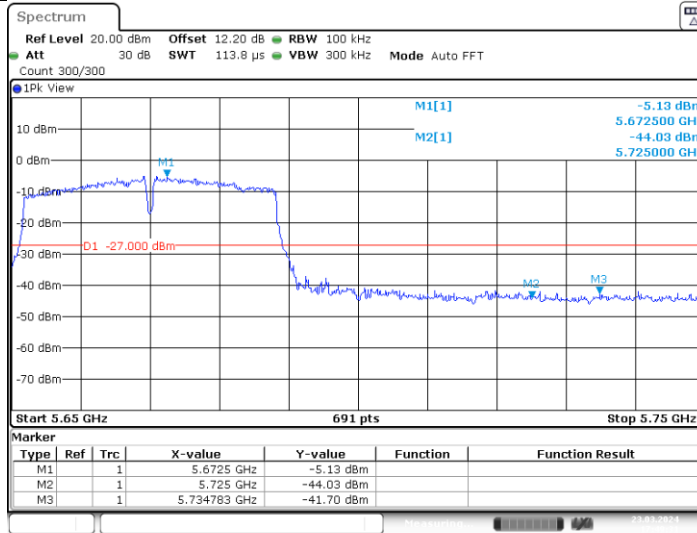
Date: 23.MAR.2024 17:31:10

### 11AC40SISO\_Ant1\_Low\_5510



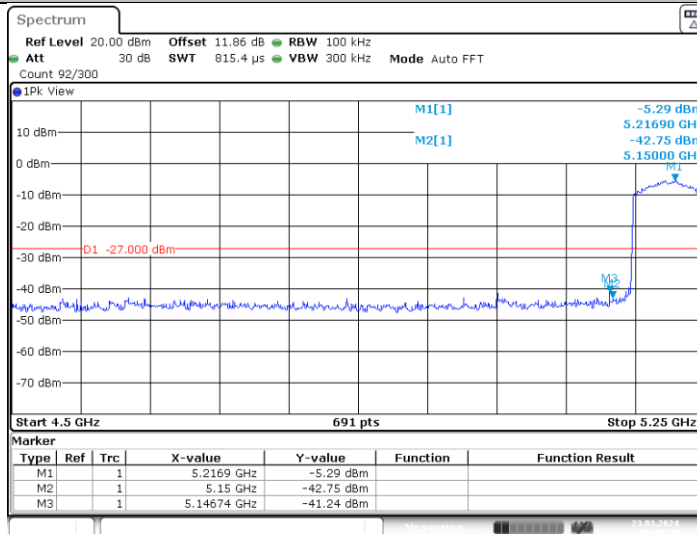
Date: 23.MAR.2024 17:37:56

### 11AC40SISO\_Ant1\_High\_5670



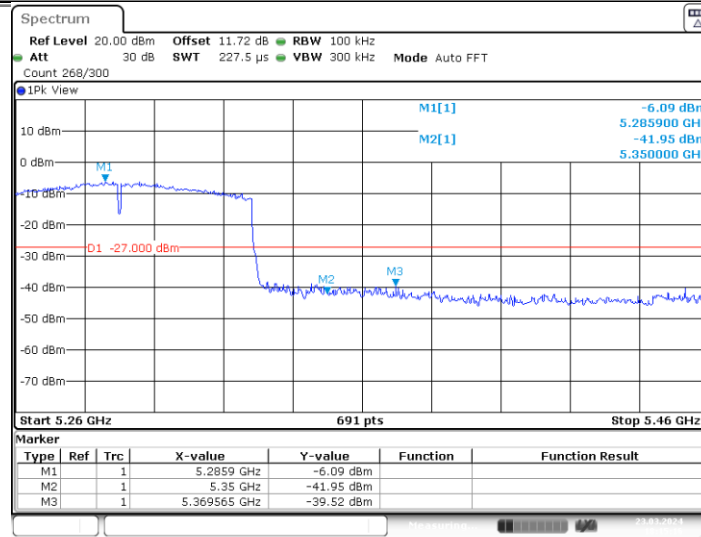
Date: 23.MAR.2024 17:49:31

### 11AC80SISO\_Ant1\_Low\_5210



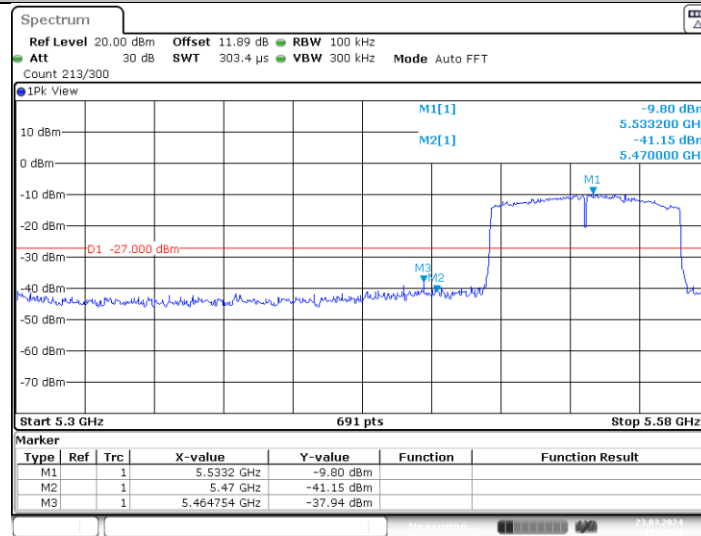
Date: 23.MAR.2024 18:08:28

### 11AC80SISO\_Ant1\_High\_5290



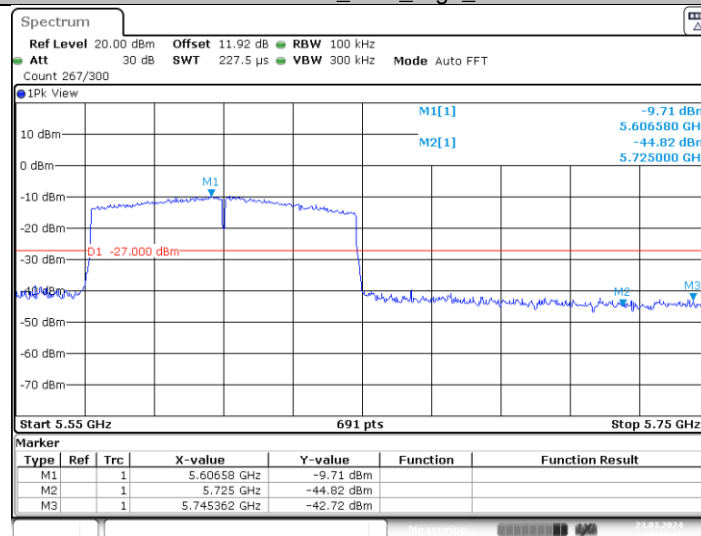
Date: 23.MAR.2024 18:15:16

### 11AC80SISO\_Ant1\_Low\_5530



Date: 23.MAR.2024 18:21:40

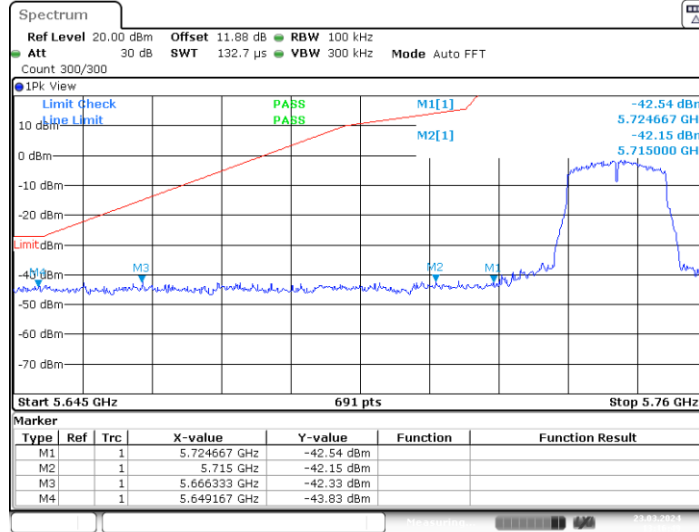
### 11AC80SISO\_Ant1\_High\_5610



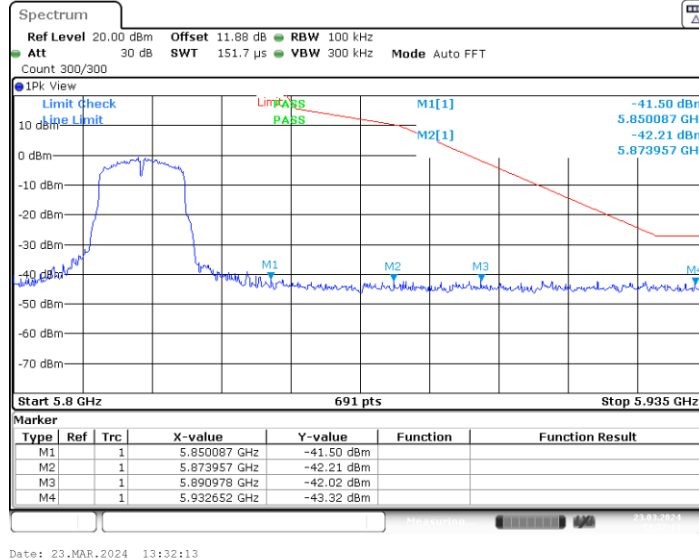
Date: 23.MAR.2024 18:29:33

## Test GraphsB4

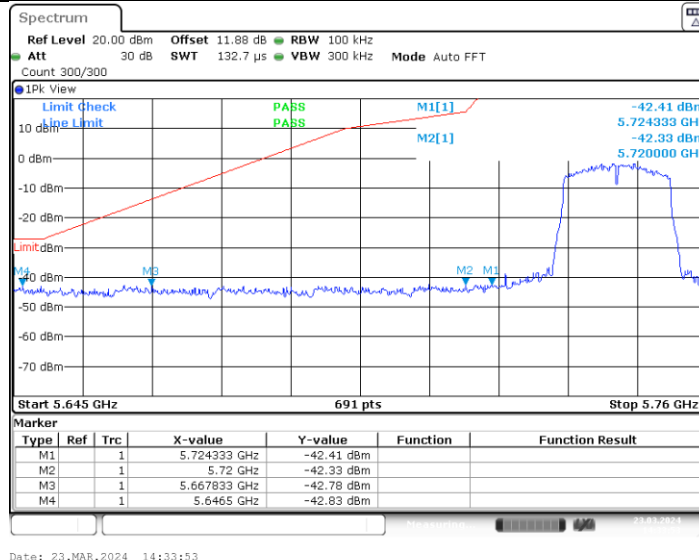
11A\_Ant1\_Low\_5745



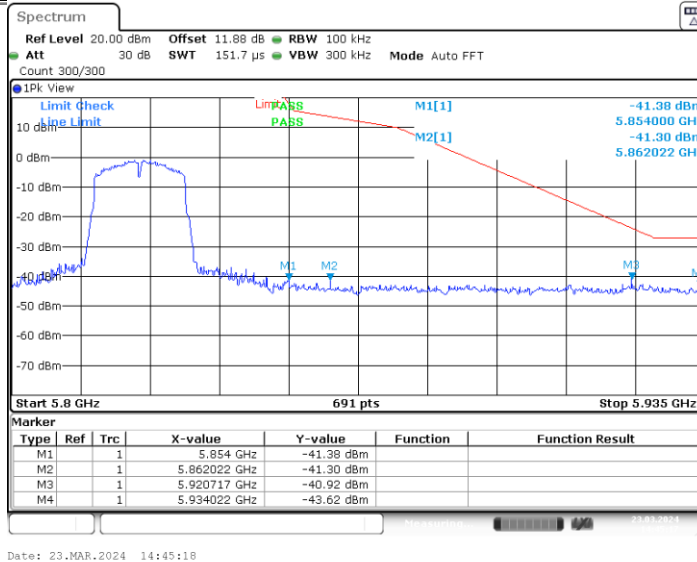
11A\_Ant1\_High\_5825



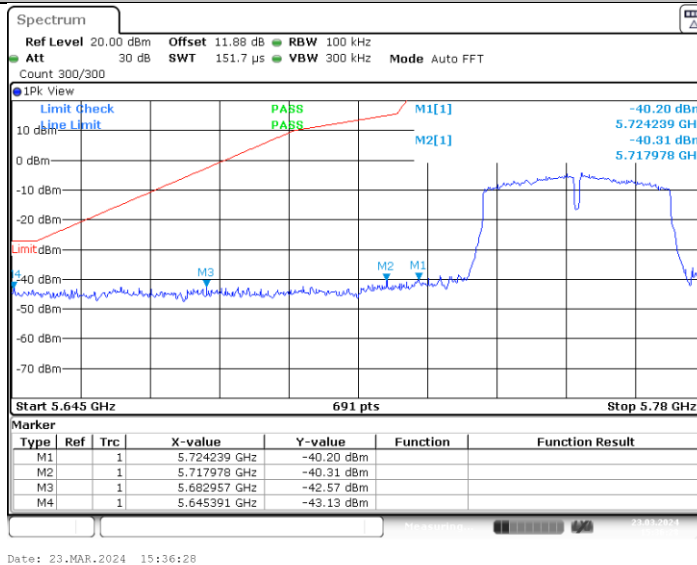
11N20SISO\_Ant1\_Low\_5745



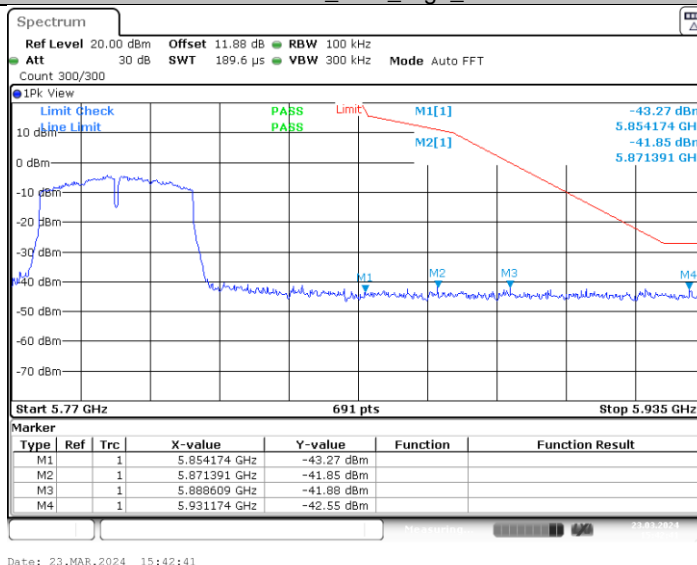
11N20SISO\_Ant1\_High\_5825



### 11N40SISO\_Ant1\_Low\_5755

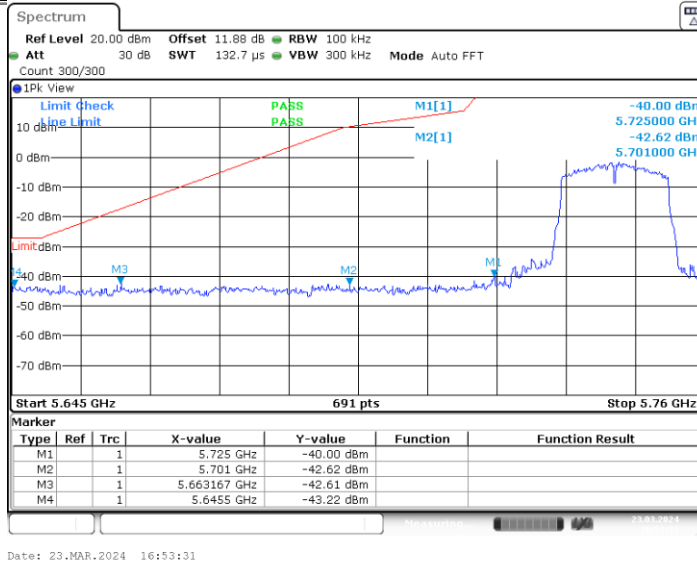


### 11N40SISO\_Ant1\_High\_5795

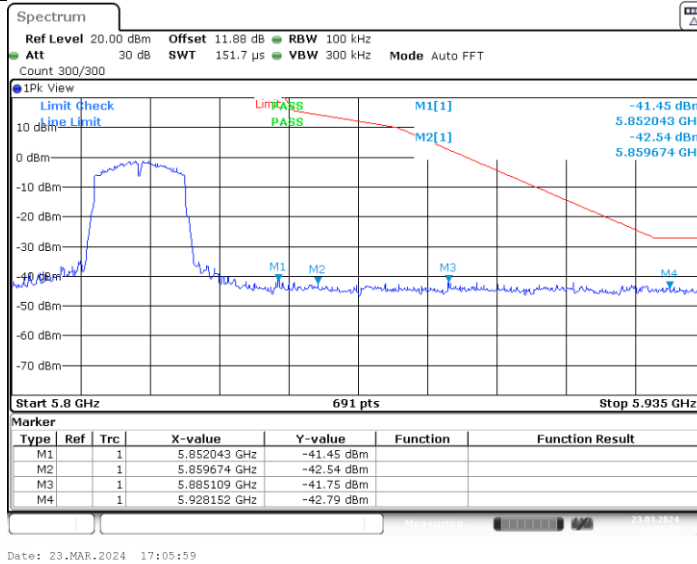


### 11AC20SISO\_Ant1\_Low\_5745

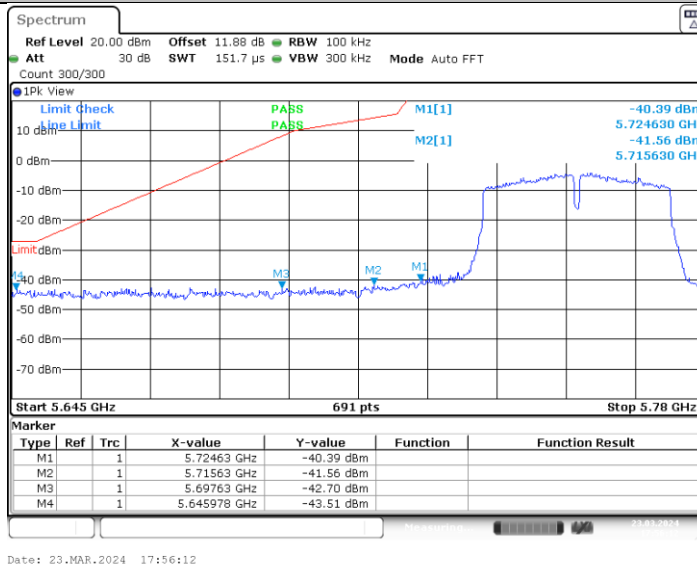




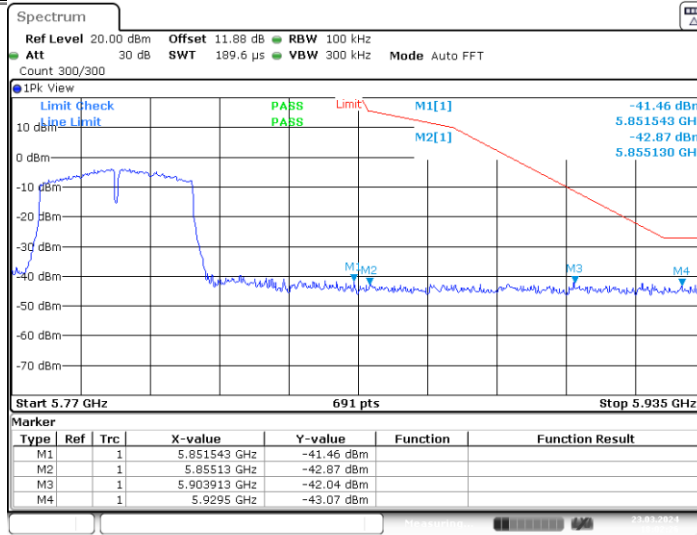
### 11AC20SISO\_Ant1\_High\_5825



### 11AC40SISO\_Ant1\_Low\_5755

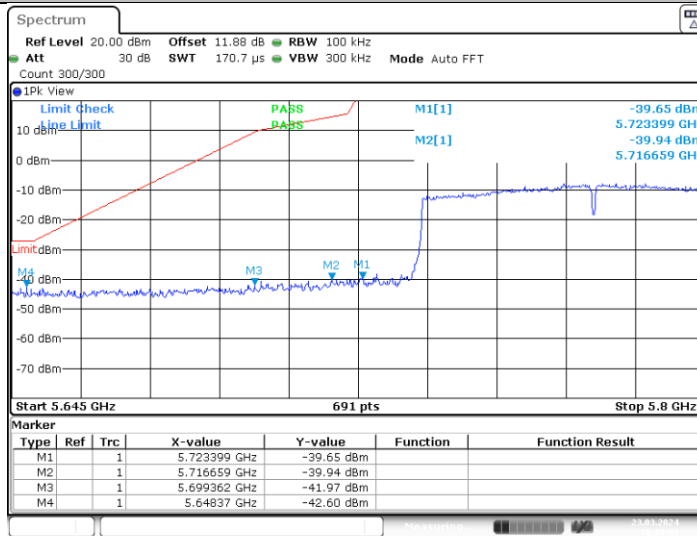


### 11AC40SISO\_Ant1\_High\_5795



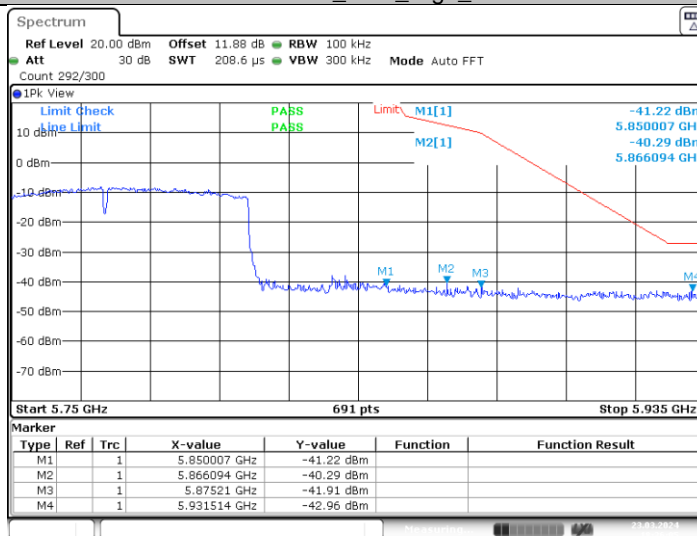
Date: 23.MAR.2024 18:02:26

### 11AC80SISO\_Ant1\_Low\_5775



Date: 23.MAR.2024 18:35:41

### 11AC80SISO\_Ant1\_High\_5775



Date: 23.MAR.2024 18:36:05

# ABOVE 1000 MHz

Note: All the modes have been tested and recorded worst mode in the report.

## UNII-1

11A Channel 36 / 5180 MHz									
Frequency	Ant.Pol. H/V	Peak reading (dBuV)	AV reading (dBuV)	Correction Factor	Emission Level		Peak Limit (dBuV/m)	AV Limit (dBuV/m)	Margin (dB)
					Peak (dBuV/m)	AV (dBuV/m)			
10358	H	47.57	---	9.03	56.60	---	74	54	-17.4
15524	H	41.38	---	9.87	51.25	---	75	55	-2.75
---	H	---	---	---	---	---	---	---	---
10356	V	44.59	---	9.03	53.62	---	74	54	-20.38
15541	V	40.24	---	9.88	50.12	---	75	55	-3.88
---	V	---	---	---	---	---	---	---	---
11A Channel 40 / 5200 MHz									
Frequency	Ant.Pol. H/V	Peak reading (dBuV)	AV reading (dBuV)	Correction Factor	Emission Level		Peak Limit (dBuV/m)	AV Limit (dBuV/m)	Margin (dB)
					Peak (dBuV/m)	AV (dBuV/m)			
10401	H	43.76	---	9.09	52.85	---	74	54	-21.15
15600	H	40.53	---	9.91	50.44	---	75	55	-3.56
---	H	---	---	---	---	---	---	---	---
10401	V	44.75	---	9.09	53.84	---	74	54	-20.16
15600	V	40.57	---	9.91	50.48	---	74	54	-3.52
---	V	---	---	---	---	---	---	---	---
11A Channel 48 / 5240 MHz									
Frequency	Ant.Pol. H/V	Peak reading (dBuV)	AV reading (dBuV)	Correction Factor	Emission Level		Peak Limit (dBuV/m)	AV Limit (dBuV/m)	Margin (dB)
					Peak (dBuV/m)	AV (dBuV/m)			
10480	H	43.75	---	9.24	52.99	---	74	54	-21.01
15722	H	40.48	---	10.01	50.49	---	74	54	-3.51
---	H	---	---	---	---	---	---	---	---
10480	V	44.35	---	9.24	53.59	---	74	54	-20.41
15722	V	38.37	---	10.01	48.38	---	74	54	-5.62
---	V	---	---	---	---	---	---	---	---

## UNII-2A

11A Channel 52 / 5260 MHz									
Frequency	Ant.Pol. H/V	Peak reading (dBuV)	AV reading (dBuV)	Correction Factor	Emission Level		Peak Limit (dBuV/m)	AV Limit (dBuV/m)	Margin (dB)
					Peak (dBuV/m)	AV (dBuV/m)			
10521	H	48.31	---	9.44	57.75	---	74	54	-16.25
15781	H	40.28	---	10.12	50.4	---	75	55	-3.6
---	H	---	---	---	---	---	---	---	---
10523	V	45.12	---	9.46	54.58	---	74	54	-19.42
15782	V	38.61	---	10.13	48.74	---	75	55	-5.26
---	V	---	---	---	---	---	---	---	---
11A Channel 56 / 5280 MHz									
Frequency	Ant.Pol. H/V	Peak reading (dBuV)	AV reading (dBuV)	Correction Factor	Emission Level		Peak Limit (dBuV/m)	AV Limit (dBuV/m)	Margin (dB)
					Peak (dBuV/m)	AV (dBuV/m)			
10561	H	43.98	---	9.51	53.49	---	74	54	-20.51
15842	H	39.01	---	10.51	49.52	---	75	55	-4.48
---	H	---	---	---	---	---	---	---	---
10561	V	45.31	---	9.51	54.82	---	74	54	-19.18
15841	V	38.14	---	10.49	48.63	---	74	54	-5.37
---	V	---	---	---	---	---	---	---	---
11A Channel 64 / 5320 MHz									
Frequency	Ant.Pol. H/V	Peak reading (dBuV)	AV reading (dBuV)	Correction Factor	Emission Level		Peak Limit (dBuV/m)	AV Limit (dBuV/m)	Margin (dB)
					Peak (dBuV/m)	AV (dBuV/m)			
10641	H	44.54	---	9.63	54.17	---	74	54	-19.83
15961	H	39.01	---	11.25	50.26	---	74	54	-3.74
---	H	---	---	---	---	---	---	---	---
10642	V	45.21	---	9.63	54.84	---	74	54	-19.16
15959	V	38.31	---	11.23	49.54	---	74	54	-4.46
---	V	---	---	---	---	---	---	---	---

## UNII-3

11A Channel 149 / 5745 MHz									
Frequency	Ant.Pol. H/V	Peak reading (dBuV)	AV reading (dBuV)	Correction Factor	Emission Level		Peak Limit (dBuV/m)	AV Limit (dBuV/m)	Margin (dB)
					Peak (dBuV/m)	AV (dBuV/m)			
11491	H	48.61	---	9.81	58.42	---	74	54	-15.58
17236	H	39.01	---	12.96	51.97	---	75	55	-2.03
---	H	---	---	---	---	---	---	---	---
11493	V	44.02	---	9.81	53.83	---	74	54	-20.17
17235	V	37.02	---	12.95	49.97	---	75	55	-4.03
---	V	---	---	---	---	---	---	---	---
11A Channel 153 / 5765 MHz									
Frequency	Ant.Pol. H/V	Peak reading (dBuV)	AV reading (dBuV)	Correction Factor	Emission Level		Peak Limit (dBuV/m)	AV Limit (dBuV/m)	Margin (dB)
					Peak (dBuV/m)	AV (dBuV/m)			
11531	H	43.05	---	9.91	52.96	---	74	54	-21.04
17296	H	37.86	---	13.21	51.07	---	75	55	-2.93
---	H	---	---	---	---	---	---	---	---
11532	V	44.01	---	9.92	53.93	---	74	54	-20.07
17297	V	38.63	---	13.22	51.85	---	74	54	-2.15
---	V	---	---	---	---	---	---	---	---
11A Channel 165/ 5825 MHz									
Frequency	Ant.Pol. H/V	Peak reading (dBuV)	AV reading (dBuV)	Correction Factor	Emission Level		Peak Limit (dBuV/m)	AV Limit (dBuV/m)	Margin (dB)
					Peak (dBuV/m)	AV (dBuV/m)			
11651	H	43.05	---	10.01	53.06	---	74	54	-20.94
17478	H	38.51	---	14.01	52.52	---	74	54	-1.48
---	H	---	---	---	---	---	---	---	---
11649	V	44.21	---	9.98	54.19	---	74	54	-19.81
17477	V	37.31	---	13.99	51.30	---	74	54	-2.7
---	V	---	---	---	---	---	---	---	---

## Notes:

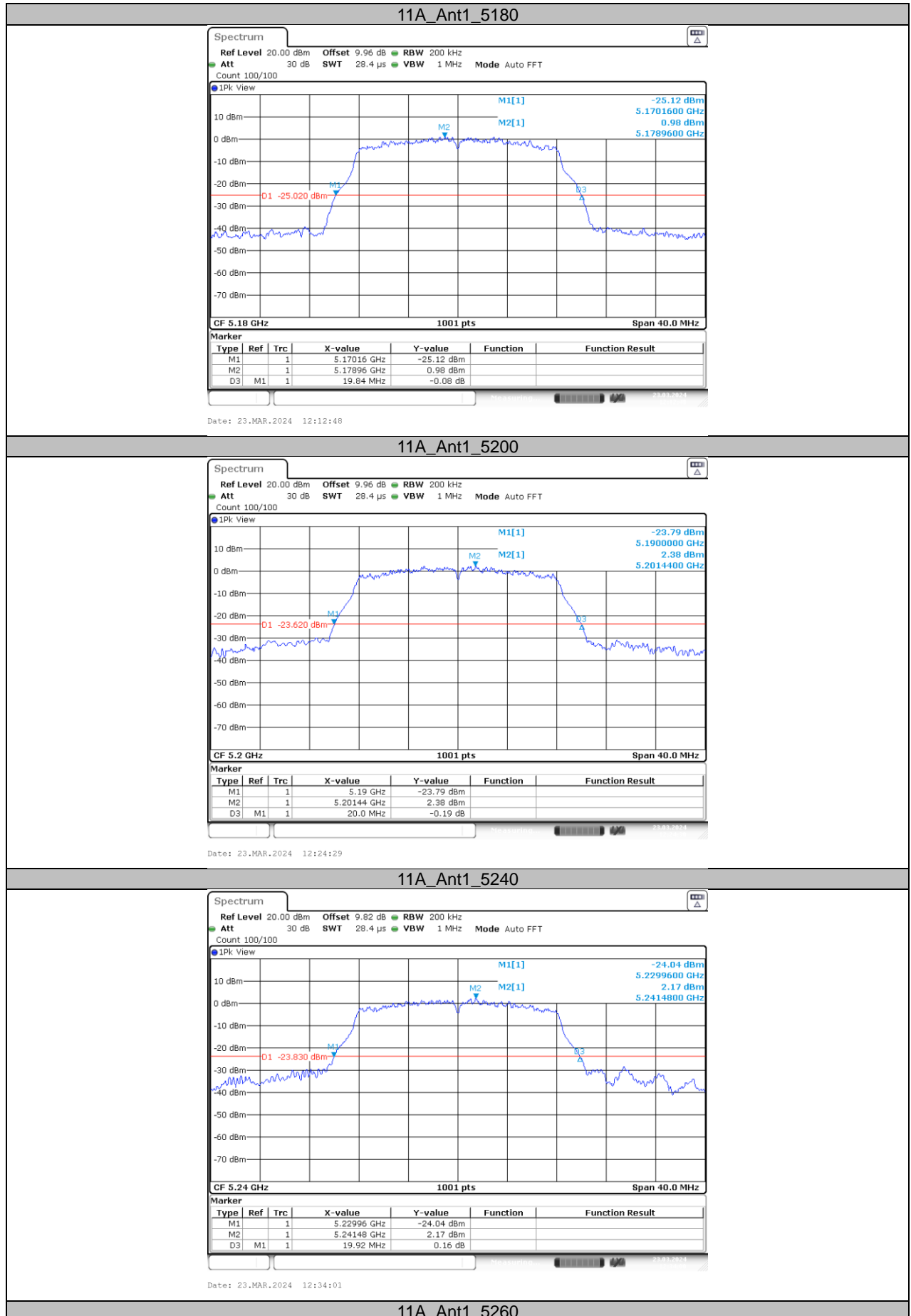
- 1). Radiated emissions measured in frequency range from 9 KHz~10th harmonic or 40GHz (which is less) were made with an instrument using Peak detector mode.
- 2). Data of measurement within this frequency range shown "----" in the table above means the reading of emissions are attenuated more than 20dB below the permissible limits or the field strength is too small to be measured.
- 3). Worst case data at 1Mbps at IEEE 802.11a.
- 4). Measured Level = Reading Level + Factor, Margin = Measured Level – Limit

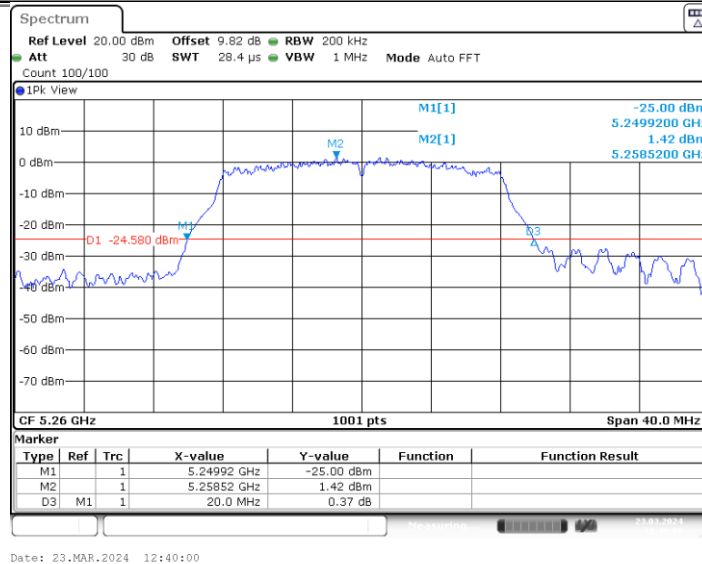
## APPENDIXE -BANDWIDTH

### Appendix A1: Emission Bandwidth

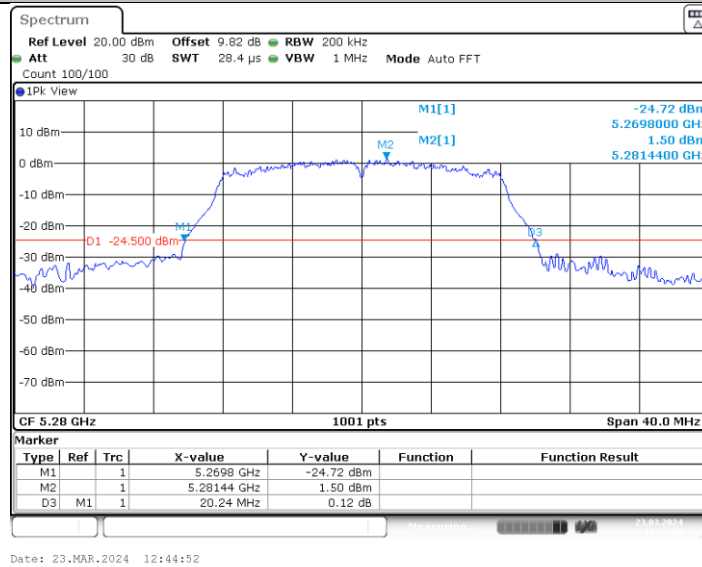
TestMode	Antenna	Freq(MHz )	26db EBW [MHz]	FL[MHz]	FH[MHz]	Limit[MHz]	Verdict
11A	Ant1	5180	19.84	5170.16	5190.00	---	---
		5200	20.00	5190.00	5210.00	---	---
		5240	19.92	5229.96	5249.88	---	---
		5260	20.00	5249.92	5269.92	---	---
		5280	20.24	5269.80	5290.04	---	---
		5320	20.16	5309.80	5329.96	---	---
		5500	19.84	5490.04	5509.88	---	---
		5580	19.88	5570.04	5589.92	---	---
		5700	19.84	5690.16	5710.00	---	---
		5745	20.04	5735.00	5755.04	---	---
		5785	19.76	5775.04	5794.80	---	---
11N20SISO	Ant1	5825	19.96	5814.96	5834.92	---	---
		5180	20.16	5169.84	5190.00	---	---
		5200	20.36	5189.92	5210.28	---	---
		5240	20.12	5229.92	5250.04	---	---
		5260	20.28	5249.88	5270.16	---	---
		5280	20.20	5269.88	5290.08	---	---
		5320	20.44	5309.88	5330.32	---	---
		5500	20.56	5489.64	5510.20	---	---
		5580	20.40	5569.80	5590.20	---	---
		5700	20.44	5689.80	5710.24	---	---
		5745	20.32	5734.80	5755.12	---	---
11N40SISO	Ant1	5785	20.16	5774.92	5795.08	---	---
		5825	20.24	5814.88	5835.12	---	---
		5190	40.48	5169.68	5210.16	---	---
		5230	40.32	5209.76	5250.08	---	---
		5270	40.64	5249.76	5290.40	---	---
		5310	40.72	5289.60	5330.32	---	---
		5510	40.96	5489.28	5530.24	---	---
		5550	40.08	5530.00	5570.08	---	---
		5670	40.80	5649.68	5690.48	---	---
		5755	40.64	5734.84	5775.48	---	---
		5795	40.40	5774.76	5815.16	---	---
11AC20SISO	Ant1	5180	21.68	5169.88	5191.56	---	---
		5200	20.36	5189.72	5210.08	---	---
		5240	20.44	5229.72	5250.16	---	---
		5260	20.40	5249.76	5270.16	---	---
		5280	20.28	5269.84	5290.12	---	---
		5320	20.32	5309.80	5330.12	---	---
		5500	20.64	5489.68	5510.32	---	---
		5580	20.36	5569.84	5590.20	---	---
		5700	20.48	5689.72	5710.20	---	---
		5745	20.28	5734.88	5755.16	---	---
		5785	20.16	5774.96	5795.12	---	---
11AC40SISO	Ant1	5825	20.32	5814.88	5835.20	---	---
		5190	40.72	5169.68	5210.40	---	---
		5230	40.64	5209.44	5250.08	---	---
		5270	40.16	5250.00	5290.16	---	---
		5310	40.80	5289.44	5330.24	---	---
		5510	40.72	5489.76	5530.48	---	---
		5550	40.96	5529.44	5570.40	---	---
		5670	40.40	5650.16	5690.56	---	---
		5755	40.08	5734.92	5775.00	---	---
		5795	40.56	5774.68	5815.24	---	---
11AC80SISO	Ant1	5210	79.84	5170.00	5249.84	---	---
		5290	79.84	5250.16	5330.00	---	---
		5530	81.12	5490.00	5571.12	---	---
		5610	79.52	5570.16	5649.68	---	---
		5775	80.00	5735.00	5815.00	---	---

# Test Graphs

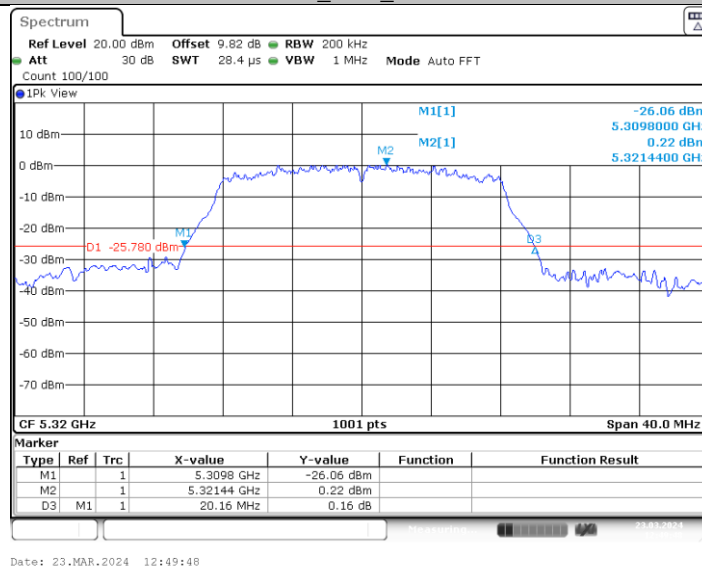




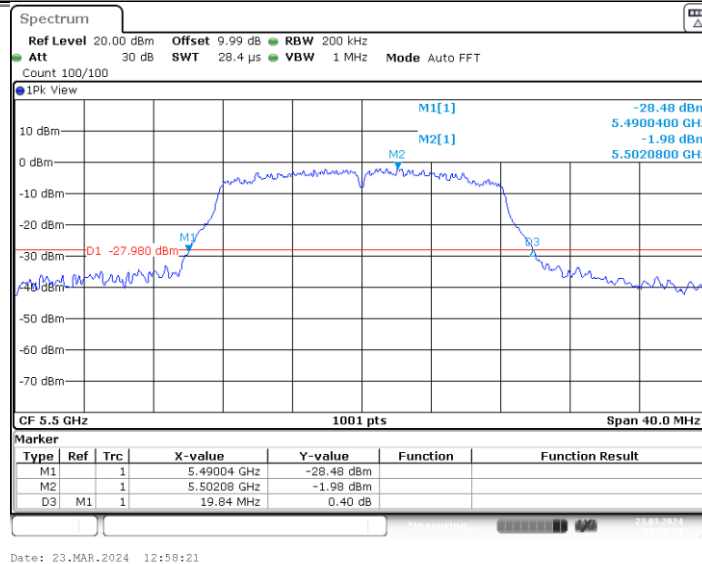
11A\_Ant1\_5280



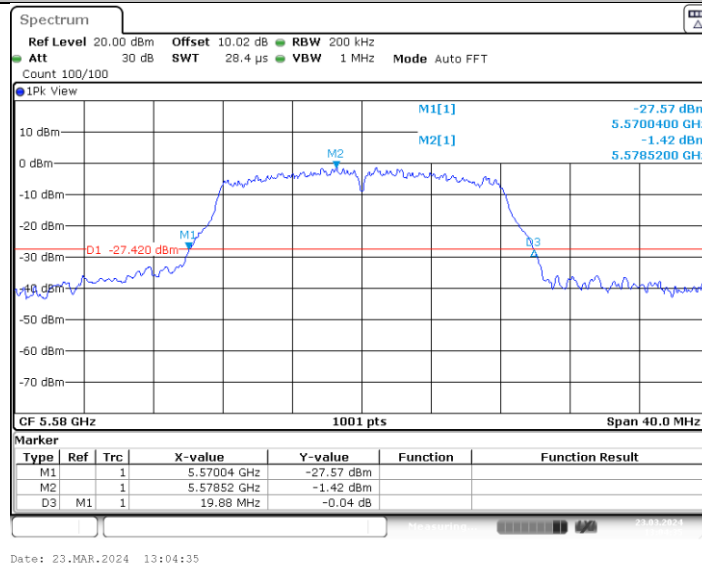
11A\_Ant1\_5320



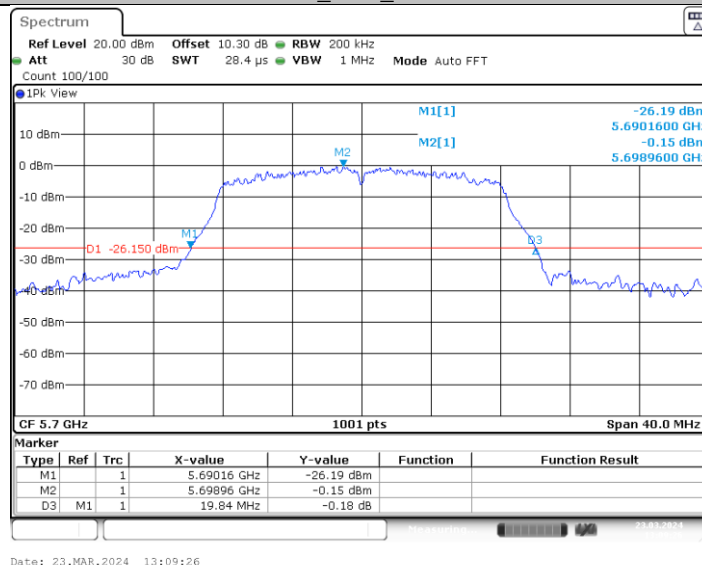
11A\_Ant1\_5500



11A\_Ant1\_5580

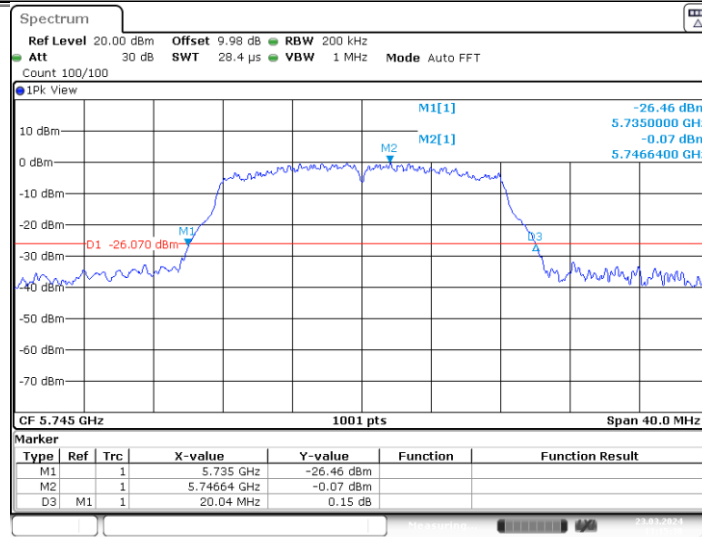


11A\_Ant1\_5700



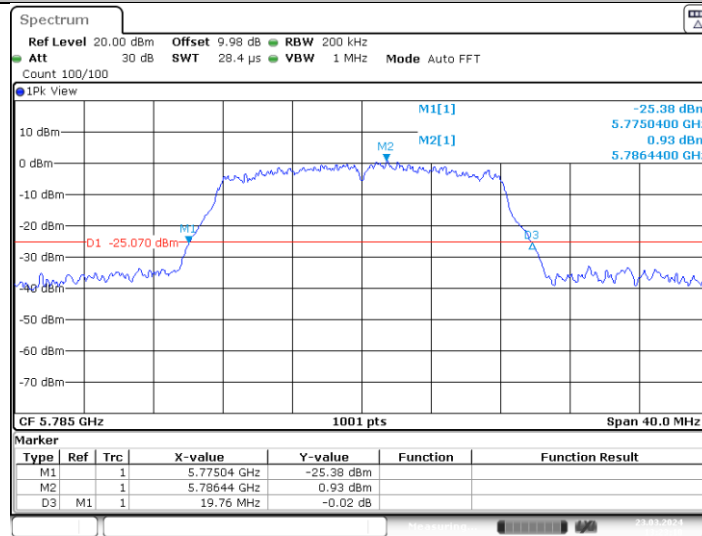
11A\_Ant1\_5745





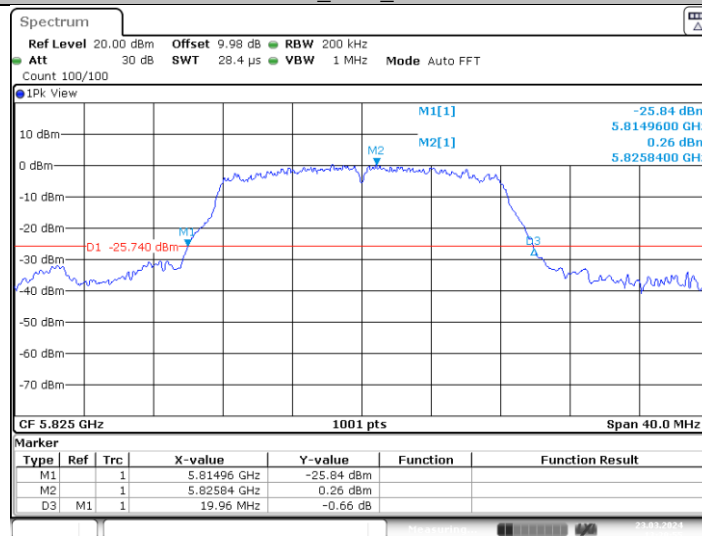
Date: 23.MAR.2024 13:15:30

## 11A\_Ant1\_5785



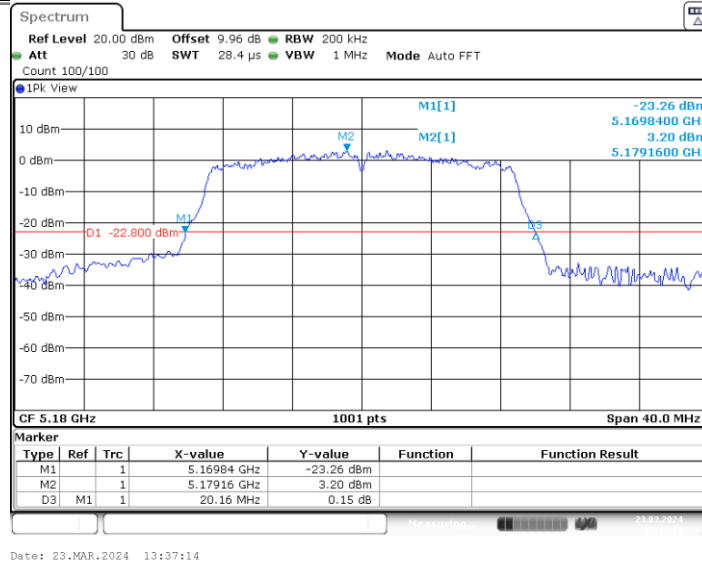
Date: 23.MAR.2024 13:23:10

## 11A\_Ant1\_5825

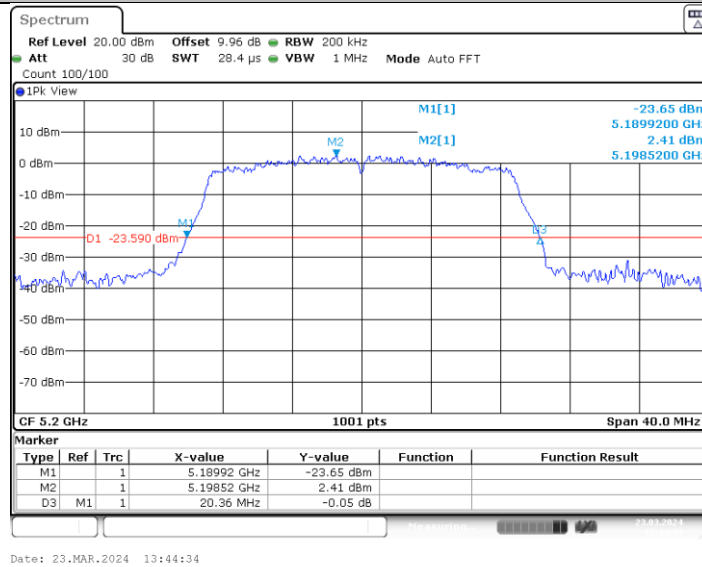


Date: 23.MAR.2024 13:30:55

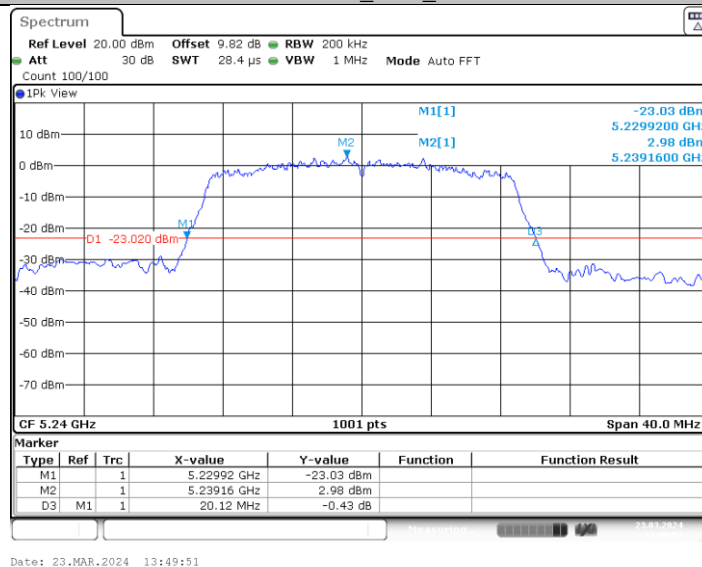
## 11N20SISO\_Ant1\_5180



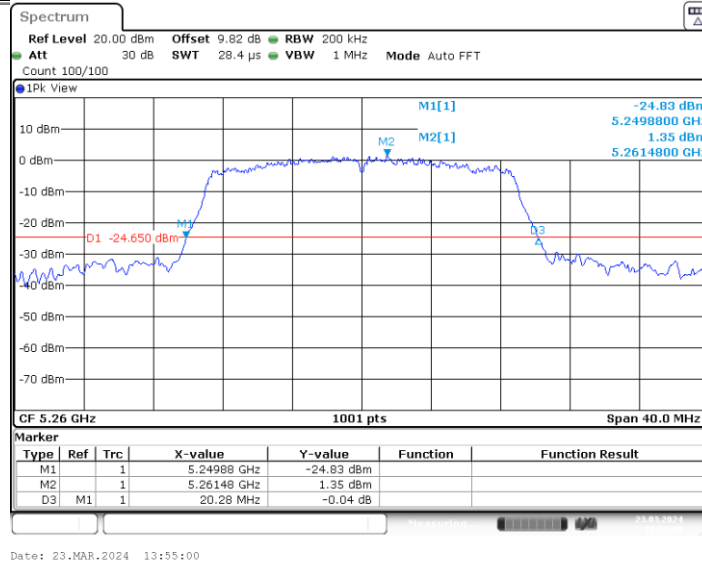
11N20SISO\_Ant1\_5200



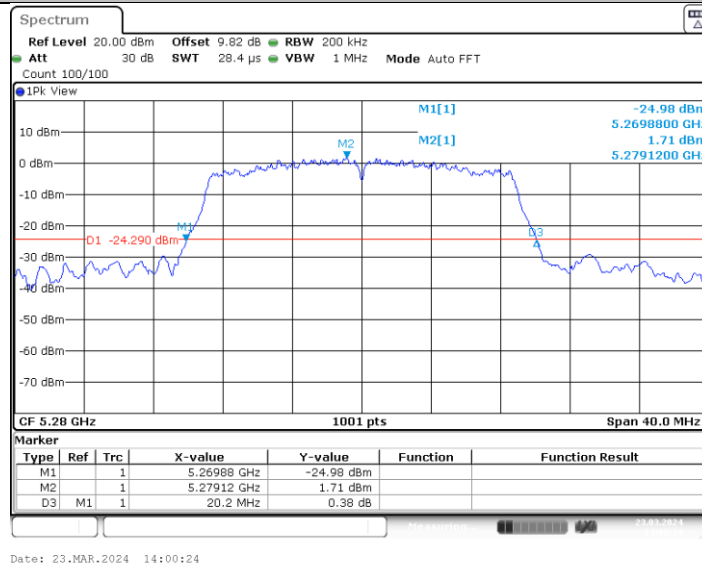
11N20SISO\_Ant1\_5240



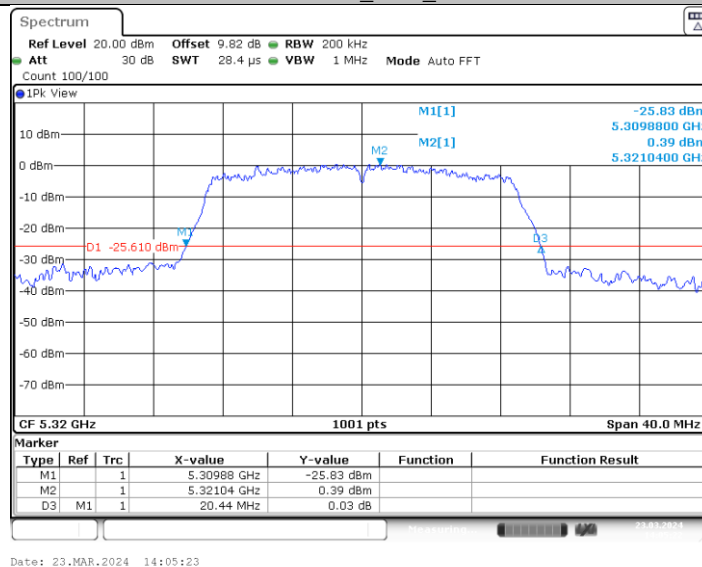
11N20SISO\_Ant1\_5260



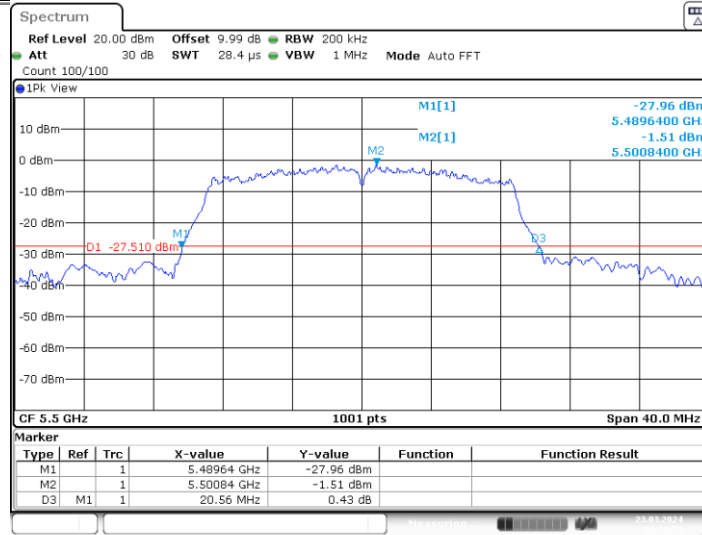
11N20SISO\_Ant1\_5280



11N20SISO\_Ant1\_5320

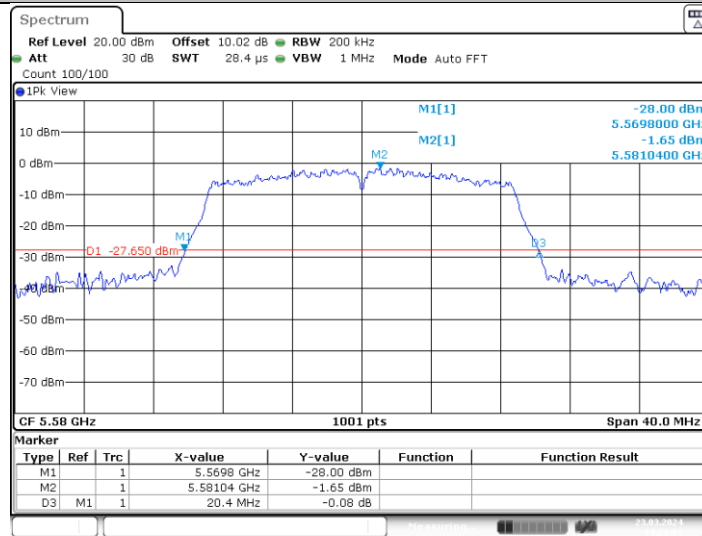


11N20SISO\_Ant1\_5500



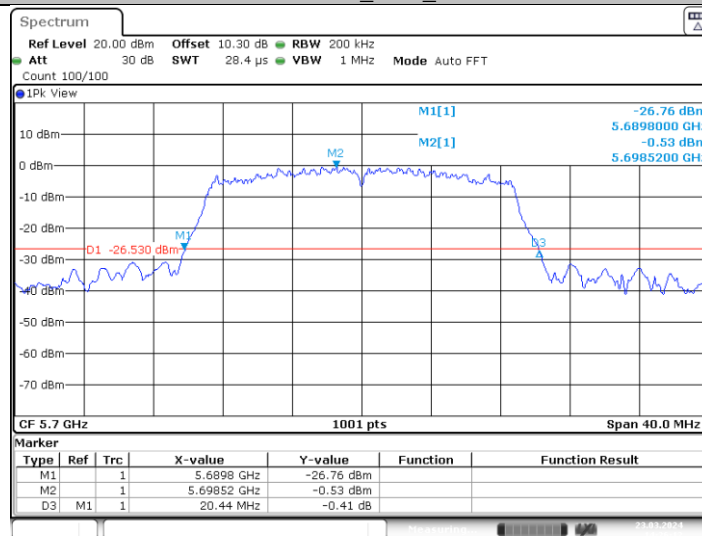
Date: 23.MAR.2024 14:12:52

## 11N20SISO\_Ant1\_5580



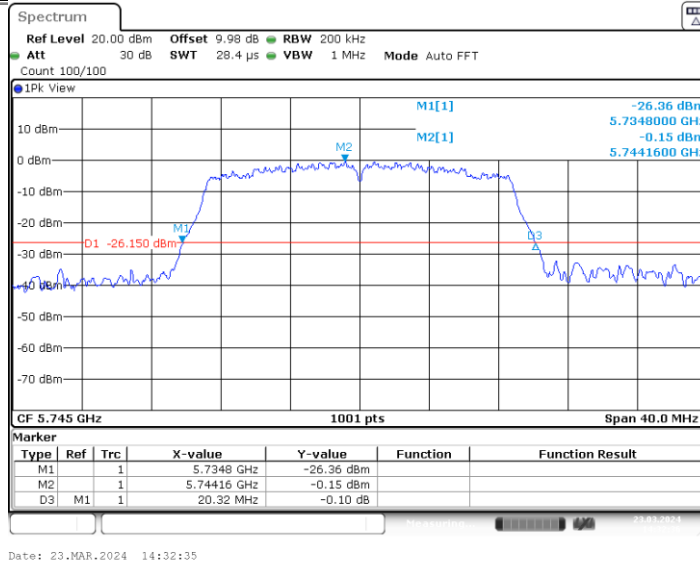
Date: 23.MAR.2024 14:21:01

## 11N20SISO\_Ant1\_5700

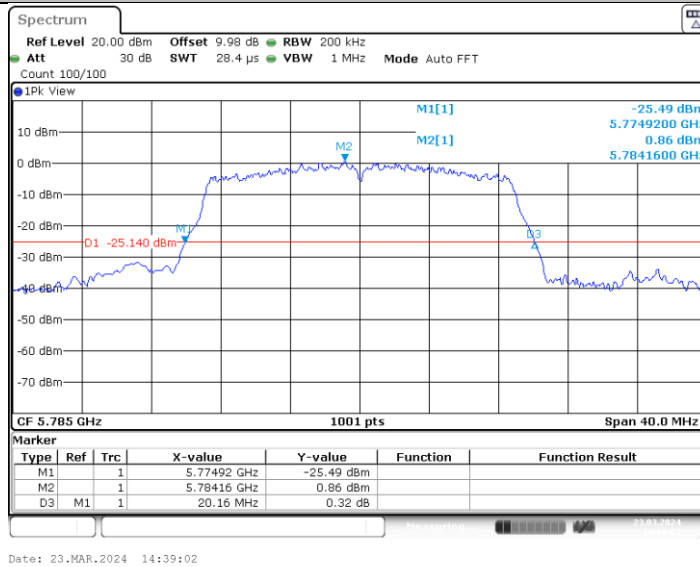


Date: 23.MAR.2024 14:26:12

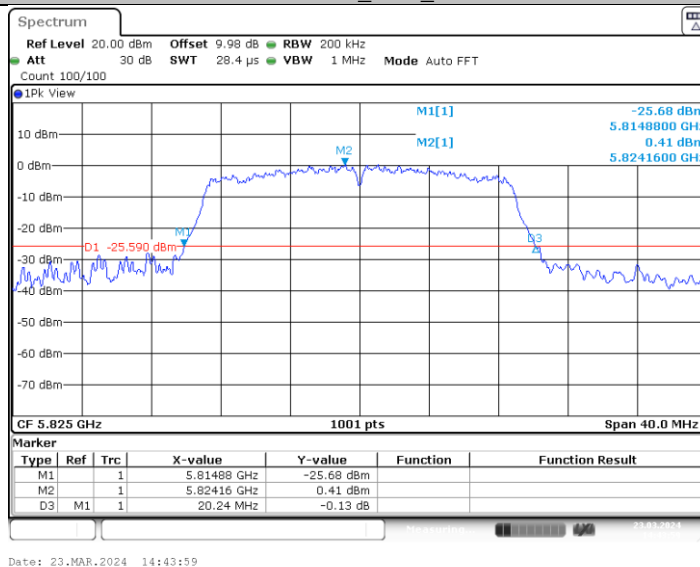
## 11N20SISO\_Ant1\_5745



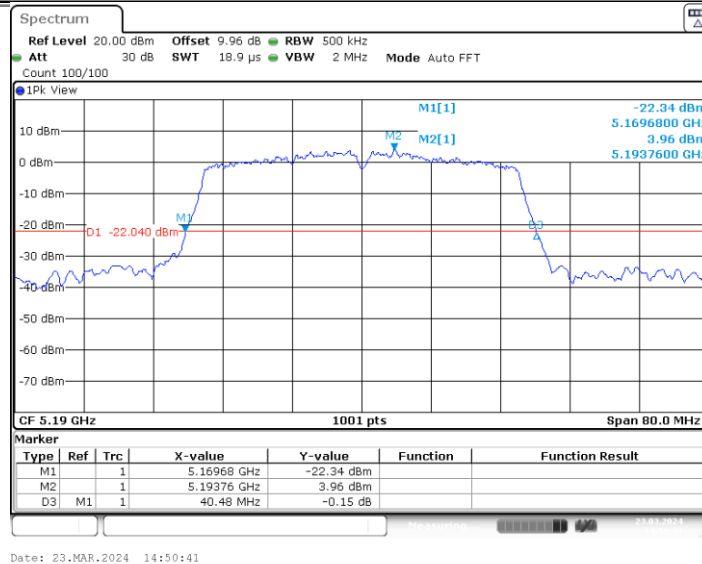
11N20SISO\_Ant1\_5785



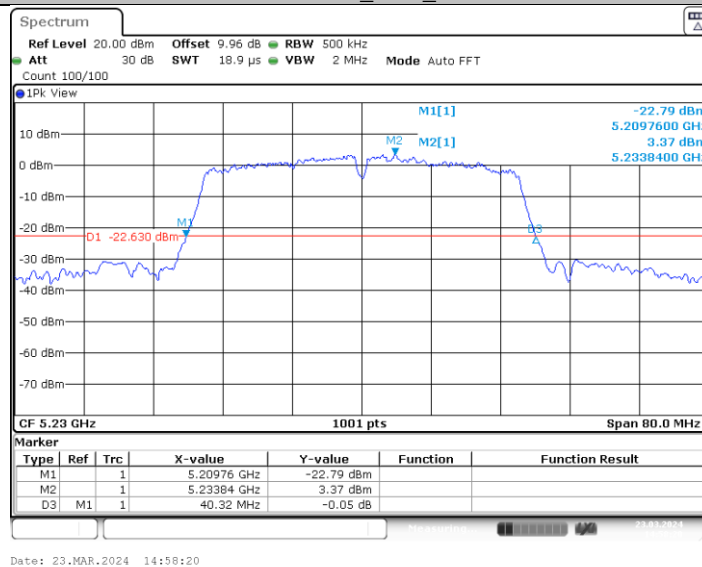
11N20SISO\_Ant1\_5825



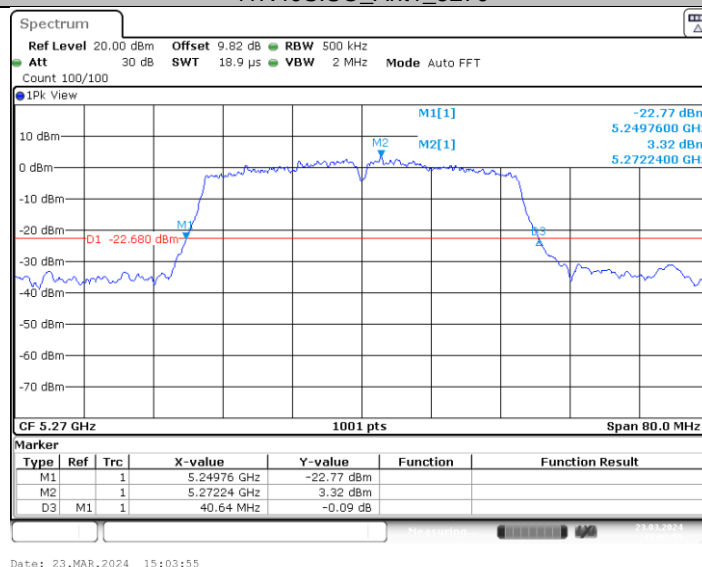
11N40SISO\_Ant1\_5190



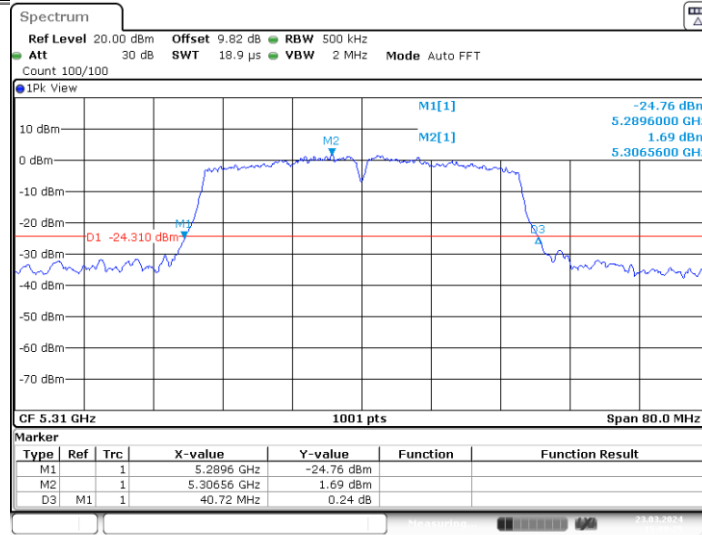
11N40SISO\_Ant1\_5230



11N40SISO\_Ant1\_5270

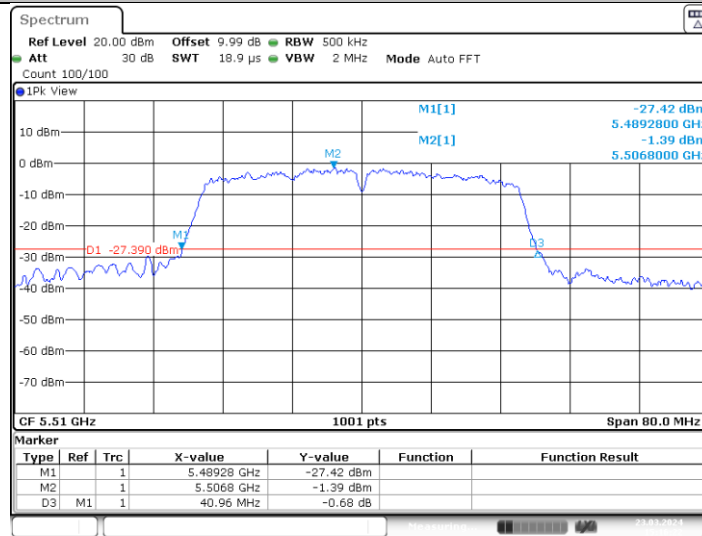


11N40SISO\_Ant1\_5310



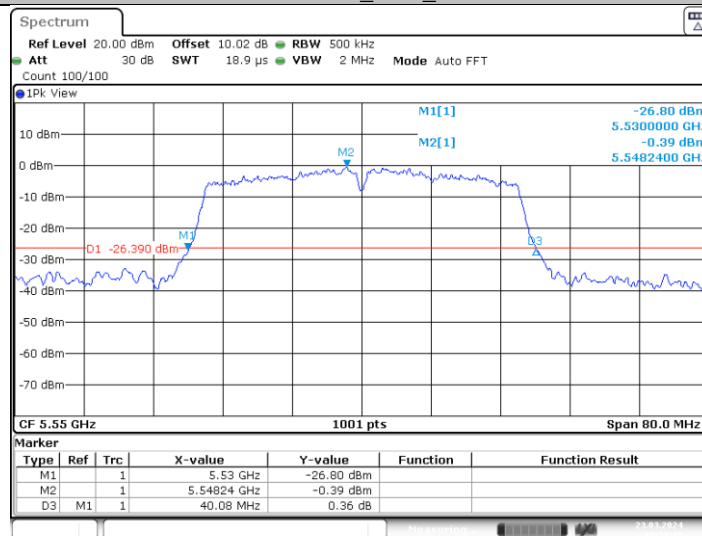
Date: 23.MAR.2024 15:09:25

### 11N40SISO\_Ant1\_5510



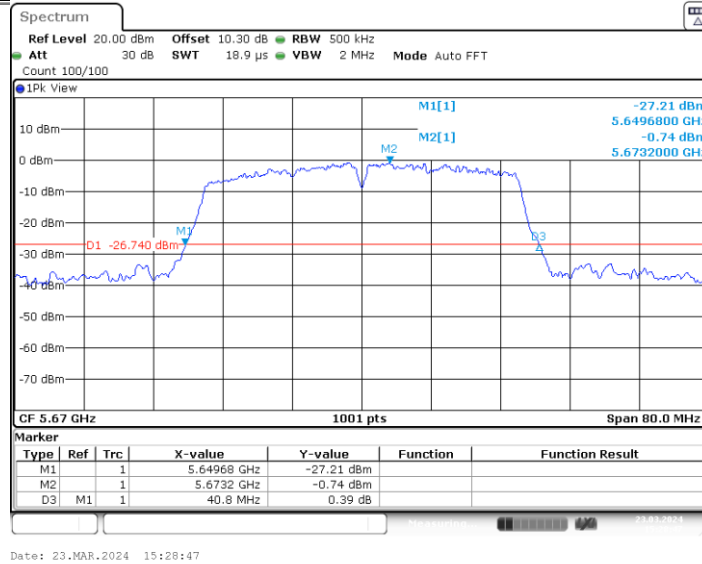
Date: 23.MAR.2024 15:16:22

### 11N40SISO\_Ant1\_5550

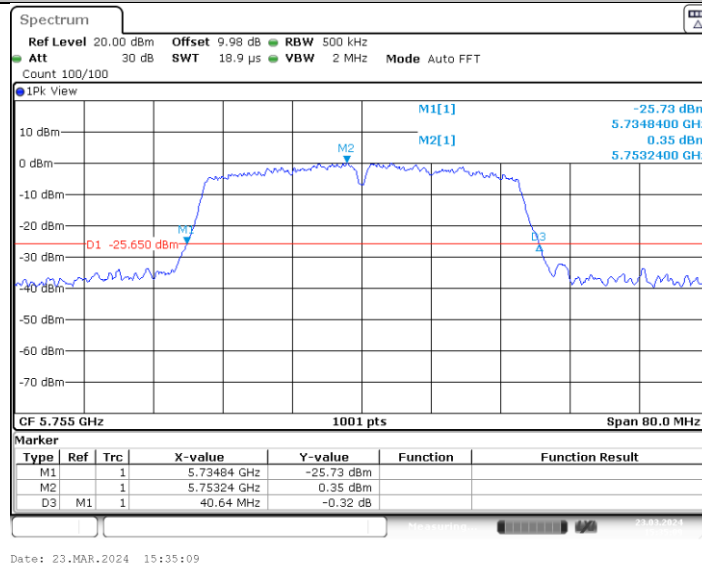


Date: 23.MAR.2024 15:23:39

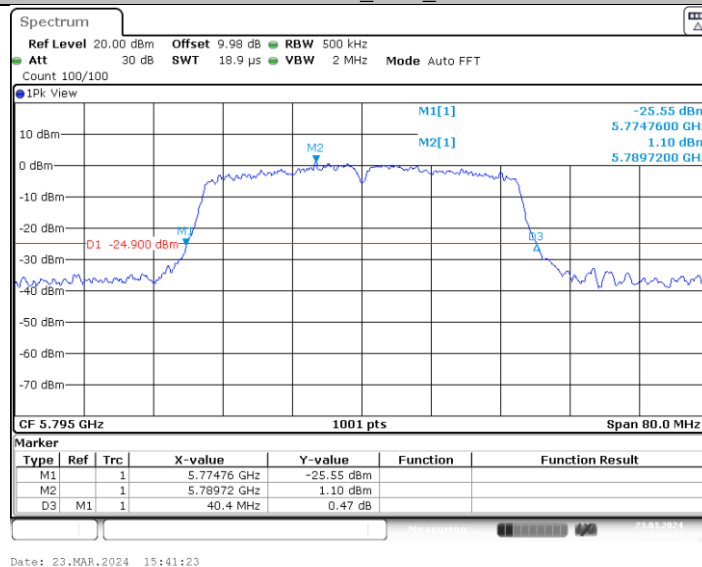
### 11N40SISO\_Ant1\_5670



11N40SISO\_Ant1\_5755

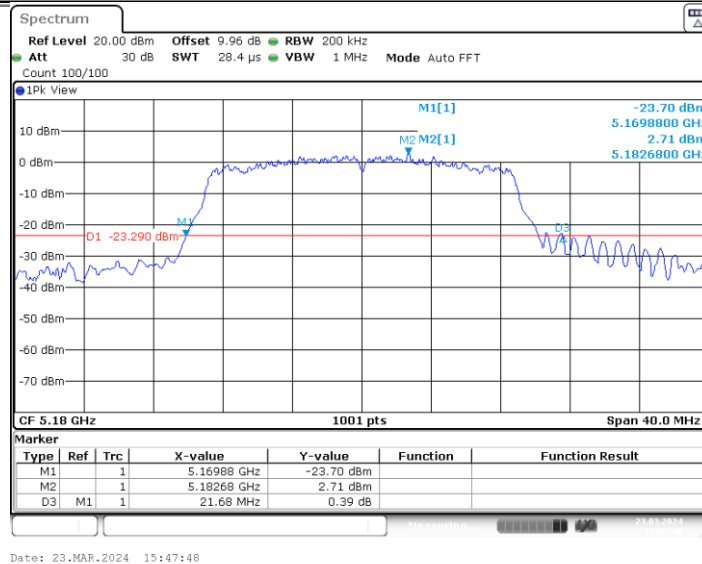


11N40SISO\_Ant1\_5795

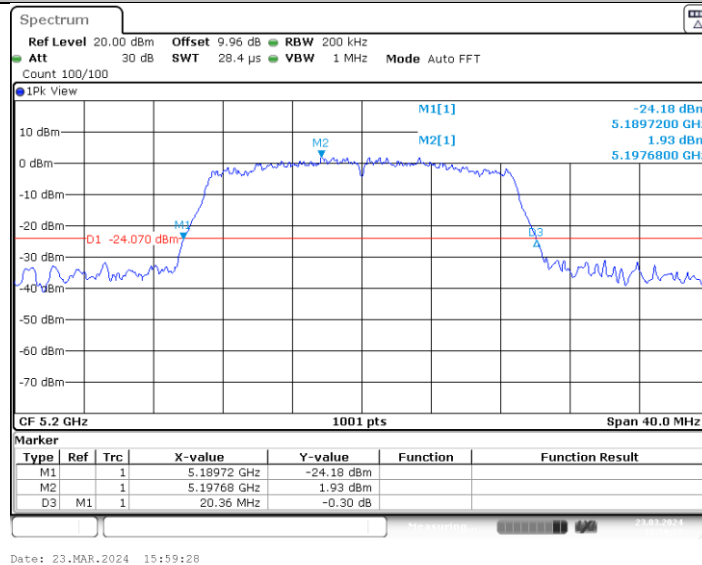


11AC20SISO\_Ant1\_5180

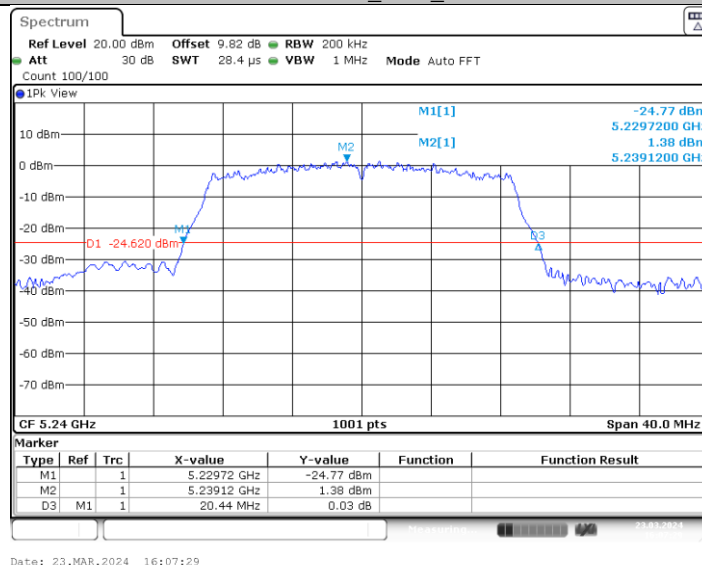




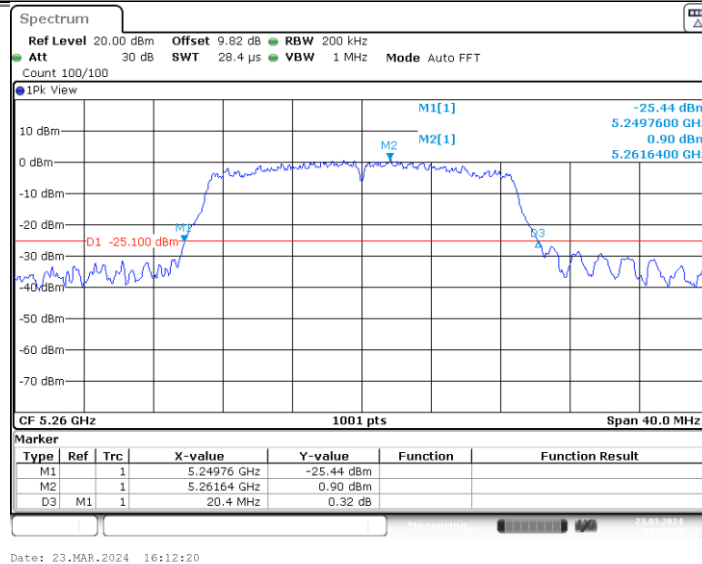
11AC20SISO\_Ant1\_5200



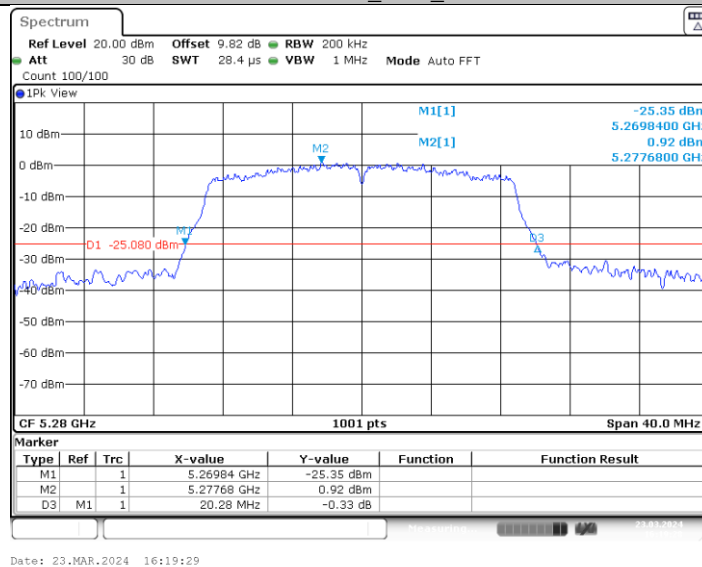
11AC20SISO\_Ant1\_5240



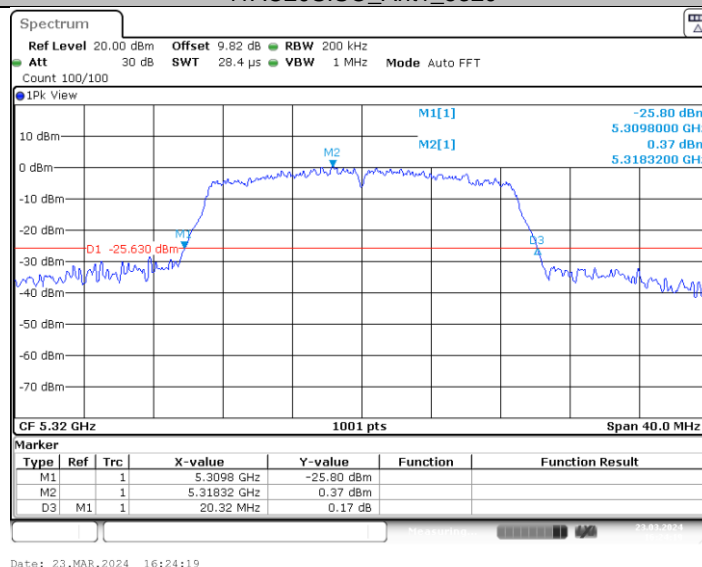
11AC20SISO\_Ant1\_5260



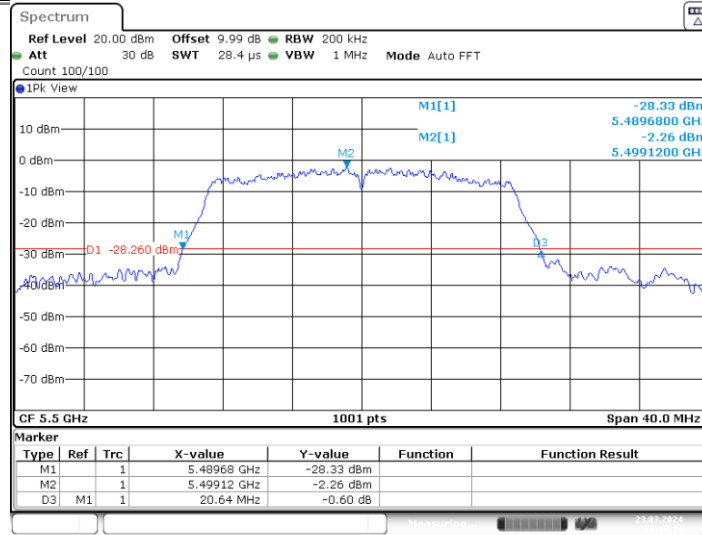
### 11AC20SISO\_Ant1\_5280



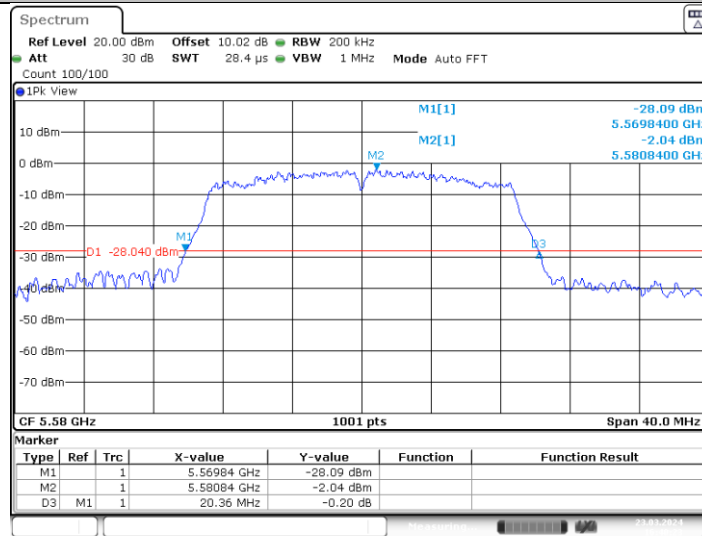
### 11AC20SISO\_Ant1\_5320



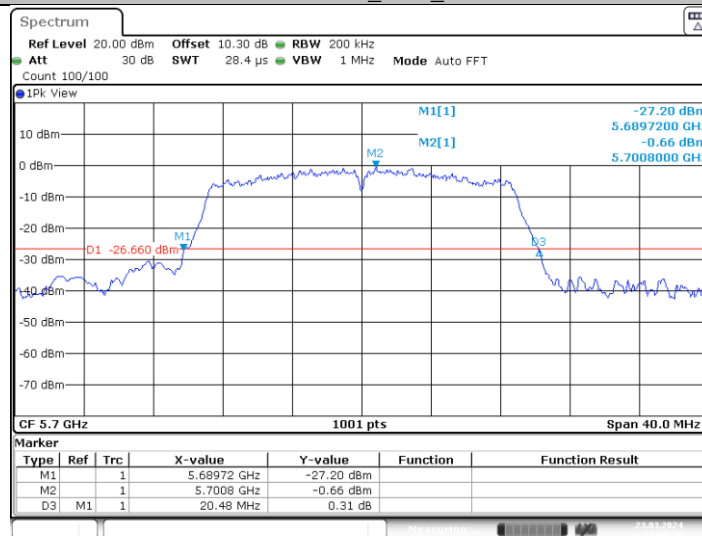
### 11AC20SISO\_Ant1\_5500



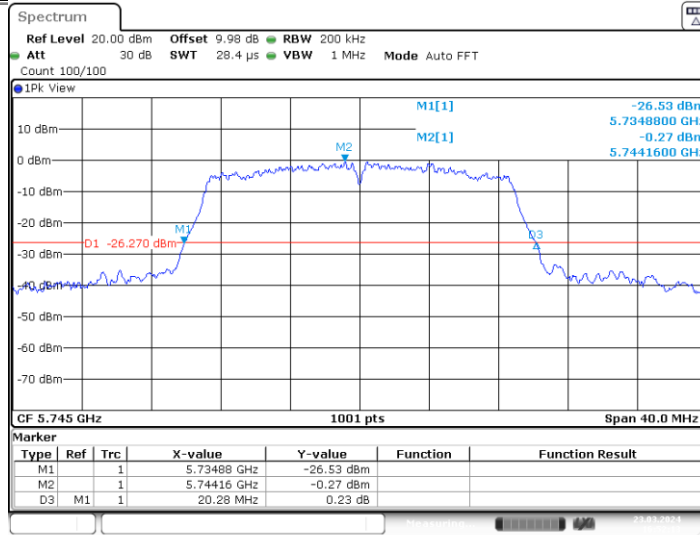
11AC20SISO\_Ant1\_5580



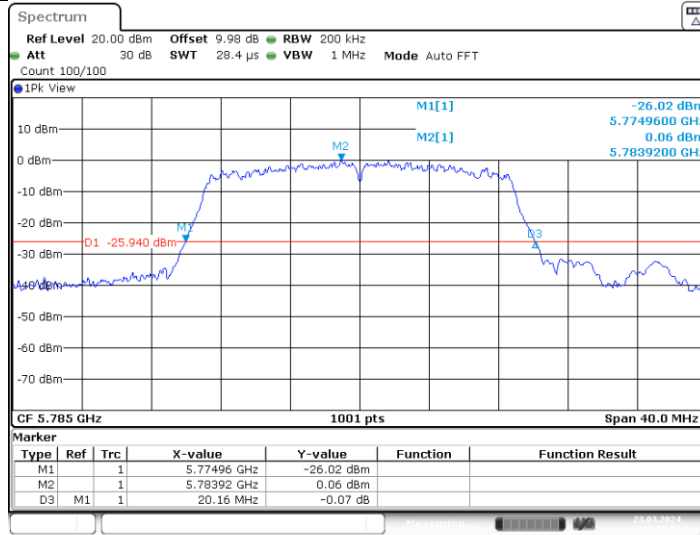
11AC20SISO\_Ant1\_5700



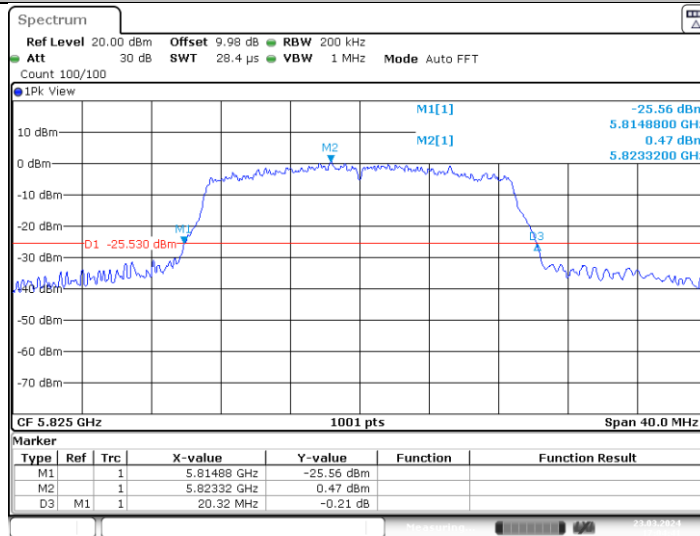
11AC20SISO\_Ant1\_5745



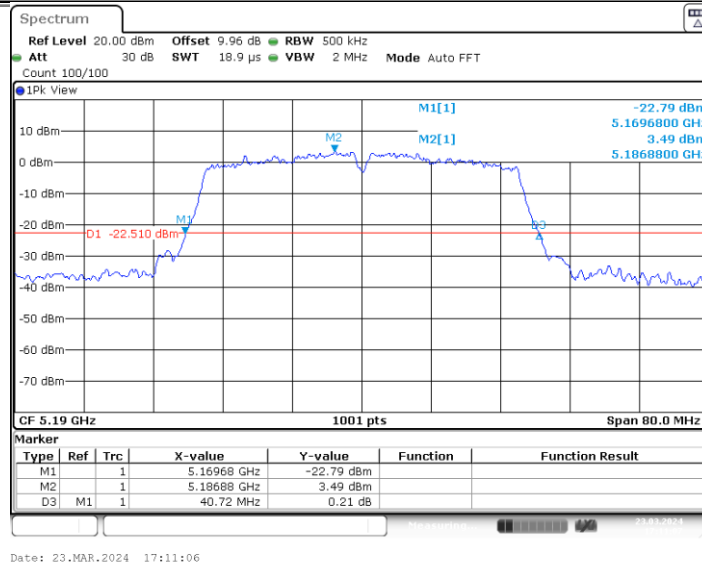
## 11AC20SISO\_Ant1\_5785



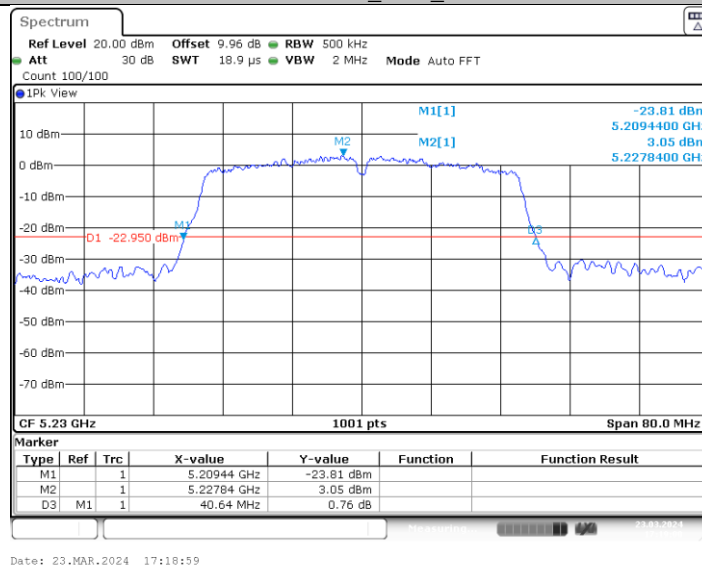
## 11AC20SISO\_Ant1\_5825



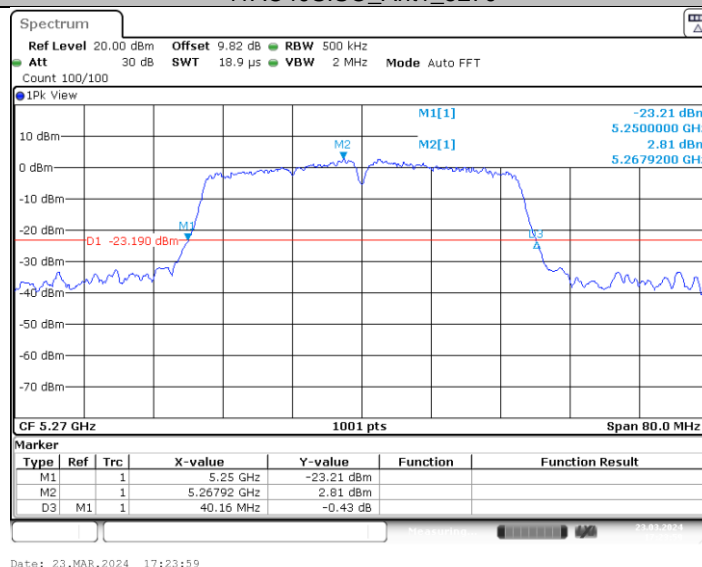
## 11AC40SISO\_Ant1\_5190



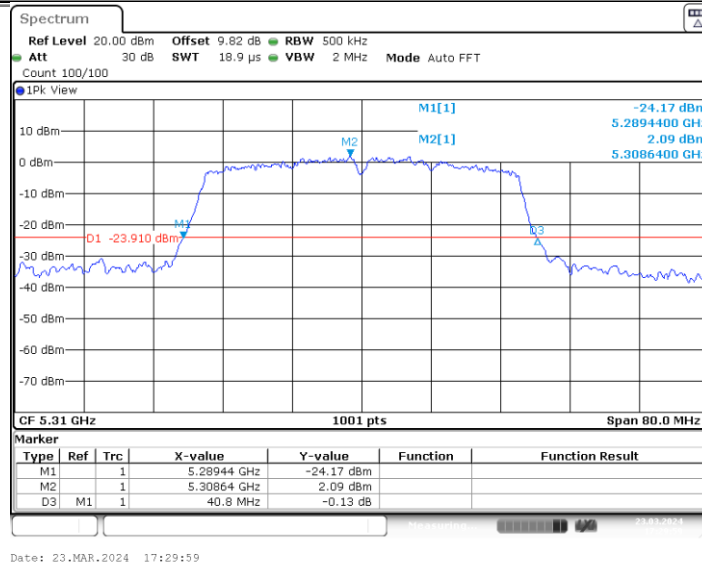
11AC40SISO\_Ant1\_5230



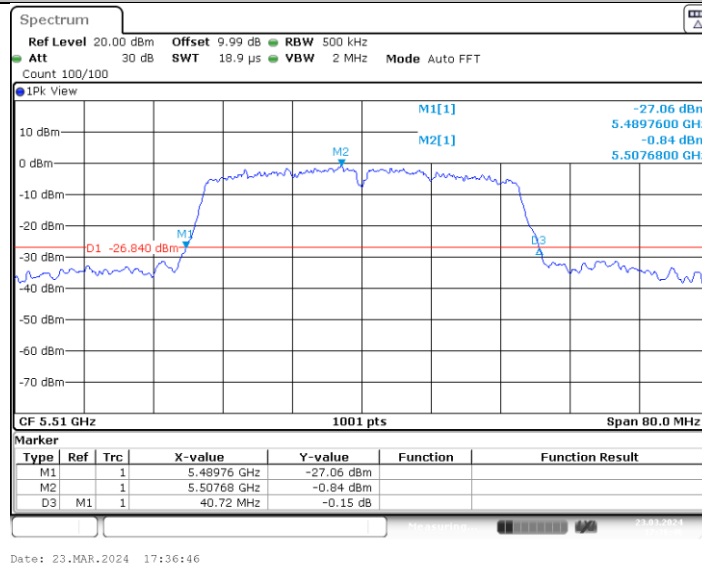
11AC40SISO\_Ant1\_5270



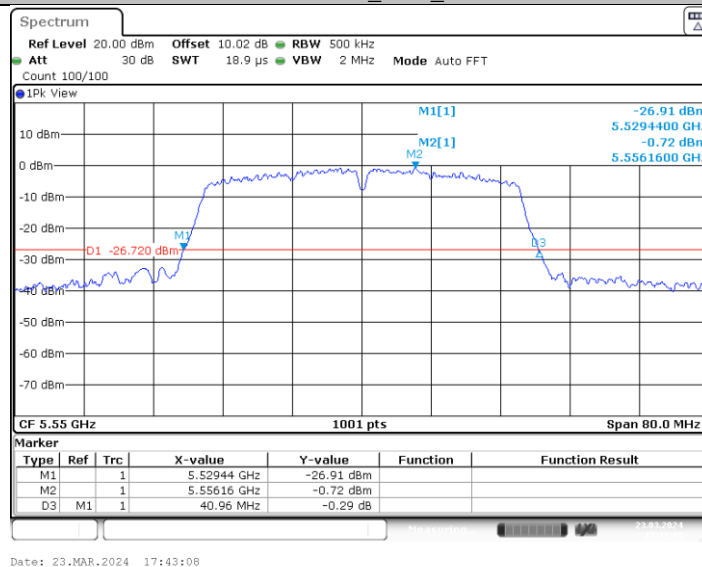
11AC40SISO\_Ant1\_5310



11AC40SISO\_Ant1\_5510



11AC40SISO\_Ant1\_5550



11AC40SISO\_Ant1\_5670