

billboard®

Bluetooth®

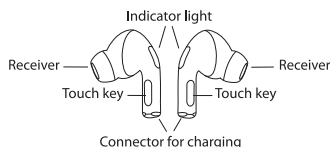
TRUE WIRELESS

STEREO EARBUDS



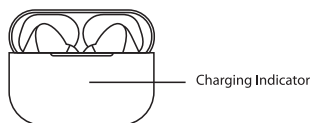
Introduction to function:

Hold down: Power on/off
Short press: pause/play songs
Double click: redial last number
Triple click: left - previous/right - next track
Answer calls: click while being called
Refuse calls: hold down 1.5 seconds



Earphone indicator light:

Power on: The indicator is flash red
Successful pairing: The indicator is off
Charging: The indicator is steady red
Charging complete: The indicator is off



Charging case:

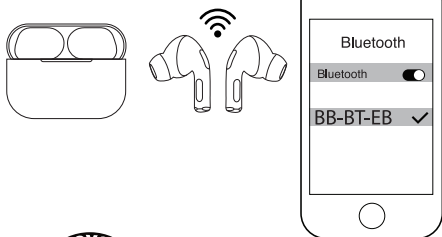
Charging: The indicator is flash red
Charging complete: The indicator is steady red

NOTE: Single press the button on back side of charging base to begin charging earbuds and long press the button for 2 seconds to stop charging earbuds.

Connection Method:

When the charging case and earbuds are charged the earbuds will power on automatically when the earbuds are removed from the case. The indicator lights on the earbuds so begin to flash red; this means the earbuds are ready to pair. Once the lights start flashing open up your Bluetooth settings on your phone. These TWS earbuds will be labeled as "BB-BT-EB". Click to connect. If the earbuds lights are off, the connection is successful.

Under the condition that the earbuds do not automatically turn on, hold down the touch key on the earbuds for about three seconds to power on. When the earbuds are put back in the charging case, it will disconnect with the mobile phone and power off. If you want to turn the earbuds off without putting them in the charging case, hold down the touch key for about 5 seconds



BATTERY CAUTION: Do not disassemble, short circuit, or expose to fire or high temperature. Properly connect specified devices. Recycle battery according to local, state and national regulations.



It may damage your hearing if you listen with high volume for a long time. It is recommended you use the lowest volume possible for listening to music.

Device Safety

- Your True Wireless Earbuds have internal rechargeable batteries. Improper usage may result in the Earbuds becoming hot, ignite or burst and cause injury if exposed to conditions of abuse.
- Do not disassemble, throw away or damage the True Wireless Earbuds.
- Store the True Wireless Earbuds in a dry place, keeping them away from damp corrosive materials and environments such as salt air.
- Keep the True Wireless Earbuds away from direct sunlight, fire and high voltage equipment. Do not store the True Wireless Earbuds inside a car during hot weather. Remember a closed car acts as a green house allowing the inside to reach high temperatures.
- The True Wireless Earbuds are not a toy. Please keep them out of the reach of young children.
- Please do not discard the True Wireless Earbuds. Consult your local waste collection agency for proper disposal or recycling methods. You may also contact "Call2Recycle" at 877-273-2925 or online at "call2recycle.org" for a battery recycling drop off location near you.



Additional information.

Make sure the earbuds are paired before use and the Bluetooth function is activated on your phone. Make sure the earbuds are charged before use.

Safety use of the lithium battery

The lithium batteries inside these products or not removable, do not attempt to remove these batteries.

Charging case power input: DC 5V/500mAh
Earbuds power input DC 5V/50mAh
Charging environment: 10 ~ 50 °C
Keep the earbuds and the charging case away from extreme temperatures and water.

Battery Information

Your earbuds are powered by a rechargeable batteries. The full performance of new batteries is achieved only after two to three complete charge and discharge cycles. The batteries can be charged and discharged hundreds of times, but it will eventually wear out.

- Do not leave a fully charged earbuds connected to a charger, overcharging may shorten their lifetime. If left unused, fully charged earbud batteries will lose their charge over time.
- Never use any charger that is damaged.
- Leaving the device in hot or cold places will reduce the capacity and lifetime of the batteries. Optimal temperature for the batteries is between 59°F and 77°F. A device with a hot or cold batteries may not work temporarily, even when the batteries are fully charged.
- Do not dispose of batteries in a fire as they may explode. Batteries may also explode if damaged. Always dispose of batteries according to local regulations. Please recycle. Do not dispose as household waste.

Technical Support

techsupport@esicellular.com or call (800) 472-2735

ESI Cases and Accessories
44 East 32nd Street, 6th floor, New York, New York 10016



©2021 Billboard IP Holdings, LLC. All rights reserved.

Billboard®, the Billboard logo, HOT 100 and associated Characters, trademarks, and design elements are owned and licensed by Billboard IP Holdings, LLC.

All other trademarks are the property of their Respective companies. The Bluetooth® word mark and logos are registered trademarks owned by the Bluetooth SIG, Inc.

FCC Information

FCC ID: 2AML6KR320

This device complies with Part 15 of the FCC rules. Operation is subject to the following two conditions: (1) this device may not cause harmful interference, and (2) this device must accept any interference received; including interference that may cause undesired operation. Federal Communications Commission (FCC) Statement This Equipment has been tested and found to comply with the limits for a Class B digital device, pursuant to Part 15 of the FCC rules. These limits are designed to provide reasonable protection against harmful interference in a residential installation. This equipment generates, uses and can radiate radio frequency energy and, if not installed and used in accordance with the instructions, may cause harmful interference to radio communications. However, there is no guarantee that interference will not occur in a particular installation. If this equipment does cause harmful interference to radio or television reception, which can be determined by turning the equipment off and on, the user is encouraged to try to correct the interference by one or more of the following measures:

- Reorient or relocate the receiving antenna.
- Increase the separation between the equipment and receiver.
- Connect the equipment into an outlet on a circuit different from that to which the receiver is connected.
- Consult the dealer or an experienced radio/TV technician for help.

Warning: Changes or modifications to this unit not expressly approved by the party responsible for compliance could void the user authority to operate the equipment. Tested to comply with FCC standard. FOR HOME OR OFFICE USE.

Warning:

This equipment complies with FCC RF radiation exposure limits set forth for an uncontrolled environment. This device and its antenna(s) must not be co-located or conjunction with any other antenna or transmitter.

Limited Warranty

ESI Cases and Accessories warrants to the first consumer purchaser that this product, when shipped in its original container to the original purchaser, will be free from defective workmanship and materials for one year and agrees that it will, at its option, either repair the defect or replace the defective product or part thereof at no charge to the purchaser for parts or labor for the time periods described.

This warranty does not apply to any appearance items of the product nor to the additional excluded item(s) set forth below nor to any product the exterior of which has been damaged or defaced which has been subjected to misuse, abnormal service or handling or which has been altered or modified in design or construction. The limited warranty described herein is in addition to an applicable law. ALL IMPLIED WARRANTIES INCLUDING THE WARRANTIES OF MERCHANTABILITY AND FITNESS FOR USE ARE LIMITED TO THE PERIOD FROM THE DATE OF ORIGINAL PURCHASE SET FORTH BELOW. Some states do not allow limitations on how long an implied warranty last, so the above limitation may not apply to you. Neither the sales personnel of the seller nor any other person is authorized to make any warranties other than those described herein or to extend the duration of any warranties beyond the time period described herein on the behalf of ESI Cases and Accessories.

The warranties described herein shall be the sole and exclusive warranties granted by ESI Cases and Accessories and shall be the sole and exclusive remedy available to the purchaser corrections of defects, in the manner and for the period of time described herein, shall constitute complete fulfillment of all liabilities and responsibilities of ESI Cases and Accessories to the purchaser with respect to the product and shall constitute full satisfaction of all claims, whether based on contract negligence, strict liability or otherwise. In no event shall ESI Cases and Accessories be liable or in any way responsible, for any incidental or consequential economic or property damage. Some states do not allow the exclusion of incidental or consequential damages, so the above exclusion may not apply to you. THIS WARRANTY GIVES YOU SPECIFIC LEGAL RIGHTS. YOU MAY ALSO HAVE OTHER RIGHTS, WHICH VARY FROM STATE TO STATE.

This warranty does not cover cables that have become frayed, cracked, or broken from use. The user should immediately replace this, or any, charge cable that has become frayed, cracked, or broken, as it may constitute a serious safety risk, including electrocution, if it is continued to be used.

Send device with the product to:

ESI Cases and Accessories
44 East 32nd Street, 6th floor, New York, New York 10016

*Enclose proof of purchase and \$11.95 for Shipping and Handling.

USER MANUAL



INTRODUCTION

Thank you for purchasing the **billboard®** True Wireless Earbuds. For best use of this device, we recommend carefully reading this user manual and keeping it for your records.

Package contains:

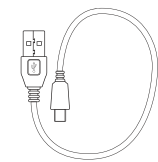
- a. Wireless Two Earbuds
- b. Charging case
- c. USB charging cable
- d. User manual



b.



c.



d.



VENDOR: PLEASE ADD FCC ID

EARBUDS PAIR AS BB-BT-EB