

EMI Test Report

Tested in accordance with
Federal Communications Commission (FCC)
Personal Communications Services
CFR 47, Parts 2, 22, 24, 27



REPORT NO.: RTS-6057-1411-21

PRODUCT MODEL NO.: RGV161LW (SQW100-3)
TYPE NAME: BlackBerry® smartphone
FCC ID: L6ARGV160LW


EMISSION DESIGNATOR (GSM): 247KGXW
EMISSION DESIGNATOR (EDGE): 245KG7W
EMISSION DESIGNATOR (WCDMA): 4M17F9W
EMISSION DESIGNATOR (LTE QPSK): See details in Appendix
EMISSION DESIGNATOR (LTE 16QAM): See details in Appendix

DATE: November 30, 2014

RTS is accredited
according to
EN ISO/IEC 17025 by:



592

 BlackBerry	EMC Test Report for the BlackBerry® smartphone Model RGV161LW (SQW100-3)	
Test Report No.: RTS-6057-1411-21	Dates of Test: November 5 to 25, 2014	FCC ID: L6ARGV160LW

Statement of Performance:

The BlackBerry® smartphone, model RGV161LW (SQW100-3), part number CER-59664-001 Rev 1-x07-001 and accessories perform within the requirements of the test standards when configured and operated per Blackberry's operation instructions.

Declaration:

We hereby certify that:

The test data reported herein is an accurate record of the performance of the sample(s) tested.

The test results are valid for the tested unit (s) only.

The test equipment used was suitable for the tests performed and within manufacturer's published specifications and operating parameters.

The test methods were consistent with the methods described in the relevant standards.

Documented by:

Reviewed by:

Shiva Kumbham
Compliance Specialist Associate

Kevin Guo
Compliance Specialist I (Regulatory)

Reviewed and Approved by:

Masud S. Attayi, P.Eng.
Manager, Regulatory Compliance



	EMC Test Report for the BlackBerry® smartphone Model RGV161LW (SQW100-3)	
Test Report No.: RTS-6057-1411-21	Dates of Test: November 5 to 25, 2014	FCC ID: L6ARGV160LW


Table of Contents

A. SCOPE.....	5
B. ASSOCIATED DOCUMENTS.....	5
C. PRODUCT IDENTIFICATION	6
D. SUPPORT EQUIPMENT USED FOR THE TESTING OF THE EUT	7
E. TEST RESULTS CHART.....	8
F. SUMMARY OF RESULTS	10
G. COMPLIANCE TEST EQUIPMENT USED	22
H. TEST SOFTWARE USED	23
APPENDIX 1A – GSM CONDUCTED RF EMISSIONS TEST DATA/PLOTS.....	24
APPENDIX 1B – GSM FREQUENCY STABILITY TEST DATA	42
APPENDIX 1C – GSM RADIATED EMISSIONS TEST DATA	54
APPENDIX 2A– WCDMA BAND II/IV/V CONDUCTED RF EMISSIONS TEST DATA/PLOTS	61
APPENDIX 2B – WCDMA BAND II/IV/V FREQUENCY STABILITY TEST DATA.....	88
APPENDIX 2C – WCDMA BAND II/IV/V RADIATED EMISSIONS TEST DATA	104
APPENDIX 3A– LTE BAND 2 CONDUCTED RF EMISSIONS TEST DATA/PLOTS	114
APPENDIX 3B – LTE BAND 2 FREQUENCY STABILITY TEST DATA.....	130
APPENDIX 3C – LTE BAND 2 RADIATED EMISSIONS TEST DATA	138
APPENDIX 4A– LTE BAND 5 CONDUCTED RF EMISSIONS TEST DATA/PLOTS	141
APPENDIX 4B – LTE BAND 5 FREQUENCY STABILITY TEST DATA.....	159
APPENDIX 4C – LTE BAND 5 RADIATED EMISSIONS TEST DATA	167
APPENDIX 5A– LTE BAND 4 CONDUCTED RF EMISSIONS TEST DATA/PLOTS	170
APPENDIX 5B – LTE BAND 4 FREQUENCY STABILITY TEST DATA.....	189
APPENDIX 5C – LTE BAND 4 RADIATED EMISSIONS TEST DATA	197
APPENDIX 6A– LTE BAND 17 CONDUCTED RF EMISSIONS TEST DATA/PLOTS	200

This report shall NOT be reproduced except in full without the written consent of BlackBerry RTS - A division of BlackBerry Limited.

	EMC Test Report for the BlackBerry® smartphone Model RGV161LW (SQW100-3)	
Test Report No.: RTS-6057-1411-21	Dates of Test: November 5 to 25, 2014	FCC ID: L6ARGV160LW

APPENDIX 6B – LTE BAND 17 FREQUENCY STABILITY TEST DATA	215
APPENDIX 6C – LTE BAND 17 RADIATED EMISSIONS TEST DATA	223

	EMC Test Report for the BlackBerry® smartphone Model RGV161LW (SQW100-3)	
Test Report No.: RTS-6057-1411-21	Dates of Test: November 5 to 25, 2014	FCC ID: L6ARGV160LW


A. Scope

This report details the results of compliance tests which were performed in accordance to the requirements of:

- FCC CFR 47 Part 2, Subpart J, Equipment Authorization Procedures, Oct, 2013.
- FCC CFR 47 Part 22, Subpart H, Cellular Radiotelephone Services, Oct., 2013.
- FCC CFR 47 Part 24 Subpart E, Broadband PCS, Oct., 2013.
- FCC CFR 47 Part 27, Subpart C, Technical Standards, Oct, 2013.

B. Associated Documents

None

	EMC Test Report for the BlackBerry® smartphone Model RGV161LW (SQW100-3)	
Test Report No.: RTS-6057-1411-21	Dates of Test: November 5 to 25, 2014	FCC ID: L6ARGV160LW

C. Product Identification

Manufactured by BlackBerry Limited whose headquarters is located at:
 2200 University Ave. E
 Waterloo, Ontario
 Canada, N2K 0A7
 Phone: 519 888 7465
 Fax: 519 888 7884


The equipment under test (EUT) was tested at the following locations:

BlackBerry RTS EMC test facilities

305 Phillip Street
 Waterloo, Ontario
 Canada, N2L 3W8
 Phone: 519 888 7465
 Fax: 519 888 6906

440 Phillip Street
 Waterloo, Ontario,
 Canada , N2L 5R9
 Phone: 519 888 7465
 Fax: 519 888 6906

The testing was performed from November 5 - 25, 2014.

 BlackBerry	EMC Test Report for the BlackBerry® smartphone Model RGV161LW (SQW100-3)	
Test Report No.: RTS-6057-1411-21	Dates of Test: November 5 to 25, 2014	FCC ID: L6ARGV160LW

BlackBerry® smartphone Samples Tested


Sample	Model	CER NUMBER	PIN	Software Information
1	RGV161LW (SQW100-3)	CER-59664-001 Rev1-x07-001	2FFEDD08	OS Version: 10.3.1.887 Bundle: 887
2	RGV161LW (SQW100-3)	CER-59664-001 Rev1-x07-001	2FFEDD00	OS Version: 10.3.1.887 Bundle: 887
3	RGV161LW (SQW100-3)	CER-59664-001 Rev1-x07-001	2FFEDD01	OS Version: 10.3.1.887 Bundle: 887
4	RGV161LW (SQW100-3)	CER-59664-001 Rev1-x07-001	2FFEDD02	OS Version: 10.3.1.887 Bundle: 887
5	RGV161LW (SQW100-3)	CER-59664-001 Rev1-x07-001	2FFEDCF8	OS Version: 10.3.1.887 Bundle: 887

RF Conducted Emissions testing was performed on samples 5.

Radiated Emissions testing was performed on samples 1, 2, 3, 4.

D. Support Equipment Used for the Testing of the EUT


No support equipment required; for list of equipment refer to section G, Compliance Test Equipment Used.

 BlackBerry	EMC Test Report for the BlackBerry® smartphone Model RGV161LW (SQW100-3)	
Test Report No.: RTS-6057-1411-21	Dates of Test: November 5 to 25, 2014	FCC ID: L6ARGV160LW


E. Test Results Chart

SPECIFICATION	TEST TYPE	RESULT	TEST DATA APPENDIX
FCC CFR 47			
Part 2.1051 Part 2.1057 Part 22.917 Part 24.238	GSM850 / PCS1900 Conducted Spurious Emissions	Pass	1A
Part 2.202 Part 2.1049 Part 22.917 Part 24.238	GSM 850 / PCS1900 Occupied Bandwidth and Channel Mask	Pass	1A
Part 2.1055 Part 22.863 Part 24.235	GSM 850 /PCS 1900 Frequency Stability vs. Temperature and Voltage	Pass	1B
Part 22.913(a)(2) Part 24.232(b)(c)	GSM850 ERP PCS1900 EIRP	Pass	1C
Part 2.1053 Part 22.917 Part 24.238	GSM850 / PCS1900 Radiated Spurious/Harmonic Emissions	Pass	1C
Part 2.1051 Part 22.917 Part 24.238	WCDMA Band II/IV/V Conducted Spurious Emissions	Pass	2A
Part 2.1049 Part 22.917 Part 24.238	WCDMA Band II/IV/V Occupied Bandwidth and Channel Mask	Pass	2A
Part 2.1055(a)(d) Part 22.917 Part 24.235	WCDMA Band II/IV/V Frequency Stability vs. Temperature and Voltage	Pass	2B
Part 22.913(a)(2) Part 24.232(c)	WCDMA Band V ERP WCDMA Band IV EIRP WCDMA Band II EIRP	Pass	2C
Part 22.917 Part 24.238	WCDMA Band II/IV/V Radiated Spurious/Harmonic Emissions	Pass	2C
Part 2.1051 Part 24.238(a) Part 24.50 (d)	LTE Band 2 Conducted Spurious Emissions	Pass	3A
Part 2.1049 Part 24.238	LTE Band 2 Occupied Bandwidth and Channel Mask	Pass	3A
Part 24.232 (d)	LTE Band 2 Peak to Average Ratio measurements	Pass	3A
Part 2.1055(a)(d) Part 24.235	LTE Band 2 Frequency Stability vs. Temperature and Voltage	Pass	3B

This report shall **NOT** be reproduced except in full without the written consent of BlackBerry RTS - A division of BlackBerry Limited.

	EMC Test Report for the BlackBerry® smartphone Model RGV161LW (SQW100-3)	
Test Report No.: RTS-6057-1411-21	Dates of Test: November 5 to 25, 2014	FCC ID: L6ARGV160LW

Part 24.232(b)(c)	LTE Band 2 EIRP	Pass	3C
Part 24.238	LTE Band 2 Radiated Spurious/Harmonic Emissions	Pass	3C
Part 2.1051 Part 22.917	LTE Band 5 Conducted Spurious Emissions	Pass	4A
Part 2.1049 Part 22.917	LTE Band 5 Occupied Bandwidth and Channel Mask	Pass	4A
Part 2.1055(a)(d) Part 22.917	LTE Band 5 Frequency Stability vs. Temperature and Voltage	Pass	4B
Part 22.913(a)(2)	LTE Band 5 ERP	Pass	4C
Part 22.917	LTE Band 5 Radiated Spurious/Harmonic Emissions	Pass	4C
Part 2.1051 Part 27.53(h)	LTE Band 4 Conducted Spurious Emissions	Pass	5A
Part 2.1049 Part 27.53(h)(1)	LTE Band 4 Occupied Bandwidth and Channel Mask	Pass	5A
Part 27.50 (d)(5)	LTE Band 4 Peak to Average Ratio measurements	Pass	5A
Part 2.1055 Part 27.54	LTE Band 4 Frequency Stability vs. Temperature and Voltage	Pass	5B
Part 2.1053 Part 27.50(d)(4)	LTE Band 4 EIRP	Pass	5C
Part 2.1053 Part 27.53(h)	LTE Band 4 Radiated Spurious/Harmonic Emissions	Pass	5C
Part 2.1051 Part 27.53(g)	LTE Band 17 Conducted Spurious Emissions	Pass	6A
Part 2.1049 Part 27.53(g)	LTE Band 17 Occupied Bandwidth and Channel Mask	Pass	6A
Part 2.1055 Part 27.54	LTE Band 17 Frequency Stability vs. Temperature and Voltage	Pass	6B
Part 2.1053 Part 27.50(c)(9)	LTE Band 17 ERP	Pass	6C
Part 2.1053 Part 27.53(g)	LTE Band 17 Radiated Spurious/Harmonic Emissions	Pass	6C

	EMC Test Report for the BlackBerry® smartphone Model RGV161LW (SQW100-3)	
Test Report No.: RTS-6057-1411-21	Dates of Test: November 5 to 25, 2014	FCC ID: L6ARGV160LW

F.Summary of Results

1) Conducted Emission Measurements

- The BlackBerry® smartphone met the requirements of the Tx Conducted Spurious Emissions in the GSM850 as per 47 CFR 2.1051, CFR 22.917, CFR 22.901(d).The EUT was measured on the low, middle and high channels. The frequency range investigated was from 30 MHz to 10 GHz.
See APPENDIX 1A for test data.


The BlackBerry® smartphone met the requirements of the Tx Conducted Spurious Emissions in the PCS1900 as per 47 CFR 2.1051, CFR 24.238(a). The EUT was measured on the low, middle and high channels. The frequency range investigated was from 30 MHz to 20 GHz.
See APPENDIX 1A for test data

- The BlackBerry® smartphone met the requirements of the Occupied Bandwidth and channel mask in the GSM850 as per 47 CFR 2.202, CFR 22.917. The EUT was measured in GSM and EDGE mode on the low, middle and high channels. The worst case occupied bandwidth was 243 kHz on the high channel in CALL mode, and 246 kHz on low channel in EDGE mode.
See APPENDIX 1A for test data.

The BlackBerry® smartphone met the requirements of the Occupied Bandwidth and channel mask in the PCS1900 as per 47 CFR 2.202, CFR 24.238. The EUT was measured in GSM and EDGE mode on the low, middle and high channels. The worst case occupied bandwidth was 246.0 kHz on low channel in CALL mode, and 242 kHz on the mid and high channel in EDGE mode.
See APPENDIX 1A for test data.

- The BlackBerry® smartphone met the requirements of the Frequency Stability in the GSM850 as per 47 CFR 2.1055, CFR 22.917. The EUT was measured in GSM850 mode on the low, middle and high channels.
See APPENDIX 1B for test data.

The BlackBerry® smartphone met the requirements of the Frequency Stability in the PCS1900 as per 47 CFR 2.1055, CFR 24.235. The EUT was measured in PCS1900 mode on the low, middle and high channels.
See APPENDIX1B for test data.

	EMC Test Report for the BlackBerry® smartphone Model RGV161LW (SQW100-3)	
Test Report No.: RTS-6057-1411-21	Dates of Test: November 5 to 25, 2014	FCC ID: L6ARGV160LW

- The BlackBerry® smartphone met the requirements of the Tx Conducted Spurious Emissions in the WCDMA band V as per 47 CFR 2.1051, CFR 22.917, CFR 22.901(d). The EUT was measured on the low, middle and high channels. The frequency range investigated was from 30 MHz to 10 GHz. See APPENDIX 2A for test data.

The BlackBerry® smartphone met the requirements of the Tx Conducted Spurious Emissions in the WCDMA band II as per 47 CFR 2.1051, CFR 24.238(a). The EUT was measured on the low, middle and high channels. The frequency range investigated was from 30 MHz to 20 GHz. See APPENDIX 2A for test data


The EUT met the requirements of the Tx Conducted Spurious Emissions in the WCDMA Band IV as per 47 CFR 2.1051, CFR 27.53. The EUT was measured on the low, middle and high channels. The frequency range investigated was from 30 MHz to 20 GHz. See APPENDIX 2A for test data

- The BlackBerry® smartphone met the requirements of the Occupied Bandwidth and channel mask in the WCDMA band V as per 47 CFR 2.202, CFR 22.917. The EUT was measured in Voice and HSUPA mode on the low, middle and high channels. The worst case occupied bandwidth was 4.17 MHz on the mid channel in Loopback mode, and 4.165 MHz on the all channels in HSUPA mode. See APPENDIX 2A for test data.

The BlackBerry® smartphone met the requirements of the Occupied Bandwidth and channel mask in the WCDMA band II as per 47 CFR 2.202, CFR 24.238. The EUT was measured in Voice and HSUPA mode on the low, middle and high channels. The worst case occupied bandwidth was 4.165 MHz on mid and high channels in Loopback mode, and 4.175 MHz on the high channel in HSUPA mode. See APPENDIX 2A for test data.

The BlackBerry® smartphone met the requirements of the Occupied Bandwidth and channel mask in the WCDMA band IV as per 47 CFR 2.1051, CFR 27.53. The EUT was measured in Voice and HSUPA mode on the low, middle and high channels. The worst case occupied bandwidth was 4.170 MHz on the low and mid channels in Loopback mode, and 4.175 MHz on the high channel in HSUPA mode. See APPENDIX 2A for test data.

- The BlackBerry® smartphone met the requirements of the Frequency Stability in the WCDMA band V as per 47 CFR 2.1055. The EUT was measured in WCDMA band V mode on the low, middle and high channels.

	EMC Test Report for the BlackBerry® smartphone Model RGV161LW (SQW100-3)	
Test Report No.: RTS-6057-1411-21	Dates of Test: November 5 to 25, 2014	FCC ID: L6ARGV160LW

See APPENDIX 2B for test data.


The BlackBerry® smartphone met the requirements of the Frequency Stability in the WCDMA band II as per 47 CFR 2.1055, CFR 24.235. The EUT was measured in WCDMA band II mode on the low, middle and high channels.
See APPENDIX 2B for test data.

The EUT met the requirements of the Frequency Stability in the WCDMA Band IV as per 47 CFR 2.1055, CFR 27.54. The EUT was measured in WCDMA Band IV mode on the low, middle and high channels.
See APPENDIX 2B for test data.

The BlackBerry® smartphone met the requirements of the Tx Conducted Spurious Emissions in the LTE Band 2 as per 47 CFR 2.1051, CFR 24.238, CFR 24.50(d). The EUT was measured on the low, middle and high channels in all bandwidths for LTE Band 2 with both QPSK and 16-QAM modulations. Different Resource Block allocations were investigated; a minimum one RB case was also tested. The frequency range investigated was from 30 MHz to 20 GHz.
See APPENDIX 3A for test data.

The BlackBerry® smartphone met the requirements of the Occupied Bandwidth and channel mask in the LTE Band 2 as per 47 CFR 2.202, CFR 24.238. The EUT was measured on the low, middle and high channels in all bandwidth and both modulations. The worst case occupied bandwidth was 17.93 MHz on the high channel in 20MHz BW, 100 RB and QPSK modulation.
See Appendix 3A for test data

The BlackBerry® smartphone met the requirements of the Tx Peak to Average Ratio in the LTE Band 2 as per 47 CFR 24.232 (5)(d). The EUT was measured on the low, middle and high channels in all bandwidths for LTE Band 2 with QPSK and 16-QAM modulations. Different RB allocations were also investigated, a minimum one RB case was also tested. The worst case Peak to Average Ratio was 9.1 dB on mid channel in 20MHz bandwidth with 100 RB.
See APPENDIX 3A for test data

 BlackBerry	EMC Test Report for the BlackBerry® smartphone Model RGV161LW (SQW100-3)	
Test Report No.: RTS-6057-1411-21	Dates of Test: November 5 to 25, 2014	FCC ID: L6ARGV160LW

The BlackBerry® smartphone met the requirements of the Frequency Stability in the LTE Band 2 as per 47 CFR 2.1055, CFR 24.235. The EUT was measured in LTE Band 2 mode on the low, middle and high channels in 20MHz BW with 100 RB and QPSK modulation.

See APPENDIX 3B for test data.

The BlackBerry® smartphone met the requirements of the Tx Conducted Spurious Emissions in the LTE Band 5 as per 47 CFR 2.1051, CFR 22.917, CFR 22.901(d). The EUT was measured on the low, middle and high channels in all bandwidths for LTE Band 5 with QPSK and 16-QAM modulations. Different RB allocations were investigated, a minimum one RB case was also tested. The frequency range investigated was from 30 MHz to 10 GHz.

See APPENDIX 4A for test data.


The BlackBerry® smartphone met the requirements of the Occupied Bandwidth and channel mask in the LTE Band 5 as per 47 CFR 2.202, CFR 22.917. The EUT was measured on the low, middle and high channels in 1.4MHz, 3MHz, 5MHz and 10MHz bandwidths for LTE Band 5 with QPSK and 16-QAM modulations. Different RB allocations were investigated, a minimum one RB case was also tested. The worst case occupied bandwidth was 8.99 MHz on the high channels in 10MHz BW, 50 RB and QPSK modulation.

See APPENDIX 4A for test data.

The BlackBerry® smartphone met the requirements of the Frequency Stability in the LTE Band 5 as per 47 CFR 2.1055, CFR 22.917. The EUT was measured on the low, middle and high channels in all bandwidths for LTE Band 5 with QPSK and 16-QAM modulations. Different RB allocations were investigated, a minimum one RB case was also tested.

See APPENDIX 4B for test data.

The BlackBerry® smartphone met the requirements of the Tx Conducted Spurious Emissions in the LTE Band 4 as per 47 CFR 2.1051, CFR 27.53. The EUT was measured on the low, middle and high channels in all bandwidths for LTE Band 4 with QPSK and 16-QAM modulations. Different RB allocations were investigated, a minimum one RB case was also tested. The frequency range investigated was from 30 MHz to 20 GHz.

	EMC Test Report for the BlackBerry® smartphone Model RGV161LW (SQW100-3)	
Test Report No.: RTS-6057-1411-21	Dates of Test: November 5 to 25, 2014	FCC ID: L6ARGV160LW

The BlackBerry® smartphone met the requirements of the Occupied Bandwidth and channel mask in the LTE Band 4 as per 47 CFR 2.1049, CFR 27.53. The EUT was measured on the low, middle and high channels in all bandwidths and both modulations. The worst case occupied bandwidth was 17.93 MHz on the high channel in 20MHz BW, 100 RBs and 16QAM modulation.

See Appendix 5A for test data

The BlackBerry® smartphone met the requirements of the Tx Peak to Average Ratio in the LTE Band 4 as per 47 CFR 27.50 (5)(d). The EUT was measured on the low, middle and high channels in all bandwidths for LTE Band 4 with QPSK and 16-QAM modulations. Different RB allocations were also investigated, a minimum one RB case was also tested. The worst case Peak to Average Ratio was 11.32 dB on middle channel in 10MHz bandwidth with 50 RBs.

See APPENDIX 5A for test data

The BlackBerry® smartphone met the requirements of the Frequency Stability in the LTE Band 4 as per 47 CFR 2.1055, CFR 27.54. The EUT was measured in LTE Band 4 mode on the low, middle and high channels in 20MHz BW with 100 RBs and QPSK modulation.


See APPENDIX 5B for test data.

The BlackBerry® smartphone met the requirements of the Tx Conducted Spurious Emissions in the LTE Band 17 as per 47 CFR 2.1051, CFR 27.53. The EUT was measured on the low, middle and high channels in 5MHz and 10MHz, bandwidths for LTE Band 17 with QPSK and 16-QAM modulations. Different RB allocations were investigated, a minimum one RB case was also tested. The frequency range investigated was from 30 MHz to 20 GHz.

See Appendix 6A for test data

The BlackBerry® smartphone met the requirements of the Occupied Bandwidth and channel mask in the LTE Band 17 as per 47 CFR 2.1049, CFR 27.53. The EUT was measured on the low, middle and high channels. The worst case occupied bandwidth was 8.99MHz on the low channel in 10MHz BW, 50 RBs and 16-QAM modulation.

See Appendix 6A for test data

 BlackBerry	EMC Test Report for the BlackBerry® smartphone Model RGV161LW (SQW100-3)	
Test Report No.: RTS-6057-1411-21	Dates of Test: November 5 to 25, 2014	FCC ID: L6ARGV160LW


2) Radiated Emission Measurements

The radiated spurious emissions/harmonics and ERP/EIRP were measured for GSM 850 and PCS 1900. The results are within the limits. The BlackBerry® smartphone was placed on a nonconductive styrofoam table, 80 cm high that was positioned on a remotely controlled turntable. The test distance used between the BlackBerry® smartphone and the receiving antenna was three meters. Then the emissions were maximized by elevating the antenna in the range of 1 to 4 meters. The turntable was rotated to determine the azimuth of the peak emissions. Both the horizontal and vertical polarizations of the emissions were measured. The maximum emissions level was recorded. The BlackBerry® smartphone was then substituted with an antenna placed in the same location as the BlackBerry® smartphone. A Dipole antenna was used for the ERP measurements and a Horn antenna was used for EIRP measurements. The substitution antenna was connected into a signal generator that was set to the test frequency.

The emissions were maximized by elevating the antenna in the range of 1 to 4 meters. The signal generator output was then adjusted to match the BlackBerry® smartphone output reading. The signal generator output was recorded. Both the horizontal and vertical polarizations of the emissions were measured.

The following measurements were done in a semi-anechoic chamber (SAC) below 1 GHz and a modified Semi-anechoic Chamber ((SAC) with floor absorber) above 1 GHz. The SAC's FCC registration number is **778487** and the Industry Canada (IC) file number is **2503B-1**. The modified SAC with floor absorber's FCC registration number is **959115** and the IC file number is **2503C-1**. The BlackBerry® smartphone was measured on the low, middle and high channels.

- a) The radiated spurious emissions/harmonics and ERP/EIRP were measured for GSM 850 and PCS 1900. The results are within the limits.
 - The highest ERP in the 850 band Call mode measured was 27.04 dBm (0.51 W) at 824.20 MHz (channel 128)
 - The highest ERP in the 850 band EDGE mode measured was 25.98 dBm (0.40 W) at 824.20 MHz (channel 128).
 - The highest EIRP in the PCS band Call mode measured was 29.20 dBm (0.83 W) at 1880.00 MHz (channel 661).
 - The highest EIRP in the PCS band EDGE mode measured was 28.06 dBm (0.64 W) at 1850.20 MHz (channel 512).

	EMC Test Report for the BlackBerry® smartphone Model RGV161LW (SQW100-3)	
Test Report No.: RTS-6057-1411-21	Dates of Test: November 5 to 25, 2014	FCC ID: L6ARGV160LW

The radiated spurious emission and carrier harmonics were measured up to the 10th harmonic for low, middle, and high channels in the GSM 850 and PCS 1900. Each band was measured in CALL and EDGE modes, with both the horizontal and vertical polarizations.


- All margins in the GSM850 for harmonic emissions were at least 25 dB below the limit for all test frequencies in CALL mode.
- All margins in the GSM850 for harmonic emissions were at least 25 dB below the limit for all test frequencies in EDGE mode.
- All margins in the PCS1900 for harmonic emissions were at least 25 dB below the limit for all test frequencies in CALL mode.
- All margins in the PCS1900 for harmonic emissions were at least 25 dB below the limit for all test frequencies in EDGE mode.

See Appendix 1C for test data.

b) The radiated spurious emissions/harmonics and ERP/EIRP were measured for WCDMA Band II/IV/V.


- The highest ERP in the WCDMA band V, Call Service mode was 24.56 dBm (0.29 W) at 826.40 MHz (channel 4132).
- The highest ERP in the WCDMA band V, HSUPA mode was 23.09 dBm (0.20 W) at 826.40 MHz (channel 4132).
- The highest EIRP in the WCDMA band II, Call Service mode measured was 25.13 dBm (0.33 W) at 1852.4 MHz (channel 9262).
- The highest EIRP in the WCDMA band II, HSUPA mode measured was 23.59 dBm (0.23 W) at 1852.4 MHz (channel 9262).
- The highest EIRP in the WCDMA band IV, Call Service mode measured was 28.40 dBm (0.69 W) at 1712.4 MHz (channel 1312).
- The highest EIRP in the WCDMA band IV, HSUPA mode measured was 26.93 dBm (0.49 W) at 1712.4 MHz (channel 1312).

The radiated carrier harmonics were measured up to the 10th harmonic for low, middle and high channels in the WCDMA Band V, WCDMA Band II, and WCDMA Band IV. Each band was measured in Call, and HSUPA modes. Both the horizontal and vertical polarizations were measured.

	EMC Test Report for the BlackBerry® smartphone Model RGV161LW (SQW100-3)	
Test Report No.: RTS-6057-1411-21	Dates of Test: November 5 to 25, 2014	FCC ID: L6ARGV160LW

- All margins in the WCDMA Band V for harmonic emissions were at least 25 dB below the limit for all test frequencies.
- All margins in the WCDMA Band II for harmonic emissions were at least 25 dB below the limit for all test frequencies.
- All margins in the WCDMA Band IV for harmonic emissions were at least 25 dB below the limit for all test frequencies.

See Appendix 2C for test data.

 BlackBerry	EMC Test Report for the BlackBerry® smartphone Model RGV161LW (SQW100-3)	
Test Report No.: RTS-6057-1411-21	Dates of Test: November 5 to 25, 2014	FCC ID: L6ARGV160LW

- c) The radiated spurious emissions/harmonics and ERP were measured for LTE Band 2.

The EUT was measured on the low, middle and high channels in 20MHz bandwidths for LTE Band 2 with QPSK and 16-QAM modulations. Worst RB case was tested. Both the horizontal and vertical polarizations were measured.

- The highest EIRP in the LTE Band 2 measured was 26.20 dBm (0.42 W) at 1899.90 MHz (channel 19099) in 20 MHz BW, 1 RB and QPSK modulation and
- The highest EIRP in the LTE Band 2 measured was 25.20 dBm (0.33 W) at 1880.00 MHz (channel 18900) in 20 MHz BW, 1 RB and 16-QAM modulation.

The radiated carrier harmonics were measured up to the 10th harmonic. The EUT was measured on the low, middle and high channels in the worst bandwidth 15MHz bandwidth for LTE Band 2 with QPSK and 16-QAM modulations as per conducted power. Worst RB case was tested. Both the horizontal and vertical polarizations were measured.

- All margins in the LTE Band 2 for harmonic emissions were at least 25 dB below the limit for all test frequencies.


See Appendix 3C for test data.

- d) The radiated spurious emissions/harmonics and ERP were measured for LTE Band 5.

The EUT was measured on the low, middle and high channels in 10 MHz bandwidth for LTE Band 5 with QPSK and 16-QAM modulations. Worst RB case was tested. Both the horizontal and vertical polarizations were measured.

- The highest EIRP in the LTE Band 5 measured was 23.23 dBm (0.21 W) at 834.00 MHz (channel 20500) in 10 MHz BW, 1 RB and QPSK modulation.
- The highest EIRP in the LTE Band 5 measured was 23.22 dBm (0.21 W) at 834.00 MHz (channel 20500) in 10 MHz BW, 1 RB and 16-QAM modulation.

The radiated carrier harmonics were measured up to the 10th harmonic. The EUT was measured on the low, middle and high channels in the worst bandwidth 3MHz bandwidths for LTE Band 5 with QPSK and 16-QAM modulations as per conducted power. Worst RB case was tested. Both the horizontal and vertical polarizations were measured.

	EMC Test Report for the BlackBerry® smartphone Model RGV161LW (SQW100-3)	
Test Report No.: RTS-6057-1411-21	Dates of Test: November 5 to 25, 2014	FCC ID: L6ARGV160LW

- All margins in the LTE Band 5 for harmonic emissions were at least 25 dB below the accepted limits for all test frequencies.

See Appendix 4C for test data.

- e) The radiated spurious emissions/harmonics and ERP were measured for LTE Band 4.

The EUT was measured on the low, middle and high channels in 1.4MHz, 5MHz and 20MHz bandwidths for LTE Band 4 with QPSK and 16-QAM modulations. Worst RB case was tested. Both the horizontal and vertical polarizations were measured.

- The highest EIRP in the LTE Band 4 measured was 28.51 dBm (0.71 W) at 1720.00 MHz (channel 20050) in 20MHz BW, 1 RB and QPSK modulation.
- The highest EIRP in the LTE Band 4 measured was 26.98 dBm (0.50 W) at 1720.00 MHz (channel 20050) in 20MHz BW, 1 RB and 16-QAM modulation.

The radiated carrier harmonics were measured up to the 10th harmonic. The EUT was measured on the low, middle and high channels in the worst bandwidth 5MHz bandwidth for LTE Band 4 with QPSK and 16-QAM modulations as per conducted power. Worst RB case was tested. Both the horizontal and vertical polarizations were measured.

- All margins in the LTE Band 4 for harmonic emissions were at least 25 dB below the limit for all test frequencies.


See Appendix 5C for test data.

- f) The radiated spurious emissions/harmonics and ERP were measured for LTE Band 17.

The EUT was measured on the low, middle and high channels in 5MHz and 10 MHz bandwidths for LTE band 17 with QPSK and 16-QAM modulations. Worst RB case was tested. Both the horizontal and vertical polarizations were measured.

- The highest EIRP in the LTE band 17 measured was 22.83 dBm (0.19 W) at 710.00 MHz (channel 23790) in 10MHz BW, 1 RB and QPSK modulation.
- The highest EIRP in the LTE band 17 measured was 22.76 dBm (0.19 W) at 710.00 MHz (channel 23790) in 10MHz BW, 1 RB and QPSK modulation.


The radiated carrier harmonics were measured up to the 10th harmonic. The EUT was measured on the low, middle and high channels in the worst bandwidth 10

	EMC Test Report for the BlackBerry® smartphone Model RGV161LW (SQW100-3)	
Test Report No.: RTS-6057-1411-21	Dates of Test: November 5 to 25, 2014	FCC ID: L6ARGV160LW

MHz bandwidth for LTE Band 17 with QPSK and 16-QAM modulations as per conducted power. Worst RB case was tested. Both the horizontal and vertical polarizations were measured.

- All margins in the LTE Band 17 for harmonic emissions were at least 25 dB below the limit for all test frequencies.

See Appendix 6C for test data.

 BlackBerry	EMC Test Report for the BlackBerry® smartphone Model RGV161LW (SQW100-3)	
Test Report No.: RTS-6057-1411-21	Dates of Test: November 5 to 25, 2014	FCC ID: L6ARGV160LW

3) Co-Location Radiated Measurements

The radiated emissions were measured up to 18 GHz for middle channels for simultaneous transmission in the following test configuration combinations:

- GSM 850 + Bluetooth(DH5) + 802.11b
- PCS 1900 + Bluetooth(2DH5) + 802.11ac
- WCDMA Band II + Bluetooth(3DH5)+ 802.11n(2.4GHz).
- WCDMA Band IV + Bluetooth(DH5) + 802.11b
- WCDMA Band V + Bluetooth(DH5) + 802.11a
- LTE B2 + Bluetooth(2DH5) + 802.11b
- LTE B4 + Bluetooth(3DH5) + 802.11g
- LTE B5 + Bluetooth(DH5) + 802.11n(2.4GHz)
- LTE B17 + Bluetooth(DH5) + 802.11a


Both the horizontal and vertical polarizations were measured. The emissions due to different simultaneous transmission did not increase the amplitude of any emissions nor did it produce any new inter-modulation products as a result of mixing.

Sample Calculation:

Corrected Signal level (CSL) is calculated as follows:

CSL (dBm) = Measured Level (dB μ V) – Antenna Gain (dBi) + Free Space loss (dB) – 107(dB) + Cable Loss (dB) - Preamp (dB) + Filter Loss (dB) -2.15(dB)


Measurement Uncertainty ± 4.3 dB

 BlackBerry	EMC Test Report for the BlackBerry® smartphone Model RGV161LW (SQW100-3)	
Test Report No.: RTS-6057-1411-21	Dates of Test: November 5 to 25, 2014	FCC ID: L6ARGV160LW

G. Compliance Test Equipment Used

<u>UNIT</u>	<u>MANUFACTURER</u>	<u>MODEL</u>	<u>SERIAL NUMBER</u>	<u>CAL DUE DATE</u> (YY MM DD)	<u>USE</u>
Preamplifier	Sonoma	310N/11909A	185831	15-10-16	Radiated Emissions
Preamplifier system	TDK RF Solutions	PA-02	080010	15-10-16	Radiated Emissions
Preamplifier	Rohde & Schwarz	TS-ANA4-SP	001	15-10-23	Radiated Emissions
Preamplifier	Rohde & Schwarz	TS-ANA-SP	001	15-10-23	Radiated Emissions
Hybrid Log Antenna	EMC Automation	HLP-3003C	017301	16-03-02	Radiated Emissions
Horn Antenna	EMC Automation	HRN-0118	030201	15-05-07	Radiated Emissions
Horn Antenna	Emco	3117	2538	15-08-07	Radiated Emissions
Horn Antenna	ETS	3116	R52734-001	16-03-31	Radiated Emissions
Universal Radio Communication Tester	Rohde & Schwarz	CMU 200	837493/073	14-11-24*	Radiated Emissions
Universal Radio Communication Tester	Rohde & Schwarz	CMU 200	112394	14-11-25*	Radiated Emissions
Universal Radio Communication Tester	Rohde & Schwarz	CMU 200	109747	14-11-25*	RF Conducted Emissions
EMI Receiver	Rohde & Schwarz	ESIB-40	100255	14-12-11	Radiated Emissions
EMI Receiver	Rohde & Schwarz	ESU-40	100162	14-12-08	Radiated Emissions
Environment Monitor	Omega	iTHX-SD	0380561	16-11-15	Radiated Emissions
Environment Monitor	Omega	iTHX-SD	0340060	16-11-15	RF Conducted Emissions
Environment Monitor	Omega	iTHX-SD	0380567	16-11-15	Radiated Emissions

* Test equipment was used for testing before the CAL due date.

 BlackBerry	EMC Test Report for the BlackBerry® smartphone Model RGV161LW (SQW100-3)	
Test Report No.: RTS-6057-1411-21	Dates of Test: November 5 to 25, 2014	FCC ID: L6ARGV160LW

Compliance Test Equipment Used cont'd

<u>UNIT</u>	<u>MANUFACTURER</u>	<u>MODEL</u>	<u>SERIAL NUMBER</u>	<u>CAL DUE DATE</u> (YY MM DD)	<u>USE</u>
Universal Radio Communication Tester	Rohde & Schwarz	CMW500	101469	14-12-09	Radiated /RF Conducted Emission
Universal Radio Communication Tester	Rohde & Schwarz	CMW500	109949	14-12-07	Radiated /RF Conducted Emission
Signal Generator	Agilent	E8257D	MY45140527	14-12-10	Radiated Emissions
Signal Generator	Agilent	83630B	3844A00927	14-11-23*	Radiated Emissions
Spectrum Analyzer	Rohde & Schwarz	FSU	101820	14-11-28*	RF Conducted Emissions

* Test equipment was used for testing before the CAL due date.

H. Test Software used

<u>SOFTWARE</u>	<u>COMPANY</u>	<u>VERSION</u>	<u>USE</u>
EMC32	Rohde & Schwarz	8.53.0	Radiated Emissions
TDK Standard Emission Test	TDK RF Solutions	8.53.1.62	Radiated Emissions

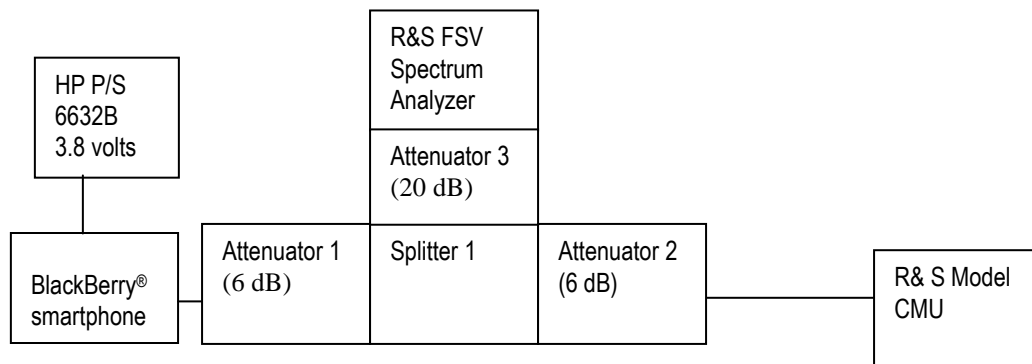
APPENDIX 1A – GSM CONDUCTED RF EMISSIONS TEST DATA/PLOTS

BlackBerry	EMC Test Report for the BlackBerry® smartphone Model RGV161LW (SQW100-3) APPENDIX 1A	
Test Report No.: RTS-6057-1411-21	Dates of Test: November 5 to 25, 2014	FCC ID: L6ARGV160LW

GSM Conducted RF Emission Test Data

This appendix contains measurement data pertaining to conducted spurious emissions, –26 dBc bandwidth, 99% power bandwidth and the channel mask on BlackBerry® smartphone.

Test Setup Diagram



A reference offset of 31.4 dB was applied to the spectrum analyzer reference level for the attenuators and coaxial cable loss in the test circuit.

<u>UNIT</u>	<u>MANUFACTURER</u>	<u>MODEL</u>	<u>SERIAL NUMBER</u>
Attenuator 1	Mini-Circuits	BW-S6W2+	0647
Attenuator 2	Mini-Circuits	BW-S6W2+	0648
Attenuator 3	Mini-Circuits	BW-S20-2W263+	1234
Splitter 1	Weinschel	1515	MES 92

The environmental test conditions were:

Temperature: 25.1 °C
Relative Humidity: 41.3 %

The following measurements were performed by Sijia Li.

BlackBerry	EMC Test Report for the BlackBerry® smartphone Model RGV161LW (SQW100-3) APPENDIX 1A	
Test Report No.: RTS-6057-1411-21	Dates of Test: November 5 to 25, 2014	FCC ID: L6ARGV160LW

GSM Conducted RF Emission Test Data cont'd

The conducted spurious emissions – As per 47 CFR 2.1051, CRF 22.917, CFR 24.238(a) were measured from 30 MHz to 20 GHz.

–26 dBc Bandwidth and Occupied Bandwidth (99%)

For each carrier frequency of low, middle and high, the modulation spectrum was measured by both methods of 99% power bandwidth and –26 dBc bandwidth.

The resolution bandwidth required for out-of-band emissions in the 1 MHz bands immediately outside and adjacent to the frequency block, was determined to be at least 1% of the emission bandwidth.

The worst case –26dBc bandwidth for the GSM850 band was measured to be 258kHz, and for the PCS1900 band was measured to be 272kHz as shown below. Results were derived in a 3.0 kHz resolution bandwidth.

On any frequency outside the frequency block and outside the adjacent 1 MHz bands, a resolution bandwidth of at least 1 MHz was applied.

Test Data for GSM850 band and PCS1900 band in Call mode

GSM850 band Frequency (MHz)	-26dBc Bandwidth (kHz)	99% Occupied Bandwidth (kHz)
824.2	255	241
837.6	255	242
848.8	258	243

PCS1900 band Frequency (MHz)	-26dBc Bandwidth (kHz)	99% Occupied Bandwidth (kHz)
1850.2	272	246
1880.0	261	244
1909.8	268	243


Measurement Plots for 850 and 1900 bands in Call mode

See Figures 1-1a to 1-12a for the plots of the conducted spurious emissions.

See Figures 1-13a to 1-24a for the plots of 26dBc/99% Occupied Bandwidth.

See Figures 1-25a to 1-28a for the plots of the Channel mask.

See figures 1-51a to 1-53a for the plots of Peak to Average Ratio.

	EMC Test Report for the BlackBerry® smartphone Model RGV161LW (SQW100-3) APPENDIX 1A	
Test Report No.: RTS-6057-1411-21	Dates of Test: November 5 to 25, 2014	FCC ID: L6ARGV160LW

GSM Conducted RF Emission Test Data cont'd

Test Data for GSM850 and PCS1900 bands in EDGE mode

GSM850 band Frequency (MHz)	99% Occupied Bandwidth (kHz)
824.2	246
837.6	245
848.8	244


PCS1900 band Frequency (MHz)	99% Occupied Bandwidth (kHz)
1850.2	241
1880.0	242
1909.8	242

Measurement Plots for GSM850 and PCS1900 bands in EDGE mode

See Figures 1-29a to 1-34a for the plots of the 99% Occupied Bandwidth EDGE results.

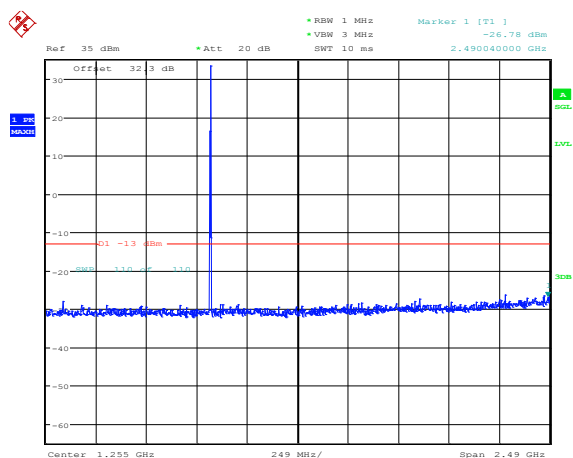
See Figures 1-35a to 1-38a for the plots of channel mask EDGE results.

See Figures 1-39a to 1-50a for the plots of the conducted spurious emissions EDGE results

	EMC Test Report for the BlackBerry® smartphone Model RGV161LW (SQW100-3) APPENDIX 1A	
Test Report No.: RTS-6057-1411-21	Dates of Test: November 5 to 25, 2014	FCC ID: L6ARGV160LW

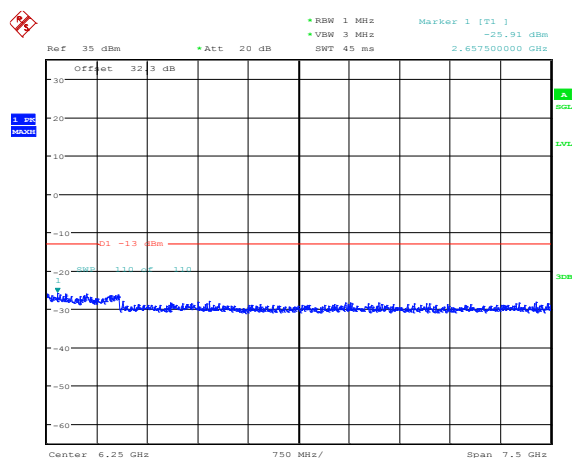
GSM Conducted RF Emission Test Data cont'd

Figure 1-a: GSM850 band, Spurious Conducted Emissions, Low channel



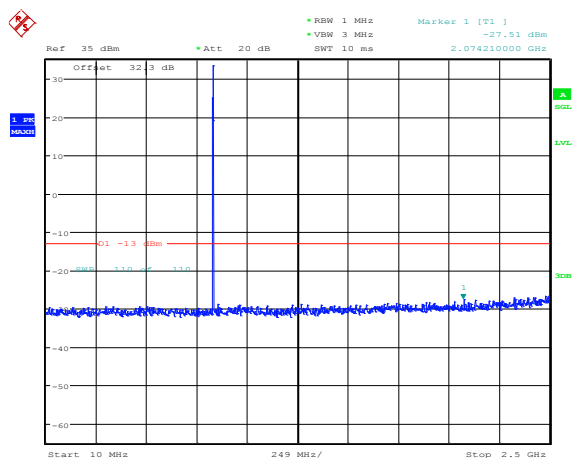
Date: 4.NOV.2014 12:19:19

Figure 1-1a: GSM850 band, Spurious Conducted Emissions, Low channel



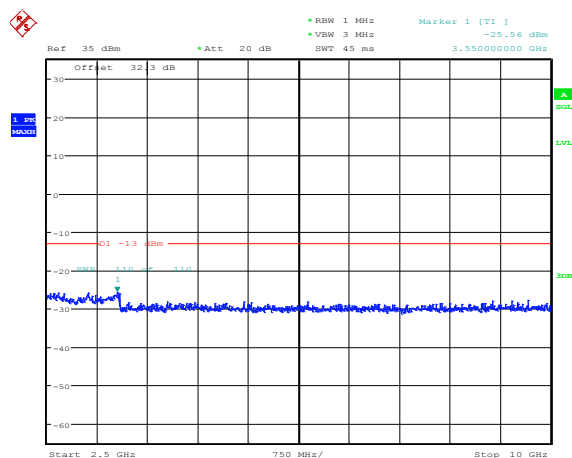
Date: 4.NOV.2014 12:22:08

Figure 1-2a: GSM850 band, Spurious Conducted Emissions, Middle Channel




Date: 4.NOV.2014 12:22:53

Figure 1-3a: GSM850 band, Spurious Conducted Emissions, Middle Channel

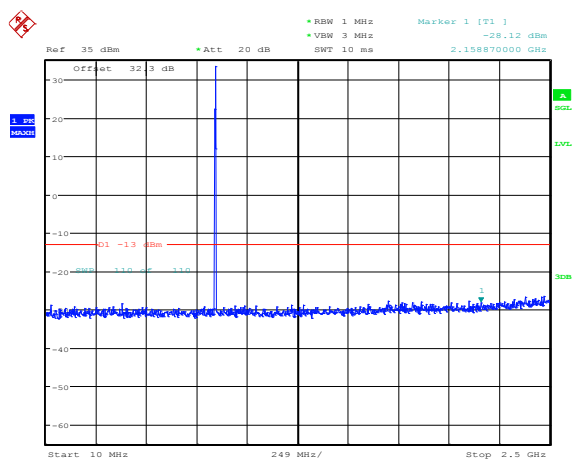


Date: 4.NOV.2014 12:23:23

	EMC Test Report for the BlackBerry® smartphone Model RGV161LW (SQW100-3) APPENDIX 1A	
Test Report No.: RTS-6057-1411-21	Dates of Test: November 5 to 25, 2014	FCC ID: L6ARGV160LW

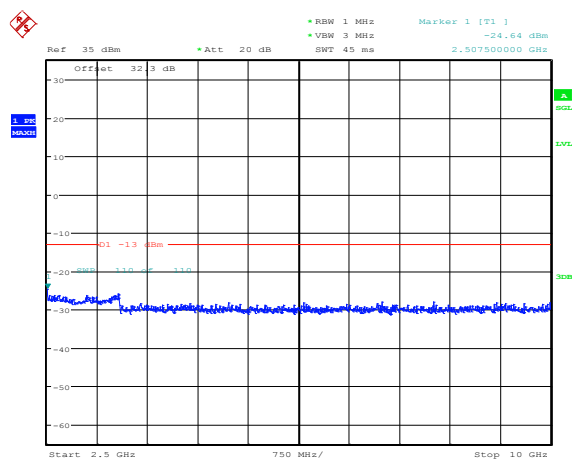
GSM Conducted RF Emission Test Data cont'd

Figure 1-4a: GSM850 band, Spurious Conducted Emissions, High Channel



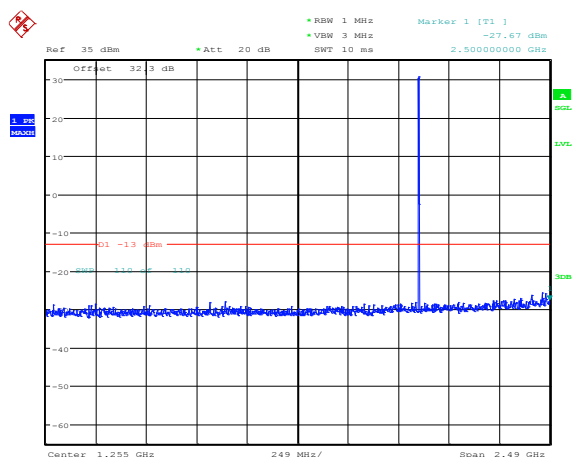
Date: 4.NOV.2014 12:24:05

Figure 1-5a: GSM850 band, Spurious Conducted Emissions, High Channel



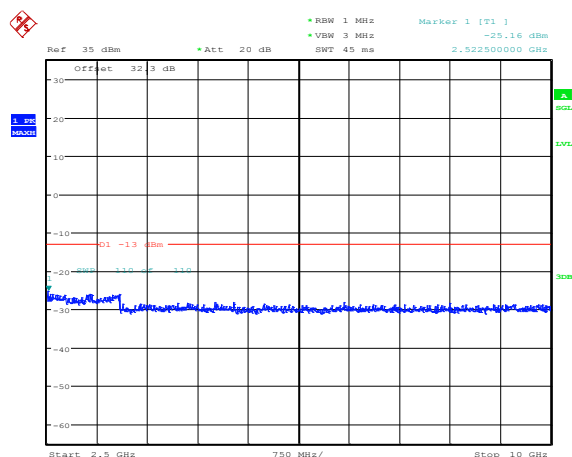
Date: 4.NOV.2014 12:24:34

Figure 1-7a: PCS1900 band, Spurious Conducted Emissions, Low Channel




Date: 4.NOV.2014 13:08:12

Figure 1-8a: PCS1900 band, Spurious Conducted Emissions, Low Channel

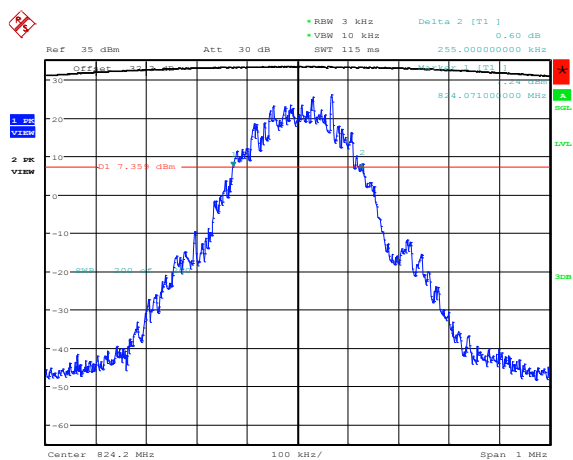


Date: 4.NOV.2014 13:08:44

	EMC Test Report for the BlackBerry® smartphone Model RGV161LW (SQW100-3) APPENDIX 1A	
Test Report No.: RTS-6057-1411-21	Dates of Test: November 5 to 25, 2014	FCC ID: L6ARGV160LW

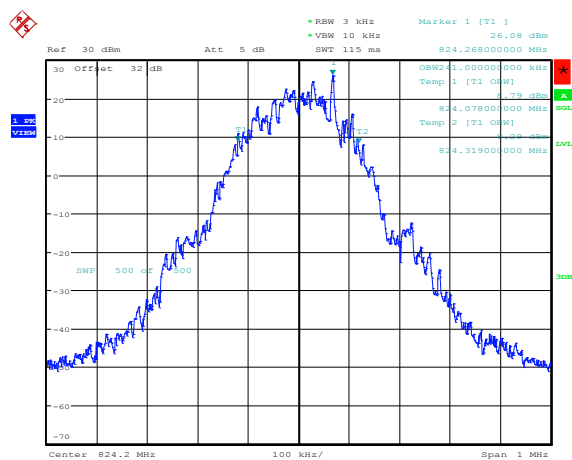
GSM Conducted RF Emission Test Data cont'd

**Figure 1-13a: -26dBc bandwidth, GSM850 band
Low Channel in GSM mode**



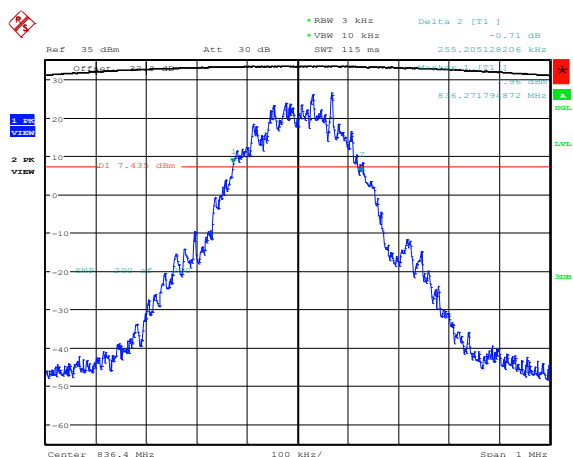
Date: 4.NOV.2014 12:32:12

**Figure 1-14a: Occupied Bandwidth, GSM850 band
Low Channel in GSM mode**



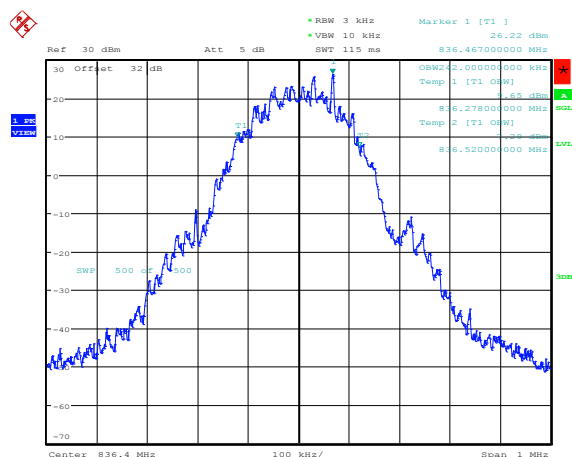
Date: 4.NOV.2014 12:42:05

**Figure 1-15a: -26dBc bandwidth, GSM850 band
Middle Channel in GSM mode**




Date: 4.NOV.2014 12:34:31

**Figure 1-16a: Occupied Bandwidth, GSM850 band
Middle Channel in GSM mode**

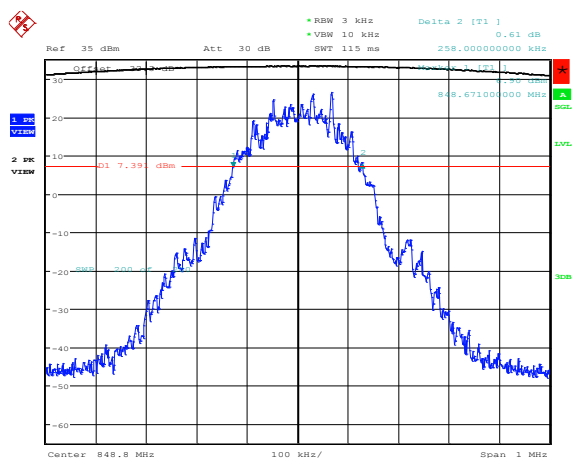


Date: 4.NOV.2014 12:45:36

	EMC Test Report for the BlackBerry® smartphone Model RGV161LW (SQW100-3) APPENDIX 1A	
Test Report No.: RTS-6057-1411-21	Dates of Test: November 5 to 25, 2014	FCC ID: L6ARGV160LW

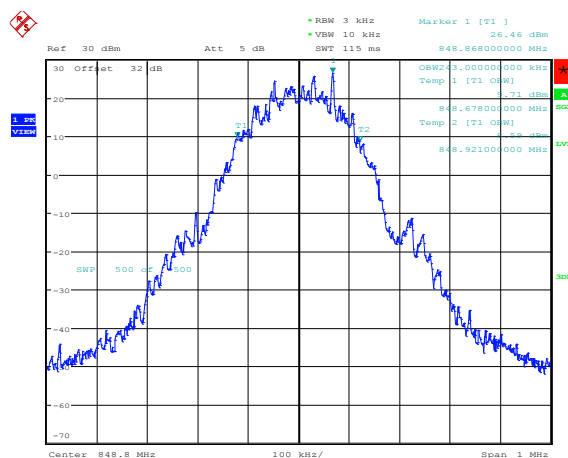
GSM Conducted RF Emission Test Data cont'd

Figure 1-17a: -26dBc bandwidth, GSM850 band High Channel in GSM mode



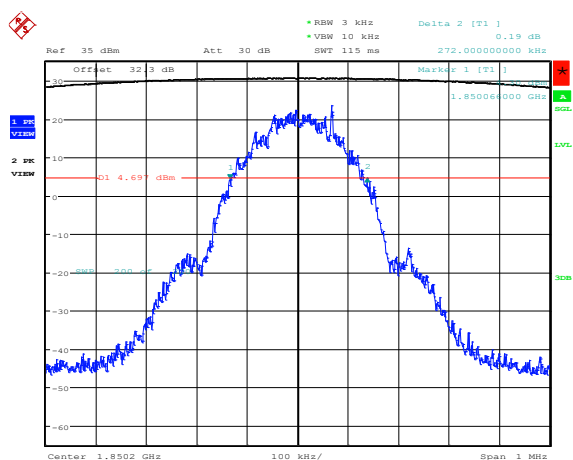
Date: 4.NOV.2014 12:36:26

Figure 1-18a: Occupied Bandwidth, GSM850 band High Channel in GSM mode



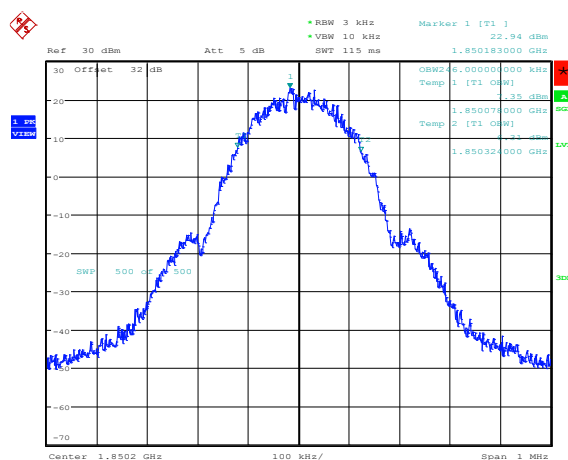
Date: 4.NOV.2014 12:47:46

Figure 1-19a: -26dBc bandwidth, PCS1900 Low Channel in GSM mode




Date: 4.NOV.2014 13:14:35

Figure 1-20a: Occupied Bandwidth, PCS1900 Low Channel in GSM mode

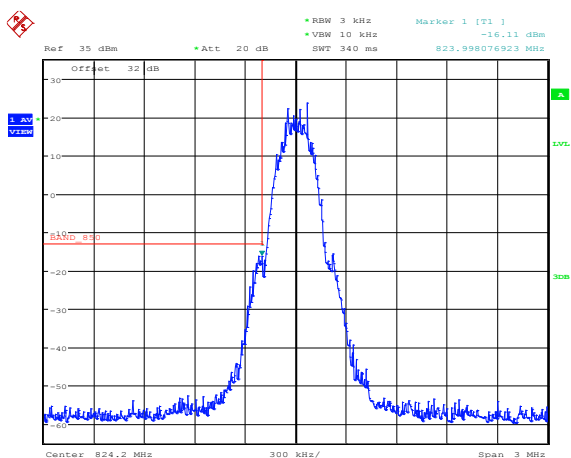


Date: 4.NOV.2014 13:21:29

	EMC Test Report for the BlackBerry® smartphone Model RGV161LW (SQW100-3) APPENDIX 1A	
Test Report No.: RTS-6057-1411-21	Dates of Test: November 5 to 25, 2014	FCC ID: L6ARGV160LW

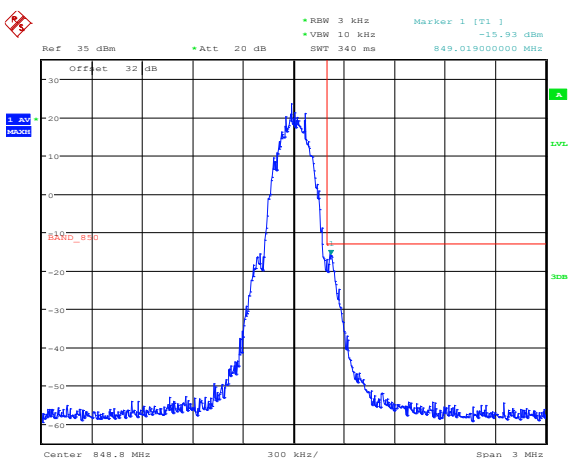
GSM Conducted RF Emission Test Data cont'd

Figure 1-25a: GSM850 band, Low Channel Mask in GSM mode



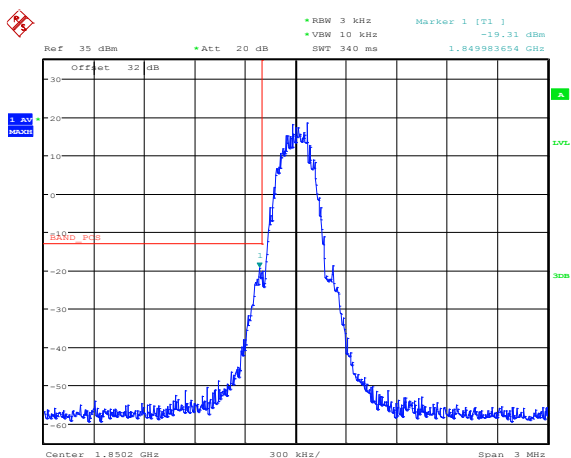
Date: 4.NOV.2014 16:20:54

Figure 1-26a: GSM850 band High Channel Mask in GSM mode



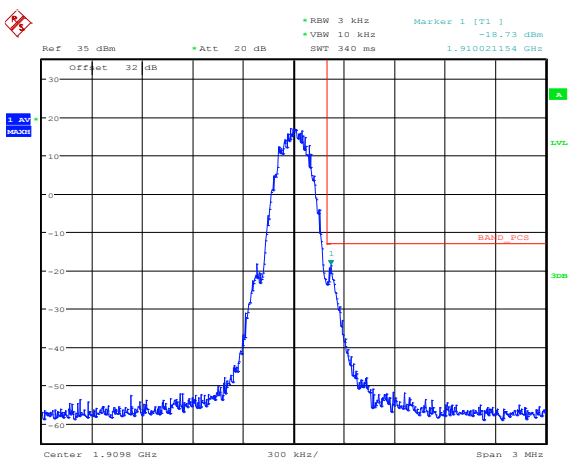
Date: 4.NOV.2014 16:19:11

Figure 1-27a: PCS1900, Low Channel Mask in GSM mode




Date: 4.NOV.2014 16:30:58

Figure 1-28a: PCS1900, High Channel Mask in GSM mode

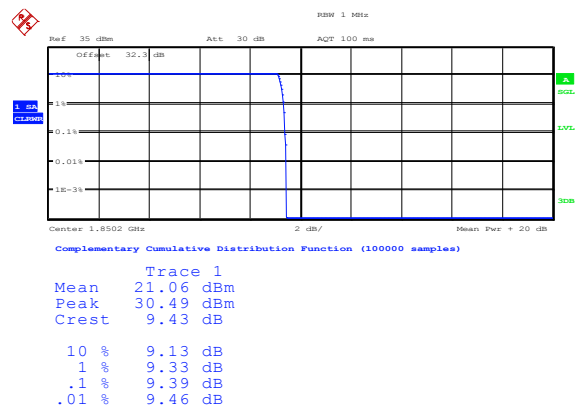


Date: 4.NOV.2014 16:32:21

	EMC Test Report for the BlackBerry® smartphone Model RGV161LW (SQW100-3) APPENDIX 1A	
Test Report No.: RTS-6057-1411-21	Dates of Test: November 5 to 25, 2014	FCC ID: L6ARGV160LW

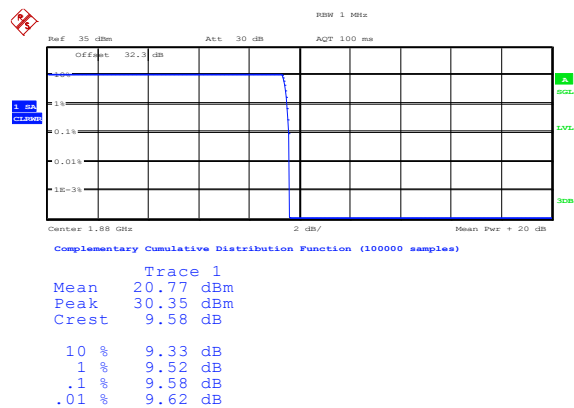
GSM Conducted RF Emission Test Data cont'd

Figure 1-51a: PCS1900 Band, PAR Low Channel



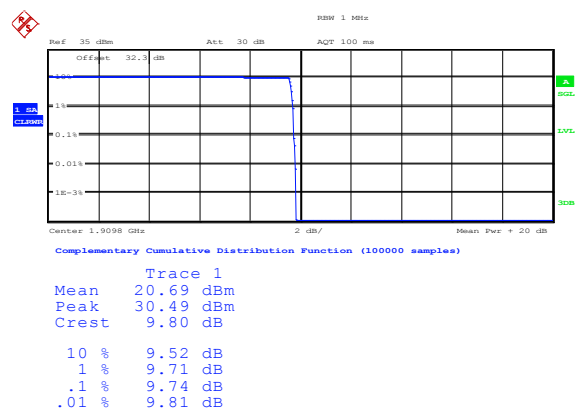
Date: 4.NOV.2014 14:11:12

Figure 1-52a: PCS1900 Band, PAR Mid Channel



Date: 4.NOV.2014 14:11:57

Figure 1-53a: PCS1900 Band, PAR High Channel

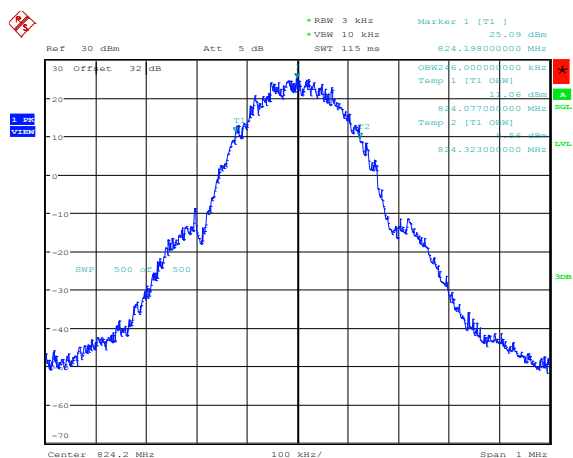


Date: 4.NOV.2014 14:12:36

BlackBerry	EMC Test Report for the BlackBerry® smartphone Model RGV161LW (SQW100-3) APPENDIX 1A	
Test Report No.: RTS-6057-1411-21	Dates of Test: November 5 to 25, 2014	FCC ID: L6ARGV160LW

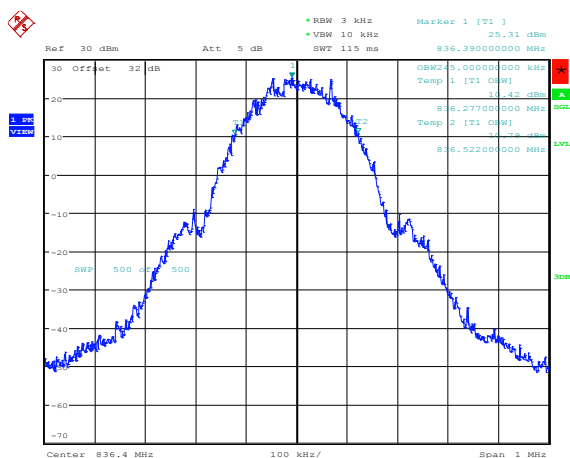
GSM Conducted RF Emission Test Data cont'd

Figure 1-29a: Occupied Bandwidth, GSM850 Band, Low Channel in EDGE mode



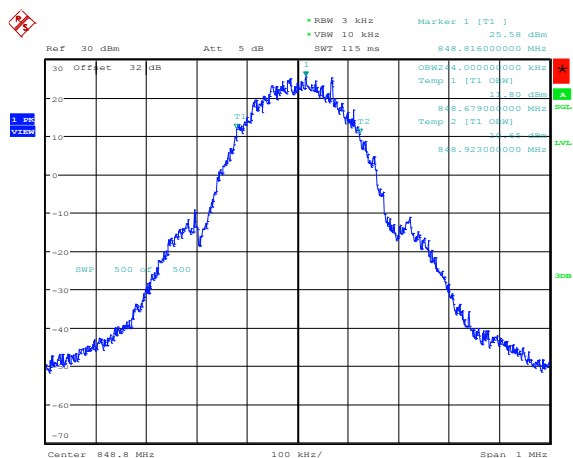
Date: 4.NOV.2014 14:45:14

Figure 1-30a: Occupied Bandwidth, GSM850 Band, Middle Channel in EDGE mode



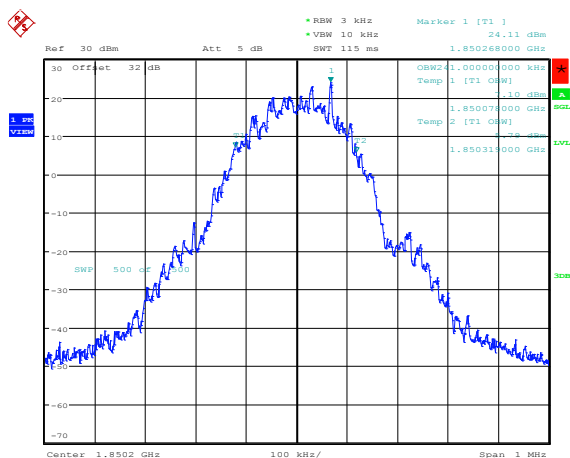
Date: 4.NOV.2014 14:48:33

Figure 1-31a: Occupied Bandwidth, GSM850 band, High Channel in EDGE mode



Date: 4.NOV.2014 14:50:13

Figure 1-32a: Occupied Bandwidth, PCS1900 Band, Low Channel in EDGE mode

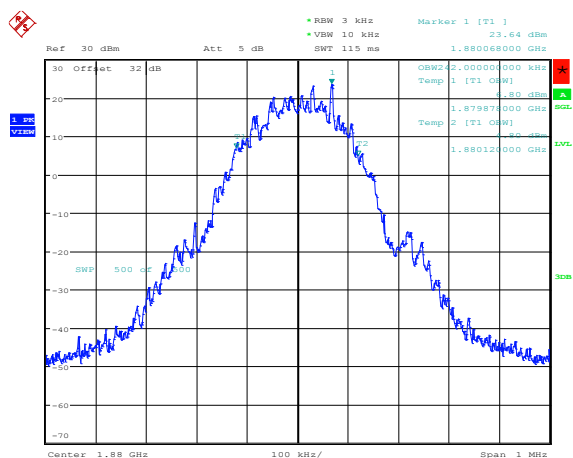


Date: 4.NOV.2014 14:22:00

BlackBerry	EMC Test Report for the BlackBerry® smartphone Model RGV161LW (SQW100-3) APPENDIX 1A	
Test Report No.: RTS-6057-1411-21	Dates of Test: November 5 to 25, 2014	FCC ID: L6ARGV160LW

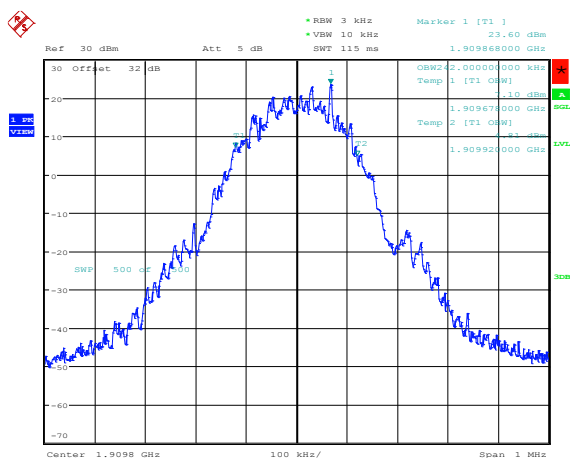
GSM Conducted RF Emission Test Data cont'd

Figure 1-33a: Occupied Bandwidth, PCS1900 Band, Middle Channel in EDGE mode



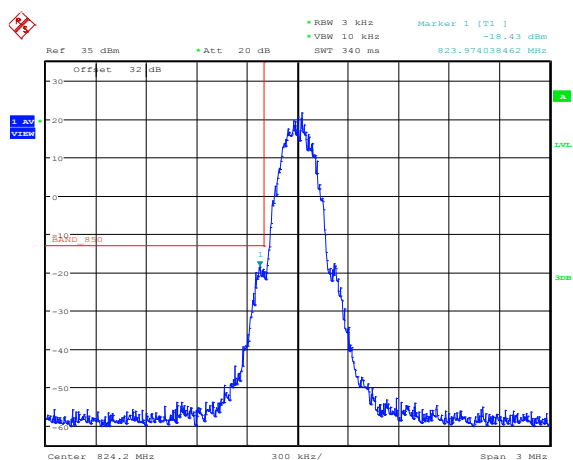
Date: 4.NOV.2014 14:31:17

Figure 1-34a: Occupied Bandwidth, PCS1900 Band, High Channel in EDGE mode



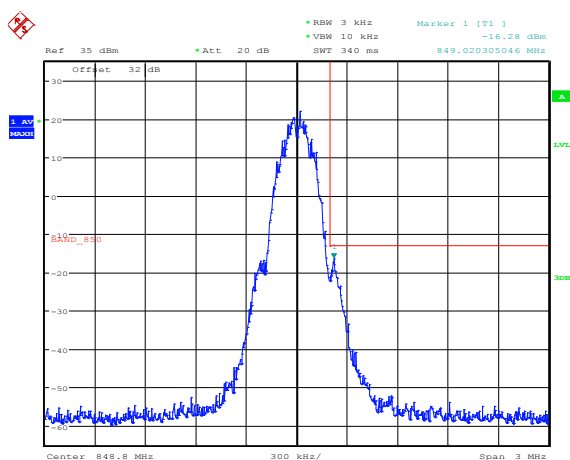
Date: 4.NOV.2014 14:27:43

Figure 1-35a: GSM850 Band, Low Channel Mask in EDGE mode




Date: 4.NOV.2014 16:23:53

Figure 1-36a: GSM850 Band, High Channel Mask in EDGE mode

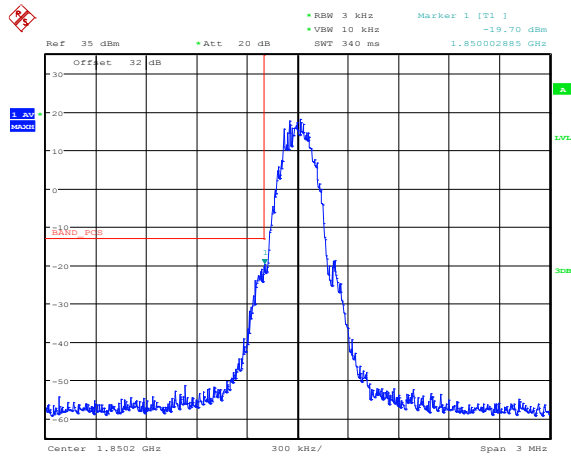


Date: 4.NOV.2014 16:25:51

	EMC Test Report for the BlackBerry® smartphone Model RGV161LW (SQW100-3) APPENDIX 1A	
Test Report No.: RTS-6057-1411-21	Dates of Test: November 5 to 25, 2014	FCC ID: L6ARGV160LW

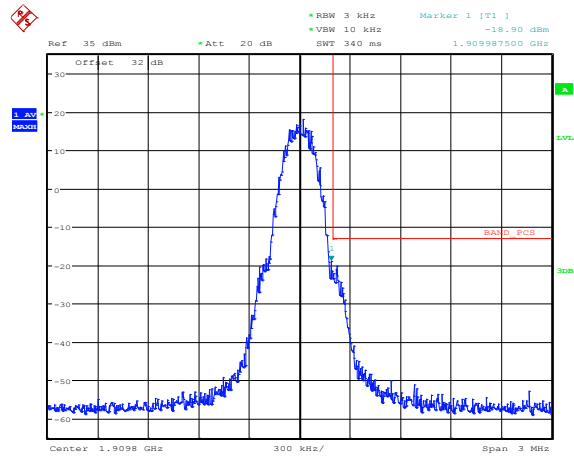
GSM Conducted RF Emission Test Data cont'd

Figure 1-37a: PCS1900 Band, Low Channel Mask in EDGE mode




Date: 4.NOV.2014 16:29:20

Figure 1-38a: PCS1900 Band, High Channel Mask in EDGE mode

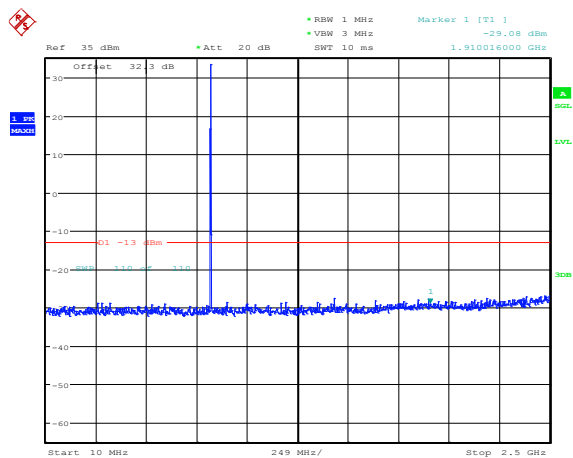


Date: 4.NOV.2014 16:28:17

	EMC Test Report for the BlackBerry® smartphone Model RGV161LW (SQW100-3) APPENDIX 1A	
Test Report No.: RTS-6057-1411-21	Dates of Test: November 5 to 25, 2014	FCC ID: L6ARGV160LW

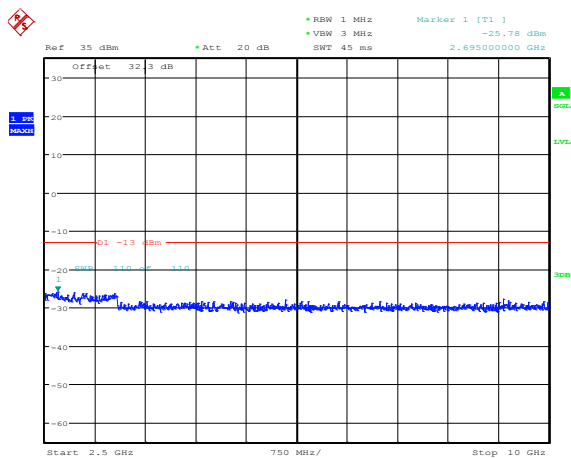
GSM Conducted RF Emission Test Data cont'd

Figure 1-39a: GSM850 band, Spurious Conducted Emissions, Low channel in Edge Mode



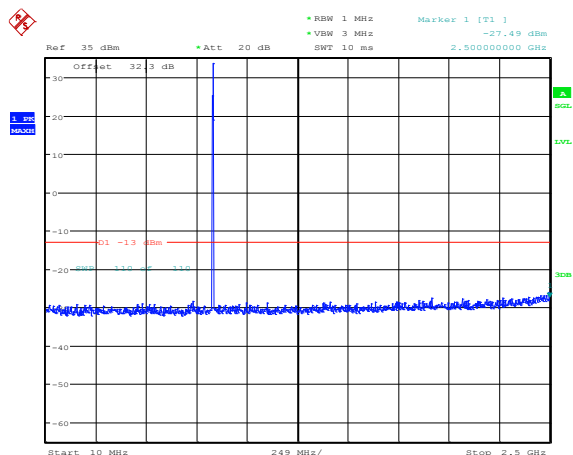
Date: 4.NOV.2014 14:39:58

Figure 1-40a: GSM850 band, Spurious Conducted Emissions, Low channel in Edge Mode



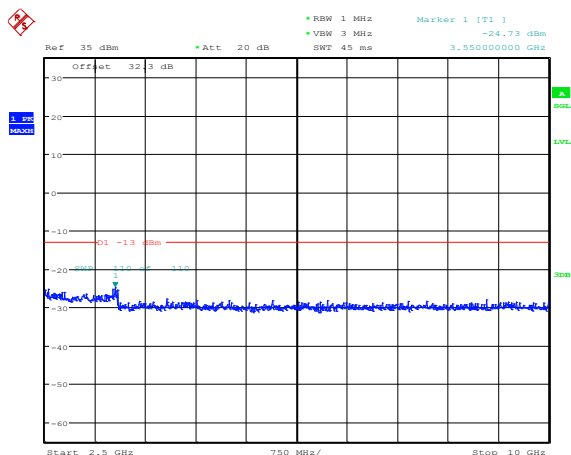
Date: 4.NOV.2014 14:40:25

Figure 1-41a: GSM850 band, Spurious Conducted Emissions, Middle channel in Edge Mode




Date: 4.NOV.2014 14:41:00

Figure 1-42a: GSM850 band, Spurious Conducted Emissions, Middle channel in Edge Mode

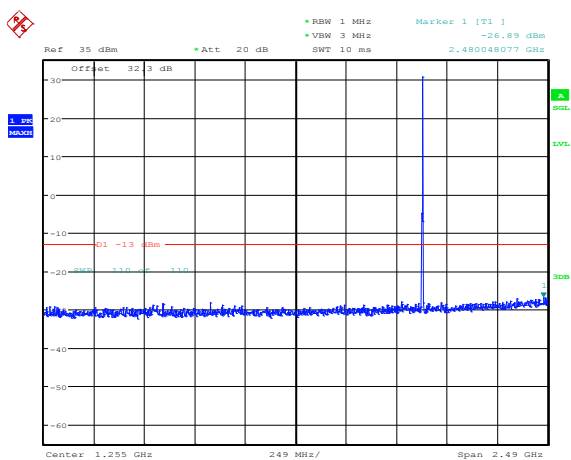


Date: 4.NOV.2014 14:41:30

	EMC Test Report for the BlackBerry® smartphone Model RGV161LW (SQW100-3) APPENDIX 1A	
Test Report No.: RTS-6057-1411-21	Dates of Test: November 5 to 25, 2014	FCC ID: L6ARGV160LW

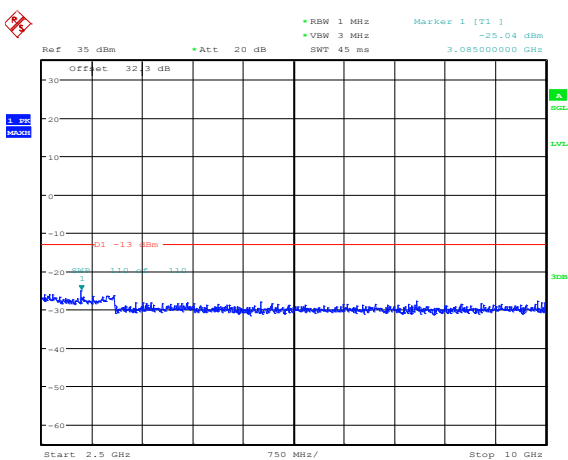
GSM Conducted RF Emission Test Data cont'd

Figure 1-47a: PCS1900 band, Spurious Conducted Emissions, middle channel in Edge Mode



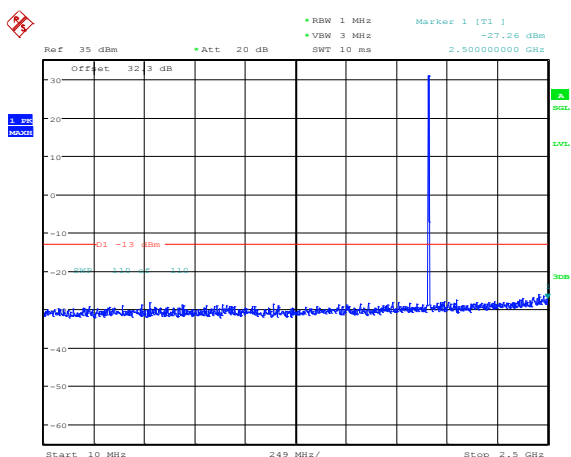
Date: 4.NOV.2014 14:16:02

Figure 1-48a: PCS1900 band, Spurious Conducted Emissions, middle channel in Edge Mode



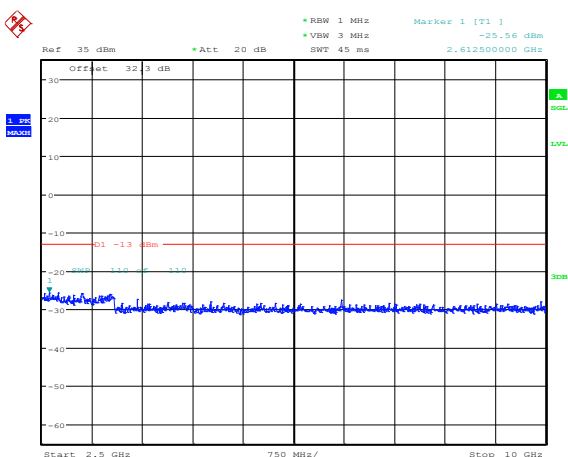
Date: 4.NOV.2014 14:16:33

Figure 1-49a: PCS1900 band, Spurious Conducted Emissions, High channel in Edge Mode



Date: 4.NOV.2014 14:18:13

Figure 1-50a: PCS1900 band, Spurious Conducted Emissions, High channel in Edge Mode

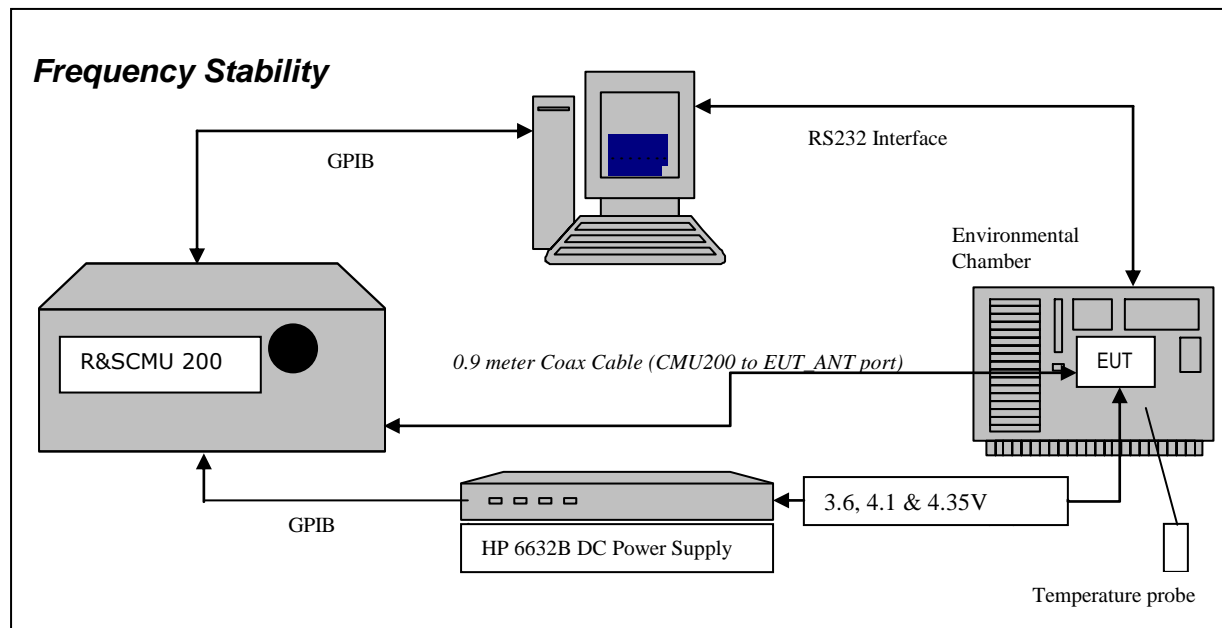


Date: 4.NOV.2014 14:18:37

APPENDIX 1B – GSM FREQUENCY STABILITY TEST DATA

BlackBerry	EMC Test Report for the BlackBerry® smartphone Model RGV161LW (SQW100-3) APPENDIX 1B	
Test Report No.: RTS-6057-1411-21	Dates of Test: November 5 to 25, 2014	FCC ID: L6ARGV160LW

GSM Frequency Stability Test Data



The measurements were performed by Sijia Li.

CFR 47 Chapter 1 - Federal Communications Commission Rules

Part 2 Required Measurements

2.995 Frequency Stability - Procedures

(a,b) Frequency Stability - Temperature Variation

(d) Frequency Stability - Voltage Variation


24.235 Frequency Stability.

The frequency stability shall be sufficient to ensure that the fundamental emission stays within the authorized frequency block.

The EUT meets the requirements as stated in CFR 47 chapter 1, Section 24.235, CFR 47 chapter 1, Section 22.917 Frequency Stability.

Frequency Stability measurement devices were configured as presented in the block diagram recording frequency, power, data, temperatures, and stepped voltages controlled via a GPIB interface linked to the Environmental chamber, a DC power supply, and the Communications Test Set. A 0.9-metre coax cable was calibrated to characterize the insertion loss for the transmitted frequencies between the RF input/output of the CMU 200 and the EUT antenna port.

Calibration for the Cable Loss was performed in the RF Laboratory using the Agilent power meter and Agilent Signal Generator.

	EMC Test Report for the BlackBerry® smartphone Model RGV161LW (SQW100-3) APPENDIX 1B	
Test Report No.: RTS-6057-1411-21	Dates of Test: November 5 to 25, 2014	FCC ID: L6ARGV160LW

Test setup:


The EUT was placed in the Temperature chamber and connected to CMU 200 outside as shown in the figure above. Dry air was pumped inside the temperature chamber to maintain a backpressure during the test. The EUT was kept in the off condition at all times except when the measurements were to be made.

The chamber was switched on and the temperature was set to -30°C. After the chamber stabilized at -30 °C there was a soak period of one hour to alleviate moisture in the chamber, the EUT voltage was enabled. The system software recorded the frequency, power, and associated measurements.

A Computer system controlled the automated software. This application was given the command of activating all machines intrinsic to the temperature and voltage tests controlling the CMU 200 via the GPIB Bus. The Environmental Chamber was instructed through an RS-232 serial line. The EUT dialogue was passed through a serial connection.

The EUT repetitively transmitted 100 bursts for each set of programmed parameters recording temperature, voltage settings, and systematically selected frequencies. The power supply was cycled from minimum voltage 3.6 volts, to 4.1 and to 4.35 volts maximum voltage. The frequency error was measured at a maximum output power and recorded by the automated system test software.

The EUT output power and frequency was measured at 3.6 volts, 4.1 and 4.35 volts. The transmit frequency was varied in 3 steps consisting of 824.2, 836.4, and 848.8 MHz for the GSM850 band, 1850.2, 1880.0 and 1909.8 MHz for the PCS1900 band. This frequency was recorded in MHz and deviation from nominal, in Parts Per Million. After the initial one-hour soak at the beginning of the tests, a period of thirty minutes soak was initialized between each ascending temperature step, before proceeding to the next measurement test cycle.

	EMC Test Report for the BlackBerry® smartphone Model RGV161LW (SQW100-3) APPENDIX 1B	
Test Report No.: RTS-6057-1411-21	Dates of Test: November 5 to 25, 2014	FCC ID: L6ARGV160LW


Procedure:

The test system software for commencing the Frequency Stability Tests carried through the following cycle.

1. Switch on the HP 6632B power supply; CMU 200 Communications test Set, and Environmental Chamber.
2. Start test program
3. Set the Temperature to –30°C and maintain a period of one- hour soak time, with the EUT supply voltage disabled.
4. Set power supply voltage to 3.6 volts.
5. Set up CMU 200 Radio Communication Tester.
6. Command the CMU 200 to switch to the low channel.
7. Enable the voltage to the EUT, and connect a link to the CMU 200 test set.
8. EUT is commanded to Transmit 100 Bursts.
9. Software logs the following data from the CMU 200, power supply and temperature chamber: Traffic Channel Number, Traffic Channel Frequency, Power Level, Chamber Temperature, Supply Voltage, Power and Frequency Error.
10. The CMU 200 commands the EUT to change frequency to the middle channel and high channel and repeats steps 7 to 9.
11. Repeat steps 5 to 10 changing the supply voltage to 4.1 Volts
12. Increase temperature by 10°C and soak for 1/2 hour.
13. Repeat steps 4 - 12 for temperatures –30°C to 60°C.
14. Repeat steps 5 to 10 changing the supply voltage to 4.35 volts

Procedure 5 to 10 was repeated at room temperature (20°C) with the power supply voltage set to 3.6, 4.1 and 4.35 volts.

The maximum frequency error in the GSM850 band measured was 0.0218 PPM.
The maximum frequency error in the PCS1900 band measured was 0.0316 PPM.

 BlackBerry	EMC Test Report for the BlackBerry® smartphone Model RGV161LW (SQW100-3) APPENDIX 1B	
Test Report No.: RTS-6057-1411-21	Dates of Test: November 5 to 25, 2014	FCC ID: L6ARGV160LW


Date of Test: June 18, 2013

GSM850 results: channels 128, 189 and 251 @ 20°C maximum transmitted power

Traffic Channel Number	GSM850 Frequency (MHz)	Voltage (Volts)	Temperature (Celsius)	Frequency Error (Hz)	PPM
128	824.20	3.6	20	-14.72	-0.0179
189	836.40	3.6	20	-6.72	-0.0080
251	848.60	3.6	20	-7.43	-0.0088


Traffic Channel Number	GSM850 Frequency (MHz)	Voltage (Volts)	Temperature (Celsius)	Frequency Error (Hz)	PPM
128	824.20	4.1	20	-9.23	-0.0112
189	836.40	4.1	20	2.78	0.0033
251	848.60	4.1	20	7.10	0.0084

Traffic Channel Number	GSM850 Frequency (MHz)	Voltage (Volts)	Temperature (Celsius)	Frequency Error (Hz)	PPM
128	824.20	4.35	20	3.42	0.0041
189	836.40	4.35	20	7.04	0.0084
251	848.60	4.35	20	3.87	0.0046

	EMC Test Report for the BlackBerry® smartphone Model RGV161LW (SQW100-3) APPENDIX 1B	
Test Report No.: RTS-6057-1411-21	Dates of Test: November 5 to 25, 2014	FCC ID: L6ARGV160LW


GSM850 Results: channel 128 @ maximum transmitted power

Traffic Channel Number	Frequency (MHz)	Voltage (Volts)	Temperature (Celsius)	Frequency Error (Hz)	PPM
128	824.20	3.6	-30	-16.79	-0.0204
128	824.20	3.6	-20	-15.82	-0.0192
128	824.20	3.6	-10	-16.01	-0.0194
128	824.20	3.6	0	-18.66	-0.0226
128	824.20	3.6	10	-13.82	-0.0168
128	824.20	3.6	20	-14.72	-0.0179
128	824.20	3.6	30	-14.08	-0.0171
128	824.20	3.6	40	-12.85	-0.0156
128	824.20	3.6	50	-8.85	-0.0107
Traffic Channel Number	Frequency (MHz)	Voltage (Volts)	Temperature (Celsius)	Frequency Error (Hz)	PPM
128	824.20	4.1	-30	-12.27	-0.0149
128	824.20	4.1	-20	-6.07	-0.0074
128	824.20	4.1	-10	-9.10	-0.0110
128	824.20	4.1	0	-8.72	-0.0106
128	824.20	4.1	10	-6.20	-0.0075
128	824.20	4.1	20	-9.23	-0.0112
128	824.20	4.1	30	-6.97	-0.0085
128	824.20	4.1	40	-8.33	-0.0101
128	824.20	4.1	50	3.94	0.0048
Traffic Channel Number	Frequency (MHz)	Voltage (Volts)	Temperature (Celsius)	Frequency Error (Hz)	PPM
128	824.20	4.35	-30	-17.76	-0.0215
128	824.20	4.35	-20	-10.91	-0.0132
128	824.20	4.35	-10	-10.33	-0.0125
128	824.20	4.35	0	-11.36	-0.0138
128	824.20	4.35	10	-13.24	-0.0161
128	824.20	4.35	20	3.42	0.0041
128	824.20	4.35	30	-4.78	-0.0058
128	824.20	4.35	40	-10.01	-0.0121
128	824.20	4.35	50	-10.27	-0.0125

	EMC Test Report for the BlackBerry® smartphone Model RGV161LW (SQW100-3) APPENDIX 1B	
Test Report No.: RTS-6057-1411-21	Dates of Test: November 5 to 25, 2014	FCC ID: L6ARGV160LW


GSM850 Results: channel 189 @ maximum transmitted power

Traffic Channel Number	Frequency (MHz)	Voltage (Volts)	Temperature (Celsius)	Frequency Error (Hz)	PPM
189	836.40	3.6	-30	-17.69	-0.0212
189	836.40	3.6	-20	-17.31	-0.0207
189	836.40	3.6	-10	-18.73	-0.0224
189	836.40	3.6	0	-13.43	-0.0161
189	836.40	3.6	10	-10.33	-0.0124
189	836.40	3.6	20	-6.72	-0.0080
189	836.40	3.6	30	-12.01	-0.0144
189	836.40	3.6	40	-11.95	-0.0143
189	836.40	3.6	50	-10.27	-0.0123
Traffic Channel Number	Frequency (MHz)	Voltage (Volts)	Temperature (Celsius)	Frequency Error (Hz)	PPM
189	836.40	4.1	-30	-14.27	-0.0171
189	836.40	4.1	-20	-9.69	-0.0116
189	836.40	4.1	-10	-12.07	-0.0144
189	836.40	4.1	0	-8.78	-0.0105
189	836.40	4.1	10	-9.10	-0.0109
189	836.40	4.1	20	2.78	0.0033
189	836.40	4.1	30	-8.85	-0.0106
189	836.40	4.1	40	-5.23	-0.0063
189	836.40	4.1	50	5.04	0.0060
Traffic Channel Number	Frequency (MHz)	Voltage (Volts)	Temperature (Celsius)	Frequency Error (Hz)	PPM
189	836.40	4.35	-30	-13.62	-0.0163
189	836.40	4.35	-20	-12.79	-0.0153
189	836.40	4.35	-10	-10.20	-0.0122
189	836.40	4.35	0	-9.69	-0.0116
189	836.40	4.35	10	-6.84	-0.0082
189	836.40	4.35	20	7.04	0.0084
189	836.40	4.35	30	-9.56	-0.0114
189	836.40	4.35	40	-5.23	-0.0063
189	836.40	4.35	50	7.43	0.0089

	EMC Test Report for the BlackBerry® smartphone Model RGV161LW (SQW100-3) APPENDIX 1B	
Test Report No.: RTS-6057-1411-21	Dates of Test: November 5 to 25, 2014	FCC ID: L6ARGV160LW

GSM850 Results: channel 251 @ maximum transmitted power

Traffic Channel Number	Frequency (MHz)	Voltage (Volts)	Temperature (Celsius)	Frequency Error (Hz)	PPM
251	848.8	3.6	-30	-18.53	-0.0218
251	848.8	3.6	-20	-11.49	-0.0135
251	848.8	3.6	-10	-16.59	-0.0195
251	848.8	3.6	0	-11.43	-0.0135
251	848.8	3.6	10	-11.69	-0.0138
251	848.8	3.6	20	-7.43	-0.0088
251	848.8	3.6	30	-8.14	-0.0096
251	848.8	3.6	40	-8.27	-0.0097
251	848.8	3.6	50	-6.39	-0.0075
Traffic Channel Number	Frequency (MHz)	Voltage (Volts)	Temperature (Celsius)	Frequency Error (Hz)	PPM
251	848.8	4.1	-30	-14.21	-0.0167
251	848.8	4.1	-20	-10.27	-0.0121
251	848.8	4.1	-10	-8.14	-0.0096
251	848.8	4.1	0	-6.84	-0.0081
251	848.8	4.1	10	-7.43	-0.0088
251	848.8	4.1	20	7.10	0.0084
251	848.8	4.1	30	-5.75	-0.0068
251	848.8	4.1	40	-5.04	-0.0059
251	848.8	4.1	50	10.14	0.0119
Traffic Channel Number	Frequency (MHz)	Voltage (Volts)	Temperature (Celsius)	Frequency Error (Hz)	PPM
251	848.8	4.35	-30	-14.01	-0.0165
251	848.8	4.35	-20	-12.14	-0.0143
251	848.8	4.35	-10	-10.85	-0.0128
251	848.8	4.35	0	-10.40	-0.0123
251	848.8	4.35	10	-8.59	-0.0101
251	848.8	4.35	20	3.87	0.0046
251	848.8	4.35	30	-3.75	-0.0044
251	848.8	4.35	40	6.59	0.0078
251	848.8	4.35	50	9.10	0.0107


 BlackBerry	EMC Test Report for the BlackBerry® smartphone Model RGV161LW (SQW100-3) APPENDIX 1B	
Test Report No.: RTS-6057-1411-21	Dates of Test: November 5 to 25, 2014	FCC ID: L6ARGV160LW

PCS results: channels 512, 661, & 810 @ 20°C maximum transmitted power

Traffic Channel Number	PCS Frequency (MHz)	Voltage (Volts)	Temperature (Celsius)	Frequency Error (Hz)	PPM
512	1850.20	3.6	20	52.56	0.0284
661	1880.00	3.6	20	51.40	0.0273
810	1909.80	3.6	20	50.95	0.0267


Traffic Channel Number	PCS Frequency (MHz)	Voltage (Volts)	Temperature (Celsius)	Frequency Error (Hz)	PPM
512	1850.20	4.1	20	51.21	0.0277
661	1880.00	4.1	20	46.43	0.0247
810	1909.80	4.1	20	45.78	0.0240

Traffic Channel Number	PCS Frequency (MHz)	Voltage (Volts)	Temperature (Celsius)	Frequency Error (Hz)	PPM
512	1850.20	4.35	20	52.17	0.0282
661	1880.00	4.35	20	55.08	0.0293
810	1909.80	4.35	20	46.69	0.0244

	EMC Test Report for the BlackBerry® smartphone Model RGV161LW (SQW100-3) APPENDIX 1B	
Test Report No.: RTS-6057-1411-21	Dates of Test: November 5 to 25, 2014	FCC ID: L6ARGV160LW


PCS1900 Results: channel 512 @ maximum transmitted power

Traffic Channel Number	Frequency (MHz)	Voltage (Volts)	Temperature (Celsius)	Frequency Error (Hz)	PPM
512	1850.20	3.6	-30	40.23	0.0217
512	1850.20	3.6	-20	54.69	0.0296
512	1850.20	3.6	-10	43.59	0.0236
512	1850.20	3.6	0	53.79	0.0291
512	1850.20	3.6	10	53.98	0.0292
512	1850.20	3.6	20	52.56	0.0284
512	1850.20	3.6	30	57.21	0.0309
512	1850.20	3.6	40	53.92	0.0291
512	1850.20	3.6	50	59.86	0.0324
Traffic Channel Number	Frequency (MHz)	Voltage (Volts)	Temperature (Celsius)	Frequency Error (Hz)	PPM
512	1850.20	4.1	-30	45.72	0.0247
512	1850.20	4.1	-20	49.07	0.0265
512	1850.20	4.1	-10	45.78	0.0247
512	1850.20	4.1	0	43.20	0.0233
512	1850.20	4.1	10	48.17	0.0260
512	1850.20	4.1	20	51.21	0.0277
512	1850.20	4.1	30	49.40	0.0267
512	1850.20	4.1	40	54.37	0.0294
512	1850.20	4.1	50	56.50	0.0305
Traffic Channel Number	Frequency (MHz)	Voltage (Volts)	Temperature (Celsius)	Frequency Error (Hz)	PPM
512	1850.20	4.35	-30	46.69	0.0252
512	1850.20	4.35	-20	49.91	0.0270
512	1850.20	4.35	-10	46.04	0.0249
512	1850.20	4.35	0	48.36	0.0261
512	1850.20	4.35	10	47.07	0.0254
512	1850.20	4.35	20	52.17	0.0282
512	1850.20	4.35	30	53.79	0.0291
512	1850.20	4.35	40	58.50	0.0316
512	1850.20	4.35	50	57.15	0.0309

	EMC Test Report for the BlackBerry® smartphone Model RGV161LW (SQW100-3) APPENDIX 1B	
Test Report No.: RTS-6057-1411-21	Dates of Test: November 5 to 25, 2014	FCC ID: L6ARGV160LW

PCS1900 Results: channel 661 @ maximum transmitted power

Traffic Channel Number	Frequency (MHz)	Voltage (Volts)	Temperature (Celsius)	Frequency Error (Hz)	PPM
661	1880.00	3.6	-30	52.04	0.0277
661	1880.00	3.6	-20	49.72	0.0264
661	1880.00	3.6	-10	53.72	0.0286
661	1880.00	3.6	0	55.85	0.0297
661	1880.00	3.6	10	49.85	0.0265
661	1880.00	3.6	20	51.40	0.0273
661	1880.00	3.6	30	46.23	0.0246
661	1880.00	3.6	40	57.53	0.0306
661	1880.00	3.6	50	52.88	0.0281
Traffic Channel Number	Frequency (MHz)	Voltage (Volts)	Temperature (Celsius)	Frequency Error (Hz)	PPM
661	1880.00	4.1	-30	47.65	0.0253
661	1880.00	4.1	-20	47.59	0.0253
661	1880.00	4.1	-10	48.62	0.0259
661	1880.00	4.1	0	47.33	0.0252
661	1880.00	4.1	10	50.37	0.0268
661	1880.00	4.1	20	46.43	0.0247
661	1880.00	4.1	30	51.46	0.0274
661	1880.00	4.1	40	54.24	0.0289
661	1880.00	4.1	50	51.21	0.0272
Traffic Channel Number	Frequency (MHz)	Voltage (Volts)	Temperature (Celsius)	Frequency Error (Hz)	PPM
661	1880.00	4.35	-30	46.36	0.0247
661	1880.00	4.35	-20	53.08	0.0282
661	1880.00	4.35	-10	50.11	0.0267
661	1880.00	4.35	0	49.53	0.0263
661	1880.00	4.35	10	50.24	0.0267
661	1880.00	4.35	20	55.08	0.0293
661	1880.00	4.35	30	52.88	0.0281
661	1880.00	4.35	40	55.66	0.0296
661	1880.00	4.35	50	57.40	0.0305

	EMC Test Report for the BlackBerry® smartphone Model RGV161LW (SQW100-3) APPENDIX 1B	
Test Report No.: RTS-6057-1411-21	Dates of Test: November 5 to 25, 2014	FCC ID: L6ARGV160LW

PCS1900 Results: channel 810 @ maximum transmitted power

Traffic Channel Number	Frequency (MHz)	Voltage (Volts)	Temperature (Celsius)	Frequency Error (Hz)	PPM
810	1909.80	3.6	-30	48.17	0.0252
810	1909.80	3.6	-20	55.79	0.0292
810	1909.80	3.6	-10	45.65	0.0239
810	1909.80	3.6	0	45.65	0.0239
810	1909.80	3.6	10	52.56	0.0275
810	1909.80	3.6	20	50.95	0.0267
810	1909.80	3.6	30	47.52	0.0249
810	1909.80	3.6	40	53.40	0.0280
810	1909.80	3.6	50	56.76	0.0297
Traffic Channel Number	Frequency (MHz)	Voltage (Volts)	Temperature (Celsius)	Frequency Error (Hz)	PPM
810	1909.80	4.1	-30	49.78	0.0261
810	1909.80	4.1	-20	51.98	0.0272
810	1909.80	4.1	-10	47.65	0.0250
810	1909.80	4.1	0	50.88	0.0266
810	1909.80	4.1	10	49.01	0.0257
810	1909.80	4.1	20	45.78	0.0240
810	1909.80	4.1	30	49.01	0.0257
810	1909.80	4.1	40	55.60	0.0291
810	1909.80	4.1	50	51.85	0.0271
Traffic Channel Number	Frequency (MHz)	Voltage (Volts)	Temperature (Celsius)	Frequency Error (Hz)	PPM
810	1909.80	4.35	-30	43.00	0.0225
810	1909.80	4.35	-20	52.17	0.0273
810	1909.80	4.35	-10	49.98	0.0262
810	1909.80	4.35	0	51.66	0.0270
810	1909.80	4.35	10	44.88	0.0235
810	1909.80	4.35	20	46.69	0.0244
810	1909.80	4.35	30	49.20	0.0258
810	1909.80	4.35	40	49.66	0.0260
810	1909.80	4.35	50	55.02	0.0288

APPENDIX 1C – GSM RADIATED EMISSIONS TEST DATA

BlackBerry	EMC Test Report for the BlackBerry® smartphone Model RGV161LW (SQW100-3) APPENDIX 1C		
Test Report No.: RTS-6057-1411-21	Dates of Test: November 5 to 25, 2014	FCC ID: L6ARGV160LW	

Radiated Power Test Data Results

Date of test: Nov 11, 2014

The following measurements were performed by Shiva Kumbham.

The environmental tests conditions were: Temperature: 25.6 °C
Relative Humidity: 39.3 %

The BlackBerry® smartphone was standalone, horizontal down and top pointing to RX antenna when the turntable is at 0 degree position.

Test Distance was 3.0 meters with the RX antenna height scans between 1-4 meters height.

GSM850 Band in Call Mode

EUT				Rx Antenna		Spectrum Analyzer		Substitution Method					
								Tracking Generator					
Type	Ch	Frequency (MHz)	Band	Type	Pol.	Reading (dBuV)	Max (V,H) (dBm)	Pol. Tx-Rx	Reading (dBm)	Corrected Reading (relative to Dipole)		Limit (dBm)	Diff. To Limit (dB)
F0	128	824.20	850	Dipole	V	-32.15	-25.78	V-V	9.06	27.04	0.51	38.50	11.46
F0	128	824.20	850	Dipole	H	-25.78		H-H	7.59				
F0	190	836.60	850	Dipole	V	-32.49	-27.55	V-V	7.14	24.80	0.30	38.50	13.70
F0	190	836.60	850	Dipole	H	-27.55		H-H	6.61				
F0	251	848.80	850	Dipole	V	-34.02	-28.45	V-V	6.50	24.65	0.29	38.50	13.85
F0	251	848.80	850	Dipole	H	-28.45		H-H	7.02				


GSM850 Band in EDGE Mode

EUT				Rx Antenna		Spectrum Analyzer		Substitution Method					
								Tracking Generator					
Type	Ch	Frequency (MHz)	Band	Type	Pol.	Reading (dBuV)	Max (V,H) (dBm)	Pol. Tx-Rx	Reading (dBm)	Corrected Reading (relative to Dipole)		Limit (dBm)	Diff. To Limit (dB)
F0	128	824.20	850	Dipole	V	-34.27	-26.82	V-V	8.00	25.98	0.40	38.50	12.52
F0	128	824.20	850	Dipole	H	-26.82		H-H	6.50				
F0	190	836.60	850	Dipole	V	-34.52	-28.91	V-V	5.72	23.38	0.22	38.50	15.12
F0	190	836.60	850	Dipole	H	-28.91		H-H	5.22				
F0	251	848.80	850	Dipole	V	-35.63	-29.86	V-V	5.18	23.31	0.21	38.50	15.19
F0	251	848.80	850	Dipole	H	-29.86		H-H	5.68				

This report shall **NOT** be reproduced except in full without the written consent of BlackBerry RTS - A division of BlackBerry Limited.

Copyright 2005-2014

Page 55 of 225

	EMC Test Report for the BlackBerry® smartphone Model RGV161LW (SQW100-3) APPENDIX 1C	
Test Report No.: RTS-6057-1411-21	Dates of Test: November 5 to 25, 2014	FCC ID: L6ARGV160LW

Radiated Power Test Data Results cont'd

Date of test: Nov 13, 2014

The environmental tests conditions were: Temperature: 27.6 °C
Relative Humidity: 41.7 %

The BlackBerry® smartphone was standalone, side button up and LCD Screen pointing to RX antenna when the turntable is at 0 degree position.

Test Distance was 3.0 meters with the RX antenna height scans between 1-4 meters height.

PCS1900 Band in Call Mode

								Substitution Method					
EUT				Receive Antenna		Spectrum Analyzer		Tracking Generator					
Type	Ch	Frequency (MHz)	Band	Type	Pol.	Reading (dBm)	Max (V,H) dBm	Pol. Tx-Rx	Reading (dBm)	Corrected Reading (relative to Isotropic Radiator)		Limit (dBm)	Diff to Limit (dB)
										(dBm)	(W)		
F0	512	1850.20	1900	Horn	V	-21.68	-21.02	V-V	-10.98	29.08	0.81	33	3.92
F0	512	1850.20	1900	Horn	H	-21.02		H-H	-10.60				
F0	661	1880.00	1900	Horn	V	-24.01	-21.13	V-V	-10.85	29.20	0.83	33	3.80
F0	661	1880.00	1900	Horn	H	-21.13		H-H	-10.20				
F0	810	1909.80	1900	Horn	V	-23.57	-21.65	V-V	-10.74	28.82	0.76	33	4.18
F0	810	1909.80	1900	Horn	H	-21.65		H-H	-10.62				

PCS1900 Band in EDGE Mode

								Substitution Method					
EUT				Receive Antenna		Spectrum Analyzer		Tracking Generator					
Type	Ch	Frequency (MHz)	Band	Type	Pol.	Reading (dBuV)	Max (V,H) dBuV	Pol. Tx-Rx	Reading (dBm)	Corrected Reading (relative to Isotropic Radiator)		Limit (dBm)	Diff to Limit (dB)
										(dBm)	(W)		
F0	512	1850.20	1900	Horn	V	-23.54	-22.02	V-V	-11.95	28.06	0.64	33	4.94
F0	512	1850.20	1900	Horn	H	-22.02		H-H	-11.62				
F0	661	1880.00	1900	Horn	V	-26.46	-23.59	V-V	-13.25	26.81	0.48	33	6.19
F0	661	1880.00	1900	Horn	H	-23.59		H-H	-12.59				
F0	810	1909.80	1900	Horn	V	-26.39	-24.42	V-V	-13.56	26.05	0.40	33	6.95
F0	810	1909.80	1900	Horn	H	-24.42		H-H	-13.39				

This report shall **NOT** be reproduced except in full without the written consent of BlackBerry RTS - A division of BlackBerry Limited.

Copyright 2005-2014

Page 56 of 225

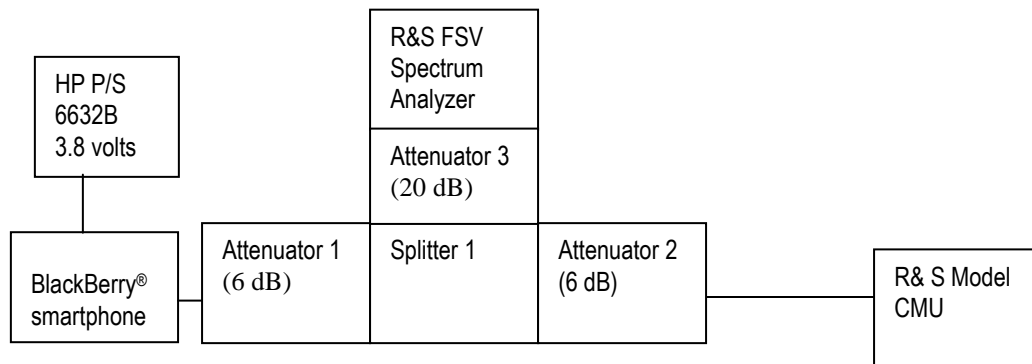
APPENDIX 2A– WCDMA Band II/IV/V CONDUCTED RF EMISSIONS TEST DATA/PLOTS

BlackBerry	EMC Test Report for the BlackBerry® smartphone Model RGV161LW (SQW100-3) APPENDIX 2A	
Test Report No.: RTS-6057-1411-21	Dates of Test: November 5 to 25, 2014	FCC ID: L6ARGV160LW

WCDMA Band II/IV/V Conducted RF Emission Test Data

This appendix contains measurement data pertaining to conducted spurious emissions, 99% power bandwidth and the channel mask.

Test Setup Diagram




A reference offset of 31.4 dB was applied to the spectrum analyzer reference level for the attenuators and coaxial cable loss in the test circuit.

<u>UNIT</u>	<u>MANUFACTURER</u>	<u>MODEL</u>	<u>SERIAL NUMBER</u>
Attenuator 1	Mini-Circuits	BW-S6W2+	0647
Attenuator 2	Mini-Circuits	BW-S6W2+	0648
Attenuator 3	Mini-Circuits	BW-S20-2W263+	1234
Splitter 1	Weinschel	1515	MES 92

Date of Test: November 18, 2014

The environmental test conditions were: Temperature: 25.1°C
 Relative Humidity: 29%

The following measurements were performed by Sijia Li.

	EMC Test Report for the BlackBerry® smartphone Model RGV161LW (SQW100-3) APPENDIX 2A	
Test Report No.: RTS-6057-1411-21	Dates of Test: November 5 to 25, 2014	FCC ID: L6ARGV160LW

WCDMA Conducted RF Emission Test Data cont'd

The conducted spurious emissions – As per 47 CFR 2.1051, CFR 22.917, CFR 24.238(a), CFR 27.53 were measured from 30 MHz to 20 GHz.

–26 dBc Bandwidth and Occupied Bandwidth (99%)

For each carrier frequency of low, middle and high, the modulation spectrum was measured by both methods of 99% power bandwidth and –26 dBc bandwidth.

The resolution bandwidth required for out-of-band emissions in the 1 MHz bands immediately outside and adjacent to the frequency block, was determined to be at least 1% of the emission bandwidth.

The worst case –26dBc bandwidth for WCDMA Band V was measured to be 4.59 MHz, WCDMA Band II was measured to be 4.58 MHz and for the WCDMA Band IV it was measured to be 4.590 MHz as shown below. Results were derived in a 100 kHz resolution bandwidth.

On any frequency outside the frequency block and outside the adjacent 1 MHz bands, a resolution bandwidth of at least 1 MHz was applied.


Test Data for WCDMA Band II/IV/V selected Frequencies in Loopback mode

The following tests were performed on model RFW121LW.

WCDMA Band V Frequency (MHz)	26dBc Occupied Bandwidth (MHz)	99% Occupied Bandwidth (MHz)
826.400	4.57	4.16
836.400	4.59	4.17
846.600	4.57	4.165

WCDMA Band II Frequency (MHz)	26dBc Occupied Bandwidth (MHz)	99% Occupied Bandwidth (MHz)
1852.400	4.58	4.16
1880.000	4.565	4.165
1907.600	4.6	4.165

WCDMA Band IV Frequency (MHz)	26dBc Occupied Bandwidth (MHz)	99% Occupied Bandwidth (MHz)
1712.4	4.580	4.170
1732.6	4.590	4.170
1752.6	4.585	4.165

	EMC Test Report for the BlackBerry® smartphone Model RGV161LW (SQW100-3) APPENDIX 2A	
Test Report No.: RTS-6057-1411-21	Dates of Test: November 5 to 25, 2014	FCC ID: L6ARGV160LW


Peak to Average Ratio (PAR)

The peak to average ratio was measured on the low, middle and high channels. On any frequency outside the frequency block and outside the adjacent 1 MHz bands, a resolution bandwidth of at least 1 MHz was applied. The worst case measured was 6.91 dB on the low channel of WCDMA Band II. The worst case measured was 6.68 dB on low and high channels of WCDMA Band IV.

Measurement Plots for WCDMA Band II/IV/V Voice mode

See Figures 2-1a to 2-12a for the plots of the conducted spurious emissions.
See Figures 2-13a to 2-24a for the plots of 99% Occupied Bandwidth and -26 dBc Bandwidth.
See Figures 2-25a to 2-28a for the plots of the Channel mask.
See Figures 2-29a to 2-31a for the plots of the Peak to Average Ratio (WCDMA Band II).

See Figures 2-1b to 2-6b for the plots of the conducted spurious emissions.
See Figures 2-7b to 2-12b for the plots of 99% Occupied Bandwidth and -26 dBc Bandwidth.
See Figures 2-13b to 2-14b for the plots of the Channel mask.
See Figures 2-15b to 2-17b for the plots of the Peak to Average Ratio (WCDMA Band IV).

	EMC Test Report for the BlackBerry® smartphone Model RGV161LW (SQW100-3) APPENDIX 2A	
Test Report No.: RTS-6057-1411-21	Dates of Test: November 5 to 25, 2014	FCC ID: L6ARGV160LW

Test Data for WCDMA Band II/IV/V selected Frequencies in HSUPA mode

WCDMA Band V Frequency (MHz)	99% Occupied Bandwidth (MHz)
826.400	4.165
836.400	4.165
846.600	4.165

WCDMA Band II Frequency (MHz)	99% Occupied Bandwidth (MHz)
1852.400	4.17
1880.000	4.165
1907.600	4.175

WCDMA Band IV Frequency (MHz)	99% Occupied Bandwidth (MHz)
1712.4	4.170
1732.6	4.175
1752.6	4.170

Measurement Plots for WCDMA Band V/II/IV in HSUPA mode

Refer to the following measurement plots for more detail:

See Figures 2-32a to 2-43a for the plots of the conducted spurious emissions.


See Figures 2-44a to 2-49a for the plots of 99% Occupied Bandwidth.

See Figures 2-50a to 2-53a for the plots of the Channel mask.

See Figures 2-18b to 2-23b for the plots of the conducted spurious emissions.

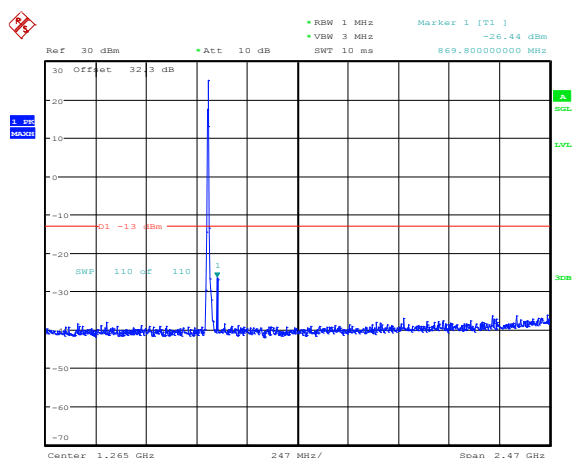
See Figures 2-24b to 2-26b for the plots of 99% Occupied Bandwidth.

See Figures 2-27b to 2-28b for the plots of the Channel mask.

	EMC Test Report for the BlackBerry® smartphone Model RGV161LW (SQW100-3) APPENDIX 2A	
Test Report No.: RTS-6057-1411-21	Dates of Test: November 5 to 25, 2014	FCC ID: L6ARGV160LW

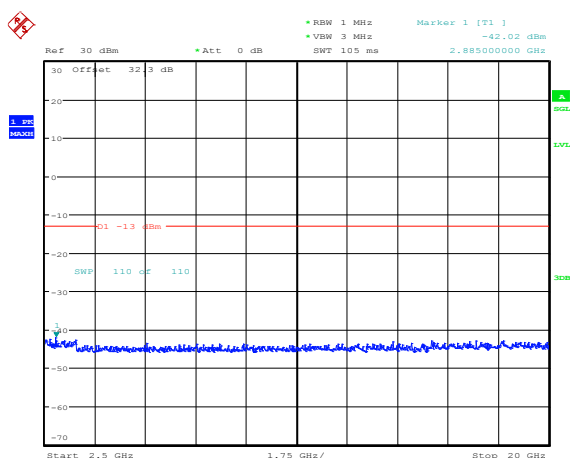
WCDMA Conducted RF Emission Test Data cont'd

Figure 2-1a: Band V, Spurious Conducted Emissions, Low channel



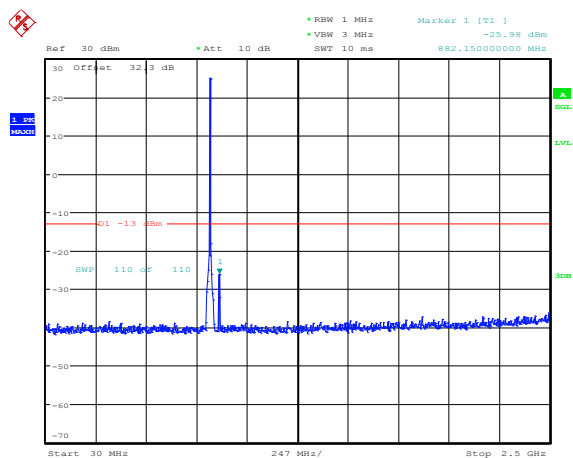
Date: 18.NOV.2014 11:42:47

Figure 2-2a: Band V, Spurious Conducted Emissions, Low channel



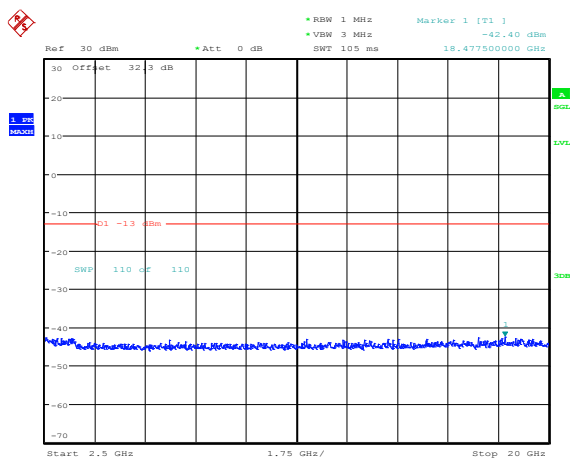
Date: 18.NOV.2014 11:43:28

Figure 2-3a: Band V, Spurious Conducted Emissions, Middle channel




Date: 18.NOV.2014 11:44:05

Figure 2-4a: Band V, Spurious Conducted Emissions, Middle channel

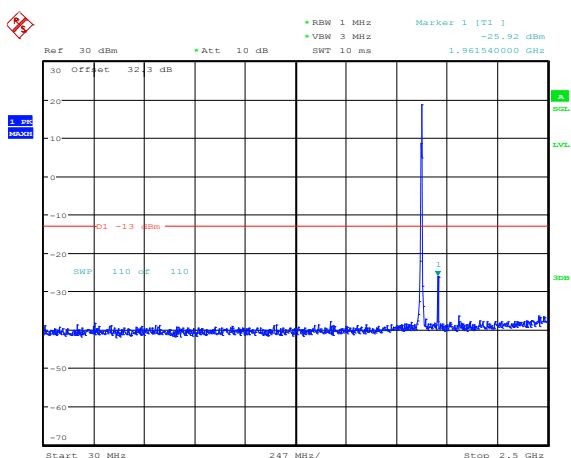


Date: 18.NOV.2014 11:44:43

	EMC Test Report for the BlackBerry® smartphone Model RGV161LW (SQW100-3) APPENDIX 2A	
Test Report No.: RTS-6057-1411-21	Dates of Test: November 5 to 25, 2014	FCC ID: L6ARGV160LW

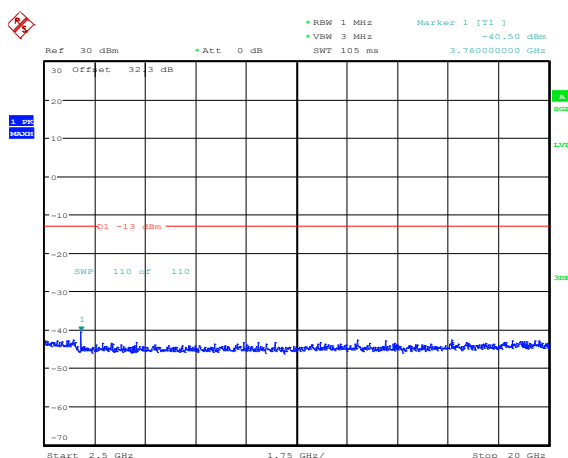
WCDMA Conducted RF Emission Test Data cont'd

Figure 2-9a: BAND II, Spurious Conducted Emissions, Middle Channel



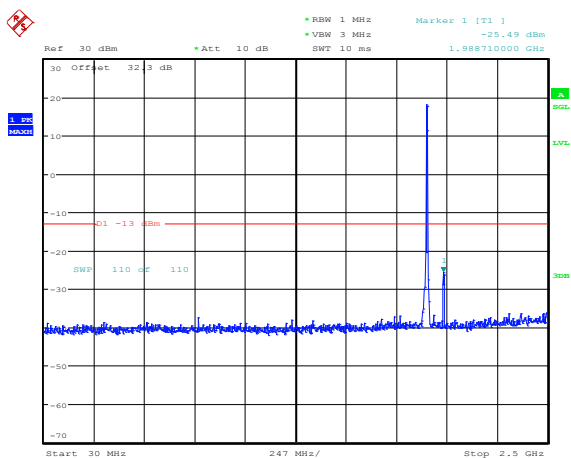
Date: 18.NOV.2014 10:11:03

Figure 2-10a: BAND II, Spurious Conducted Emissions, Middle Channel



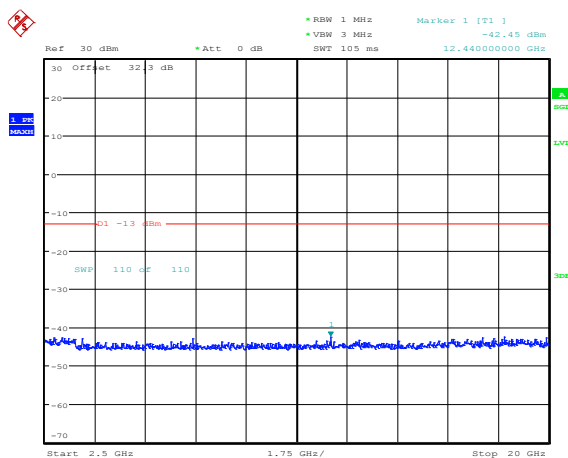
Date: 18.NOV.2014 10:11:47

Figure 2-11a: BAND II, Spurious Conducted Emissions, High Channel




Date: 18.NOV.2014 10:12:21

Figure 2-12a: BAND II, Spurious Conducted Emissions, High Channel

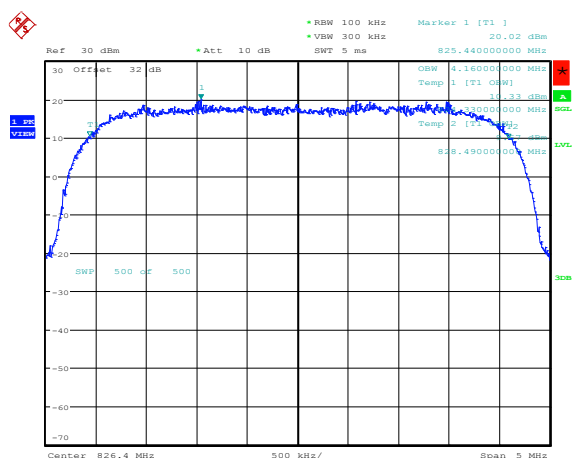


Date: 18.NOV.2014 10:13:35

	EMC Test Report for the BlackBerry® smartphone Model RGV161LW (SQW100-3) APPENDIX 2A	
Test Report No.: RTS-6057-1411-21	Dates of Test: November 5 to 25, 2014	FCC ID: L6ARGV160LW

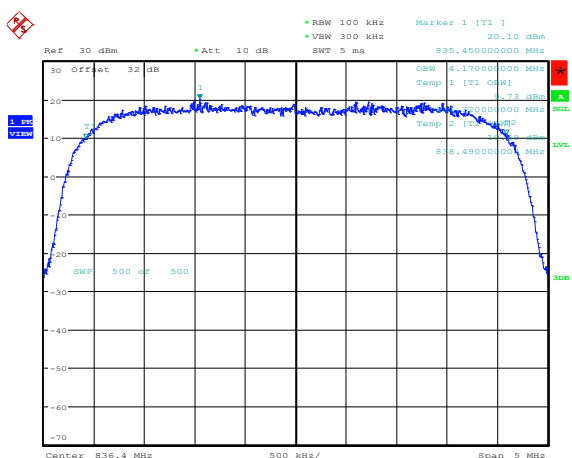
WCDMA Conducted RF Emission Test Data cont'd

Figure 2-13a: Occupied Bandwidth, Band V Low Channel



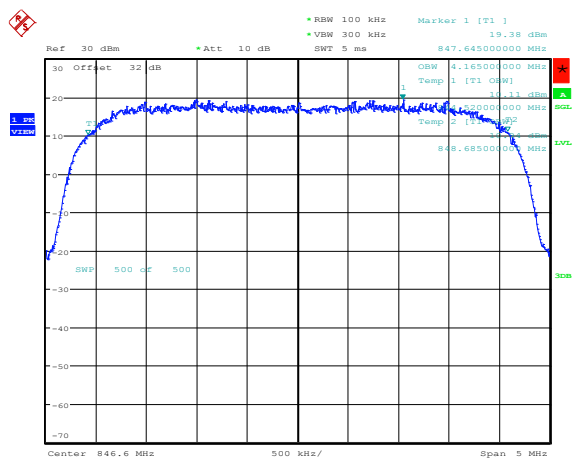
Date: 18.NOV.2014 11:56:40

Figure 2-14a: Occupied Bandwidth, Band V Middle Channel



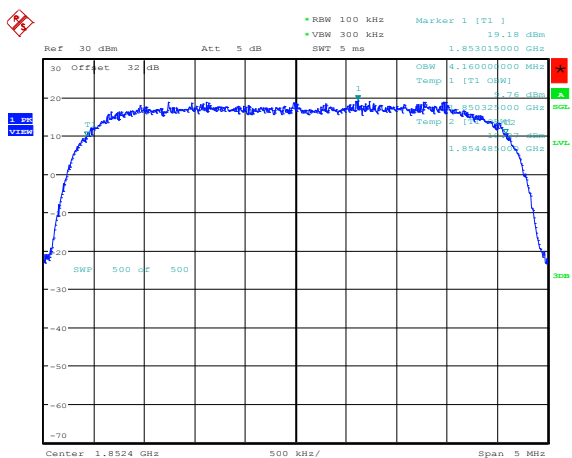
Date: 18.NOV.2014 11:57:44

Figure 2-15a: Occupied Bandwidth, Band V High Channel



Date: 18.NOV.2014 11:58:35

Figure 2-16a: Occupied Bandwidth, Band II Low Channel

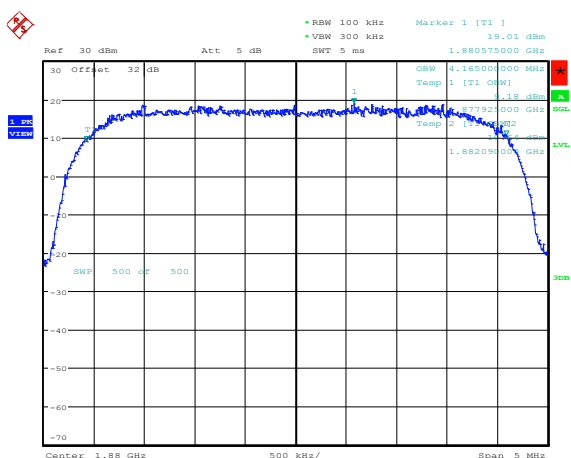


Date: 18.NOV.2014 10:39:26

BlackBerry	EMC Test Report for the BlackBerry® smartphone Model RGV161LW (SQW100-3) APPENDIX 2A	
Test Report No.: RTS-6057-1411-21	Dates of Test: November 5 to 25, 2014	FCC ID: L6ARGV160LW

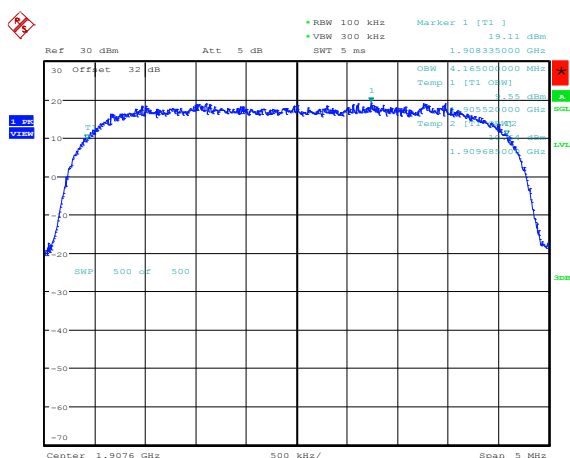
WCDMA Conducted RF Emission Test Data cont'd

Figure 2-17a: Occupied Bandwidth, Band II Middle Channel



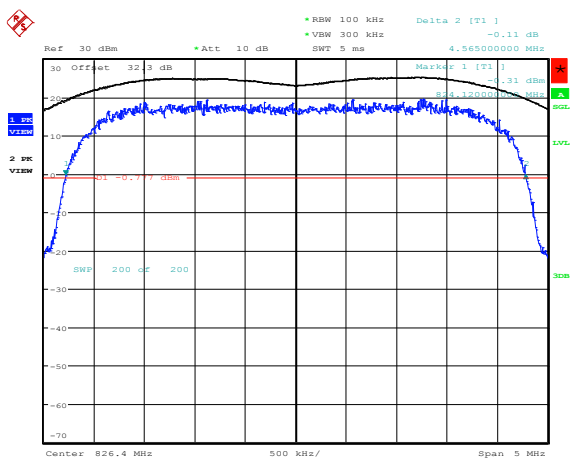
Date: 18.NOV.2014 10:40:25

Figure 2-18a: Occupied Bandwidth, Band II High Channel



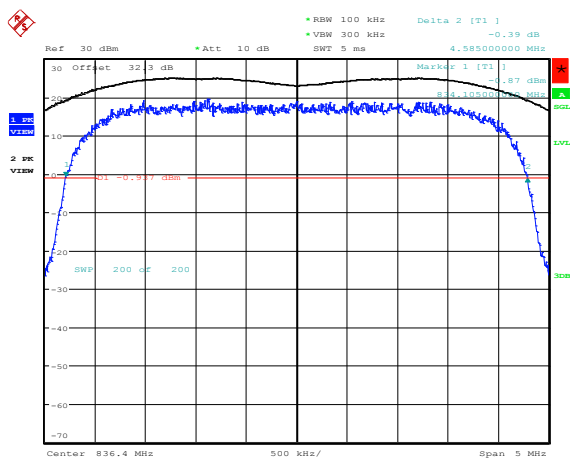
Date: 18.NOV.2014 10:41:26

Figure 2-19a: -26 dBc Bandwidth, Band V Low Channel




Date: 18.NOV.2014 11:50:05

Figure 2-20a: -26 dBc Bandwidth, Band V Middle Channel

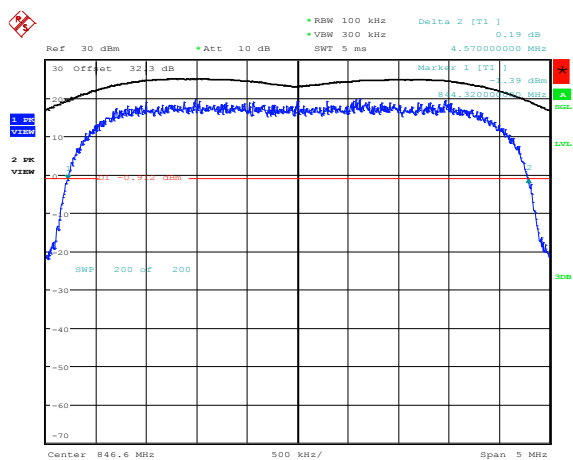


Date: 18.NOV.2014 11:51:44

	EMC Test Report for the BlackBerry® smartphone Model RGV161LW (SQW100-3) APPENDIX 2A	
Test Report No.: RTS-6057-1411-21	Dates of Test: November 5 to 25, 2014	FCC ID: L6ARGV160LW

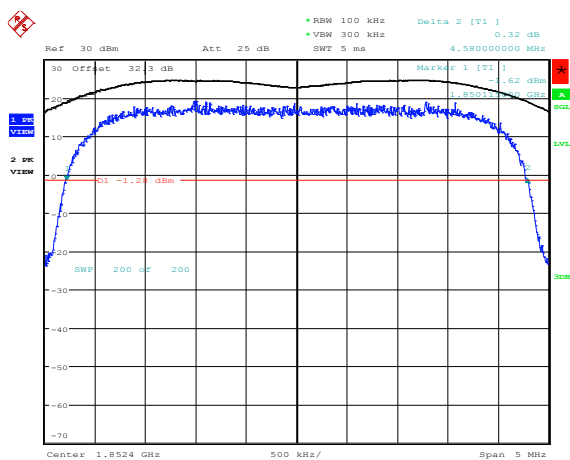
WCDMA Conducted RF Emission Test Data cont'd

Figure 2-21a: -26 dBc Bandwidth, Band V High Channel



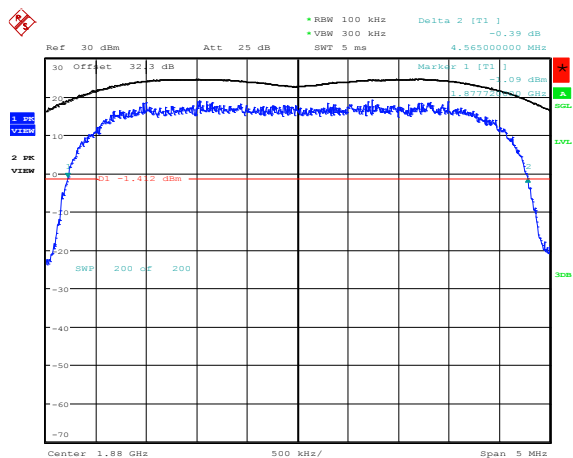
Date: 18.NOV.2014 11:52:57

Figure 2-22a: -26 dBc Bandwidth, Band II Low Channel



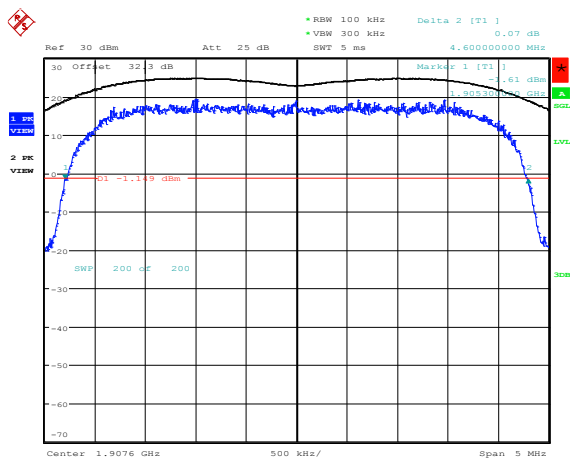
Date: 18.NOV.2014 10:31:46

Figure 2-23a: -26 dBc Bandwidth, Band II Middle Channel




Date: 18.NOV.2014 10:32:54

Figure 2-24a: -26 dBc Bandwidth, Band II High Channel

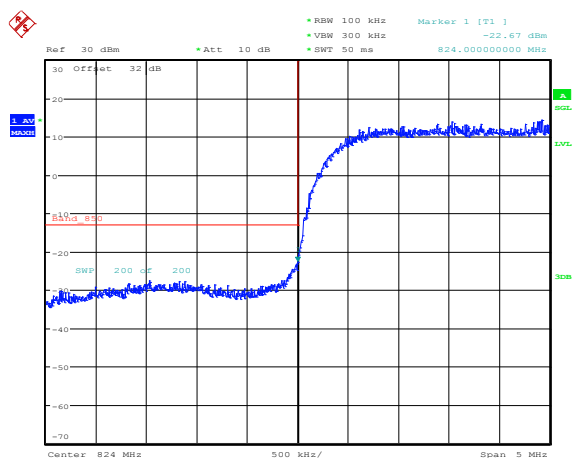


Date: 18.NOV.2014 10:34:11

	EMC Test Report for the BlackBerry® smartphone Model RGV161LW (SQW100-3) APPENDIX 2A	
Test Report No.: RTS-6057-1411-21	Dates of Test: November 5 to 25, 2014	FCC ID: L6ARGV160LW

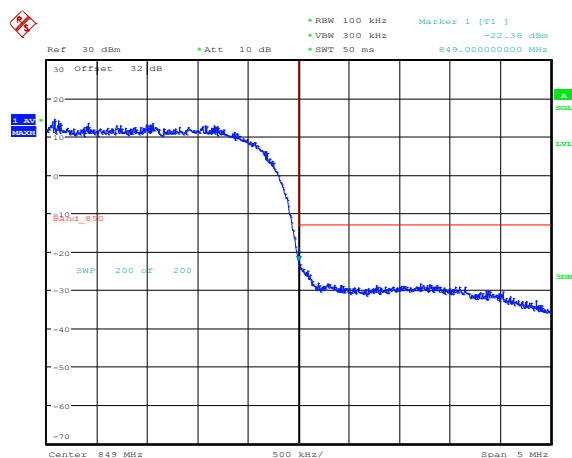
WCDMA Conducted RF Emission Test Data cont'd

Figure 2-25a: Band V Low Channel Mask



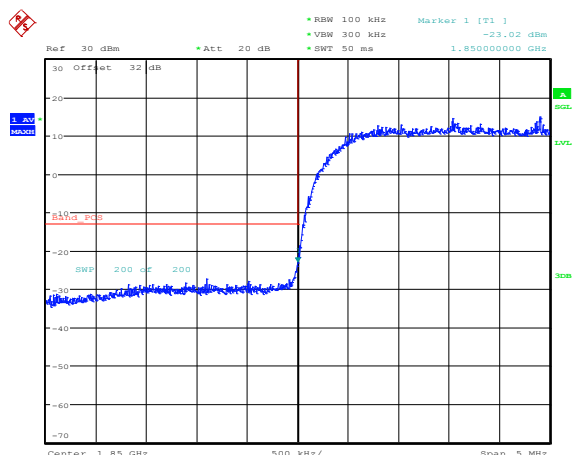
Date: 18.NOV.2014 12:01:41

Figure 2-26a: Band V High Channel Mask



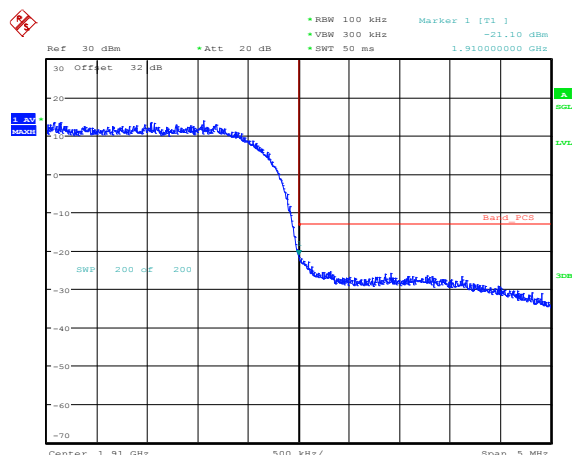
Date: 18.NOV.2014 12:02:39

Figure 2-27a: Band II Low Channel Mask




Date: 18.NOV.2014 10:45:58

Figure 2-28a: Band II High Channel Mask

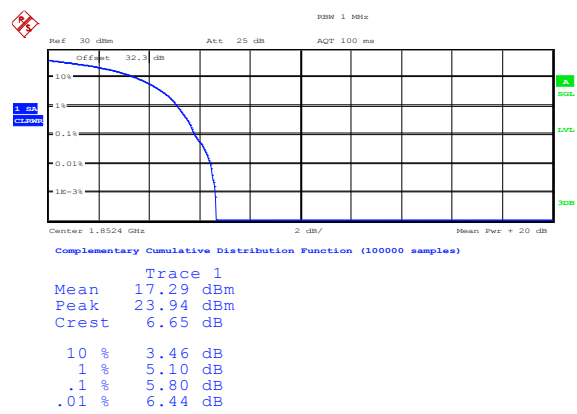


Date: 18.NOV.2014 10:47:12

	EMC Test Report for the BlackBerry® smartphone Model RGV161LW (SQW100-3) APPENDIX 2A	
Test Report No.: RTS-6057-1411-21	Dates of Test: November 5 to 25, 2014	FCC ID: L6ARGV160LW

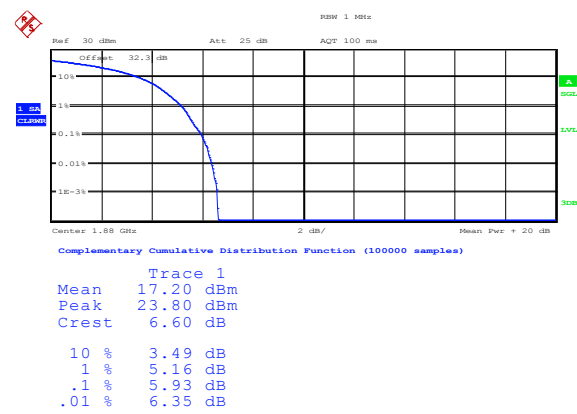
WCDMA Conducted RF Emission Test Data
cont'd

Figure 2-29a: Band II, PAR Low Channel



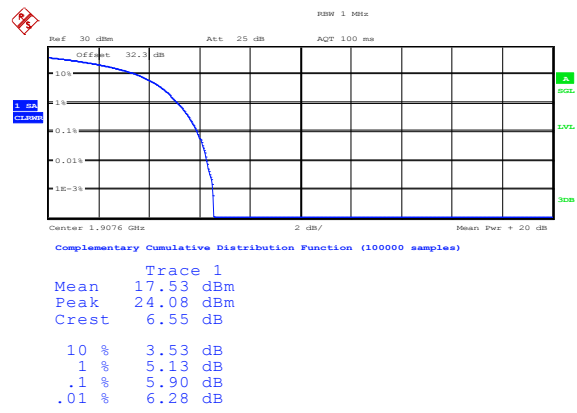
Date: 18.NOV.2014 10:50:53

Figure 2-30a: Band II, PAR Mid Channel




Date: 18.NOV.2014 10:51:28

Figure 2-31a: Band II, PAR High Channel

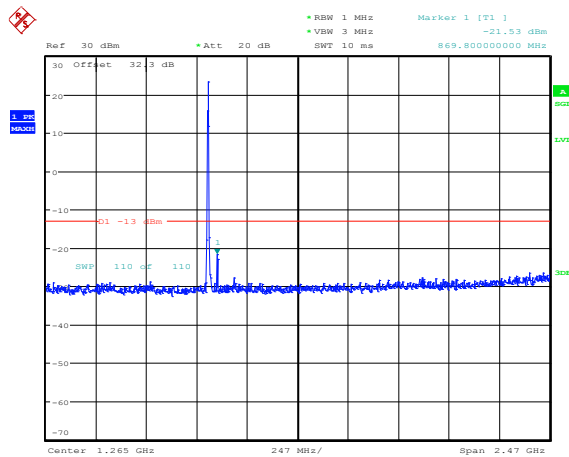


Date: 18.NOV.2014 10:54:23

	EMC Test Report for the BlackBerry® smartphone Model RGV161LW (SQW100-3) APPENDIX 2A	
Test Report No.: RTS-6057-1411-21	Dates of Test: November 5 to 25, 2014	FCC ID: L6ARGV160LW

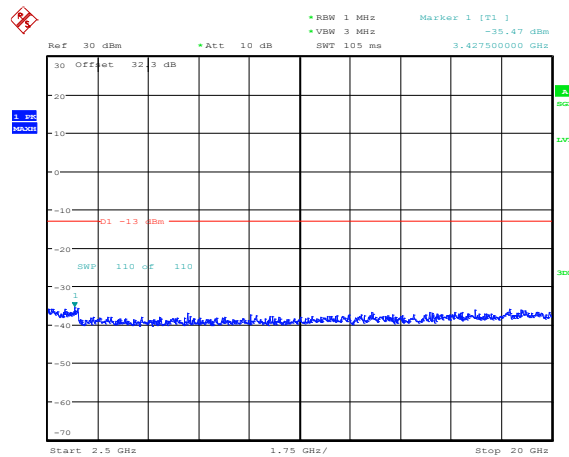
WCDMA Conducted RF Emission Test Data cont'd

Figure 2-32a: Band V HSUPA, Spurious Conducted Emissions, Low channel



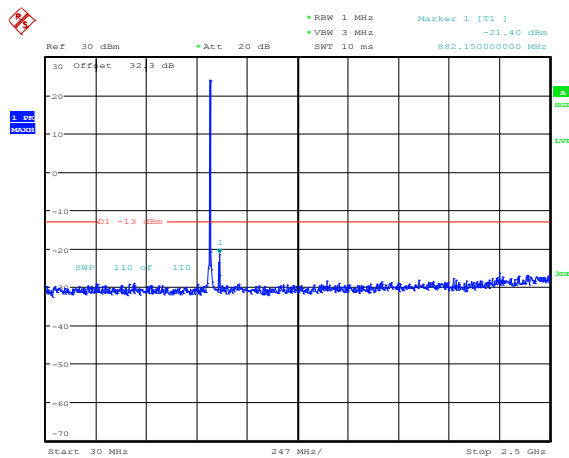
Date: 18.NOV.2014 12:19:04

Figure 2-33a: Band V HSUPA, Spurious Conducted Emissions, Low channel



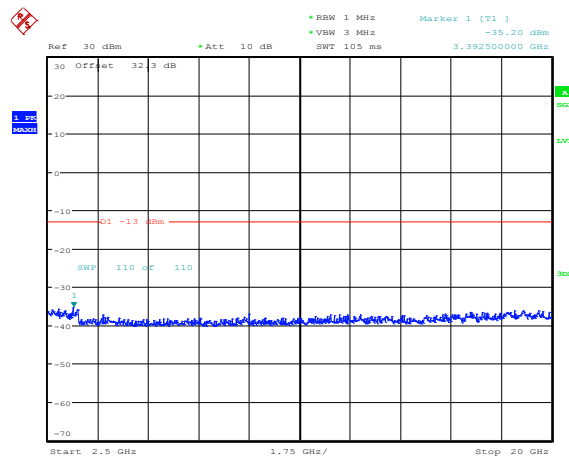
Date: 18.NOV.2014 12:20:00

Figure 2-34a: Band V HSUPA, Spurious Conducted Emissions, Middle channel




Date: 18.NOV.2014 12:20:52

Figure 2-35a: Band V HSUPA, Spurious Conducted Emissions, Middle channel

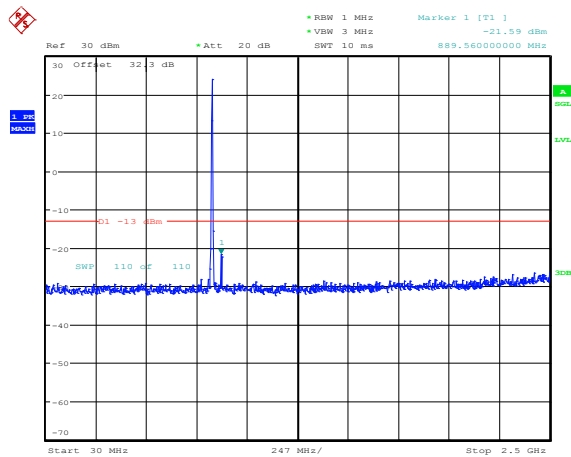


Date: 18.NOV.2014 12:21:32

	EMC Test Report for the BlackBerry® smartphone Model RGV161LW (SQW100-3) APPENDIX 2A	
Test Report No.: RTS-6057-1411-21	Dates of Test: November 5 to 25, 2014	FCC ID: L6ARGV160LW

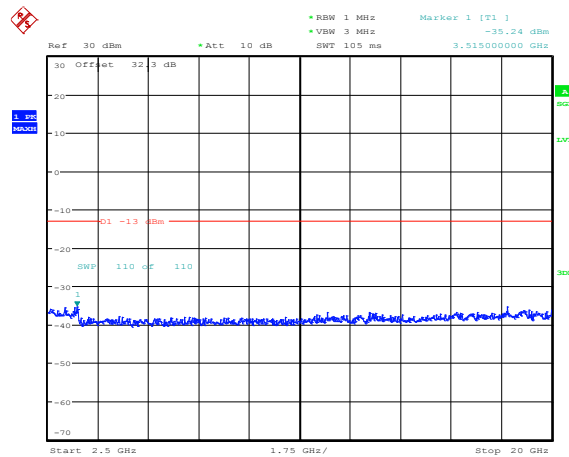
WCDMA Conducted RF Emission Test Data cont'd

Figure 2-36a: Band V HSUPA, Spurious Conducted Emissions, High Channel



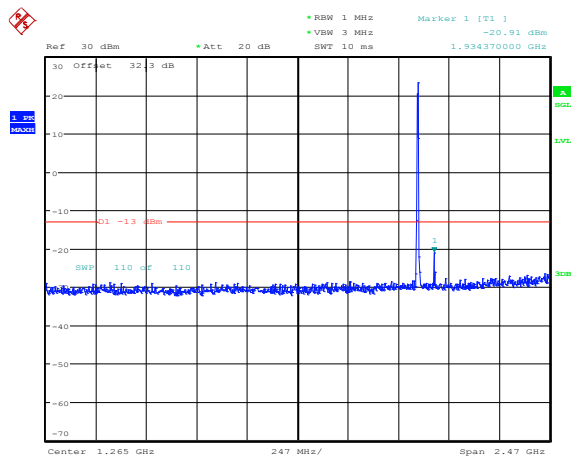
Date: 18.NOV.2014 12:22:07

Figure 2-37a: Band V HSUPA, Spurious Conducted Emissions, High Channel



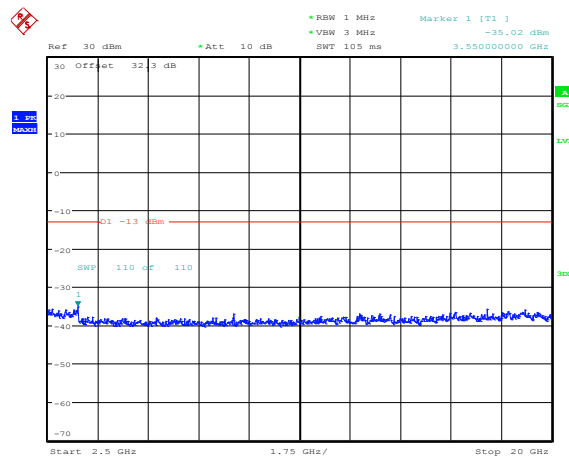
Date: 18.NOV.2014 12:22:45

Figure 2-38a: Band II HSUPA, Spurious Conducted Emissions, Low Channel




Date: 18.NOV.2014 11:15:33

Figure 2-39a: Band II HSUPA, Spurious Conducted Emissions, Low Channel

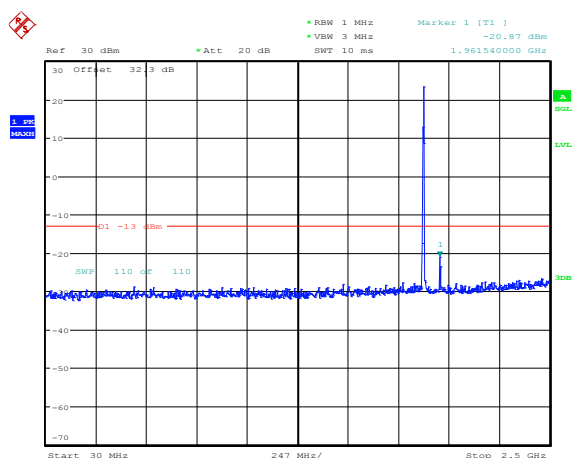


Date: 18.NOV.2014 11:16:16

	EMC Test Report for the BlackBerry® smartphone Model RGV161LW (SQW100-3) APPENDIX 2A	
Test Report No.: RTS-6057-1411-21	Dates of Test: November 5 to 25, 2014	FCC ID: L6ARGV160LW

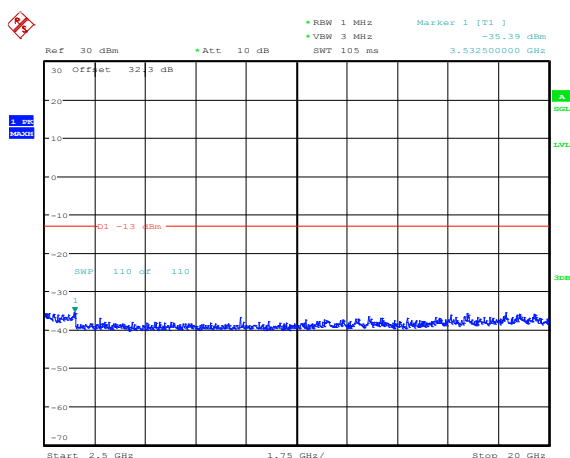
WCDMA Conducted RF Emission Test Data cont'd

Figure 2-40a: Band II HSUPA, Spurious Conducted Emissions, Middle Channel



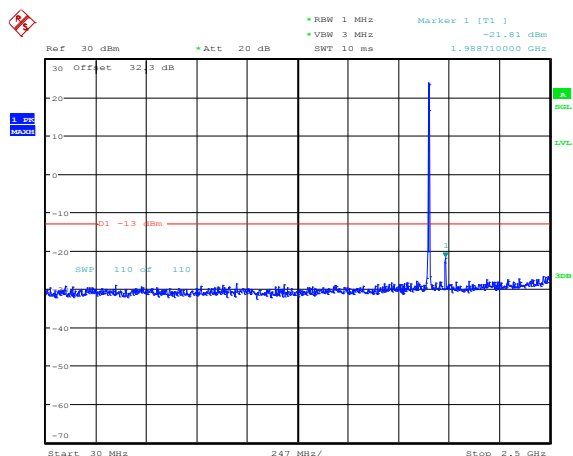
Date: 18.NOV.2014 11:17:02

Figure 2-41a: Band II HSUPA, Spurious Conducted Emissions, Middle Channel



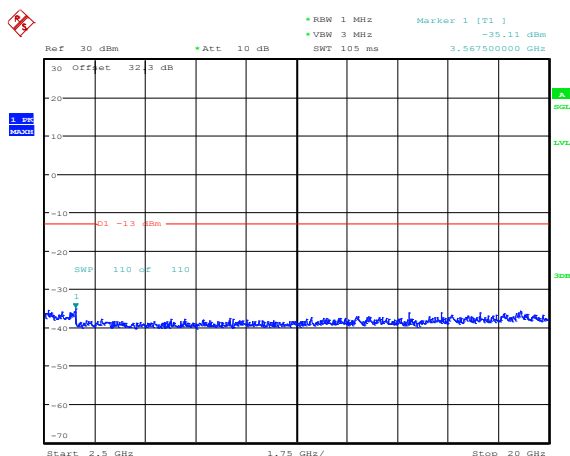
Date: 18.NOV.2014 11:17:44

Figure 2-42a: Band II HSUPA, Spurious Conducted Emissions, High Channel




Date: 18.NOV.2014 11:18:09

Figure 2-43a: Band II HSUPA, Spurious Conducted Emissions, High Channel

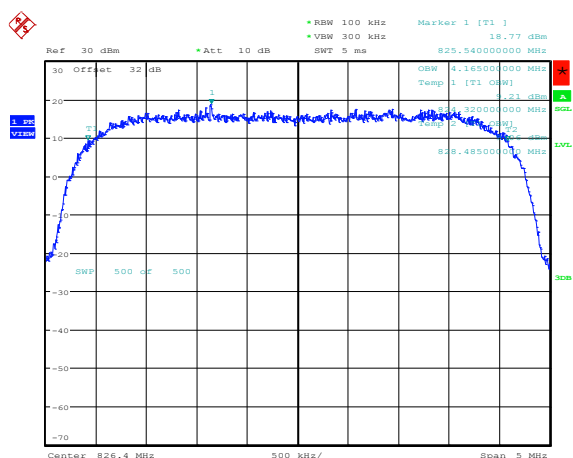


Date: 18.NOV.2014 11:19:36

	EMC Test Report for the BlackBerry® smartphone Model RGV161LW (SQW100-3) APPENDIX 2A	
Test Report No.: RTS-6057-1411-21	Dates of Test: November 5 to 25, 2014	FCC ID: L6ARGV160LW

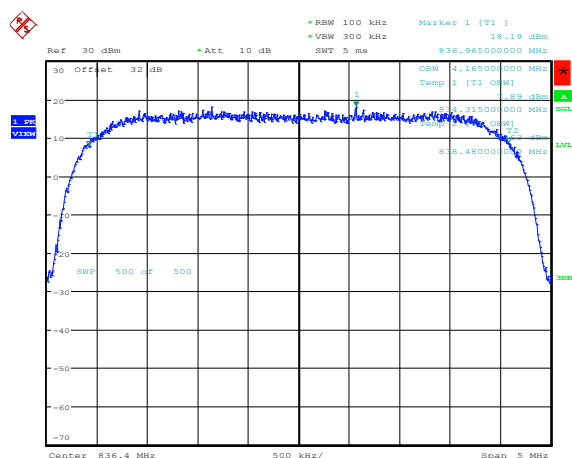
WCDMA Conducted RF Emission Test Data cont'd

**Figure 2-44a: Occupied Bandwidth, Band V
HSUPA Low Channel**



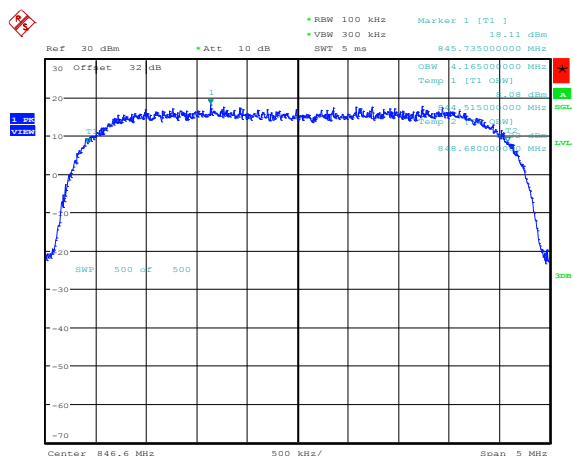
Date: 18.NOV.2014 12:25:14

**Figure 2-45a: Occupied Bandwidth, Band V
HSUPA Middle Channel**



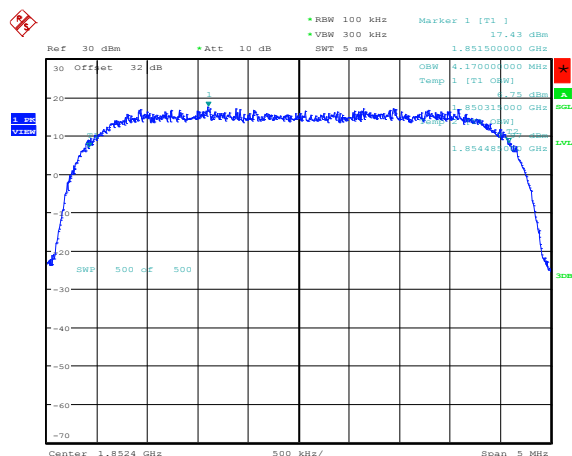
Date: 18.NOV.2014 12:26:17

**Figure 2-46a: Occupied Bandwidth, Band V
HSUPA High Channel**




Date: 18.NOV.2014 12:27:39

**Figure 2-47a: Occupied Bandwidth, Band II
HSUPA Low Channel**

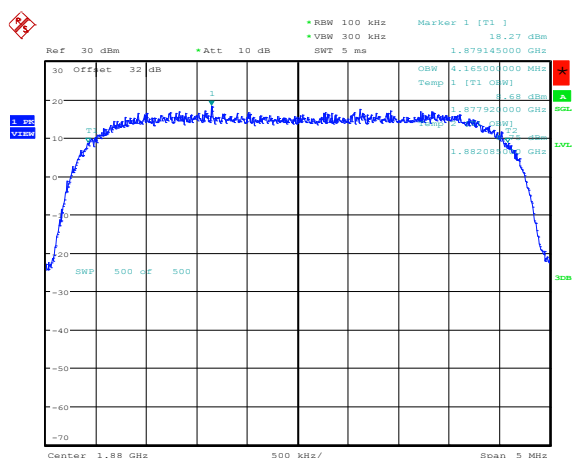


Date: 18.NOV.2014 11:21:43

	EMC Test Report for the BlackBerry® smartphone Model RGV161LW (SQW100-3) APPENDIX 2A	
Test Report No.: RTS-6057-1411-21	Dates of Test: November 5 to 25, 2014	FCC ID: L6ARGV160LW

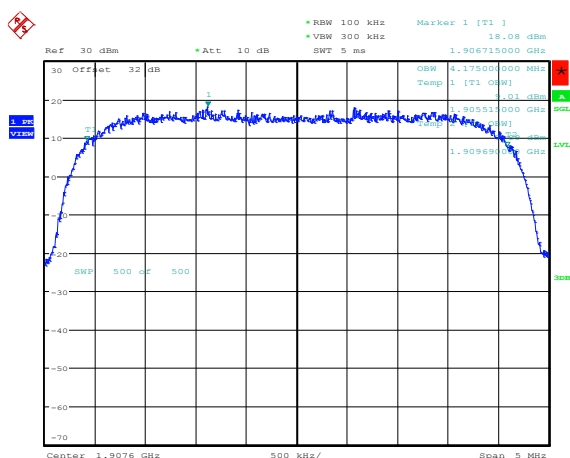
WCDMA Conducted RF Emission Test Data cont'd

Figure 2-48a: Occupied Bandwidth, Band II HSUPA Middle Channel



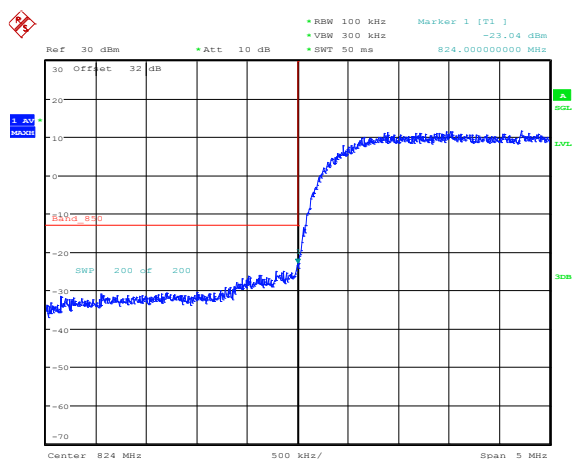
Date: 18.NOV.2014 11:22:51

Figure 2-49a: Occupied Bandwidth, Band II HSUPA High Channel



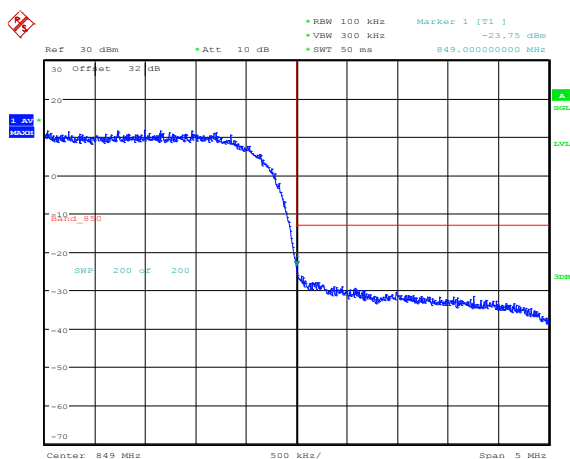
Date: 18.NOV.2014 11:23:49

Figure 2-50a: Band V, HSUPA Low Channel Mask




Date: 18.NOV.2014 12:31:37

Figure 2-51a: Band V, HSUPA High Channel Mask

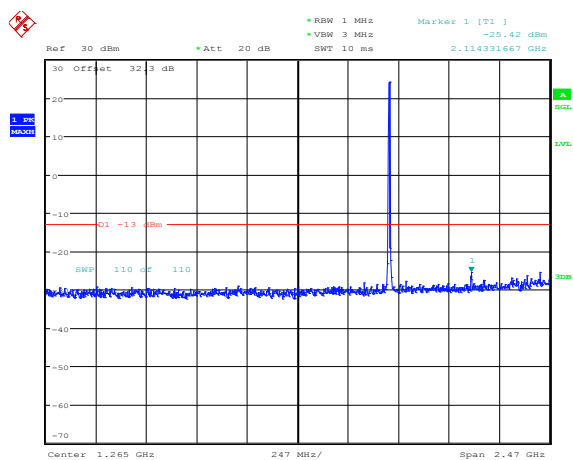


Date: 18.NOV.2014 12:32:59

	EMC Test Report for the BlackBerry® smartphone Model RGV161LW (SQW100-3) APPENDIX 2A	
Test Report No.: RTS-6057-1411-21	Dates of Test: November 5 to 25, 2014	FCC ID: L6ARGV160LW

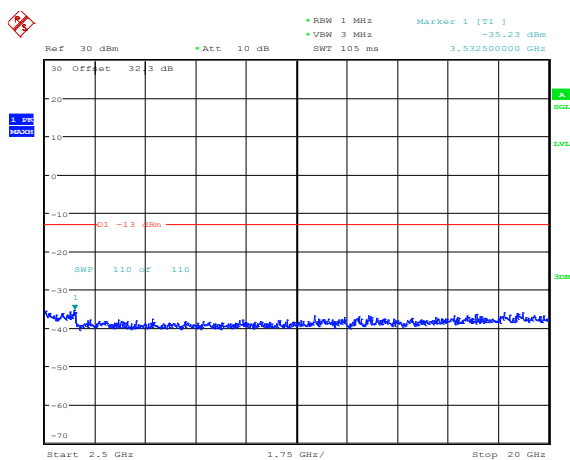
WCDMA Conducted RF Emission Test Data cont'd

Figure 2-1b: Band IV, Spurious Conducted Emissions, Low channel



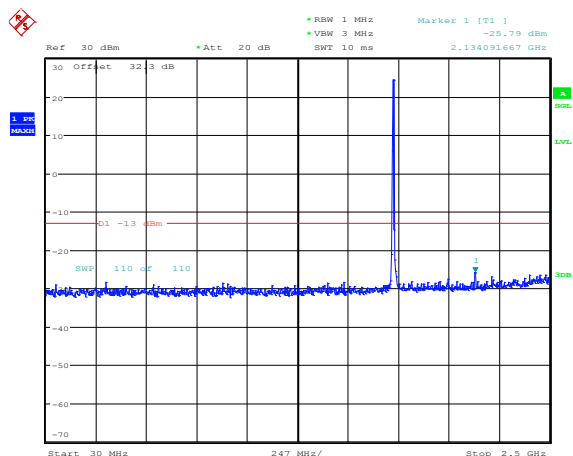
Date: 18.NOV.2014 12:42:08

Figure 2-2b: Band IV, Spurious Conducted Emissions, Low channel



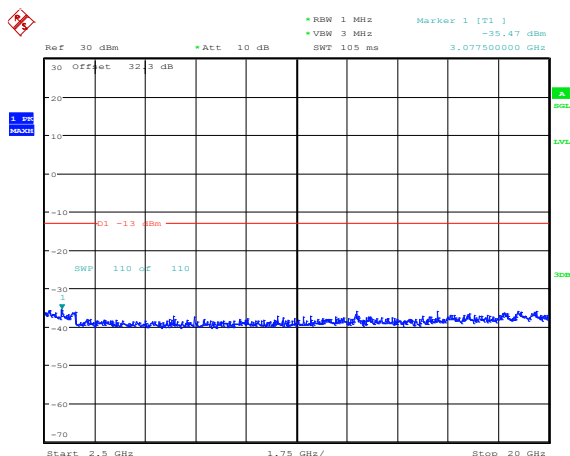
Date: 18.NOV.2014 12:42:53

Figure 2-3b: Band IV, Spurious Conducted Emissions, Middle channel



Date: 18.NOV.2014 12:43:21

Figure 2-4b: Band IV, Spurious Conducted Emissions, Middle channel



Date: 18.NOV.2014 12:43:58


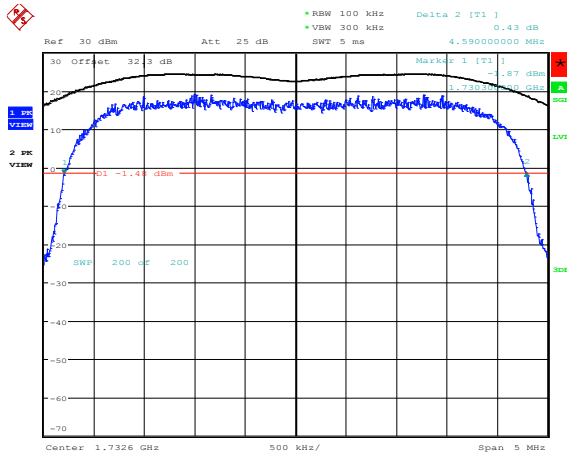
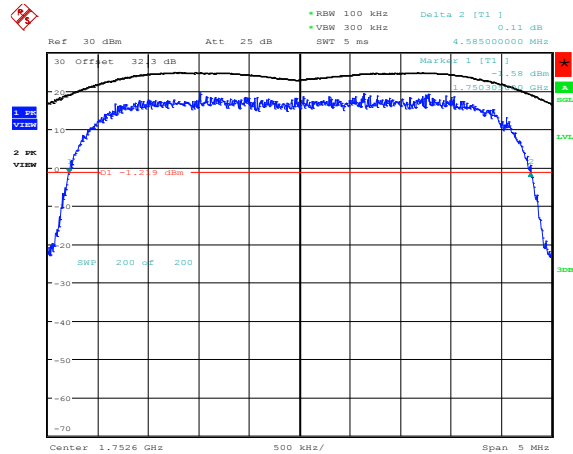
	EMC Test Report for the BlackBerry® smartphone Model RGV161LW (SQW100-3) APPENDIX 2A	
Test Report No.: RTS-6057-1411-21	Dates of Test: November 5 to 25, 2014	FCC ID: L6ARGV160LW

Figure 2-11b: -26 dBc Bandwidth, Band IV Middle Channel



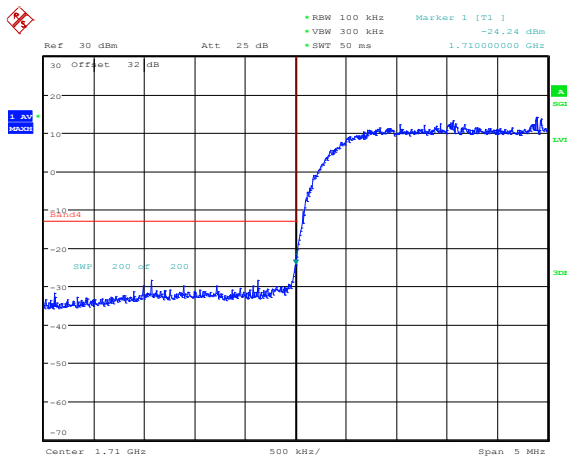
Date: 18.NOV.2014 12:50:01

Figure 2-12b: -26 dBc Bandwidth, Band IV High Channel



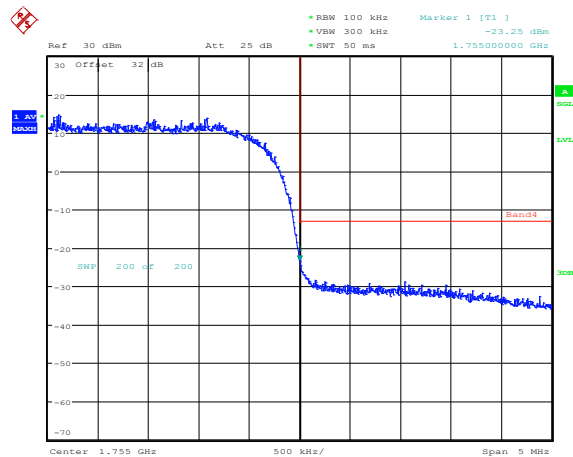
Date: 18.NOV.2014 12:51:07

Figure 2-13b: Band IV Low Channel Mask




Date: 18.NOV.2014 12:59:13

Figure 2-14b: Band IV High Channel Mask

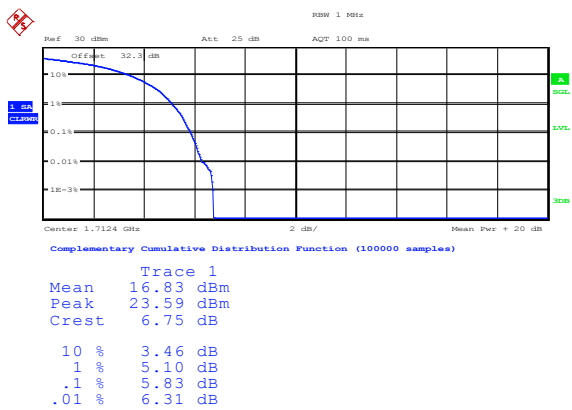


Date: 18.NOV.2014 13:00:42

	EMC Test Report for the BlackBerry® smartphone Model RGV161LW (SQW100-3) APPENDIX 2A	
Test Report No.: RTS-6057-1411-21	Dates of Test: November 5 to 25, 2014	FCC ID: L6ARGV160LW

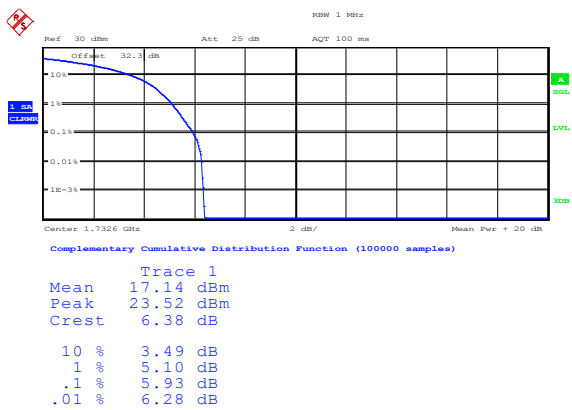
WCDMA Conducted RF Emission Test Data cont'd

Figure 2-15b: Band IV, PAR Low Channel



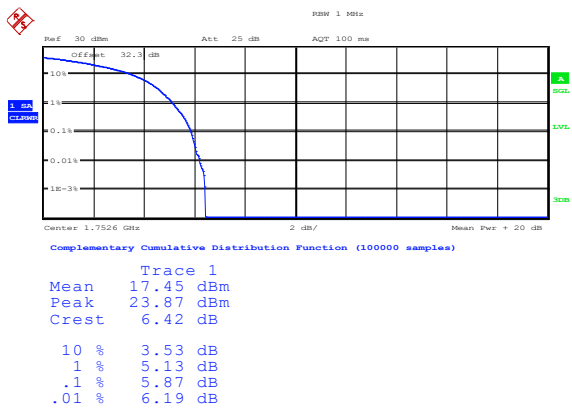
Date: 18.NOV.2014 13:01:58

Figure 2-16b: Band IV, PAR Mid Channel




Date: 18.NOV.2014 13:02:32

Figure 2-17b: Band IV, PAR High Channel

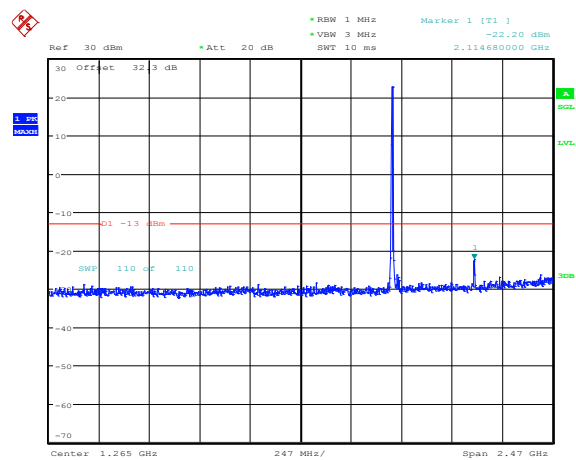


Date: 18.NOV.2014 13:02:59

	EMC Test Report for the BlackBerry® smartphone Model RGV161LW (SQW100-3) APPENDIX 2A	
Test Report No.: RTS-6057-1411-21	Dates of Test: November 5 to 25, 2014	FCC ID: L6ARGV160LW

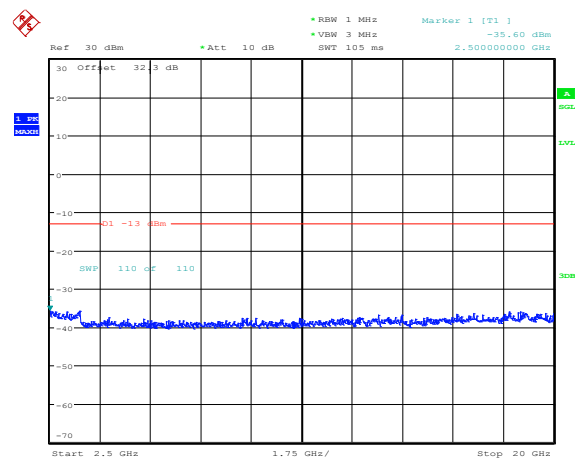
WCDMA Conducted RF Emission Test Data cont'd

Figure 2-18b: Band IV HSUPA, Spurious
 Conducted Emissions, Low channel



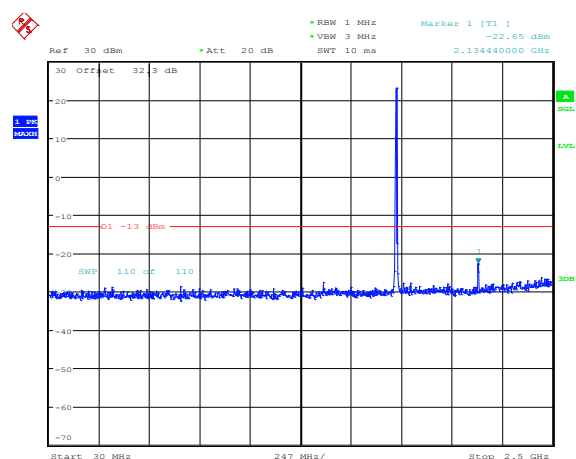
Date: 18.NOV.2014 13:05:29

Figure 2-19b: Band IV HSUPA, Spurious
 Conducted Emissions, Low channel



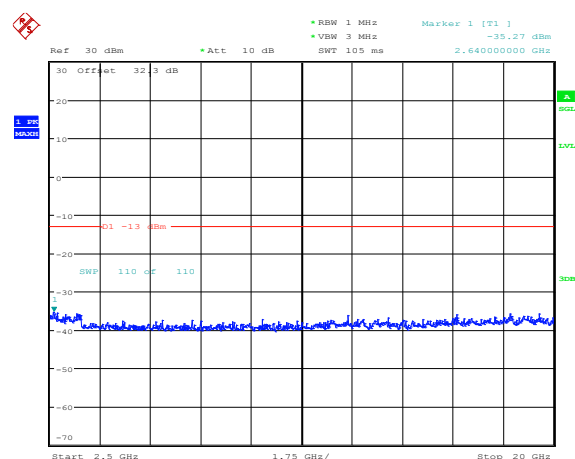
Date: 18.NOV.2014 13:06:32

Figure 2-20b: Band IV HSUPA, Spurious
 Conducted Emissions, Middle channel



Date: 18.NOV.2014 13:07:10

Figure 2-21b: Band IV HSUPA, Spurious
 Conducted Emissions, Middle channel

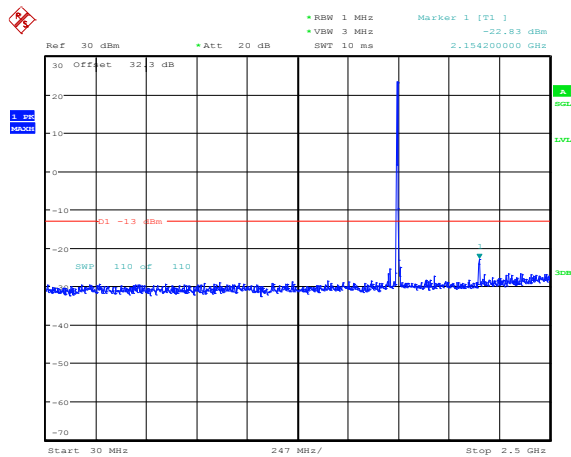


Date: 18.NOV.2014 13:07:50

BlackBerry	EMC Test Report for the BlackBerry® smartphone Model RGV161LW (SQW100-3) APPENDIX 2A	
Test Report No.: RTS-6057-1411-21	Dates of Test: November 5 to 25, 2014	FCC ID: L6ARGV160LW

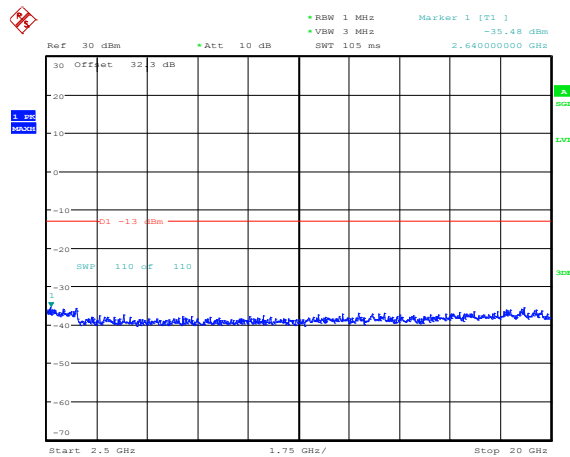
WCDMA Conducted RF Emission Test Data cont'd

**Figure 2-22b: Band IV HSUPA, Spurious
Conducted Emissions, High Channel**



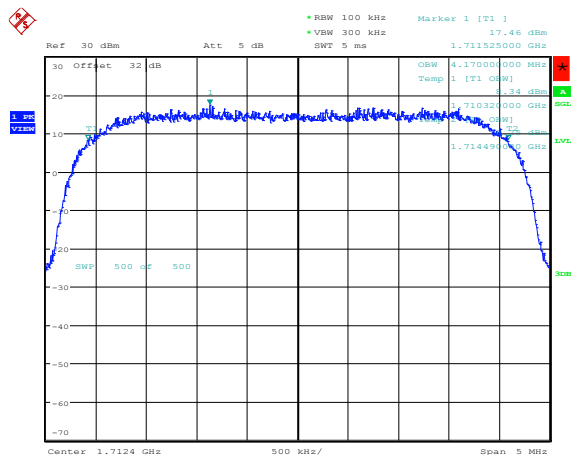
Date: 18.NOV.2014 13:09:07

**Figure 2-23b: Band IV HSUPA, Spurious
Conducted Emissions, High Channel**



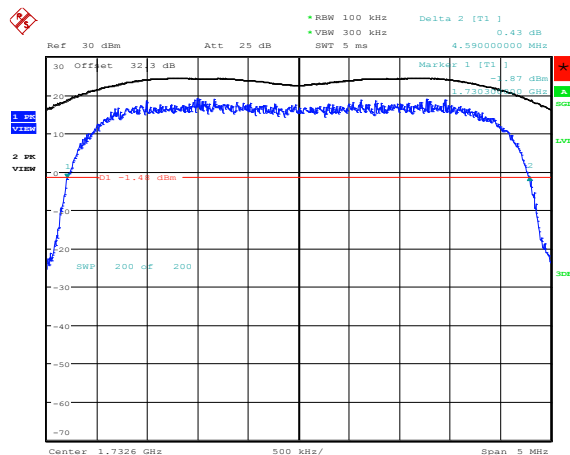
Date: 18.NOV.2014 13:09:46

**Figure 2-24b: Occupied Bandwidth, Band IV
HSUPA Low Channel**




Date: 18.NOV.2014 13:11:38

**Figure 2-25b: Occupied Bandwidth, Band IV
HSUPA Middle Channel**

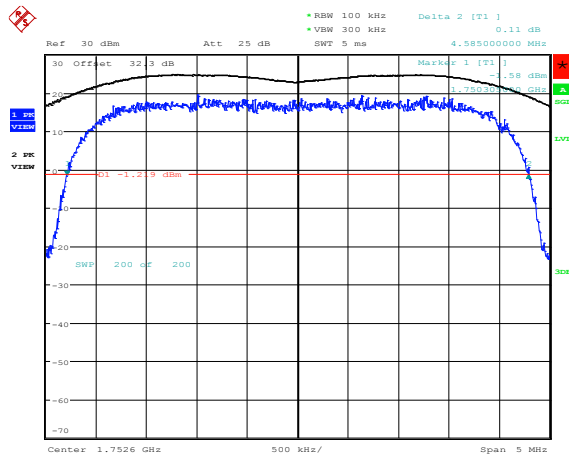


Date: 18.NOV.2014 12:50:01

	EMC Test Report for the BlackBerry® smartphone Model RGV161LW (SQW100-3) APPENDIX 2A	
Test Report No.: RTS-6057-1411-21	Dates of Test: November 5 to 25, 2014	FCC ID: L6ARGV160LW

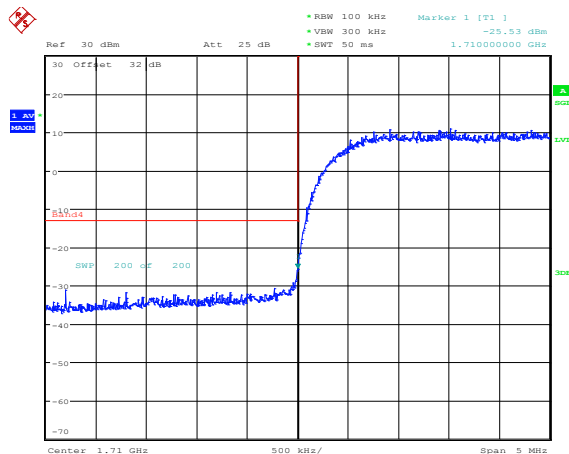
WCDMA Conducted RF Emission Test Data cont'd

**Figure 2-26b: Occupied Bandwidth, Band IV
HSUPA High Channel**



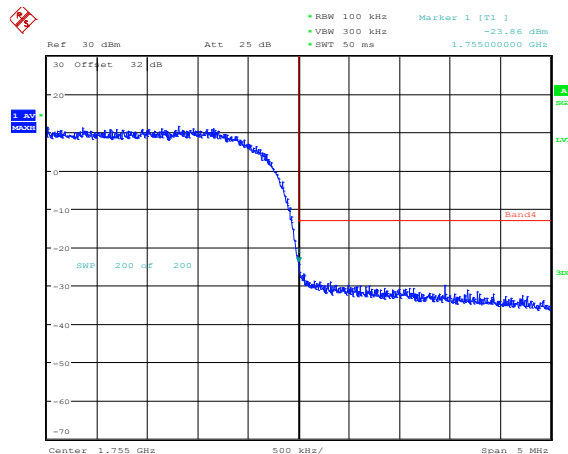
Date: 18.NOV.2014 12:51:07

Figure 2-27b: Band IV , HSUPA Low Channel Mask



Date: 18.NOV.2014 13:16:05

Figure 2-28b: Band IV , HSUPA High Channel Mask

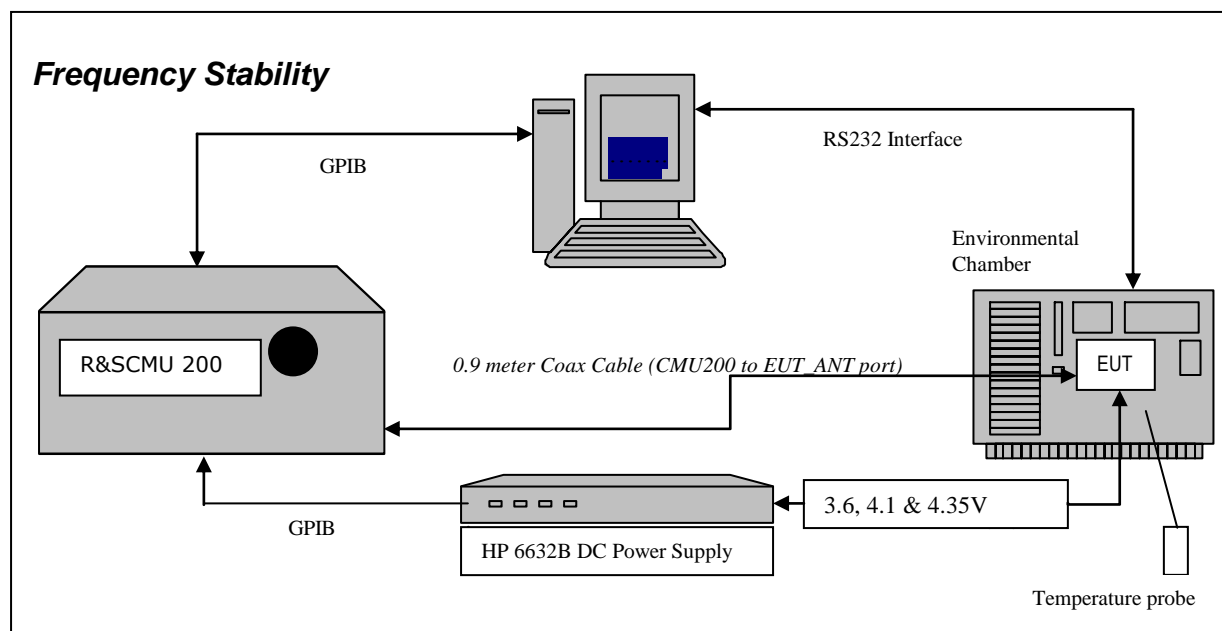


Date: 18.NOV.2014 13:17:09

APPENDIX 2B – WCDMA Band II/IV/V FREQUENCY STABILITY TEST DATA

BlackBerry	EMC Test Report for the BlackBerry® smartphone Model RGV161LW (SQW100-3) APPENDIX 2B	
Test Report No.: RTS-6057-1411-21	Dates of Test: November 5 to 25, 2014	FCC ID: L6ARGV160LW

WCDMA Frequency Stability Test Data



The following measurements were performed by Sijia Li.

CFR 47 Chapter 1 - Federal Communications Commission Rules

Part 2 Required Measurements

2.1055 Frequency Stability - Procedures


(a,b) Frequency Stability - Temperature Variation

(d) Frequency Stability - Voltage Variation

24.235 *Frequency Stability.*

The frequency stability shall be sufficient to ensure that the fundamental emission stays within the authorized frequency block.

The EUT meets the requirements as stated in CFR 47 chapter 1, Section 24.235, CFR 47 chapter 1, Section 22.917. Frequency Stability measurement devices were configured as presented in the block diagram recording frequency, power, data, temperatures, and stepped voltages controlled via a GPIB interface linked to the Environmental chamber, a DC power supply, and the Communications Test Set. A 0.9-metre coax cable was calibrated to characterize the insertion loss for the transmitted frequencies between the RF input/output of the CMU 200 and the EUT antenna port.

 BlackBerry	EMC Test Report for the BlackBerry® smartphone Model RGV161LW (SQW100-3) APPENDIX 2B	
Test Report No.: RTS-6057-1411-21	Dates of Test: November 5 to 25, 2014	FCC ID: L6ARGV160LW

Test Setup:

The EUT was placed in the Temperature chamber and connected to CMU 200 outside as shown in the figure above. Dry air was pumped inside the temperature chamber to maintain a backpressure during the test. The EUT was kept in the off condition at all times except when the following measurements were to be made.


The chamber was switched on and the temperature was set to -30°C. After the chamber stabilized at -30 °C there was a soak period of one hour to alleviate moisture in the chamber, the EUT voltage was enabled. The system software recorded the frequency, power, and associated measurements.

A Computer system controlled the automated software. This application was given the command of activating all machines intrinsic to the temperature and voltage tests controlling the CMU 200 via the GPIB Bus. The Environmental Chamber was instructed through an RS-232 serial line. The EUT dialogue was passed through a serial connection.

The EUT repetitively transmitted 100 bursts for each set of programmed parameters recording temperature, voltage settings, and systematically selected frequencies. The power supply was cycled from minimum voltage 3.6 volts, 4.1 volts and to 4.35 volts maximum voltage. The frequency error was measured at a maximum output power and recorded by the automated system test software.

The EUT output power and frequency was measured at 3.6 volts, 4.1 volts and 4.35 volts. The transmit frequency was varied in 3 steps consisting of 826.4, 836.4 and 846.6 MHz for the WCDMA band V. This frequency was recorded in MHz and deviation from nominal, in Parts Per Million.

After the initial one-hour soak at the beginning of the tests, a period of thirty minutes soak was initialized between each ascending temperature step, before proceeding to the next measurement test cycle.

	EMC Test Report for the BlackBerry® smartphone Model RGV161LW (SQW100-3) APPENDIX 2B	
Test Report No.: RTS-6057-1411-21	Dates of Test: November 5 to 25, 2014	FCC ID: L6ARGV160LW


Procedure:

The test system software for commencing the Frequency Stability Tests carried through the following cycle.

1. Switch on the HP 6632B power supply; CMU 200 Communications test Set, and Environmental Chamber.
2. Start test program
3. Set the Temperature to –30°C and maintain a period of one- hour soak time, with the EUT supply voltage disabled.
4. Set power supply voltage to 3.6 volts.
5. Set up CMU 200 Radio Communication Tester.
6. Command the CMU 200 to switch to the low channel.
7. Enable the voltage to the EUT, and connect a link to the CMU 200 test set.
8. EUT is commanded to Transmit 100 Bursts.
9. Software logs the following data from the CMU 200, power supply and temperature chamber: Traffic Channel Number, Traffic Channel Frequency, Power Level, Chamber Temperature, Supply Voltage, Power and Frequency Error.
10. The CMU 200 commands the EUT to change frequency to the middle channel and high channel and repeats steps 7 to 9.
11. Repeat steps 5 to 10 changing the supply voltage to 4.1 Volts
12. Increase temperature by 10°C and soak for 1/2 hour.
13. Repeat steps 4 - 12 for temperatures –30°C to 60°C.
14. Repeat steps 5 to 10 changing the supply voltage to 4.35 volts

Procedure 5 to 10 was repeated at room temperature (20°C) with the power supply voltage set to 3.6, 4.1 and 4.35 volts

The maximum frequency error in the WCDMA band V measured was 0.0109PPM.
The maximum frequency error in the WCDMA band II measured was 0.0093 PPM.
The maximum frequency error in the WCDMA Band IV measured was 0.0149 PPM.


 BlackBerry	EMC Test Report for the BlackBerry® smartphone Model RGV161LW (SQW100-3) APPENDIX 2B	
Test Report No.: RTS-6057-1411-21	Dates of Test: November 5 to 25, 2014	FCC ID: L6ARGV160LW

WCDMA Band V results: channels 4132, 4182 and 4233 @ 20°C maximum transmitted power

Traffic Channel Number	WCDMA Band V Frequency (MHz)	Voltage (Volts)	Temperature (Celsius)	Frequency Error (Hz)	PPM
4132	826.4	3.6	20	-5.89	-0.0071
4182	836.4	3.6	20	5.36	0.0064
4233	846.6	3.6	20	5.51	0.0065


Traffic Channel Number	WCDMA Band V Frequency (MHz)	Voltage (Volts)	Temperature (Celsius)	Frequency Error (Hz)	PPM
4132	826.4	4.1	20	-4.91	-0.0059
4182	836.4	4.1	20	-3.74	-0.0045
4233	846.6	4.1	20	5.55	0.0066

Traffic Channel Number	WCDMA Band V Frequency (MHz)	Voltage (Volts)	Temperature (Celsius)	Frequency Error (Hz)	PPM
4132	826.4	4.35	20	-5.94	-0.0072
4182	836.4	4.35	20	-5.43	-0.0065
4233	846.6	4.35	20	4.38	0.0052

 BlackBerry	EMC Test Report for the BlackBerry® smartphone Model RGV161LW (SQW100-3) APPENDIX 2B	
Test Report No.: RTS-6057-1411-21	Dates of Test: November 5 to 25, 2014	FCC ID: L6ARGV160LW


WCDMA Band V Results: channel 4132 @ maximum transmitted power

Traffic Channel Number	Frequency (MHz)	Voltage (Volts)	Temperature (Celsius)	Frequency Error (Hz)	PPM
4132	826.4	3.6	-30	-4.59	-0.0056
4132	826.4	3.6	-20	-7.14	-0.0086
4132	826.4	3.6	-10	-8.76	-0.0106
4132	826.4	3.6	0	-7.93	-0.0096
4132	826.4	3.6	10	-5.63	-0.0068
4132	826.4	3.6	20	-5.89	-0.0071
4132	826.4	3.6	30	5.55	0.0067
4132	826.4	3.6	40	5.68	0.0069
4132	826.4	3.6	50	6.06	0.0073
Traffic Channel Number	Frequency (MHz)	Voltage (Volts)	Temperature (Celsius)	Frequency Error (Hz)	PPM
4132	826.4	4.1	-30	-7.28	-0.0088
4132	826.4	4.1	-20	-7.43	-0.0090
4132	826.4	4.1	-10	-7.11	-0.0086
4132	826.4	4.1	0	-9.03	-0.0109
4132	826.4	4.1	10	-7.42	-0.0090
4132	826.4	4.1	20	-4.91	-0.0059
4132	826.4	4.1	30	-5.10	-0.0062
4132	826.4	4.1	40	5.54	0.0067
4132	826.4	4.1	50	6.16	0.0075
Traffic Channel Number	Frequency (MHz)	Voltage (Volts)	Temperature (Celsius)	Frequency Error (Hz)	PPM
4132	826.4	4.35	-30	-4.93	-0.0060
4132	826.4	4.35	-20	-7.60	-0.0092
4132	826.4	4.35	-10	-7.95	-0.0096
4132	826.4	4.35	0	-8.09	-0.0098
4132	826.4	4.35	10	-7.42	-0.0090
4132	826.4	4.35	20	-5.94	-0.0072
4132	826.4	4.35	30	4.81	0.0058
4132	826.4	4.35	40	6.26	0.0076
4132	826.4	4.35	50	5.95	0.0072

 BlackBerry	EMC Test Report for the BlackBerry® smartphone Model RGV161LW (SQW100-3) APPENDIX 2B	
Test Report No.: RTS-6057-1411-21	Dates of Test: November 5 to 25, 2014	FCC ID: L6ARGV160LW


WCDMA Band V Results: channel 4182 @ maximum transmitted power

Traffic Channel Number	Frequency (MHz)	Voltage (Volts)	Temperature (Celsius)	Frequency Error (Hz)	PPM
4182	836.4	3.6	-30	-4.88	-0.0058
4182	836.4	3.6	-20	-7.32	-0.0088
4182	836.4	3.6	-10	-3.68	-0.0044
4182	836.4	3.6	0	-5.48	-0.0065
4182	836.4	3.6	10	-5.19	-0.0062
4182	836.4	3.6	20	5.36	0.0064
4182	836.4	3.6	30	-3.80	-0.0045
4182	836.4	3.6	40	3.78	0.0045
4182	836.4	3.6	50	4.61	0.0055
Traffic Channel Number	Frequency (MHz)	Voltage (Volts)	Temperature (Celsius)	Frequency Error (Hz)	PPM
4182	836.4	4.1	-30	-5.07	-0.0061
4182	836.4	4.1	-20	-6.38	-0.0076
4182	836.4	4.1	-10	-4.39	-0.0053
4182	836.4	4.1	0	-4.81	-0.0057
4182	836.4	4.1	10	-6.09	-0.0073
4182	836.4	4.1	20	-3.74	-0.0045
4182	836.4	4.1	30	-4.99	-0.0060
4182	836.4	4.1	40	-5.00	-0.0060
4182	836.4	4.1	50	-4.81	-0.0057
Traffic Channel Number	Frequency (MHz)	Voltage (Volts)	Temperature (Celsius)	Frequency Error (Hz)	PPM
4182	836.4	4.35	-30	-5.14	-0.0061
4182	836.4	4.35	-20	-4.20	-0.0050
4182	836.4	4.35	-10	-5.00	-0.0060
4182	836.4	4.35	0	-4.53	-0.0054
4182	836.4	4.35	10	-6.21	-0.0074
4182	836.4	4.35	20	-5.43	-0.0065
4182	836.4	4.35	30	-5.48	-0.0065
4182	836.4	4.35	40	5.10	0.0061
4182	836.4	4.35	50	-4.46	-0.0053

	EMC Test Report for the BlackBerry® smartphone Model RGV161LW (SQW100-3) APPENDIX 2B	
Test Report No.: RTS-6057-1411-21	Dates of Test: November 5 to 25, 2014	FCC ID: L6ARGV160LW

WCDMA Band V Results: channel 4233 @ maximum transmitted power

Traffic Channel Number	Frequency (MHz)	Voltage (Volts)	Temperature (Celsius)	Frequency Error (Hz)	PPM
4233	846.6	3.6	-30	-5.00	-0.0059
4233	846.6	3.6	-20	5.71	0.0067
4233	846.6	3.6	-10	5.37	0.0063
4233	846.6	3.6	0	6.32	0.0075
4233	846.6	3.6	10	5.00	0.0059
4233	846.6	3.6	20	5.51	0.0065
4233	846.6	3.6	30	-6.20	-0.0073
4233	846.6	3.6	40	-6.55	-0.0077
4233	846.6	3.6	50	-7.40	-0.0087
Traffic Channel Number	Frequency (MHz)	Voltage (Volts)	Temperature (Celsius)	Frequency Error (Hz)	PPM
4233	846.6	4.1	-30	-4.85	-0.0057
4233	846.6	4.1	-20	5.65	0.0067
4233	846.6	4.1	-10	5.98	0.0071
4233	846.6	4.1	0	6.44	0.0076
4233	846.6	4.1	10	5.92	0.0070
4233	846.6	4.1	20	5.55	0.0066
4233	846.6	4.1	30	-5.46	-0.0065
4233	846.6	4.1	40	-8.12	-0.0096
4233	846.6	4.1	50	-7.57	-0.0089
Traffic Channel Number	Frequency (MHz)	Voltage (Volts)	Temperature (Celsius)	Frequency Error (Hz)	PPM
4233	846.6	4.35	-30	-4.39	-0.0052
4233	846.6	4.35	-20	5.68	0.0067
4233	846.6	4.35	-10	6.00	0.0071
4233	846.6	4.35	0	6.30	0.0074
4233	846.6	4.35	10	7.40	0.0087
4233	846.6	4.35	20	4.38	0.0052
4233	846.6	4.35	30	-6.12	-0.0072
4233	846.6	4.35	40	-7.95	-0.0094
4233	846.6	4.35	50	-7.97	-0.0094


 BlackBerry	EMC Test Report for the BlackBerry® smartphone Model RGV161LW (SQW100-3) APPENDIX 2B	
Test Report No.: RTS-6057-1411-21	Dates of Test: November 5 to 25, 2014	FCC ID: L6ARGV160LW

WCDMA Band II results: channels 9262, 9400, & 9538 @ 20°C maximum transmitted power

Traffic Channel Number	WCDMA1900 Frequency (MHz)	Voltage (Volts)	Temperature (Celsius)	Frequency Error (Hz)	PPM
9262	1852.40	3.6	20	7.28	0.0039
9400	1880.00	3.6	20	8.99	0.0048
9538	1907.60	3.6	20	9.06	0.0048


Traffic Channel Number	WCDMA1900 Frequency (MHz)	Voltage (Volts)	Temperature (Celsius)	Frequency Error (Hz)	PPM
9262	1852.40	4.1	20	6.91	0.0037
9400	1880.00	4.1	20	8.62	0.0046
9538	1907.60	4.1	20	9.20	0.0048

Traffic Channel Number	WCDMA1900 Frequency (MHz)	Voltage (Volts)	Temperature (Celsius)	Frequency Error (Hz)	PPM
9262	1852.40	4.35	20	8.47	0.0046
9400	1880.00	4.35	20	7.22	0.0038
9538	1907.60	4.35	20	9.20	0.0048

 BlackBerry	EMC Test Report for the BlackBerry® smartphone Model RGV161LW (SQW100-3) APPENDIX 2B	
Test Report No.: RTS-6057-1411-21	Dates of Test: November 5 to 25, 2014	FCC ID: L6ARGV160LW


WCDMA Band II Results: channel 9262 @ maximum transmitted power

Traffic Channel Number	Frequency (MHz)	Voltage (Volts)	Temperature (Celsius)	Frequency Error (Hz)	PPM
9262	1852.40	3.6	-30	5.22	0.0028
9262	1852.40	3.6	-20	-10.10	-0.0055
9262	1852.40	3.6	-10	-8.80	-0.0048
9262	1852.40	3.6	0	-10.06	-0.0054
9262	1852.40	3.6	10	5.04	0.0027
9262	1852.40	3.6	20	7.28	0.0039
9262	1852.40	3.6	30	11.14	0.0060
9262	1852.40	3.6	40	15.35	0.0083
9262	1852.40	3.6	50	15.05	0.0081
Traffic Channel Number	Frequency (MHz)	Voltage (Volts)	Temperature (Celsius)	Frequency Error (Hz)	PPM
9262	1852.40	4.1	-30	-6.21	-0.0034
9262	1852.40	4.1	-20	-7.45	-0.0040
9262	1852.40	4.1	-10	-8.39	-0.0045
9262	1852.40	4.1	0	-6.52	-0.0035
9262	1852.40	4.1	10	-9.51	-0.0051
9262	1852.40	4.1	20	6.91	0.0037
9262	1852.40	4.1	30	11.02	0.0059
9262	1852.40	4.1	40	12.16	0.0066
9262	1852.40	4.1	50	14.63	0.0079
Traffic Channel Number	Frequency (MHz)	Voltage (Volts)	Temperature (Celsius)	Frequency Error (Hz)	PPM
9262	1852.40	4.35	-30	-7.84	-0.0042
9262	1852.40	4.35	-20	-7.90	-0.0043
9262	1852.40	4.35	-10	-7.46	-0.0040
9262	1852.40	4.35	0	-9.28	-0.0050
9262	1852.40	4.35	10	-8.04	-0.0043
9262	1852.40	4.35	20	8.47	0.0046
9262	1852.40	4.35	30	8.77	0.0047
9262	1852.40	4.35	40	12.45	0.0067
9262	1852.40	4.35	50	13.82	0.0075

	EMC Test Report for the BlackBerry® smartphone Model RGV161LW (SQW100-3) APPENDIX 2B	
Test Report No.: RTS-6057-1411-21	Dates of Test: November 5 to 25, 2014	FCC ID: L6ARGV160LW


WCDMA Band II Results: channel 9400 @ maximum transmitted power

Traffic Channel Number	Frequency (MHz)	Voltage (Volts)	Temperature (Celsius)	Frequency Error (Hz)	PPM
9400	1880.00	3.6	-30	-9.70	-0.0052
9400	1880.00	3.6	-20	9.16	0.0049
9400	1880.00	3.6	-10	7.32	0.0039
9400	1880.00	3.6	0	6.97	0.0037
9400	1880.00	3.6	10	11.08	0.0059
9400	1880.00	3.6	20	8.99	0.0048
9400	1880.00	3.6	30	9.75	0.0052
9400	1880.00	3.6	40	10.86	0.0058
9400	1880.00	3.6	50	9.49	0.0050
Traffic Channel Number	Frequency (MHz)	Voltage (Volts)	Temperature (Celsius)	Frequency Error (Hz)	PPM
9400	1880.00	4.1	-30	5.40	0.0029
9400	1880.00	4.1	-20	8.80	0.0047
9400	1880.00	4.1	-10	7.05	0.0037
9400	1880.00	4.1	0	11.54	0.0061
9400	1880.00	4.1	10	7.20	0.0038
9400	1880.00	4.1	20	8.62	0.0046
9400	1880.00	4.1	30	7.23	0.0038
9400	1880.00	4.1	40	9.61	0.0051
9400	1880.00	4.1	50	7.45	0.0040
Traffic Channel Number	Frequency (MHz)	Voltage (Volts)	Temperature (Celsius)	Frequency Error (Hz)	PPM
9400	1880.00	4.35	-30	8.44	0.0045
9400	1880.00	4.35	-20	8.83	0.0047
9400	1880.00	4.35	-10	5.98	0.0032
9400	1880.00	4.35	0	8.42	0.0045
9400	1880.00	4.35	10	8.94	0.0048
9400	1880.00	4.35	20	7.22	0.0038
9400	1880.00	4.35	30	8.38	0.0045
9400	1880.00	4.35	40	8.30	0.0044
9400	1880.00	4.35	50	7.77	0.0041

	EMC Test Report for the BlackBerry® smartphone Model RGV161LW (SQW100-3) APPENDIX 2B	
Test Report No.: RTS-6057-1411-21	Dates of Test: November 5 to 25, 2014	FCC ID: L6ARGV160LW

WCDMA Band II Results: channel 9538 @ maximum transmitted power

Traffic Channel Number	Frequency (MHz)	Voltage (Volts)	Temperature (Celsius)	Frequency Error (Hz)	PPM
9538	1907.60	3.6	-30	7.43	0.0039
9538	1907.60	3.6	-20	10.79	0.0057
9538	1907.60	3.6	-10	17.81	0.0093
9538	1907.60	3.6	0	15.29	0.0080
9538	1907.60	3.6	10	13.55	0.0071
9538	1907.60	3.6	20	9.06	0.0048
9538	1907.60	3.6	30	5.23	0.0027
9538	1907.60	3.6	40	-6.97	-0.0037
9538	1907.60	3.6	50	-9.48	-0.0050
Traffic Channel Number	Frequency (MHz)	Voltage (Volts)	Temperature (Celsius)	Frequency Error (Hz)	PPM
9538	1907.60	4.1	-30	10.22	0.0054
9538	1907.60	4.1	-20	14.05	0.0074
9538	1907.60	4.1	-10	14.51	0.0076
9538	1907.60	4.1	0	14.19	0.0074
9538	1907.60	4.1	10	14.72	0.0077
9538	1907.60	4.1	20	9.20	0.0048
9538	1907.60	4.1	30	5.02	0.0026
9538	1907.60	4.1	40	-8.27	-0.0043
9538	1907.60	4.1	50	-8.85	-0.0046
Traffic Channel Number	Frequency (MHz)	Voltage (Volts)	Temperature (Celsius)	Frequency Error (Hz)	21BPPM
9538	1907.60	4.35	-30	8.77	0.0046
9538	1907.60	4.35	-20	14.98	0.0079
9538	1907.60	4.35	-10	14.74	0.0077
9538	1907.60	4.35	0	15.37	0.0081
9538	1907.60	4.35	10	16.36	0.0086
9538	1907.60	4.35	20	9.20	0.0048
9538	1907.60	4.35	30	9.80	0.0051
9538	1907.60	4.35	40	-7.87	-0.0041
9538	1907.60	4.35	50	-7.83	-0.0041


 BlackBerry	EMC Test Report for the BlackBerry® smartphone Model RGV161LW (SQW100-3) APPENDIX 2B	
Test Report No.: RTS-6057-1411-21	Dates of Test: November 5 to 25, 2014	FCC ID: L6ARGV160LW

WCDMA Band IV results: channels 1312, 1413 and 1513 @ 20°C maximum transmitted power

Traffic Channel Number	WCDMA Band IV Frequency (MHz)	Voltage (Volts)	Temperature (Celsius)	Frequency Error (Hz)	PPM
1312	1712.4	3.6	20	-5.43	-0.0032
1413	1732.6	3.6	20	-10.45	-0.0060
1513	1752.6	3.6	20	9.28	0.0061


Traffic Channel Number	WCDMA Band IV Frequency (MHz)	Voltage (Volts)	Temperature (Celsius)	Frequency Error (Hz)	PPM
1312	1712.4	4.1	20	-6.53	-0.0038
1413	1732.6	4.1	20	-9.51	-0.0055
1513	1752.6	4.1	20	8.67	0.0057

Traffic Channel Number	WCDMA Band IV Frequency (MHz)	Voltage (Volts)	Temperature (Celsius)	Frequency Error (Hz)	PPM
1312	1712.4	4.35	20	-8.76	-0.0051
1413	1732.6	4.35	20	-8.87	-0.0051
1513	1752.6	4.35	20	9.67	0.0064

 BlackBerry	EMC Test Report for the BlackBerry® smartphone Model RGV161LW (SQW100-3) APPENDIX 2B	
Test Report No.: RTS-6057-1411-21	Dates of Test: November 5 to 25, 2014	FCC ID: L6ARGV160LW


WCDMA Band IV Results: channel 1312 @ maximum transmitted power

Traffic Channel Number	Frequency (MHz)	Voltage (Volts)	Temperature (Celsius)	Frequency Error (Hz)	PPM
1312.00	1712.40	3.6	-30	12.62	0.0074
1312.00	1712.40	3.6	-20	-14.68	-0.0086
1312.00	1712.40	3.6	-10	-19.96	-0.0117
1312.00	1712.40	3.6	0	-22.46	-0.0131
1312.00	1712.40	3.6	10	-15.40	-0.0090
1312.00	1712.40	3.6	20	-5.43	-0.0032
1312.00	1712.40	3.6	30	14.22	0.0083
1312.00	1712.40	3.6	40	21.94	0.0128
1312.00	1712.40	3.6	50	25.13	0.0147
Traffic Channel Number	Frequency (MHz)	Voltage (Volts)	Temperature (Celsius)	Frequency Error (Hz)	PPM
1312.00	1712.40	4.1	-30	13.67	0.0080
1312.00	1712.40	4.1	-20	-17.01	-0.0099
1312.00	1712.40	4.1	-10	-19.49	-0.0114
1312.00	1712.40	4.1	0	-23.27	-0.0136
1312.00	1712.40	4.1	10	-14.59	-0.0085
1312.00	1712.40	4.1	20	-6.53	-0.0038
1312.00	1712.40	4.1	30	12.53	0.0073
1312.00	1712.40	4.1	40	21.62	0.0126
1312.00	1712.40	4.1	50	24.40	0.0142
Traffic Channel Number	Frequency (MHz)	Voltage (Volts)	Temperature (Celsius)	Frequency Error (Hz)	PPM
1312.00	1712.40	4.35	-30	14.02	0.0082
1312.00	1712.40	4.35	-20	-14.36	-0.0084
1312.00	1712.40	4.35	-10	-19.58	-0.0114
1312.00	1712.40	4.35	0	-20.36	-0.0119
1312.00	1712.40	4.35	10	-14.91	-0.0087
1312.00	1712.40	4.35	20	-8.76	-0.0051
1312.00	1712.40	4.35	30	13.87	0.0081
1312.00	1712.40	4.35	40	21.24	0.0124
1312.00	1712.40	4.35	50	25.45	0.0149

	EMC Test Report for the BlackBerry® smartphone Model RGV161LW (SQW100-3) APPENDIX 2B	
Test Report No.: RTS-6057-1411-21	Dates of Test: November 5 to 25, 2014	FCC ID: L6ARGV160LW

WCDMA Band IV Results: channel 1413 @ maximum transmitted power


Traffic Channel Number	Frequency (MHz)	Voltage (Volts)	Temperature (Celsius)	Frequency Error (Hz)	PPM
1413.00	1732.60	3.6	-30	-11.20	-0.0065
1413.00	1732.60	3.6	-20	-12.08	-0.0070
1413.00	1732.60	3.6	-10	-8.82	-0.0051
1413.00	1732.60	3.6	0	-12.18	-0.0070
1413.00	1732.60	3.6	10	-8.19	-0.0047
1413.00	1732.60	3.6	20	-10.45	-0.0060
1413.00	1732.60	3.6	30	-8.24	-0.0048
1413.00	1732.60	3.6	40	-7.28	-0.0042
1413.00	1732.60	3.6	50	-10.44	-0.0060
Traffic Channel Number	Frequency (MHz)	Voltage (Volts)	Temperature (Celsius)	Frequency Error (Hz)	PPM
1413.00	1732.60	4.1	-30	-11.86	-0.0068
1413.00	1732.60	4.1	-20	-12.94	-0.0075
1413.00	1732.60	4.1	-10	-11.35	-0.0066
1413.00	1732.60	4.1	0	-9.31	-0.0054
1413.00	1732.60	4.1	10	-10.30	-0.0059
1413.00	1732.60	4.1	20	-9.51	-0.0055
1413.00	1732.60	4.1	30	-10.04	-0.0058
1413.00	1732.60	4.1	40	-6.76	-0.0039
1413.00	1732.60	4.1	50	-9.80	-0.0057
Traffic Channel Number	Frequency (MHz)	Voltage (Volts)	Temperature (Celsius)	Frequency Error (Hz)	PPM
1413.00	1732.60	4.35	-30	-8.12	-0.0047
1413.00	1732.60	4.35	-20	-11.96	-0.0069
1413.00	1732.60	4.35	-10	-8.35	-0.0048
1413.00	1732.60	4.35	0	-9.06	-0.0052
1413.00	1732.60	4.35	10	-10.35	-0.0060
1413.00	1732.60	4.35	20	-8.87	-0.0051
1413.00	1732.60	4.35	30	-9.70	-0.0056
1413.00	1732.60	4.35	40	-9.31	-0.0054
1413.00	1732.60	4.35	50	-8.16	-0.0047

	EMC Test Report for the BlackBerry® smartphone Model RGV161LW (SQW100-3) APPENDIX 2B	
Test Report No.: RTS-6057-1411-21	Dates of Test: November 5 to 25, 2014	FCC ID: L6ARGV160LW

WCDMA Band IV Results: channel 1513 @ maximum transmitted power

Traffic Channel Number	Frequency (MHz)	Voltage (Volts)	Temperature (Celsius)	Frequency Error (Hz)	PPM
1513.00	1752.6	3.6	-30	-13.55	-0.0090
1513.00	1752.6	3.6	-20	14.19	0.0094
1513.00	1752.6	3.6	-10	21.65	0.0143
1513.00	1752.6	3.6	0	23.67	0.0156
1513.00	1752.6	3.6	10	17.04	0.0113
1513.00	1752.6	3.6	20	9.28	0.0061
1513.00	1752.6	3.6	30	-11.73	-0.0078
1513.00	1752.6	3.6	40	-19.15	-0.0127
1513.00	1752.6	3.6	50	-23.91	-0.0158
Traffic Channel Number	Frequency (MHz)	Voltage (Volts)	Temperature (Celsius)	Frequency Error (Hz)	PPM
1513.00	1752.6	4.1	-30	-18.05	-0.0119
1513.00	1752.6	4.1	-20	12.91	0.0085
1513.00	1752.6	4.1	-10	21.36	0.0141
1513.00	1752.6	4.1	0	22.86	0.0151
1513.00	1752.6	4.1	10	17.12	0.0113
1513.00	1752.6	4.1	20	8.67	0.0057
1513.00	1752.6	4.1	30	-12.70	-0.0084
1513.00	1752.6	4.1	40	-19.81	-0.0131
1513.00	1752.6	4.1	50	-23.64	-0.0156
Traffic Channel Number	Frequency (MHz)	Voltage (Volts)	Temperature (Celsius)	Frequency Error (Hz)	PPM
1513.00	1752.6	4.35	-30	-12.77	-0.0084
1513.00	1752.6	4.35	-20	14.98	0.0099
1513.00	1752.6	4.35	-10	20.92	0.0138
1513.00	1752.6	4.35	0	21.93	0.0145
1513.00	1752.6	4.35	10	17.06	0.0113
1513.00	1752.6	4.35	20	9.67	0.0064
1513.00	1752.6	4.35	30	-11.25	-0.0074
1513.00	1752.6	4.35	40	-20.52	-0.0136
1513.00	1752.6	4.35	50	-24.84	-0.0164

APPENDIX 2C – WCDMA Band II/IV/V RADIATED EMISSIONS TEST DATA

	EMC Test Report for the BlackBerry® smartphone Model RGV161LW (SQW100-3) APPENDIX 2C	
Test Report No.: RTS-6057-1411-21	Dates of Test: November 5 to 25, 2014	FCC ID: L6ARGV160LW

Radiated Power Test Data Results

The following measurements were performed by Shiva Kumbham.

Date of Test: November 11, 2014

The environmental tests conditions were: Temperature: 25.8 °C
Relative Humidity: 37.1 %

The BlackBerry® smartphone was standalone, horizontally with LCD facing down and top pointing to the RX antenna when the turntable is at 0 degree position.

Test Distance was 3.0 meters with the RX antenna height scans between 1-4 meters height.

WCDMA Band V Call Service Mode

EUT				Rx Antenna		Spectrum Analyzer		Substitution Method					
								Tracking Generator					
Type	Ch	Frequency (MHz)	Band	Type	ol.	Reading (dBm)	Max (V,H) (dBm)	Pol. Tx-Rx	Reading (dBm)	Corrected Reading (relative to Dipole)		Limit (dBm)	Diff. To Limit (dB)
										(dBm)	(W)		
F0	4132	826.40	V	Dipole	V	-41.70	-29.34	V-V	6.54	24.56	0.29	38.5	13.94
F0	4132	826.40	V	Dipole	H	-29.34		H-H	4.11				
F0	4182	836.40	V	Dipole	V	-43.06	-30.16	V-V	6.31	23.94	0.25	38.5	14.56
F0	4182	836.40	V	Dipole	H	-30.16		H-H	3.79				
F0	4233	846.60	V	Dipole	V	-42.38	-31.04	V-V	4.77	22.44	0.18	38.5	16.06
F0	4233	846.60	V	Dipole	H	-31.04		H-H	3.32				

WCDMA Band V HSUPA Mode

EUT				Rx Antenna		Spectrum Analyzer		Substitution Method					
								Tracking Generator					
Type	Ch	Frequency (MHz)	Band	Type	ol.	Reading (dBm)	Max (V,H) (dBm)	Pol. Tx-Rx	Reading (dBm)	Corrected Reading (relative to Dipole)		Limit (dBm)	Diff. To Limit (dB)
										(dBm)	(W)		
F0	4132	826.40	V	Dipole	V	-43.22	-30.89	V-V	5.07	23.09	0.20	38.50	15.41
F0	4132	826.40	V	Dipole	H	-30.89		H-H	2.57				
F0	4182	836.40	V	Dipole	V	-44.29	-31.88	V-V	4.57	22.20	0.17	38.50	16.30
F0	4182	836.40	V	Dipole	H	-31.88		H-H	2.11				
F0	4233	846.60	V	Dipole	V	-43.70	-32.99	V-V	2.81	20.48	0.11	38.50	18.02
F0	4233	846.60	V	Dipole	H	-32.99		H-H	1.38				

BlackBerry	EMC Test Report for the BlackBerry® smartphone Model RGV161LW (SQW100-3) APPENDIX 2C	
Test Report No.: RTS-6057-1411-21	Dates of Test: November 5 to 25, 2014	FCC ID: L6ARGV160LW

Radiated Power Test Data Results

Date of Test: November 12, 2014

The environmental tests conditions were: Temperature: 25.8 °C
Relative Humidity: 37.1 %

The BlackBerry® smartphone was standalone, side button down with LCD facing to the RX antenna when the turntable is at 0 degree position.

Test Distance was 3.0 meters with the RX antenna height scans between 1-4 meters height.

WCDMA Band IV Call Service Mode

EUT				Rx Antenna		Spectrum Analyzer		Substitution Method					
Type	Ch	Frequency (MHz)	Band	Type	ol.	Reading (dBm)	Max (V,H) (dBm)	Pol. Tx-Rx	Reading (dBm)	Tracking Generator		Limit (dBm)	Diff. To Limit (dB)
										Corrected Reading (relative to Dipole)			
F0	1312	1712.4	IV	Dipole	V	-21.50	-21.50	V-V	-10.30	28.40	0.69	38.5	1.60
F0	1312	1712.4	IV	Dipole	H	-27.22		H-H	-11.20				
F0	1413	1732.6	IV	Dipole	V	-21.61	-21.61	V-V	-11.13	27.66	0.58	38.5	2.34
F0	1413	1732.6	IV	Dipole	H	-26.01		H-H	-11.53				
F0	1513	1752.6	IV	Dipole	V	-21.85	-21.85	V-V	-12.10	26.76	0.47	38.5	3.24
F0	1513	1752.6	IV	Dipole	H	-25.16		H-H	-11.91				


WCDMA Band IV HSUPA Mode

EUT				Rx Antenna		Spectrum Analyzer		Substitution Method					
Type	Ch	Frequency (MHz)	Band	Type	ol.	Reading (dBm)	Max (V, H) (dBm)	Pol. Tx-Rx	Reading (dBm)	Tracking Generator		Limit (dBm)	Diff. To Limit (dB)
										Corrected Reading (relative to Dipole)			
F0	1312	1712.4	IV	Dipole	V	-22.97	-22.97	V-V	-11.77	26.93	0.49	38.50	3.07
F0	1312	1712.4	IV	Dipole	H	-28.67		H-H	-12.70				
F0	1413	1732.6	IV	Dipole	V	-23.12	-23.12	V-V	-12.70	26.09	0.41	38.50	3.91
F0	1413	1732.6	IV	Dipole	H	-26.84		H-H	-13.09				
F0	1513	1752.6	IV	Dipole	V	-23.38	-23.38	V-V	-13.61	25.19	0.33	38.50	4.81
F0	1513	1752.6	IV	Dipole	H	-26.30		H-H	-13.48				

This report shall **NOT** be reproduced except in full without the written consent of BlackBerry RTS - A division of BlackBerry Limited.

Copyright 2005-2014

Page 107 of 225

 BlackBerry	EMC Test Report for the BlackBerry® smartphone Model RGV161LW (SQW100-3) APPENDIX 2C	
Test Report No.: RTS-6057-1411-21	Dates of Test: November 5 to 25, 2014	FCC ID: L6ARGV160LW

Radiated Emissions Test Data Results cont'd

WCDMA Band II Call Service mode

Date of Test: November 5, 2014

The environmental test conditions were: Temperature: 23.9 °C
 Relative Humidity: 36.9 %

The BlackBerry® smartphone was standalone, with vertically down and LCD screen pointing to the RX antenna when the turntable is at 0 degree position.

Measurements were performed in WCDMA Band II Call mode on channels 9262, 9400 and 9538.

All emissions were at least 25.0 dB below the limit.

Date of Test: November 7 - 11, 2014

The environmental test conditions were: Temperature: 23.2 - 25.6 °C
 Relative Humidity: 17.7 - 31.7 %

Test Distance was 3.0 meters with the RX antenna height scans between 1-4 meters height, and a frequency range of 1GHz to 20 GHz.

The BlackBerry® smartphone was standalone, side button up with LCD facing to the RX antenna when the turntable is at 0 degree position.

Measurements were performed in WCDMA Band II Call mode on channels 9262, 9400, 9538.

All emissions were at least 25.0 dB below the limit.

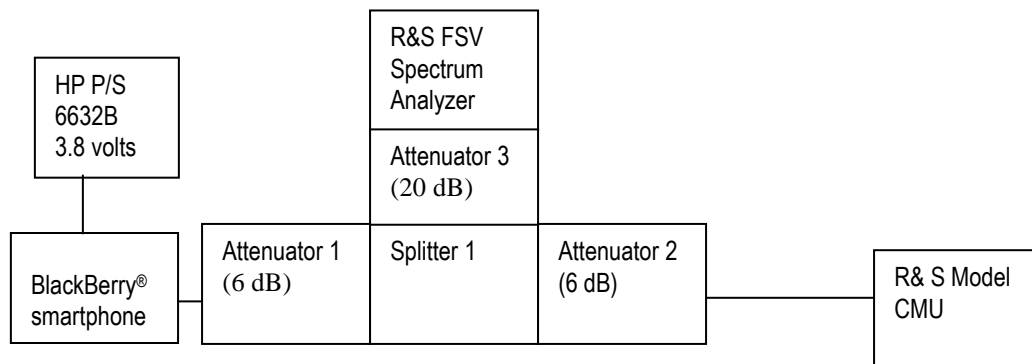
APPENDIX 3A– LTE Band 2 CONDUCTED RF EMISSIONS TEST DATA/PLOTS

BlackBerry	EMC Test Report for the BlackBerry® smartphone Model RGV161LW (SQW100-3) APPENDIX 3A	
Test Report No.: RTS-6057-1411-21	Dates of Test: November 5 to 25, 2014	FCC ID: L6ARGV160LW

LTE Band 2 Conducted RF Emission Test Data

This appendix contains measurement data pertaining to conducted spurious emissions, 99% power bandwidth and the channel mask.

Test Setup Diagram




A reference offset of 31.4 dB was applied to the spectrum analyzer reference level for the attenuators and coaxial cable loss in the test circuit.

<u>UNIT</u>	<u>MANUFACTURER</u>	<u>MODEL</u>	<u>SERIAL NUMBER</u>
Attenuator 1	Mini-Circuits	BW-S6W2+	0647
Attenuator 2	Mini-Circuits	BW-S6W2+	0648
Attenuator 3	Mini-Circuits	BW-S20-2W263+	1234
Splitter 1	Weinschel	1515	MES 92

Date of Test: November 12, 2014

The environmental test conditions were: Temperature: 23.9°C
 Relative Humidity: 34.4 %

The following measurements were performed by Sijia Li.

	EMC Test Report for the BlackBerry® smartphone Model RGV161LW (SQW100-3) APPENDIX 3A	
Test Report No.: RTS-6057-1411-21	Dates of Test: November 5 to 25, 2014	FCC ID: L6ARGV160LW

LTE Band 2 Conducted RF Emission Test Data cont'd

Emission Designator Table

Frequency Range (MHz)	Conducted Output Power (dBm)	Emission Designator	Band	Bandwidth (MHz)	Modulation
1850.7-1909.3	21.87	1M07G7D	LTE B2	1.4	QPSK
1850.7-1909.3	20.82	1M07D7W	LTE B2	1.4	16QAM
1851.5-1908.5	21.80	2M69G7D	LTE B2	3	QPSK
1851.5-1908.5	21.08	2M69D7W	LTE B2	3	16QAM
1852.5-1907.5	21.89	4M47G7D	LTE B2	5	QPSK
1852.5-1907.5	20.68	4M49D7W	LTE B2	5	16QAM
1855-1905	21.94	8M95G7D	LTE B2	10	QPSK
1855-1905	21.37	8M93D7W	LTE B2	10	16QAM
1857.5-1902.5	22.00	13M4G7D	LTE B2	15	QPSK
1857.5-1902.5	21.42	13M4D7W	LTE B2	15	16QAM
1860-1900	21.93	17M8G7D	LTE B2	20	QPSK
1860-1900	21.55	17M9D7W	LTE B2	20	16QAM

The conducted spurious emissions – As per 47 CFR 2.1051, CFR 24.232(d), CFR 2.202, were measured from 30 MHz to 20 GHz.

–26 dBc Bandwidth and Occupied Bandwidth (99%)

For each 1.4MHz, 3MHz, 5MHz, 10MHz, 15MHz and 20MHz with different number of RBs as per scalable bandwidths for LTE Band 2, the modulation spectrum was measured by both methods of 99% power bandwidth and –26 dBc bandwidth.


QPSK and 16-QAM modulations were applied to each of the bandwidths. Only the worst case measurements are documented in this report.

A minimum RB condition was also measured (RB = 1).

The resolution bandwidth required for out-of-band emissions in the 1 MHz bands immediately outside and adjacent to the frequency block, was determined to be at least 1% of the emission bandwidth.

The worst case –26dBc bandwidth for LTE Band 2 was measured to be 18.86 MHz as shown below. Results were derived in a 200 kHz resolution bandwidth.

On any frequency outside the frequency block and outside the adjacent 1 MHz bands, a resolution bandwidth of at least 1 MHz was applied.

	EMC Test Report for the BlackBerry® smartphone Model RGV161LW (SQW100-3) APPENDIX 3A	
Test Report No.: RTS-6057-1411-21	Dates of Test: November 5 to 25, 2014	FCC ID: L6ARGV160LW

Test Data for LTE Band 2 selected Frequencies in 20MHz bandwidth (RB = 100)

LTE Band 2 Frequency (MHz)	26dBc Occupied Bandwidth (MHz)	99% Occupied Bandwidth (MHz)	
	QPSK	QPSK	16QAM
1852.400	18.72	17.88	17.88
1880.000	18.86	17.88	17.93
1907.600	18.56	17.93	17.93

Peak to Average Ratio (PAR)

For each 1.4MHz, 3MHz, 5MHz, 10MHz, 15MHz and 20 MHz with different number of RBs as per scalable bandwidths for LTE Band 2, the peak to average ratio was measured on the low, middle and high channels with QPSK and 16-QAM modulation.

On any frequency outside the frequency block and outside the adjacent 1 MHz bands, a resolution bandwidth of at least 1 MHz was applied.

The worst case measured was 9.10 dB on middle channel in 20MHz bandwidth with 100 RBs.

Measurement Plots for LTE Band 2


Refer to the following measurement plots for more detail:

See Figures 3-1a to 3-18a for the plots of the conducted spurious emissions.

See Figures 3-19a to 3-24a and 3-43a to 3-45a for the plots of 99% Occupied Bandwidth and -26 dBc Bandwidth.

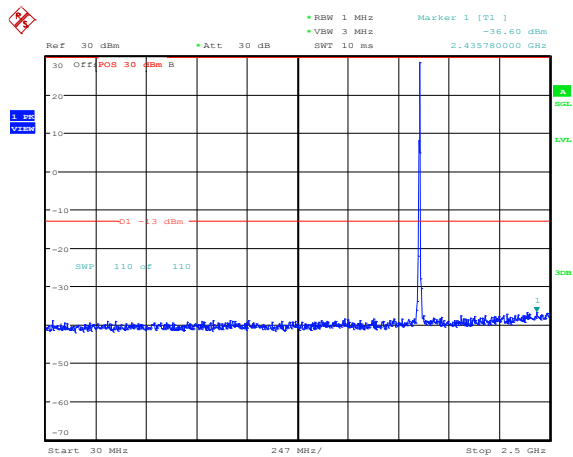
See Figures 3-25a to 3-36a for the plots of the Channel mask.

See Figures 3-37a to 3-42a for the plots of the Peak to Average Ratio.

	EMC Test Report for the BlackBerry® smartphone Model RGV161LW (SQW100-3) APPENDIX 3A	
Test Report No.: RTS-6057-1411-21	Dates of Test: November 5 to 25, 2014	FCC ID: L6ARGV160LW

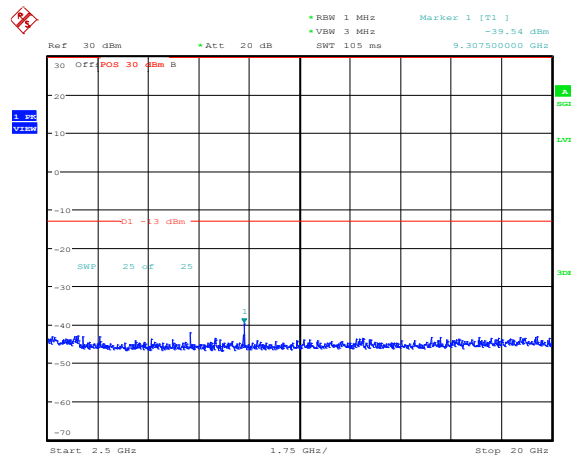
LTE Band 2 Conducted RF Emission Test Data (cont'd)

Figure 3-1a: Band 2, Spurious Conducted Emissions, Low channel, 20MHz BW (RB= 100)



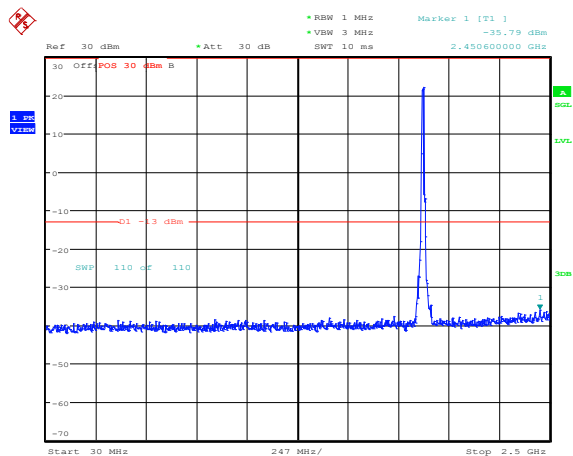
Date: 6.NOV.2014 14:35:59

Figure 3-2a: Band 2, Spurious Conducted Emissions, Low channel, 20MHz BW (RB= 100)



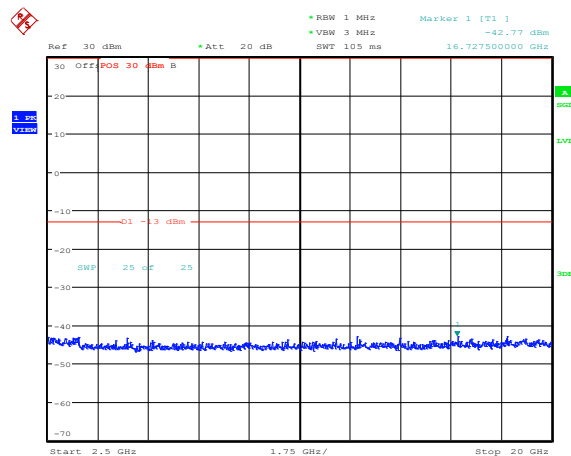
Date: 6.NOV.2014 14:36:07

Figure 3-3a: Band 2, Spurious Conducted Emissions, Middle channel, 20MHz BW (RB= 100)



Date: 6.NOV.2014 14:37:11

Figure 3-4a: Band 2, Spurious Conducted Emissions, Middle channel, 20MHz BW (RB= 100)

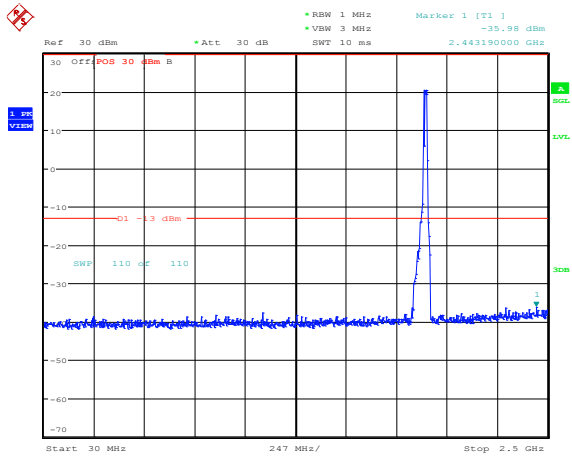


Date: 6.NOV.2014 14:37:19

BlackBerry	EMC Test Report for the BlackBerry® smartphone Model RGV161LW (SQW100-3) APPENDIX 3A	
Test Report No.: RTS-6057-1411-21	Dates of Test: November 5 to 25, 2014	FCC ID: L6ARGV160LW

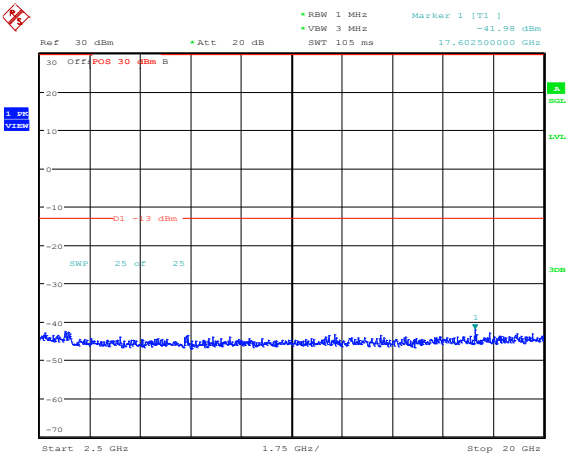
LTE Band 2 Conducted RF Emission Test Data cont'd

Figure 3-5a: Band 2, Spurious Conducted Emissions, High Channel, 20MHz BW (RB= 100)



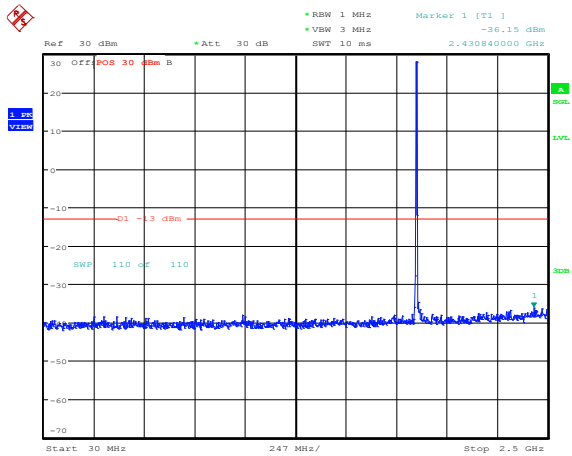
Date: 6.NOV.2014 14:37:30

Figure 3-6a: Band 2, Spurious Conducted Emissions, High Channel, 20MHz BW (RB= 100)



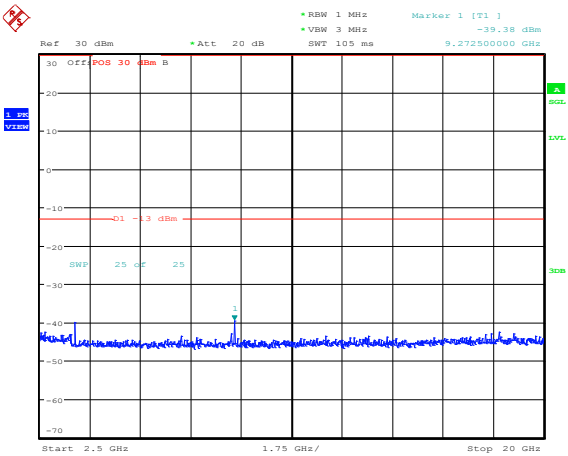
Date: 6.NOV.2014 14:37:38

Figure 3-7a: Band 2, Spurious Conducted Emissions, Low channel, 10MHz BW (RB= 50)



Date: 6.NOV.2014 14:37:58

Figure 3-8a: Band 2, Spurious Conducted Emissions, Low channel, 10MHz BW (RB= 50)

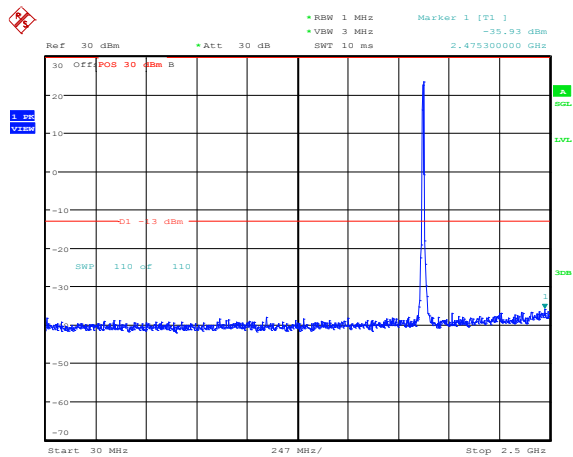


Date: 6.NOV.2014 14:38:06

BlackBerry	EMC Test Report for the BlackBerry® smartphone Model RGV161LW (SQW100-3) APPENDIX 3A	
Test Report No.: RTS-6057-1411-21	Dates of Test: November 5 to 25, 2014	FCC ID: L6ARGV160LW

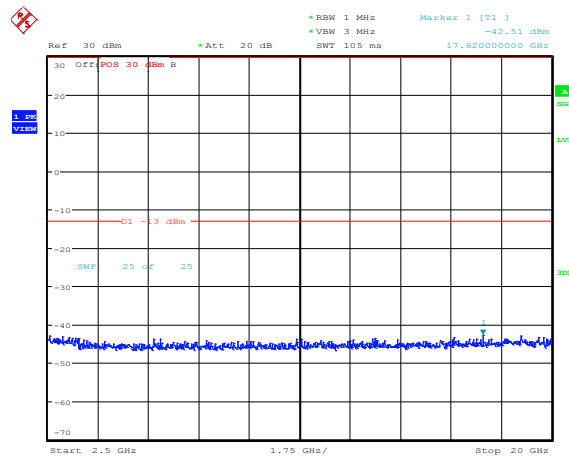
LTE Band 2 Conducted RF Emission Test Data cont'd

Figure 3-9a: Band 2, Spurious Conducted Emissions, Middle channel, 10MHz BW (RB= 50)



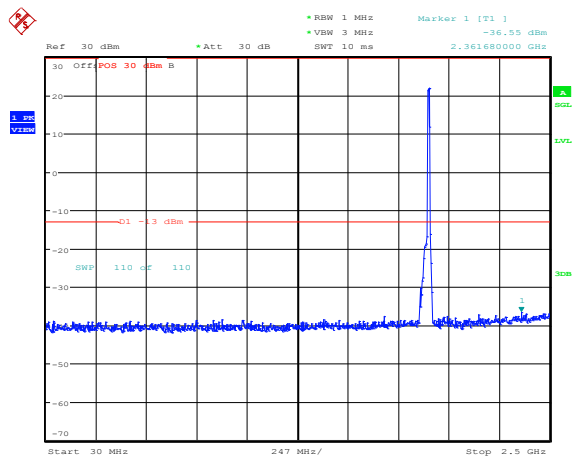
Date: 6.NOV.2014 14:38:19

Figure 3-10a: Band 2, Spurious Conducted Emissions, Middle channel, 10MHz BW (RB= 50)



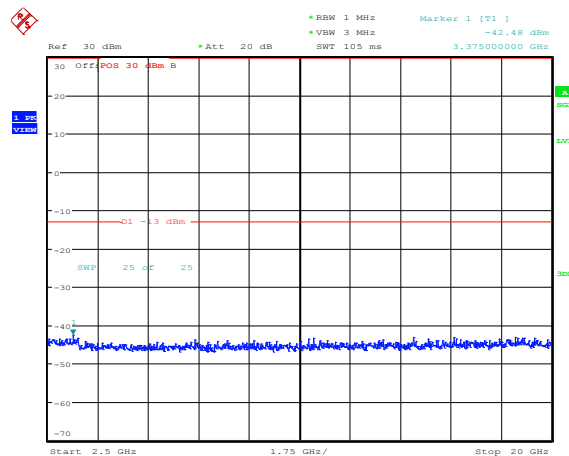
Date: 6.NOV.2014 14:38:27

Figure 3-11a: Band 2, Spurious Conducted Emissions, High Channel, 10MHz BW (RB= 50)




Date: 6.NOV.2014 14:38:38

Figure 3-12a: Band 2, Spurious Conducted Emissions, High Channel, 10MHz BW (RB= 50)

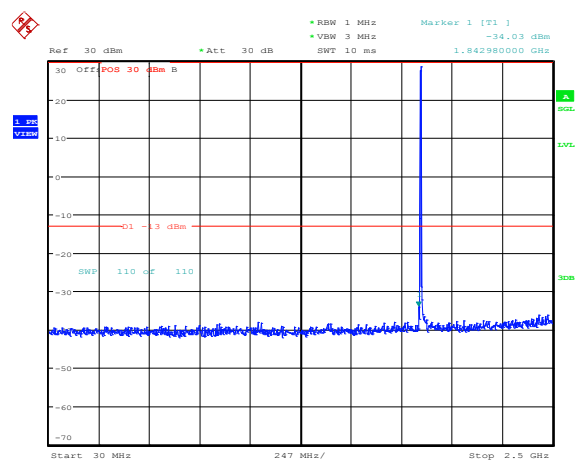


Date: 6.NOV.2014 14:38:46

	EMC Test Report for the BlackBerry® smartphone Model RGV161LW (SQW100-3) APPENDIX 3A	
Test Report No.: RTS-6057-1411-21	Dates of Test: November 5 to 25, 2014	FCC ID: L6ARGV160LW

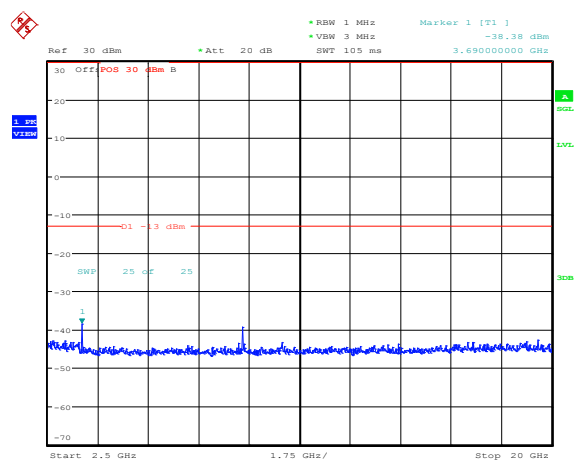
LTE Band 2 Conducted RF Emission Test Data cont'd

Figure 3-13a: Band 2, Spurious Conducted Emissions, Low channel, 1.4MHz BW (RB= 6)



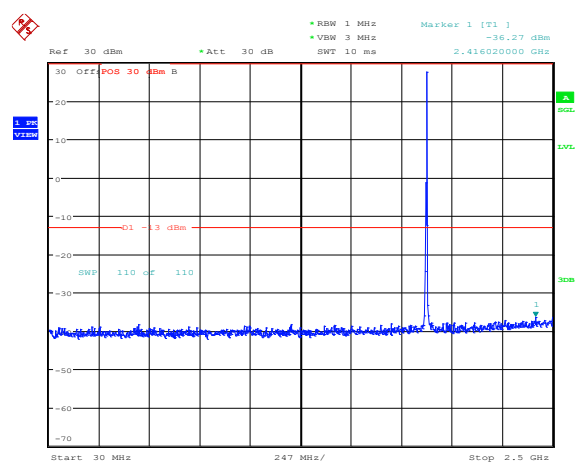
Date: 6.NOV.2014 14:42:38

Figure 3-14a: Band 2, Spurious Conducted Emissions, Low channel, 1.4MHz BW (RB= 6)



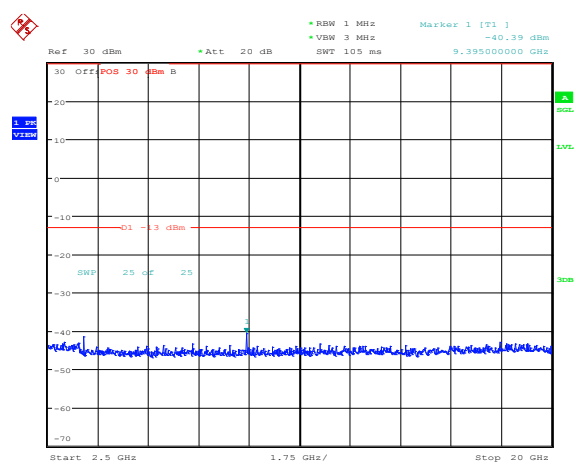
Date: 6.NOV.2014 14:42:46

Figure 3-15a: Band 2, Spurious Conducted Emissions, Middle channel, 1.4MHz BW (RB= 6)



Date: 6.NOV.2014 14:42:59

Figure 3-16a: Band 2, Spurious Conducted Emissions, Middle channel, 1.4MHz BW (RB= 6)

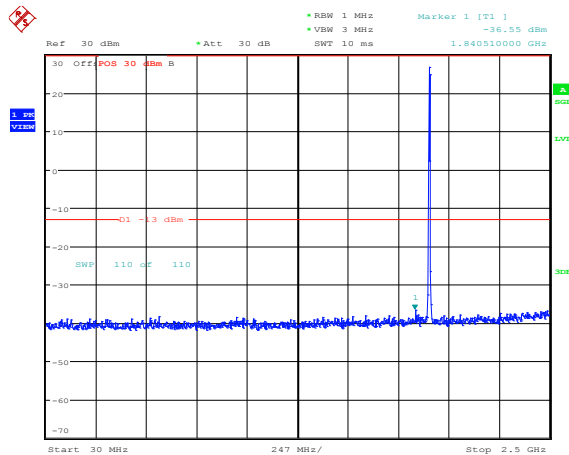


Date: 6.NOV.2014 14:43:06

BlackBerry	EMC Test Report for the BlackBerry® smartphone Model RGV161LW (SQW100-3) APPENDIX 3A	
Test Report No.: RTS-6057-1411-21	Dates of Test: November 5 to 25, 2014	FCC ID: L6ARGV160LW

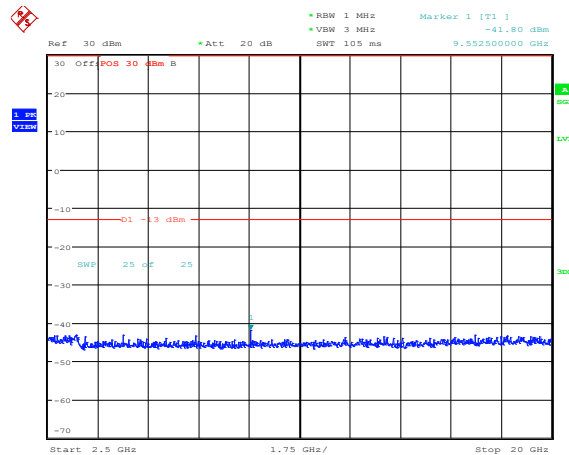
LTE Band 2 Conducted RF Emission Test Data cont'd

Figure 3-17a: Band 2, Spurious Conducted Emissions, High Channel, 1.4MHz BW (RB= 6)



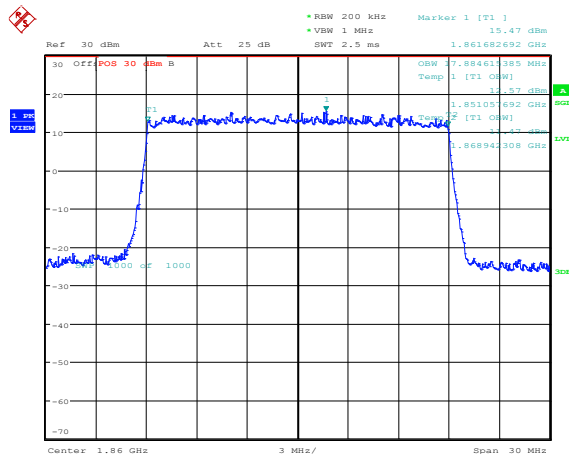
Date: 6.NOV.2014 14:43:18

Figure 3-18a: Band 2, Spurious Conducted Emissions, High Channel, 1.4MHz BW (RB= 6)



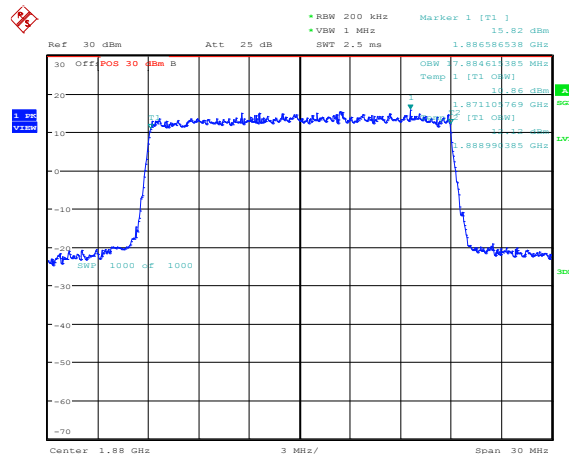
Date: 6.NOV.2014 14:43:26

Figure 3-19a: Occupied Bandwidth, Band 2 Low Channel, 20MHz BW (RB= 100)



Date: 6.NOV.2014 16:11:34

Figure 3-20a: Occupied Bandwidth, Band 2 Middle Channel, 20MHz BW (RB= 100)

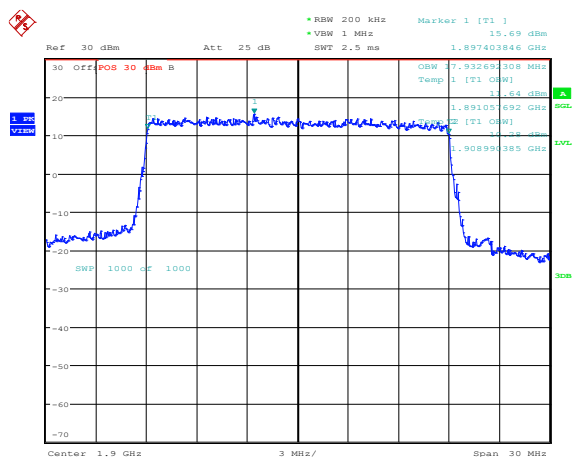


Date: 6.NOV.2014 16:11:59

BlackBerry	EMC Test Report for the BlackBerry® smartphone Model RGV161LW (SQW100-3) APPENDIX 3A	
Test Report No.: RTS-6057-1411-21	Dates of Test: November 5 to 25, 2014	FCC ID: L6ARGV160LW

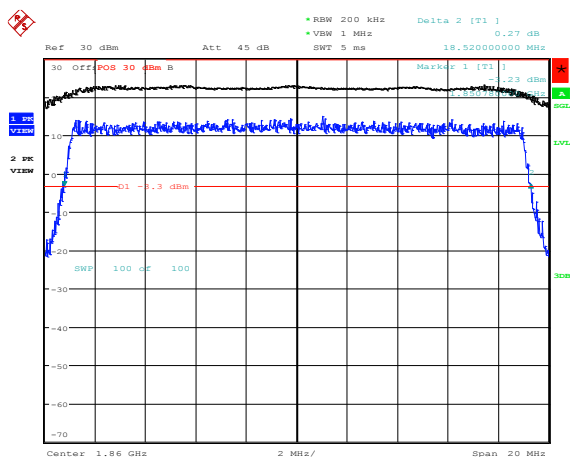
LTE Band 2 Conducted RF Emission Test Data cont'd

Figure 3-21a: Occupied Bandwidth, Band 2 High Channel, 20MHz BW (RB= 100)



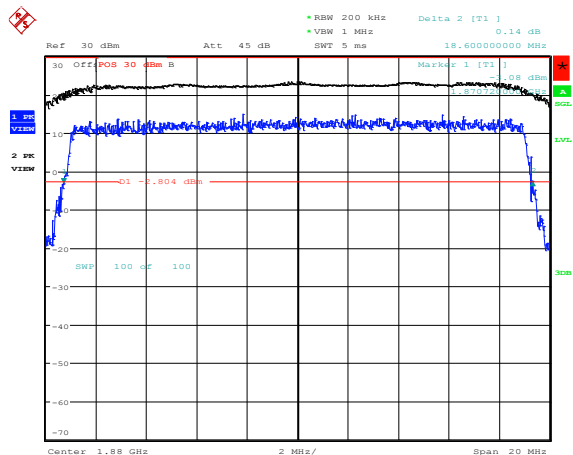
Date: 6.NOV.2014 16:12:52

Figure 3-22a: -26 dBc Bandwidth, Band 2 Low Channel, 20MHz BW (RB= 100)



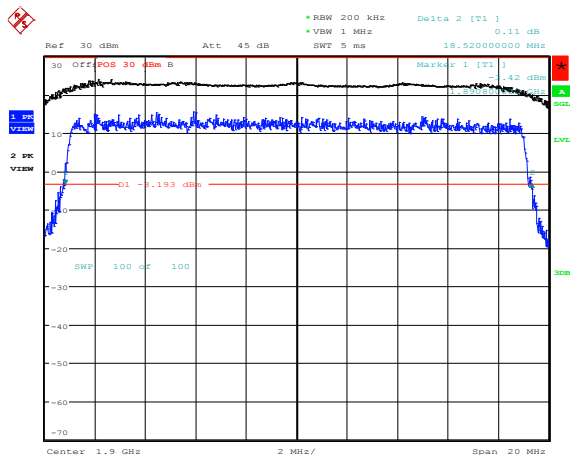
Date: 6.NOV.2014 14:48:22

Figure 3-23a: -26 dBc Bandwidth, Band 2 Middle Channel, 20MHz BW (RB= 100)




Date: 6.NOV.2014 14:48:35

Figure 3-24a: -26 dBc Bandwidth, Band 2 High Channel, 20MHz BW (RB= 100)

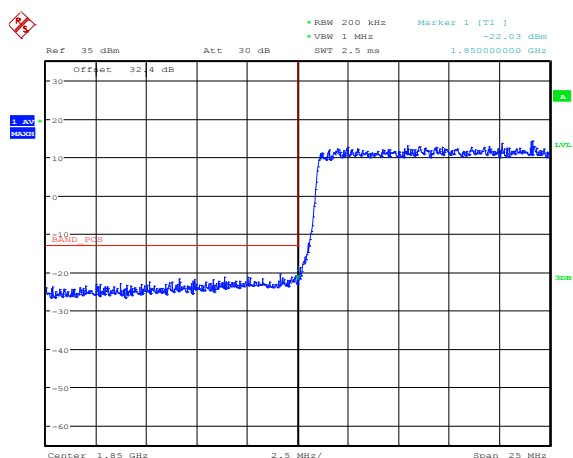


Date: 6.NOV.2014 14:48:51

	EMC Test Report for the BlackBerry® smartphone Model RGV161LW (SQW100-3) APPENDIX 3A	
Test Report No.: RTS-6057-1411-21	Dates of Test: November 5 to 25, 2014	FCC ID: L6ARGV160LW

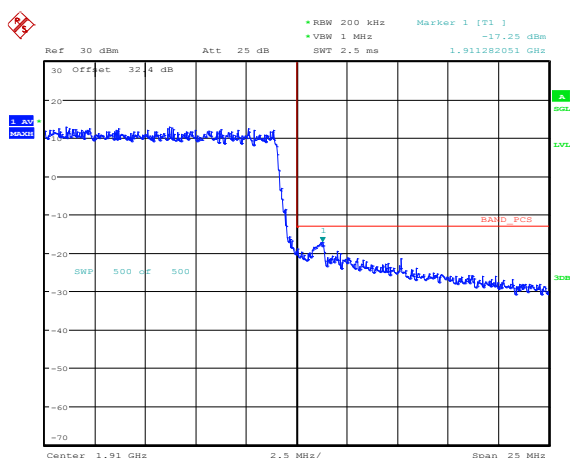
LTE Band 2 Conducted RF Emission Test Data cont'd

**Figure 3-25a: Band 2 Low Channel Mask, 20MHz
BW, RB = 100**



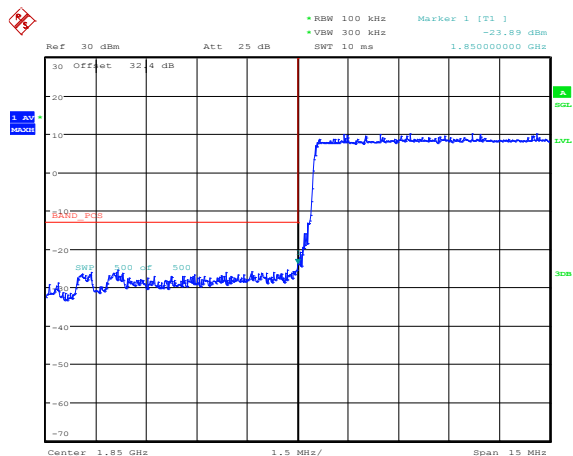
Date: 7.NOV.2014 10:13:51

**Figure 3-26a: Band 2 High Channel Mask, 20MHz
BW, RB = 100**



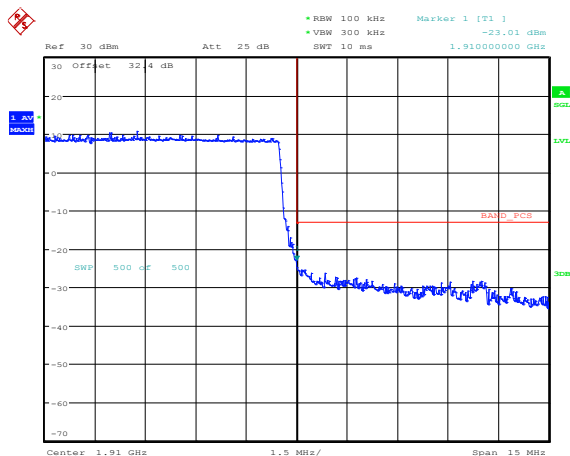
Date: 7.NOV.2014 10:25:26

**Figure 3-27a: Band 2 Low Channel Mask, 10MHz
BW, RB = 50**



Date: 7.NOV.2014 10:29:54

**Figure 3-28a: Band 2 High Channel Mask, 10MHz
BW, RB = 50**

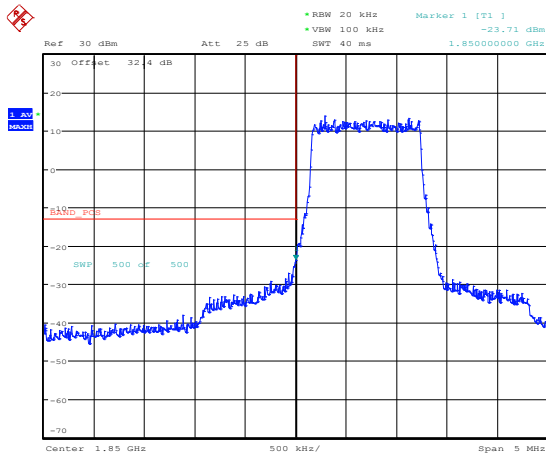


Date: 7.NOV.2014 10:34:21

BlackBerry	EMC Test Report for the BlackBerry® smartphone Model RGV161LW (SQW100-3) APPENDIX 3A	
Test Report No.: RTS-6057-1411-21	Dates of Test: November 5 to 25, 2014	FCC ID: L6ARGV160LW

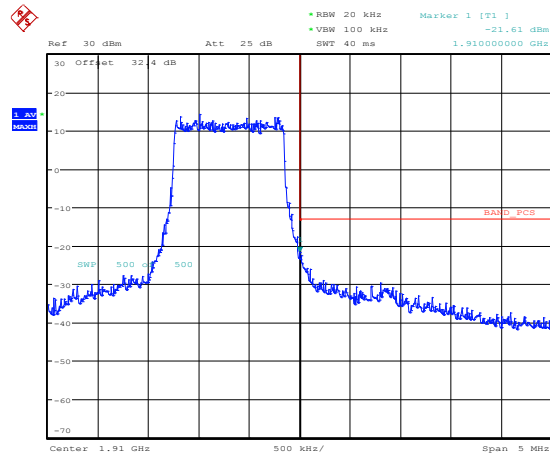
LTE Band 2 Conducted RF Emission Test Data cont'd

**Figure 3-29a: Band 2 Low Channel Mask, 1.4MHz
BW, RB = 6**



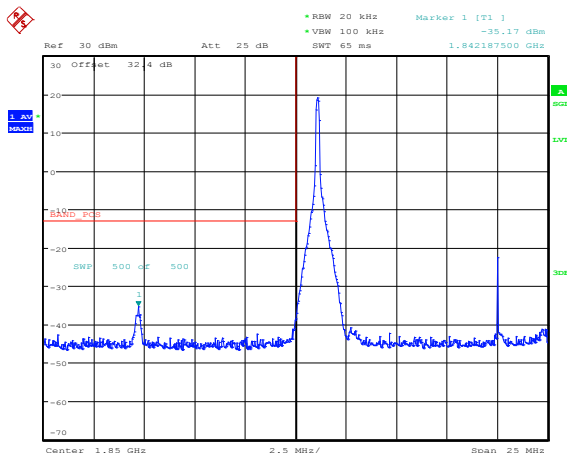
Date: 7.NOV.2014 10:37:20

**Figure 3-30a: Band 2 High Channel Mask, 1.4MHz
BW, RB = 6**



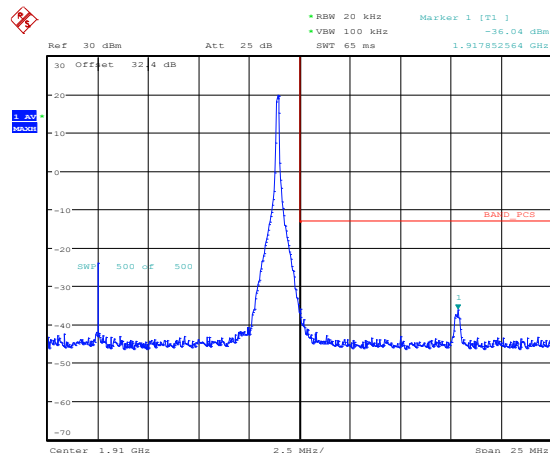
Date: 7.NOV.2014 10:44:45

**Figure 3-31a: Band 2 Low Channel Mask, 20MHz
BW, RB = 1**




Date: 7.NOV.2014 10:20:11

**Figure 3-32a: Band 2 High Channel Mask, 20MHz
BW, RB = 1**

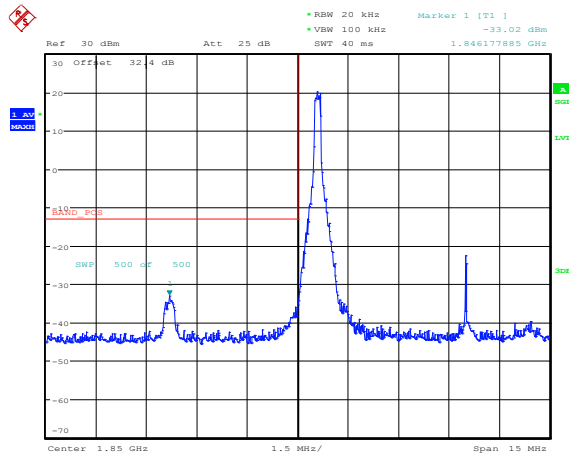


Date: 7.NOV.2014 10:22:57

	EMC Test Report for the BlackBerry® smartphone Model RGV161LW (SQW100-3) APPENDIX 3A	
Test Report No.: RTS-6057-1411-21	Dates of Test: November 5 to 25, 2014	FCC ID: L6ARGV160LW

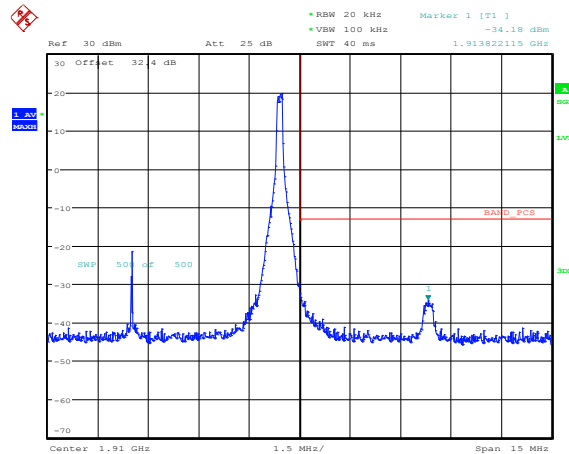
LTE Band 2 Conducted RF Emission Test Data cont'd

**Figure 3-33a: Band 2 Low Channel Mask, 10MHz
BW, RB = 1**



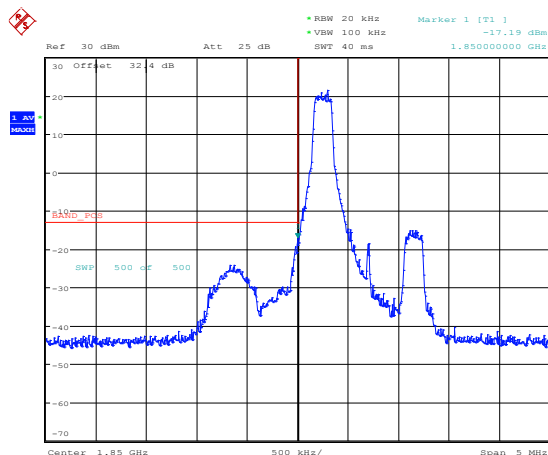
Date: 7.NOV.2014 10:27:27

**Figure 3-34a: Band 2 High Channel Mask, 10MHz
BW, RB = 1**



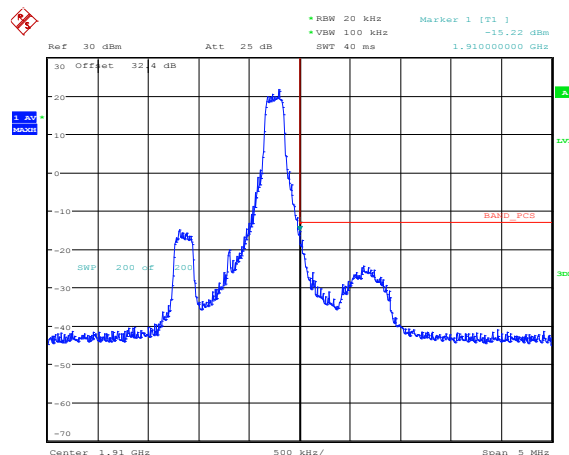
Date: 7.NOV.2014 10:31:59

**Figure 3-35a: Band 2 Low Channel Mask, 1.4MHz
BW, RB = 1**



Date: 7.NOV.2014 10:35:43

**Figure 3-36a: Band 2 High Channel Mask, 1.4MHz
BW, RB = 1**

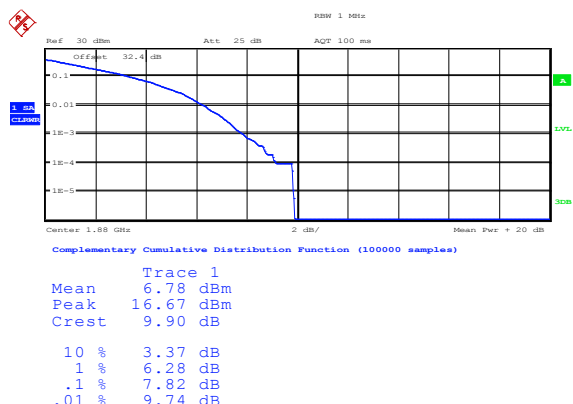


Date: 11.NOV.2014 16:22:46

BlackBerry	EMC Test Report for the BlackBerry® smartphone Model RGV161LW (SQW100-3) APPENDIX 3A	
Test Report No.: RTS-6057-1411-21	Dates of Test: November 5 to 25, 2014	FCC ID: L6ARGV160LW

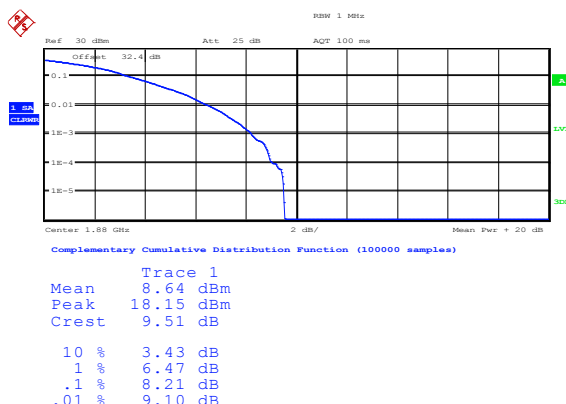
LTE Band 2 Conducted RF Emission Test Data cont'd

**Figure 3-37a: Band 2, Mid Channel PAR, 20 MHz
BW, RB = 50 QPSK**



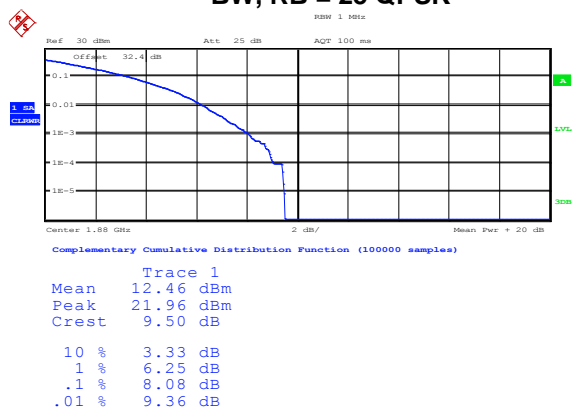
Date: 7.NOV.2014 10:56:29

**Figure 3-38a: Band 2, Mid Channel PAR, 20 MHz
BW, RB = 100 16-QAM**



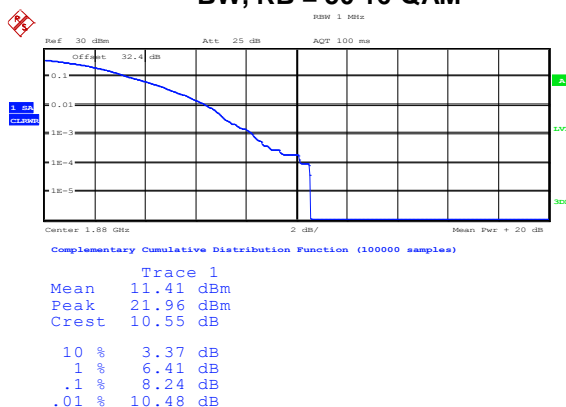
Date: 7.NOV.2014 10:57:02

**Figure 3-39a: Band 2, Mid Channel PAR, 10 MHz
BW, RB = 25 QPSK**




Date: 7.NOV.2014 10:58:17

**Figure 3-40a: Band 2, Mid Channel PAR, 10 MHz
BW, RB = 50 16-QAM**

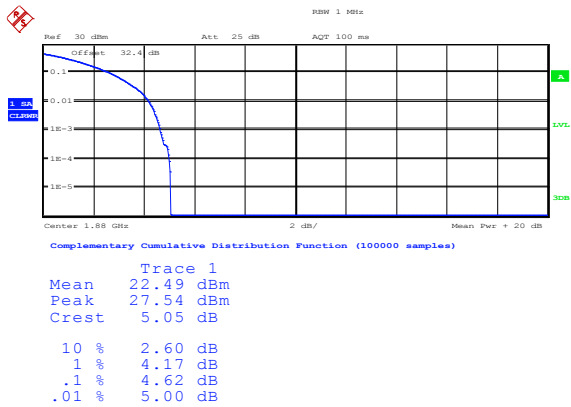


Date: 7.NOV.2014 10:58:51

	EMC Test Report for the BlackBerry® smartphone Model RGV161LW (SQW100-3) APPENDIX 3A	
Test Report No.: RTS-6057-1411-21	Dates of Test: November 5 to 25, 2014	FCC ID: L6ARGV160LW

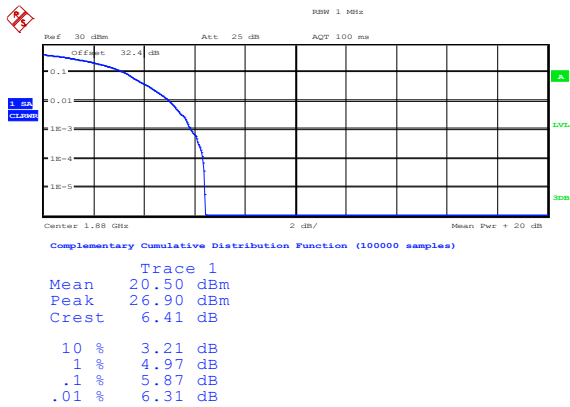
LTE Band 2 Conducted RF Emission Test Data cont'd

**Figure 3-41a: Band 2, Mid Channel PAR, 1.4 MHz
BW, RB = 3 QPSK**



Date: 7.NOV.2014 10:59:32

**Figure 3-42a: Band 2, Mid Channel PAR, 1.4 MHz
BW, RB = 6 16-QAM**

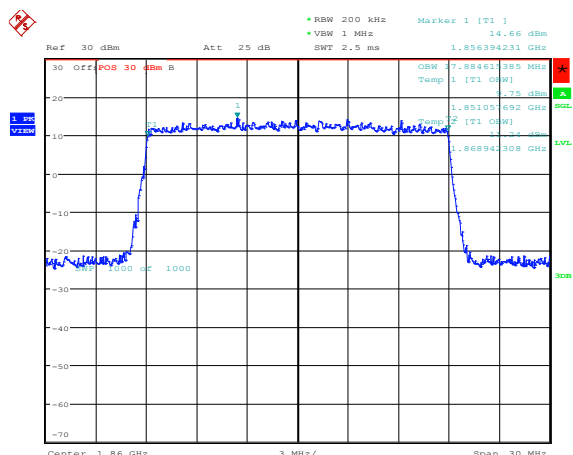


Date: 7.NOV.2014 11:00:14

BlackBerry	EMC Test Report for the BlackBerry® smartphone Model RGV161LW (SQW100-3) APPENDIX 3A	
Test Report No.: RTS-6057-1411-21	Dates of Test: November 5 to 25, 2014	FCC ID: L6ARGV160LW

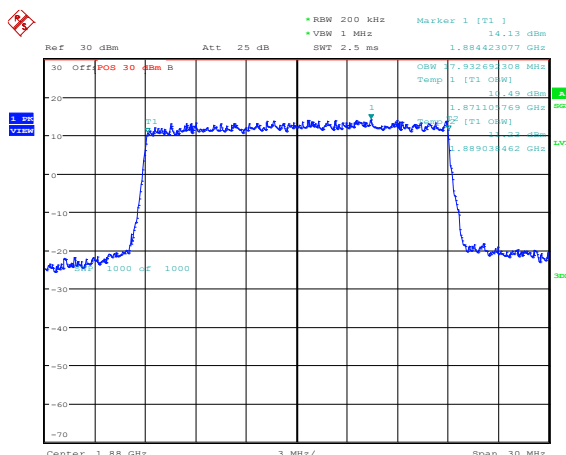
LTE Band 2 Conducted RF Emission Test Data cont'd

Figure 3-43a: Occupied Bandwidth, Band 2 Low Channel, 20MHz BW (RB= 100) 16-QAM



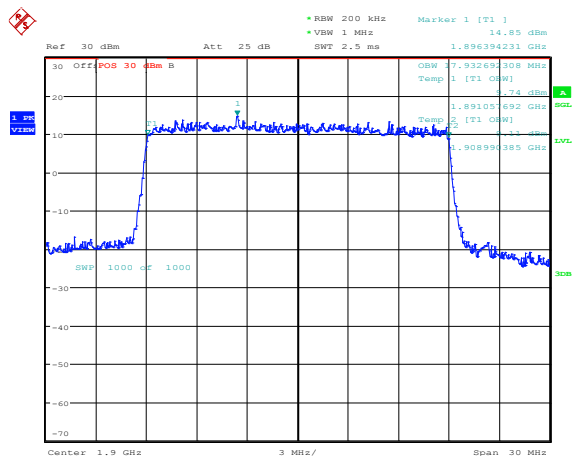
Date: 6.NOV.2014 16:07:07

Figure 3-44a: Occupied Bandwidth, Band 2 Mid Channel, 20MHz BW (RB= 100) 16-QAM



Date: 6.NOV.2014 16:09:13

Figure 3-45a: Occupied Bandwidth, Band 2 High Channel, 20MHz BW (RB= 100) 16-QAM

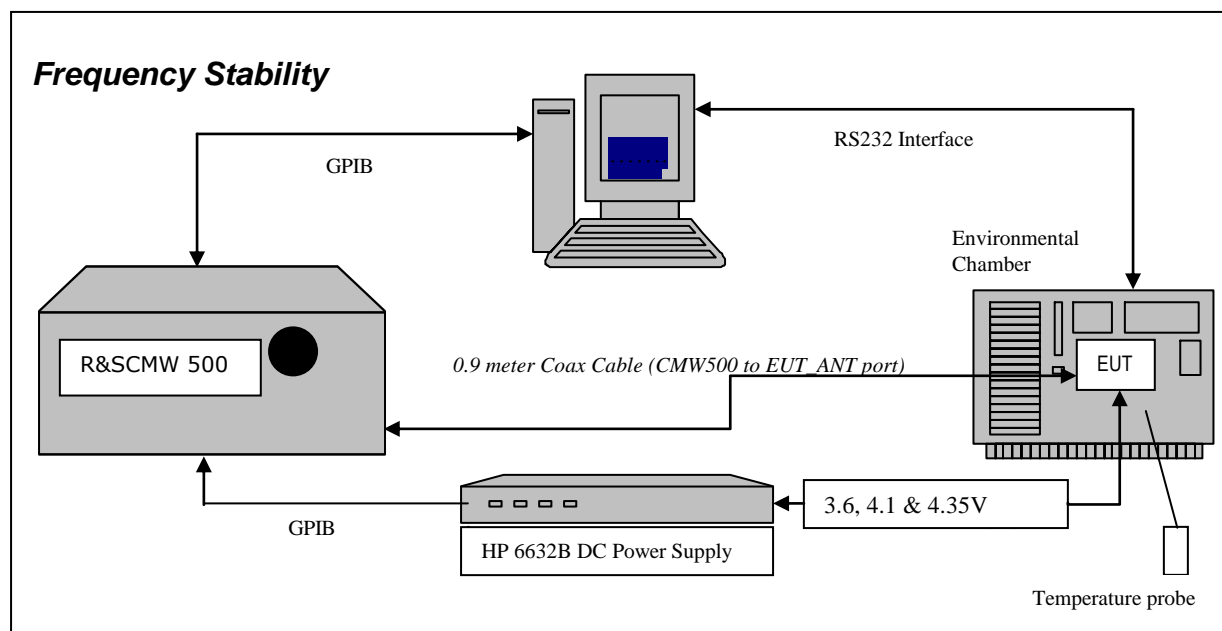


Date: 6.NOV.2014 16:10:08

APPENDIX 3B – LTE Band 2 FREQUENCY STABILITY TEST DATA

BlackBerry	EMC Test Report for the BlackBerry® smartphone Model RGV161LW (SQW100-3) APPENDIX 3B	
Test Report No.: RTS-6057-1411-21	Dates of Test: November 5 to 25, 2014	FCC ID: L6ARGV160LW

LTE Frequency Stability Test Data



The following measurements were performed by Sijia Li.

CFR 47 Chapter 1 - Federal Communications Commission Rules

Part 2 Required Measurements

2.1055 Frequency Stability - Procedures

(a,b) Frequency Stability - Temperature Variation


(d) Frequency Stability - Voltage Variation

24.235 *Frequency Stability.*

The frequency stability shall be sufficient to ensure that the fundamental emission stays within the authorized frequency block.

The EUT meets the requirements as stated in CFR 47 chapter 1, Section 24.235, CFR 47.

Frequency Stability measurement devices were configured as presented in the block diagram recording frequency, power, data, temperatures, and stepped voltages controlled via a GPIB interface linked to the Environmental chamber, a DC power supply, and the Communications Test Set. A 0.9-metre coax cable was calibrated to characterize the insertion loss for the transmitted frequencies between the RF input/output of the CMW 500 and the EUT antenna port.

 BlackBerry	EMC Test Report for the BlackBerry® smartphone Model RGV161LW (SQW100-3) APPENDIX 3B	
Test Report No.: RTS-6057-1411-21	Dates of Test: November 5 to 25, 2014	FCC ID: L6ARGV160LW

Test Setup:

The EUT was placed in the Temperature chamber and connected to CMW 500 outside as shown in the figure above. Dry air was pumped inside the temperature chamber to maintain a backpressure during the test. The EUT was kept in the off condition at all times except when the following measurements were to be made.


The chamber was switched on and the temperature was set to -30°C. After the chamber stabilized at -30 °C there was a soak period of one hour to alleviate moisture in the chamber, the EUT voltage was enabled. The system software recorded the frequency, power, and associated measurements.

A Computer system controlled the automated software. This application was given the command of activating all machines intrinsic to the temperature and voltage tests controlling the CMW 500 via the GPIB Bus. The Environmental Chamber was instructed through an RS-232 serial line. The EUT dialogue was passed through a serial connection.

The EUT repetitively transmitted 100 bursts for each set of programmed parameters recording temperature, voltage settings, and systematically selected frequencies. The power supply was cycled from minimum voltage 3.6 volts, to 4.1 volts and to 4.35 volts maximum voltage. The frequency error was measured at a maximum output power and recorded by the automated system test software.

The EUT output power and frequency was measured at 3.6 volts, 4.1 volts and 4.35 volts. The transmit frequency was varied in 3 steps consisting of 1860.0, 1880.0 and 1900.0 MHz each was measured under bandwidth of 20 MHz with maximum (100) RBs. This frequency was recorded in MHz and deviation from nominal, in Parts Per Million.

After the initial one-hour soak at the beginning of the tests, a period of thirty minutes soak was initialized between each ascending temperature step, before proceeding to the next measurement test cycle.

	EMC Test Report for the BlackBerry® smartphone Model RGV161LW (SQW100-3) APPENDIX 3B	
Test Report No.: RTS-6057-1411-21	Dates of Test: November 5 to 25, 2014	FCC ID: L6ARGV160LW

Procedure:

The test system software for commencing the Frequency Stability Tests carried through the following cycle.

1. Switch on the HP 6632B power supply; CMW 500 Communications test Set, and Environmental Chamber.
2. Start test program
3. Set the Temperature to –30°C and maintain a period of one- hour soak time, with the EUT supply voltage disabled.
4. Set power supply voltage to 3.6 volts.
5. Set up CMW 500 Radio Communication Tester.
6. Command the CMW 500 to switch to the low channel.
7. Enable the voltage to the EUT, and connect a link to the CMW 500 test set.
8. EUT is commanded to Transmit 100 Bursts.
9. Software logs the following data from the CMW 500, power supply and temperature chamber: Traffic Channel Number, Traffic Channel Frequency, Power Level, Chamber Temperature, Supply Voltage, Power and Frequency Error.
10. The CMW 500 commands the EUT to change frequency to the middle channel and high channel and repeats steps 7 to 9.
11. Repeat steps 5 to 10 changing the supply voltage to 4.1 Volts
12. Increase temperature by 10°C and soak for 1/2 hour.
13. Repeat steps 4 - 12 for temperatures –30°C to 60°C.
14. Repeat steps 5 to 10 changing the supply voltage to 4.35 volts

Procedure 5 to 10 was repeated at room temperature (20°C) with the power supply voltage set to 3.6, 4.1 and 4.35 volts

The maximum frequency error in the LTE band 2 measured was **0.0076 PPM**.