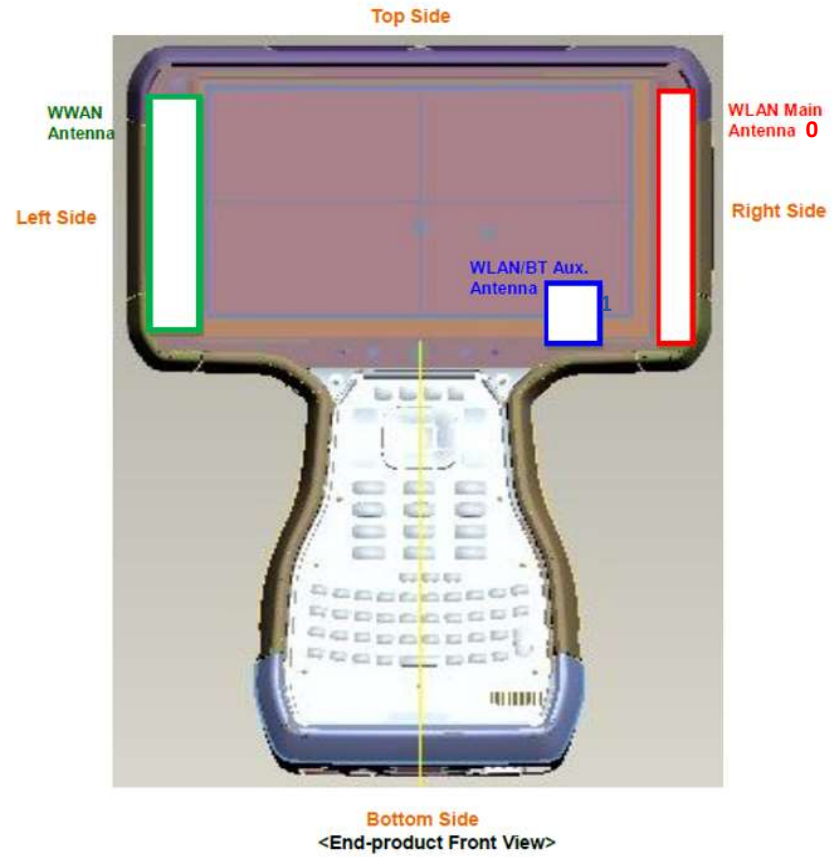


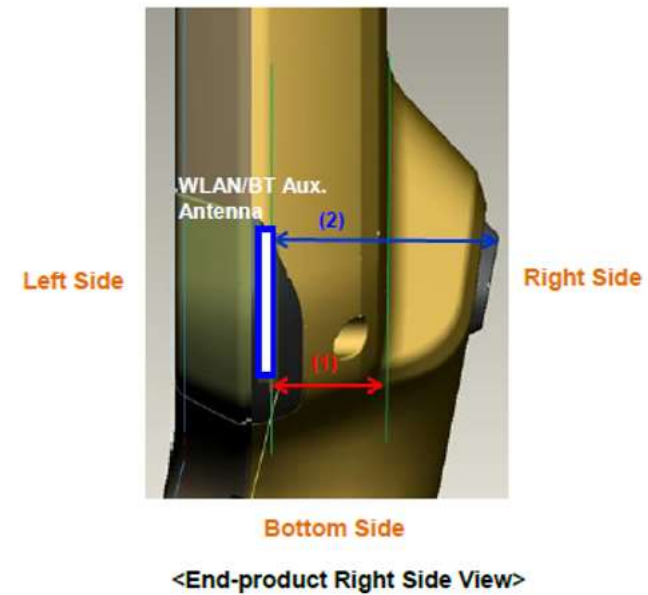
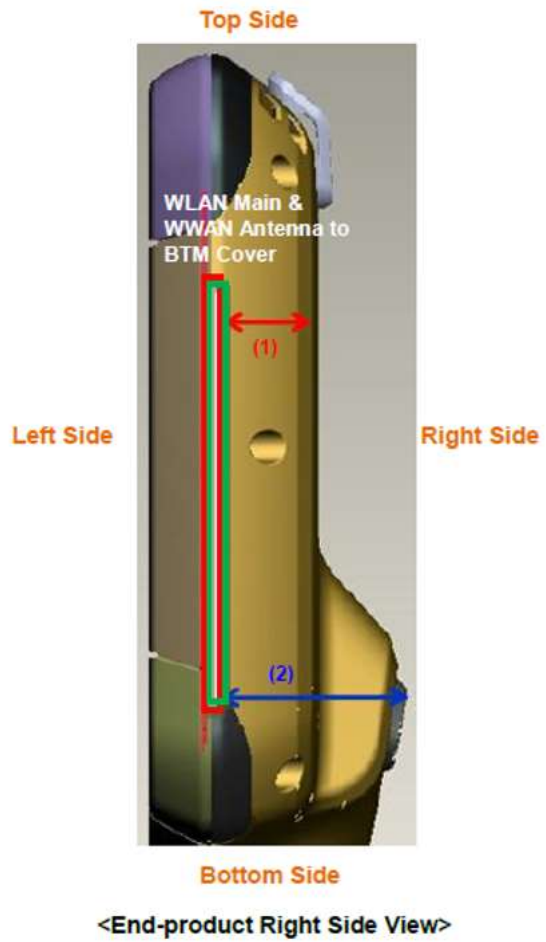
## **Photographs of EUT Setup and Antenna Location**

The photographs of EUT and setup for SAR testing are shown as follows.

<Antenna Location>









Antenna	To Top Side	To Bottom Side	To Left Side	To Right Side
	(mm)	(mm)	(mm)	(mm)
WWAN	23.50	178.70	4.20	185.20
WLAN Main Ant 0	23.50	176.60	191.68	4.20
WLAN/BT Aux Ant 1	123.60	165.30	157.90	34.20



Antenna	To BTM Cover Right Side (1)	To BTM Cover Right Side (2)
	(mm)	(mm)
WWAN	18.70	38.47
WLAN Main Ant 0	18.70	38.47
WLAN/BT Aux Ant 1	17.70	35.25

<Photographs of Body SAR Test Setup>

	
Rear Face of EUT Tested at 0 mm	Rear Face of EUT Tested at 0 mm
	
Right Side of EUT Tested at 0 mm	Left Side of EUT Tested at 0 mm
	
Bottom Side of EUT Tested at 0 mm	Top Side of EUT Tested at 0 mm