

## PHOTOGRAPHS OF THE TEST CONFIGURATION

### CONDUCTED EMISSION TEST (For Bluetooth)



## CONDUCTED EMISSION TEST (For WLAN)





## CONDUCTED EMISSION TEST (For NFC)







RADIATED EMISSION TEST  
(For WLAN 2.4GHz)





RADIATED EMISSION TEST  
(For WLAN 5GHz)  
(5180-5240MHz & 5500-5700MHz)



## RADIATED EMISSION TEST



(For WLAN 5GHz)

(5260-5320MHz)







RADIATED EMISSION TEST  
(For WLAN 5GHz)  
(5745-5805MHz)





## RADIATED EMISSION TEST (For Bluetooth)







## RADIATED EMISSION TEST (For NFC)




(WWAN)

(PART 22)

## RADIATED EMISSION TEST





## ERP POWER TEST






(PART 24)


RADIATED EMISSION TEST



## EIRP POWER TEST



(PART 27)  
RADIATED EMISSION TEST





## ERP POWER TEST

