









Front




LIGHT INDICATIONS

Base Station

-  Solid yellow light
The device is powered on and initializing
-  Flashing blue light
The device is connecting to the network
-  Solid blue light
The device is working properly
-  Flashing yellow & blue lights
The device is pairing with camera

Wyze Cam Outdoor

-  Solid yellow light
The device is powered on and initializing
-  Flashing blue light
The device is connecting network
-  Solid blue light
The device is working properly
-  Flashing yellow & blue lights
The device is pairing with base station

-  Flashing red light
The device is charging
-  Solid red light
The device is fully charged
-  No indicator light
The device is powered off or sleeping

Precautions:

Using the camera in the car under direct sun exposure could exceed the operating temperature of the battery, resulting in irreversible damage to the battery.

FCC Warning:

This device complies with part 15 of the FCC rules. Operation is subject to the following two conditions: (1) this device may not cause harmful interference, and (2) this device must accept any interference received, including interference that may cause undesired operation.

Changes or modifications not expressly approved by the party responsible for compliance could void the user's authority to operate the equipment.

NOTE: This equipment has been tested and found to comply with the limits for a Class B digital device, pursuant to part 15 of the FCC Rules. These limits are designed to provide reasonable protection against harmful interference in a residential installation. This equipment generates uses and can radiate radio frequency energy and, if not installed and used in accordance with the instructions, may cause harmful interference to radio communications. However, there is no guarantee that interference will not occur in a particular installation. If this equipment does cause harmful interference to radio or television reception, which can be

determined by turning the equipment off and on, the user is encouraged to try to correct the interference by one or more of the following measures:

- Reorient or relocate the receiving antenna.
 - Increase the separation between the equipment and receiver.
 - Connect the equipment into an outlet on a circuit different from that to which the receiver is connected.
 - Consult the dealer or an experienced radio/TV technician for help.
- Radiation Exposure Statement
To comply with FCC RF exposure compliance requirements, this grant is applicable to only mobile configurations. The antennas used for this transmitter must be installed to provide a separation distance of at least 20cm from all persons and must not be co-located or operating in conjunction with any other antenna or transmitter.

ISED RSS warning:
This device complies with ISED licence-exempt RSS standard (s). Operation is subject to the following two conditions: (1) this device may not cause interference, and (2) this device must accept any interference, including interference that may cause undesired operation of the device.
Le présent appareil est conforme aux CNR d'ISED applicables aux appareils radio exempts de licence.
L'exploitation est autorisée aux deux conditions suivantes:

- (1) l'appareil ne doit pas produire de brouillage, et
- (2) l'utilisateur de l'appareil doit accepter tout brouillage radioélectrique subi, même si le brouillage est susceptible d'en compromettre le fonctionnement.

ISED Radiation Exposure Statement:

This equipment complies with ISED RF radiation exposure limits set forth for an uncontrolled environment. This transmitter must not be co-located or operating in conjunction with any other antenna or transmitter. This equipment should be installed and operated with minimum distance 20cm between the radiator& your body.

Cet appareil est conforme aux limites d'exposition de rayonnement RF ISED établies pour un environnement non contrôlé.
Cet émetteur ne doit pas être co-implanté ou fonctionner en conjonction avec toute autre antenne ou transmetteur.
Industrial cellular router doit être installé et utilisé avec une distance minimale de 20cm entre le radiateur & votre corps.

NEED HELP?

Tutorial Videos
www.youtube.com/wyzelabs

Troubleshooting & FAQs
support.wyze.com

Community
forums.wyze.com

Contact Us
support@wyzecam.com
1-844-WYZECAM

WYZE CAM
OUTDOOR
QUICK START GUIDE

Back

SETUP

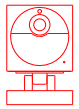
- 1 Download the Wyze app and create an account.



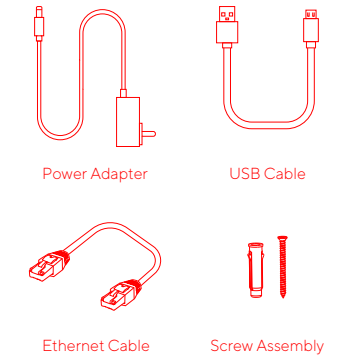
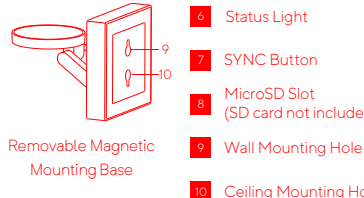

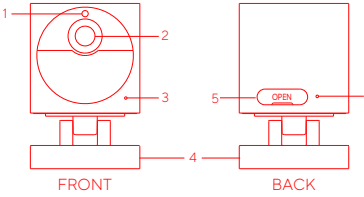
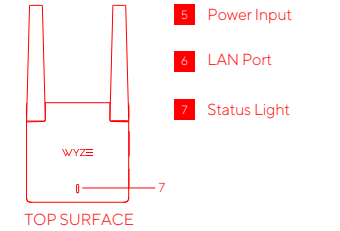
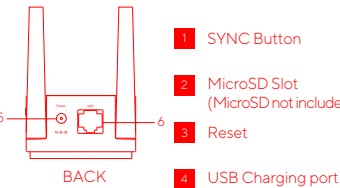
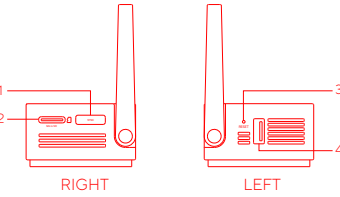
- 2 Follow the Wyze app to set up base station.



- 3 Follow the Wyze app to set up the camera.



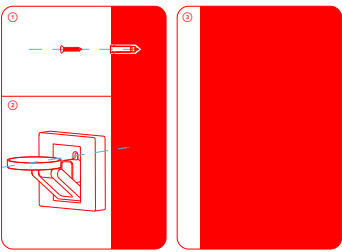
- 4 Follow the Wyze app to mount the camera.



IN THE BOX

Wyze Cam Outdoor	x1
Base Station	x1
Base Station Power Adapter	x1
Base Station Ethernet Cable	x1
Camera Charging USB Cable	x1
Quick Start Guide	x1
Screw Assembly	x1

Wall Mounting



Ceiling Mounting

