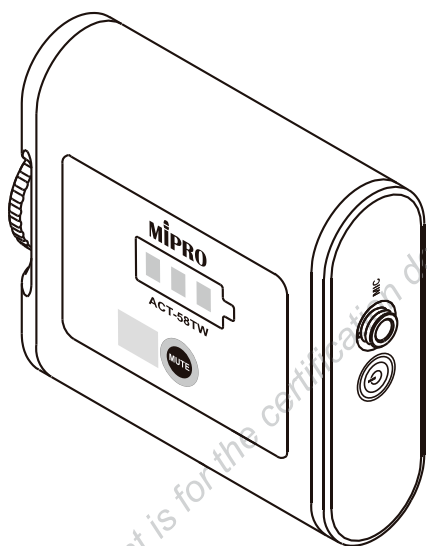


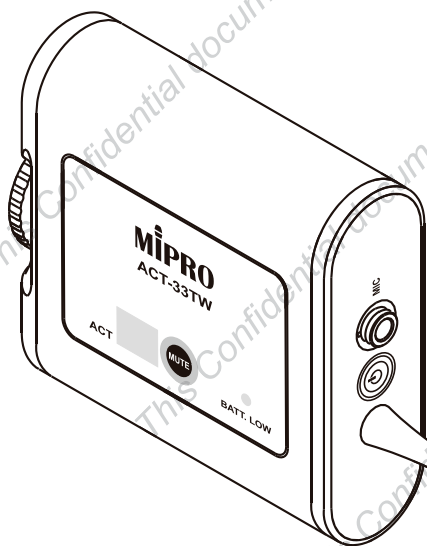


使用說明書



ACT-58TW

5 GHz數位佩戴式發射器

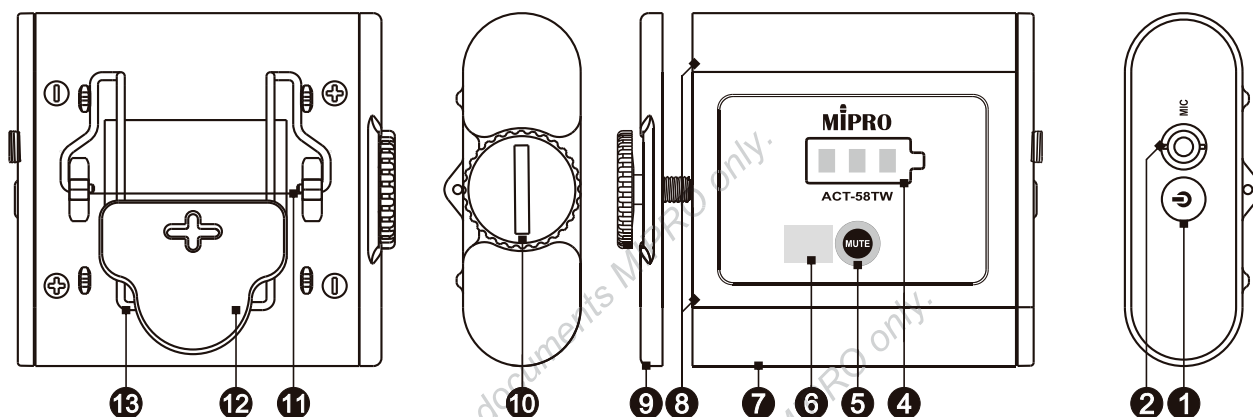


ACT-33TW

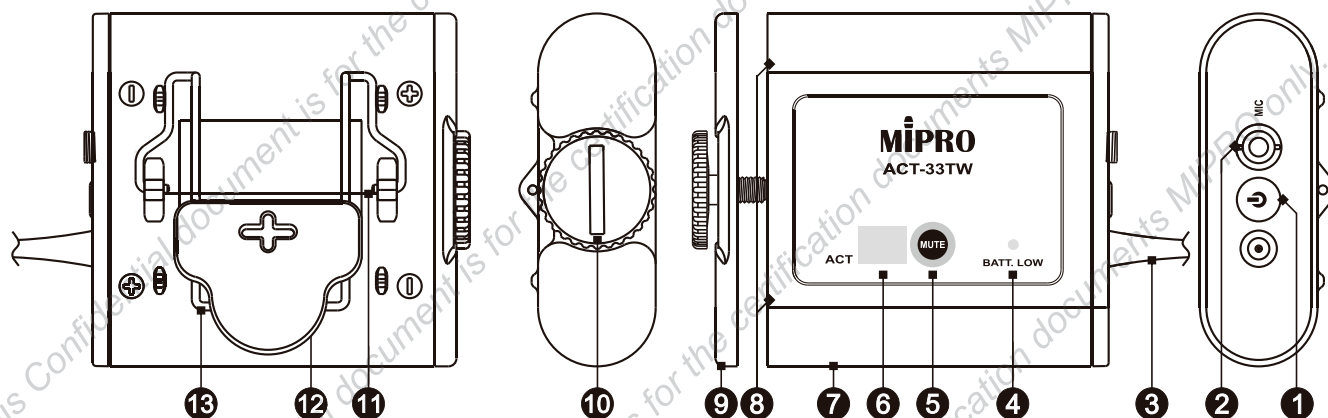
UHF類比佩戴式發射器

各部名稱

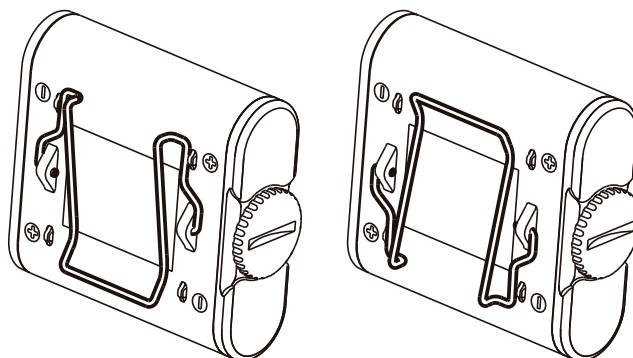
ACT-58TW



ACT-33TW



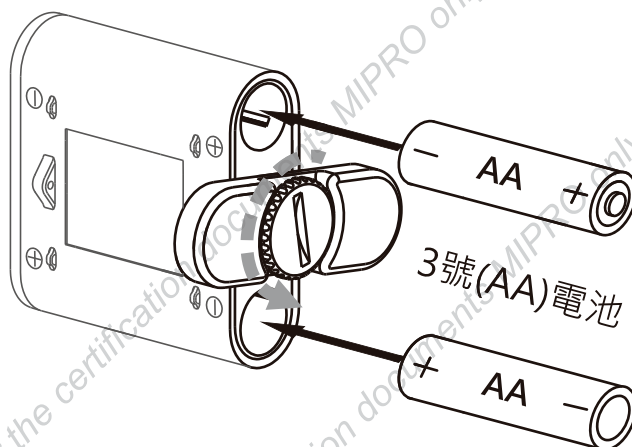
- ① 電源按鍵
- ② 麥克風輸入插座
- ③ 天線(ACT-33TW)
- ④ 電池電量視窗(ACT-58TW)
電源指示燈(ACT-33TW)
- ⑤ 靜音按鍵及指示燈
- ⑥ ACT感應區
- ⑦ 本體
- ⑧ 電池座
- ⑨ 電池蓋
- ⑩ 電池蓋迫緊旋鈕
- ⑪ 佩戴夾孔
- ⑫ 固定鎖片
- ⑬ 腰夾，可依需求調整佩戴方向如下圖



電池裝填

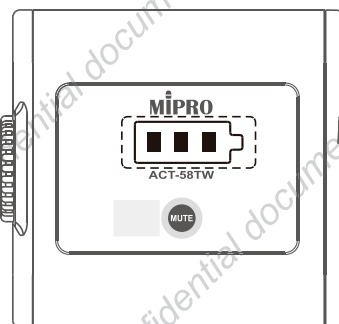
1. 電池裝填：

- 將電池蓋上迫緊旋鈕⑩依逆時針方向轉開，並旋轉電池蓋露出電池裝填孔。
- 依標示之極性裝入兩個3號(AA)電池。

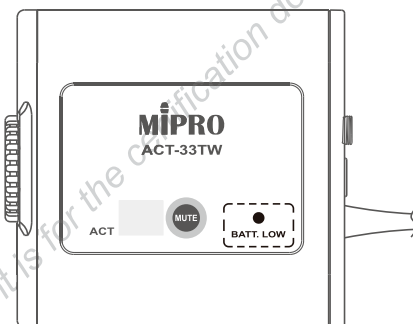


- ### 2. 裝入電池並按電源開關後，若電池電量燈不亮，可能為電池極性裝錯或沒電，需檢查更正再重裝。

ACT-58TW



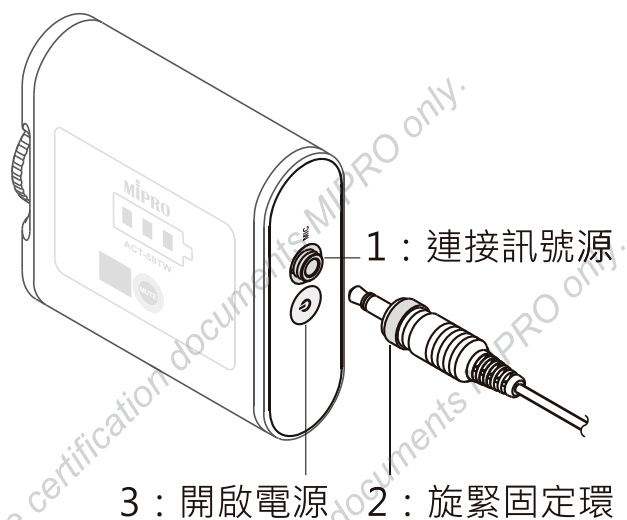
ACT-33TW



- ### 3. 發射器不使用時，請關閉電源以避免持續耗電。若長時間不使用，需將電池取出以免電池漏液造成產品損壞，若因電池漏液導致產品故障，則不在保固範圍內。

操作方法

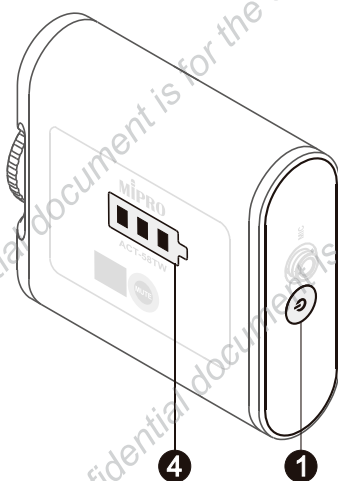
1. 開機前，先將輸入訊號源連接到麥克風輸入插座旋緊固定環，避免輸入端感應雜訊。



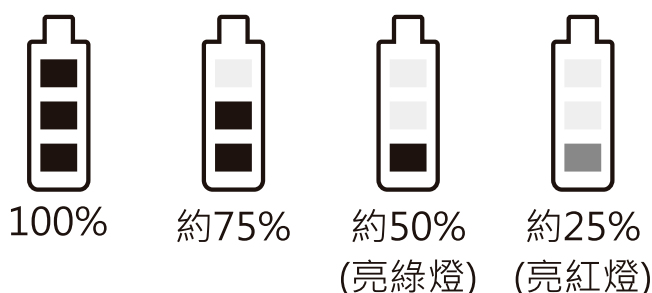
2. 開關機及燈號顯示

- ACT-58TW

- 開關機：按住電源按鍵**❶**即可開啟或關閉發射器，開啟時電池電量視窗**❷**點亮，關機時電池電量視窗熄滅。

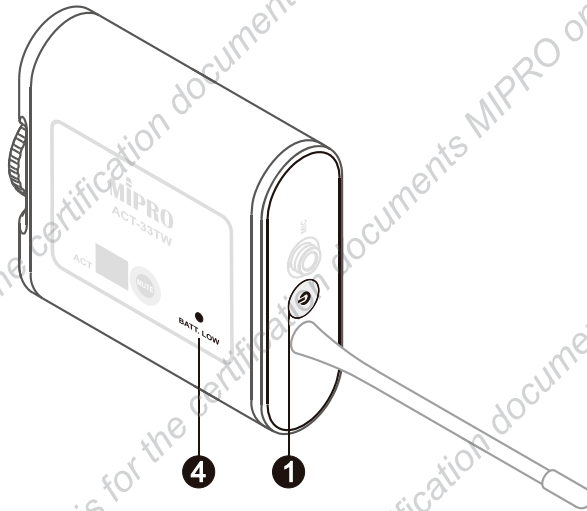


- 電池電量顯示如圖，低電量時指示燈亮紅燈，須儘快更換電池，若電壓過低，會自動關機。



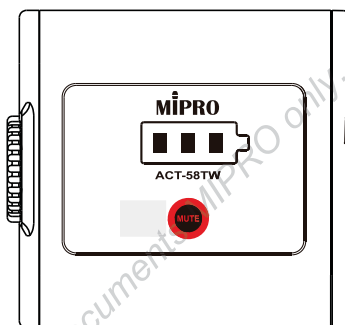
- ACT-33TW

- 開關機：按住電源按鍵 ❶ 即可開啟或關閉發射器，開啟時電源指示燈 ❷ 會亮綠燈。
- 電池指示燈 ❸：指示電池電量，正常亮綠燈，低電量時指示燈亮紅燈，須儘快更換電池，若電壓過低，會自動關機。
- 在ACT時，若指示燈 ❸ 閃爍時，表示發射器與接收機頻段不同，需檢查發射器與接收機頻段的代號貼紙是否相同。

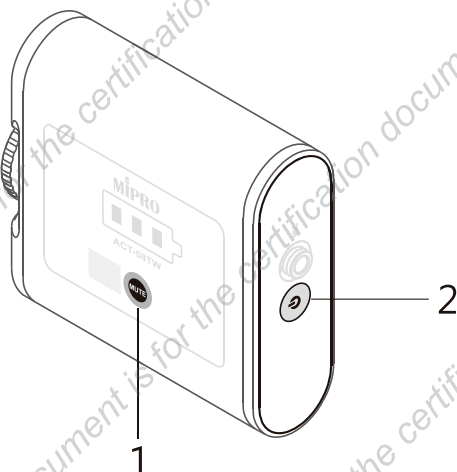


3. 靜音功能：

- 靜音按鍵(MUTE)：為循環式操作，當靜音按鍵指示燈⑤點亮時，表示啟動靜音模式，燈滅時則表示關閉靜音模式。



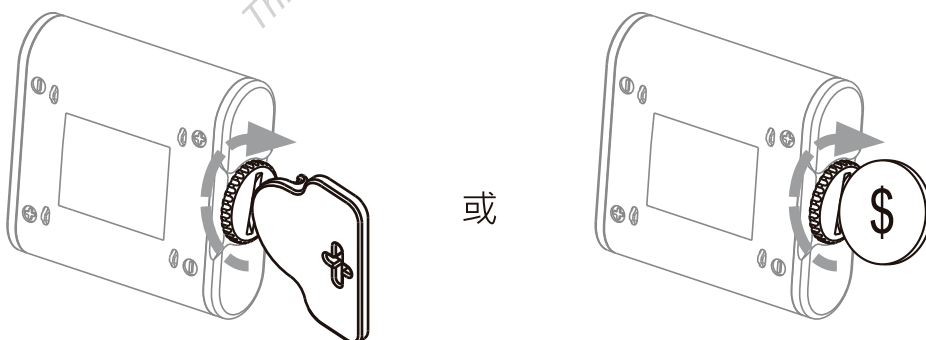
- 靜音按鍵功能解除方式：於發射器關機時，先按住靜音按鍵⑤，同時開啟電源按鍵①，即可解除靜音功能。(靜音按鍵功能於出廠設定值為可動作狀態)



4. 本產品整體設計符合基本防水規範，但使用時務必依據以下說明操作：

- 需確實旋轉迫緊鈕將電池蓋與本體鎖緊：

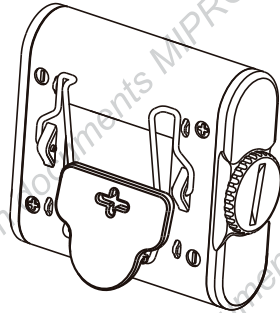
裝填與更換電池時，務必確實鎖緊電池蓋與迫緊鈕，迫緊鈕可使用固定鎖片或工具(如硬幣)將電池蓋、本體加以鎖緊，注意鎖緊後電池蓋與本體需無明顯的間隙，才能確保防水功能正常。



- 搭配原廠防水麥克風：

選用原廠之MU-57系列防水麥克風，並確認發射器輸入插座與訊號源輸入接頭確實鎖緊，避免外部液體經由輸入插座孔進到產品內部，導致本體故障失去功能。

5. 固定鎖片可以當支架，支撐發射器在桌面上。



備註

- 市售乾電池均為不耐高溫的商品，放置或使用環境溫度愈高電池漏液也更容易發生，長時間不使用時需取出電池。
- 通過IP67防塵防水等級測試，具有基本的防水功能，但在他種溶劑、液體內可能會迅速失去防水功能。
- 電容式音頭，嚴禁使用酒精直接噴灑清潔。若因噴灑酒精而導致產品故障，原廠將不負責免費保固。
- 載波頻率範圍、輸出功率、最大偏移度等以各國電波法規為依據。
- 各項規格若有誤差，以實際產品為準。

NCC警語

- 「取得審驗證明之低功率射頻器材，非經核准，公司、商號或使用者均不得擅自變更頻率、加大功率或變更原設計之特性及功能。
- 低功率射頻器材之使用不得影響飛航安全及干擾合法通信；經發現有干擾現象時，應立即停用，並改善至無干擾時方得繼續使用。
- 前述合法通信，指依電信管理法規定作業之無線電通信。低功率射頻器材須忍受合法通信或工業、科學及醫療用電波輻射性電機設備之干擾。」
- 應避免影響附近雷達系統之操作。
- 高增益指向性天線只得應用於固定式點對點系統。

產品保固卡

產品型號：_____

保固期限：一 年

購買日期：_____ 年 _____ 月 _____ 日

產品序號：_____

感謝您的惠顧！

MIPRO產品設計精良、品管嚴格，在正確使用下，保證長期維持正常功能。

保固期間如果發生組件故障，本公司或授權經銷商將免費為您維護服務。

維護服務處：600079嘉義市北港路814號

MIPRO產品保固條款

1. 在保固期內，因下列情況發生故障時本公司將酌收成本費用：

- 未經本公司認可自行修理而產生的故障。
- 因人為不慎或錯誤使用而導致的故障。
- 受天災、地變等不可抗拒之災害而損害者。

2. 保固不包括其他附件、消耗品及輔助裝置，充電電池保固三個月。

本保固卡請妥善保存，送修時請出示本卡。如有遺失，恕不補發。

產品支援中心還有查詢產品教學影片、下載說明書等相關服務。

加蓋經銷商店章：

(沒有加蓋經銷商店章無效)



本設備報廢後，請將它送交公共收集站或資源回收中心。



廢電池請回收

嘉強電子股份有限公司

總公司: 600079 嘉義市西區北港路814號

Tel : +886-5-238-0809

Fax : +886-5-238-0803

www.mipro.com.tw

mipro@mipro.com.tw

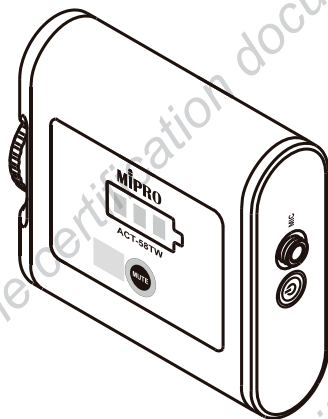


2CC610C

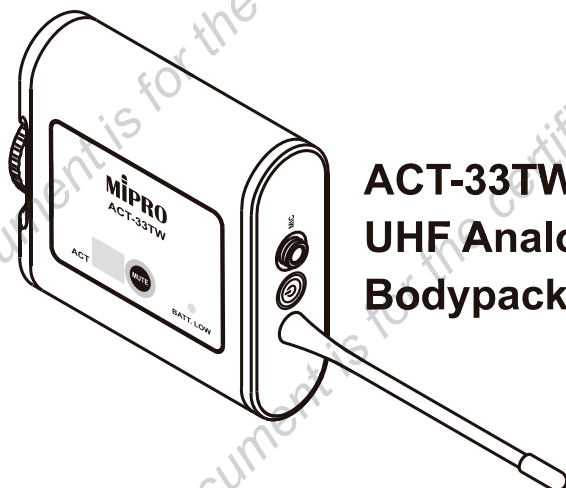
本內容若有變更，恕不另行通知。不准翻印或轉載。 YM 024/10

MIPRO

Quick Guide



ACT-58TW
5 GHz Digital
Bodypack Transmitter



ACT-33TW
UHF Analog
Bodypack Transmitter



User Guide Download

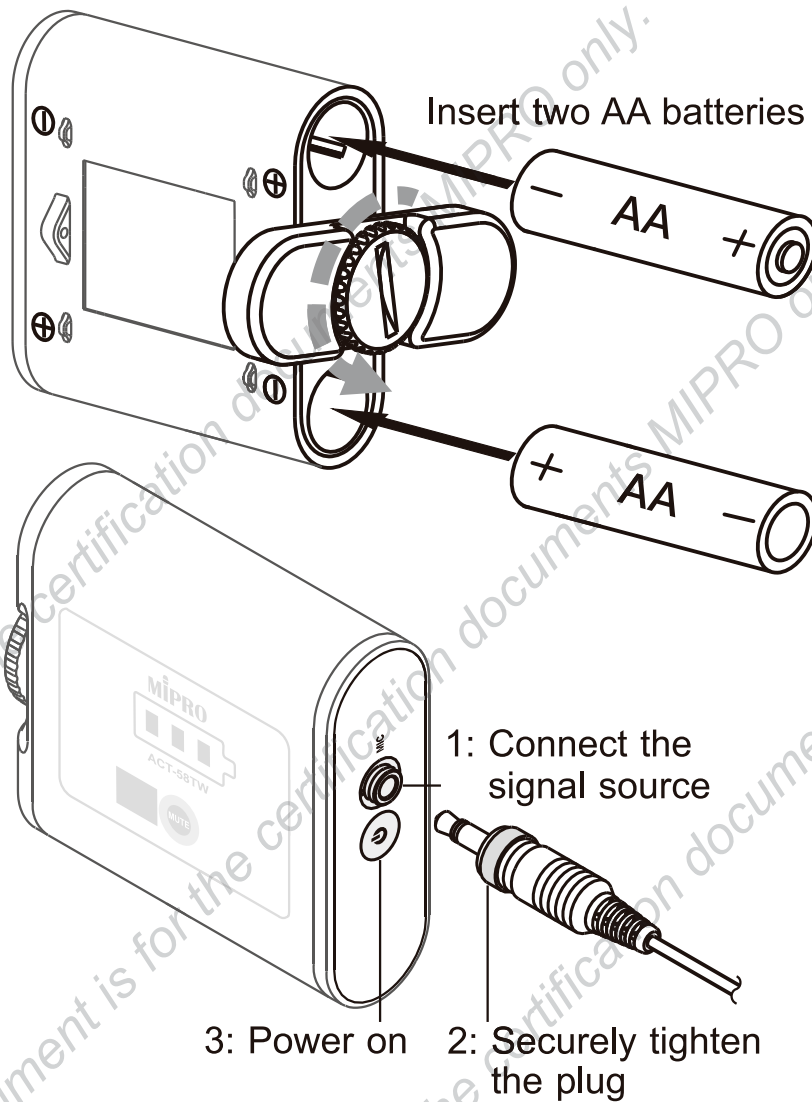
MIPRO Electronics Co., Ltd

Headquarters: No. 814, Beigang Rd., Chiayi City 600079, Taiwan
Tel : +886-5-238-0809 Fax : +886-5-238-0803
www.mipro.com.tw mipro@mipro.com.tw



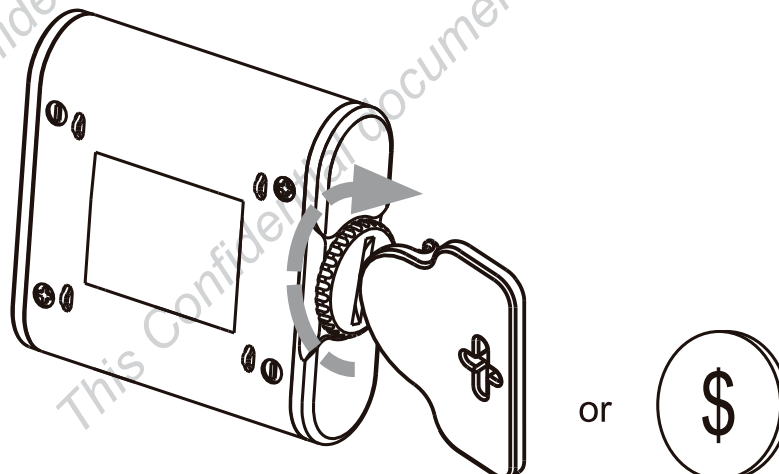
2CE689C

All rights reserved. Do not copy or forward without prior approvals of MIPRO.
Specifications and design subject to change without notice. YM 024/10



This product is designed according to waterproof standards but must be used in compliance with the following instructions.

- Properly tighten the thumb screw fastener to secure the battery cover and the main chassis.
- Please use the genuine MIPRO MU-57 Series waterproof microphones.



Notes

1. Commercially available batteries are intolerant of heat and can become more susceptible to leakage when placed or used under higher temperatures. Please remove the batteries when the product will not be used for a long time.
2. This product is rated IP67. However, it will lose its waterproof properties when submerged in any type of solvent.
3. Please refer to the actual product in the event of product description discrepancy.
4. The frequency range and maximum deviation comply with the regulations of different countries.
5. Spraying alcohol directly onto the condenser capsule module will cause severe damage and invalidate the warranty.
6. Scan the QR Code to download the user guide for detailed instructions.



Dispose of any unusable devices or batteries responsibly and in accordance with any applicable regulations.

Disposing of used batteries with domestic waste is to be avoided!

Batteries / NiCad cells often contain heavy metals such as cadmium(Cd), mercury(Hg) and lead(Pb) that makes them unsuitable for disposal with domestic waste. You may return spent batteries/ accumulators free of charge to recycling centres or anywhere else batteries/accumulators are sold.

By doing so, you contribute to the conservation of our environment!

Federal Communication Commission Interference Statement

This equipment has been tested and found to comply with the limits for a Class B digital device, pursuant to Part 15 of the FCC Rules. These limits are designed to provide reasonable protection against harmful interference in a residential installation.

This equipment generates, uses and can radiate radio frequency energy and, if not installed and used in accordance with the instructions, may cause harmful interference to radio communications. However, there is no guarantee that interference will not occur in a particular installation. If this equipment does cause harmful interference to radio or television reception, which can be determined by turning the equipment off and on, the user is encouraged to try to correct the interference by one of the following measures:

- Reorient or relocate the receiving antenna.
- Increase the separation between the equipment and receiver.
- Connect the equipment into an outlet on a circuit different from that to which the receiver is connected.
- Consult the dealer or an experienced radio/TV technician for help.

FCC Caution: To assure continued compliance, any changes or modifications not expressly approved by the party responsible for compliance could void the user's authority to operate this equipment. (Example - use only shielded interface cables when connecting to computer or peripheral devices).

FCC Radiation Exposure Statement

RF Exposure Information (SAR)

This device meets the government's requirements for exposure to radio waves. This device is designed and manufactured not to exceed the emission limits for exposure to radio frequency (RF) energy set by the Federal Communications Commission of the U.S. Government.

The exposure standard for wireless devices employing a unit of measurement is known as the Specific Absorption Rate, or SAR. The SAR limit set by the FCC is 1.6W/kg.

The FCC has granted an Equipment Authorization for this device with all reported SAR levels evaluated as in compliance with the FCC RF exposure guidelines. SAR information on this device is on file with the FCC and can be found under the Display Grant section of www.fcc.gov/oet/ea/fccid after searching on FCC ID: M5X-ACT58TW

This device complies with Part 15 of the FCC Rules. Operation is subject to the following two conditions:

(1) This device may not cause harmful interference, and (2) This device must accept any interference received, including interference that may cause undesired operation.

CE

Caution: risk of explosion if battery is replaced by an incorrect type. Dispose of used batteries according to the instructions.

Please add operating frequency bands and the maximum RF power (Target power) transmitted in each band.

Hereby, [Name of the manufacturer] declares that the radio equipment type [designation of type of radio of equipment] is in compliance with Directive 2014/53/EU.

The full text of the EU declaration of conformity is available at the following internet address: www.address.com/DoC.pdf

RF Exposure Information (MPE)

This device meets the EU requirements and the International Commission on Non-Ionizing Radiation Protection (ICNIRP) on the limitation of exposure of the general public to electromagnetic fields by way of health protection. To comply with the RF exposure requirements, this equipment must be operated in a minimum of 20 cm separation distance to the user.