






**Radiated Emissions 30 – 1000 MHz**




**Radiated Emissions 1 – 18 GHz**



**Radiated Emissions 18 – 26 GHz**





**Power-Line Conducted Emissions**

