

TEST SETUP PHOTOGRAPHS




Figure 1: AC Line Conducted Emissions (Front View)





Figure 2: AC Line Conducted Emissions (Side View)

 element	Apple Inc. FCC ID: BCGA3151, IC: 579C-A3151	Model/HVIN: A3151
Test Set-Up Photos	EUT Type: Wireless Earbud	Page 1 of 9




Figure 3: AC Line Conducted Emissions (Front View)




Figure 4: AC Line Conducted Emissions (Side View)




Figure 5: 1-18GHz Test Setup (Front View)




Figure 6: 1-18GHz Test Setup (Rear View)



Figure 7: 1-18GHz Test Setup (Front View)





Figure 8: 1-18GHz Test Setup (Rear View)

 element	Apple Inc. FCC ID: BCGA3151, IC: 579C-A3151	Model/HVIN: A3151
Test Set-Up Photos	EUT Type: Wireless Earbud	Page 4 of 9




Figure 9: 1-18GHz Test Setup (Front View)




Figure 10: 1-18GHz Test Setup (Rear View)



Figure 11: 1-18GHz Test Setup (Front View)




Figure 12: 1-18GHz Test Setup (Rear View)




Figure 13: 30MHz-1GHz Test Setup (Front View)




Figure 14: 30MHz-1GHz Test Setup (Rear View)



	Apple Inc. FCC ID: BCGA3151, IC: 579C-A3151	Model/HVIN: A3151
Test Set-Up Photos	EUT Type: Wireless Earbud	Page 7 of 9



Figure 15: 30MHz-1GHz Test Setup (Front View)



Figure 16: 30MHz-1GHz Test Setup (Rear View)

	Apple Inc. FCC ID: BCGA3151, IC: 579C-A3151	Model/HVIN: A3151
Test Set-Up Photos	EUT Type: Wireless Earbud	Page 8 of 9




Figure 17: 9kHz-30MHz Test Setup (Front View)



Figure 18: 9kHz-30MHz Test Setup (Front View)