

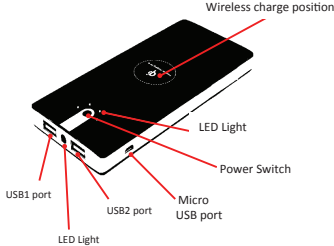


<div>    <b>WIRELESS CHARGING PORTABLE POWER BANK</b> <b>User Manual</b> 8000m Ah SILVER BLACK</div> <div>For more info: <a href="http://www.mworksproducts.com">www.mworksproducts.com</a> or <a href="mailto:support@mworksproducts.com">support@mworksproducts.com</a></div>	 <p>Wireless charge position</p> <p>LED Light</p> <p>Power Switch</p> <p>USB1 port</p> <p>USB2 port</p> <p>Micro USB port</p> <p>LED Light</p> <p><b>Description</b></p> <ol style="list-style-type: none"><li>(1) Power Switch Button</li><li>(2) USB1 Output port</li><li>(3) USB2 Output port</li><li>(5) LED light</li><li>(4) Micro USB Input port</li><li>(6) LED light</li><li>(7) USB Cable</li></ol>	<p><b>Specifications</b></p> <p>Product Name: Wireless charge power bank</p> <p>Product Model: 24998</p> <p>Battery Type: Li-Polymer Battery</p> <p>Capacity:8000mAH Input: DC 5V/2A Max</p> <p>USB Output: USB1 5V/1A, USB2 5V/2A,</p> <p>USB Total Output 5V/2A, Wireless</p> <p>output: DC 5V/1A, 5W</p> <p>Size: 162.0 * 73.8* 13.8mm</p> <p><b>Compatibility</b></p> <p>iPad,Mobile Phones,iPone,iPod,and other digital devices requiring charging through a DC 5.0V 1A orDC 5.0V 2A USB port.</p> <p>DC 5.0V/1A through Wireless charging.</p> <p><b>Note:</b></p> <ol style="list-style-type: none"><li>(1). The USB ports is support standard USB specification.</li><li>(2). Support more than 85%of Samsung Tablets;Please use included “USB Micro USB cable”to charge you device when your original cable not support this power bank. Hense the USB ports support all iPod, iPhone,iPad and other devices but do not support charging of Blackberry 9700,Nokia N900 or other use the USB dumb-charger.</li></ol>	<p><b>Using your power bank</b></p> <ol style="list-style-type: none"><li>1.You can use the included Micro USB charge the power bank from a power source. Note: While the power bank is being charged, the Blue LEDs will flash and light up one after another. Once the power bank is fully charged, all LEDs will light up and the power bank will stop charging. You should be able to charge your mobile devices once the power bank completes its charging or disconnected from its power source.</li><li>2.Short press the on/off Power Switch Button on the power bank, the LEDs will be illuminated for 10 seconds and the power bank will start charging your devices, simply disconnect them from the power bank. The power bank output will remain for 10 seconds and stop automatically if the power bank does not start charging any device again within this period.</li></ol> <p><b>Recharging your devices</b></p> <ol style="list-style-type: none"><li>1. there is an on/off power switch on the power bank, upon pressing the switch button the led power indicator will illuminate for 2 to 3 seconds, after that , the power bank will start charging your devices.</li><li>2.You can wireless charge your devices with it. You can charge your devices with a protective case on it. (Works with most cases up to 4mm thick)</li><li>3. If your protective cases has metallic studs,magnetic clasps,or a magnetic plate,you should remove the case before placing your phone on the mount.</li><li>4. For optimum charging, place your devices in the center of the power bank.</li></ol>
--	---	--	---

<p><b>Battery Capacity Indicator &amp; LED Light Switch Button</b></p> <p>The LED power indicators provide information about battery charging status and battery power level:</p> <p>Press the Power Switch Button to check power level, the LED will be illuminated for 10 seconds.</p> <p>LED's indicate from the right to left:</p> <ul style="list-style-type: none"><li>• 1 LED Flashes:&lt;10% Power</li><li>• 1 LED on:&lt;25% Power</li><li>• 2 LEDs on:25%-50% Power</li><li>• 3 LEDs on:50%-75% Power</li><li>• 4 LEDs on:75%-100% Power</li></ul> <p>It takes around 3 hours to fully charge this power bank via a 5V 2A USB power source.</p> <p><b>Maintenance</b></p> <p>In order to maximize the battery life, please maintain your Wireless charge power bank as recommended below:</p> <ol style="list-style-type: none"><li>1. Re-charge your Wireless charge power bank dry once every three months if it has not been in use.</li><li>2. Keep your Wireless charge power bank dry and away from moist or corrosive materials.</li><li>3. Do not wash your Wireless charge power bank with harsh chemicals, soaps or detergents.</li></ol>	<p><b>Package Contents</b></p> <ul style="list-style-type: none"><li>-1X Wireless charge power bank.</li><li>-1X USB Cable</li><li>-1X User Manual</li></ul> <p><b>Warning</b></p> <p>Read all instructions and warnings prior to using this product for the first time.Failure to read and follow these safety and usage instructions could result in fire,explosion,electric shock or other hazard that could potentially cause property damage or even fatal injury.</p> <ol style="list-style-type: none"><li>1. Do not modify,disassemble,open,drop,crush,puncture or shared the product</li><li>2. Do not expose the product to water or excessive moisture</li><li>3. Keep away from heat sources and direct sunlight to prevent heat build-up</li><li>4. Keep away from high voltage devices</li><li>5. This product is not a toy,keep away from children and ensure that all persons who use the product read and follow these instructions and warnings</li><li>6. Please do not try to charge your device when you are charging the power bank.</li></ol>	<p><b>Warning:</b> Changes or modifications to this unit not expressly approved by the party responsible for compliance could void the user's authority to operate the equipment.</p> <p><b>NOTE:</b> This equipment has been tested and found to comply with the limits for a Class B digital device, pursuant to Part 15 of the FCC Rules. These limits are designed to provide reasonable protection against harmful interference in a residential installation. This equipment generates, uses and can radiate radio frequency energy and, if not installed and used in accordance with the instructions, may cause harmful interference to radio communications.</p> <p>However, there is no guarantee that interference will not occur in a particular installation. If this equipment does cause harmful interference to radio or television reception, which can be determined by turning the equipment off and on, the user is encouraged to try to correct the interference by one or more of the following measures:</p> <ul style="list-style-type: none"><li><input type="checkbox"/> Reorient or relocate the receiving antenna.</li><li><input type="checkbox"/> Increase the separation between the equipment and receiver.</li><li><input type="checkbox"/> Connect the equipment into an outlet on a circuit different from that to which the receiver is connected.</li><li><input type="checkbox"/> Consult the dealer or an experienced radio/TV technician for help.</li></ul>	<p>This device complies with Part 15 of the FCC Rules. Operation is subject to the following two conditions:</p> <ol style="list-style-type: none"><li>(1) this device may not cause harmful interference, and</li><li>(2) this device must accept any interference received, including interference that may cause undesired operation.</li></ol> <p>Shielded cables must be used with this unit to ensure compliance with the Class B FCC limits.</p> <p>This device complies with Part 18 of the FCC Rules. This equipment generates, uses and can radiate radio frequency energy and, if not installed and used in accordance with the instructions, may cause harmful interference to radio communications.</p> <p>However, there is no guarantee that interference will not occur in a particular installation. If this equipment does cause harmful interference to radio or television reception, which can be determined by turning the equipment off and on, the user is encouraged to try to correct the interference by one or more of the following measures:</p> <ul style="list-style-type: none"><li>Reorient or relocate the receiving antenna.</li><li>Increase the separation between the equipment and receiver.</li><li>Connect the equipment into an outlet on a circuit different from that to which the receiver is connected.</li><li>Consult the dealer or an experienced radio/TV technician for help."</li></ul> <p>The device complies with part 18 of FCC rules.</p> <p><b>Importer:</b>MOBILEISTIC, LLC <b>Add:</b>2951 N Great Southwest Pkwy. Grand Prairie, TX 75050,USA <b>TEL:</b>(631) 531 9500</p>
---	--	--	--